



FCC RF Test Report

APPLICANT : Amazon.com Services LLC
EQUIPMENT : Electronic Display Device
MODEL NAME : C4A6T4
FCC ID : 2A4DH-3426
STANDARD : FCC Part 15 Subpart E §15.407
CLASSIFICATION : (NII) Unlicensed National Information Infrastructure
TEST DATE(S) : May 27, 2022 ~ Aug. 11, 2022

We, Sporton International Inc. (ShenZhen), would like to declare that the tested sample has been evaluated in accordance with the test procedures and has been in compliance with the applicable technical standards.

The test results in this report apply exclusively to the tested model / sample. Without written approval of Sporton International Inc. (ShenZhen), the test report shall not be reproduced except in full.

Jason Jia



Approved by: Jason Jia

Sporton International Inc. (ShenZhen)

1/F, 2/F, Bldg 5, Shiling Industrial Zone, Xinwei Village, Xili, Nanshan, Shenzhen, 518055

People's Republic of China



TABLE OF CONTENTS

REVISION HISTORY.....3

SUMMARY OF TEST RESULT4

1 GENERAL DESCRIPTION5

 1.1 Applicant5

 1.2 Product Feature of Equipment Under Test.....5

 1.3 Product Specification of Equipment Under Test.....5

 1.4 Modification of EUT6

 1.5 Testing Location6

 1.6 Test Software.....6

 1.7 Applicable Standards.....7

2 TEST CONFIGURATION OF EQUIPMENT UNDER TEST8

 2.1 Carrier Frequency and Channel8

 2.2 Test Mode.....9

 2.3 Connection Diagram of Test System.....10

 2.4 Support Unit used in test configuration and system11

 2.5 EUT Operation Test Setup11

 2.6 Measurement Results Explanation Example.....11

3 TEST RESULT.....12

 3.1 6dB and 26dB and 99% Occupied Bandwidth Measurement12

 3.2 Maximum Conducted Output Power Measurement18

 3.3 Power Spectral Density Measurement19

 3.4 Unwanted Emissions Measurement23

 3.5 AC Conducted Emission Measurement.....27

 3.6 Automatically Discontinue Transmission29

 3.7 Antenna Requirements30

4 LIST OF MEASURING EQUIPMENT31

5 UNCERTAINTY OF EVALUATION32

APPENDIX A. CONDUCTED TEST RESULTS

APPENDIX B. AC CONDUCTED EMISSION TEST RESULT

APPENDIX C. RADIATED SPURIOUS EMISSION

APPENDIX D. RADIATED SPURIOUS EMISSION PLOTS

APPENDIX E. DUTY CYCLE PLOTS



SUMMARY OF TEST RESULT

Report Section	FCC Rule	Description	Limit	Result
3.1	15.403(i)	6dB, 26dB and 99% Occupied Bandwidth	> 500kHz	Pass
3.2	15.407(a)	Maximum Conducted Output Power	≤ 30 dBm	Pass
3.3	15.407(a)	Power Spectral Density	≤ 30 dBm/500kHz	Pass
3.4	15.407(b)	Unwanted Emissions	15.407(b)(4)(i) & 15.209(a)	Pass
3.5	15.207	AC Conducted Emission	15.207(a)	Pass
3.6	15.407(c)	Automatically Discontinue Transmission	Discontinue Transmission	Pass
3.7	15.203 & 15.407(a)	Antenna Requirement	15.203 & 15.407(a)	Pass

Declaration of Conformity:
The test results with all measurement uncertainty excluded are presented in accordance with the regulation limits or requirements declared by manufacturers.
Comments and Explanations:
The declared of product specification for EUT presented in the report are provided by the manufacturer, and the manufacturer takes all the responsibilities for the accuracy of product specification.



1 General Description

1.1 Applicant

Amazon.com Services LLC
410 Terry Avenue N, Seattle, WA 98109-5210, United States

1.2 Product Feature of Equipment Under Test

Product Feature	
Equipment	Electronic Display Device
Model Name	C4A6T4
FCC ID	2A4DH-3426

1.3 Product Specification of Equipment Under Test

Standards-related Product Specification							
Tx/Rx Channel Frequency Range	5745 MHz ~ 5825 MHz						
Maximum Output Power	<p>< Ant 1>: 802.11a : 13.68 dBm / 0.0233 W 802.11n HT20 : 13.73 dBm / 0.0236 W 802.11n HT40 : 12.84 dBm / 0.0192 W 802.11ac VHT20: 13.65 dBm / 0.0232 W 802.11ac VHT40: 12.77 dBm / 0.0189 W 802.11ac VHT80: 11.68 dBm / 0.0147 W</p> <p>< Ant 2>: 802.11a : 13.65 dBm / 0.0232 W 802.11n HT20 : 13.66 dBm / 0.0232 W 802.11n HT40 : 12.70 dBm / 0.0186 W 802.11ac VHT20: 13.58 dBm / 0.0228 W 802.11ac VHT40: 12.64 dBm / 0.0184 W 802.11ac VHT80: 11.51 dBm / 0.0142 W</p>						
99% Occupied Bandwidth	<p>< Ant 1>: 802.11a : 16.73 MHz 802.11n HT20 : 17.78 MHz 802.11n HT40 : 36.46 MHz 802.11ac VHT80 : 75.16 MHz</p> <p>< Ant 2>: 802.11a : 16.73 MHz 802.11n HT20 : 17.83 MHz 802.11n HT40 : 36.56 MHz 802.11ac VHT80 : 75.04 MHz</p>						
Antenna Type / Gain	<p><Ant. 1> : PIFA Antenna with gain 0.45 dBi <Ant. 2> : PIFA Antenna with gain 2.77 dBi</p>						
Antenna Function Description	<table border="1"> <thead> <tr> <th></th> <th>Ant. 1</th> <th>Ant. 2</th> </tr> </thead> <tbody> <tr> <td>802.11 a/n/ac SISO</td> <td>V</td> <td>V</td> </tr> </tbody> </table>		Ant. 1	Ant. 2	802.11 a/n/ac SISO	V	V
	Ant. 1	Ant. 2					
802.11 a/n/ac SISO	V	V					
Type of Modulation	802.11a/n : OFDM (BPSK / QPSK / 16QAM / 64QAM) 802.11ac : OFDM (BPSK / QPSK / 16QAM / 64QAM / 256QAM)						



Note:

1. The device does not support Ant 1+2 MIMO.
2. For 802.11n HT20 / 11ac VHT20 and 802.11n HT40 / 11ac VHT40 mode, the whole testing have assessed only 802.11n HT20 & HT40 by referring to their higher output power.

1.4 Modification of EUT

No modifications are made to the EUT during all test items.

1.5 Testing Location

Sporton International Inc. (Shenzhen) is accredited to ISO/IEC 17025:2017 by American Association for Laboratory Accreditation with Certificate Number 5145.01.

Test Firm	Sporton International Inc. (Shenzhen)		
Test Site Location	1/F, 2/F, Bldg 5, Shiling Industrial Zone, Xinwei Village, Xili, Nanshan, Shenzhen, 518055 People’s Republic of China TEL: +86-755-86379589 FAX: +86-755-86379595		
Test Site No.	Sporton Site No.	FCC Designation No.	FCC Test Firm Registration No.
	TH01-SZ	CN1256	421272

Test Firm	Sporton International Inc. (Shenzhen)		
Test Site Location	101, 1st Floor, Block B, Building 1, No. 2, Tengfeng 4th Road, Fenghuang Community, Fuyong Street, Baoan District, Shenzhen City Guangdong Province China 518103 TEL: +86-755-33202398		
Test Site No.	Sporton Site No.	FCC Designation No.	FCC Test Firm Registration No.
	CO02-SZ 03CH02-SZ DFS01-SZ	CN1256	421272

1.6 Test Software

Item	Site	Manufacturer	Name	Version
1.	03CH02-SZ	AUDIX	E3	6.2009-8-24a
2.	CO02-SZ	Rohde&Schwarz	EMC32	10.60.0.0
3.	DFS01-SZ	Sporton	DFS & Adaptivity Test Tools	1.0



1.7 Applicable Standards

According to the specifications of the manufacturer, the EUT must comply with the requirements of the following standards:

- ♦ 47 CFR Part 15 Subpart E
- ♦ FCC KDB 789033 D02 General UNII Test Procedures New Rules v02r01.
- ♦ ANSI C63.10-2013

Remark: All test items were verified and recorded according to the standards and without any deviation during the test.



2 Test Configuration of Equipment Under Test

- a. The EUT has been associated with peripherals and configuration operated in a manner tended to maximize its emission characteristics in a typical application. Frequency range investigated: conduction emission (150 kHz to 30 MHz), radiation emission (9 kHz to the 10th harmonic of the highest fundamental frequency or to 40 GHz, whichever is lower). For radiated measurement, pre-scanned in three orthogonal panels, X, Y, Z. The worst cases (Z plane) were recorded in this report.
- b. AC power line Conducted Emission was tested under maximum output power.

2.1 Carrier Frequency and Channel

Frequency Band	Channel	Freq. (MHz)	Channel	Freq. (MHz)
5745-5825 MHz U-NII-3	149	5745	157	5785
	151*	5755	159*	5795
	153	5765	161	5805
	155#	5775	165	5825

Note:

- 1. The above Frequency and Channel in "*" were 802.11n HT40 and 802.11ac VHT40.
- 2. The above Frequency and Channel in "#n" were 802.11ac VHT80.



2.2 Test Mode

Final test modes are considering the modulation and worse data rates as below table.

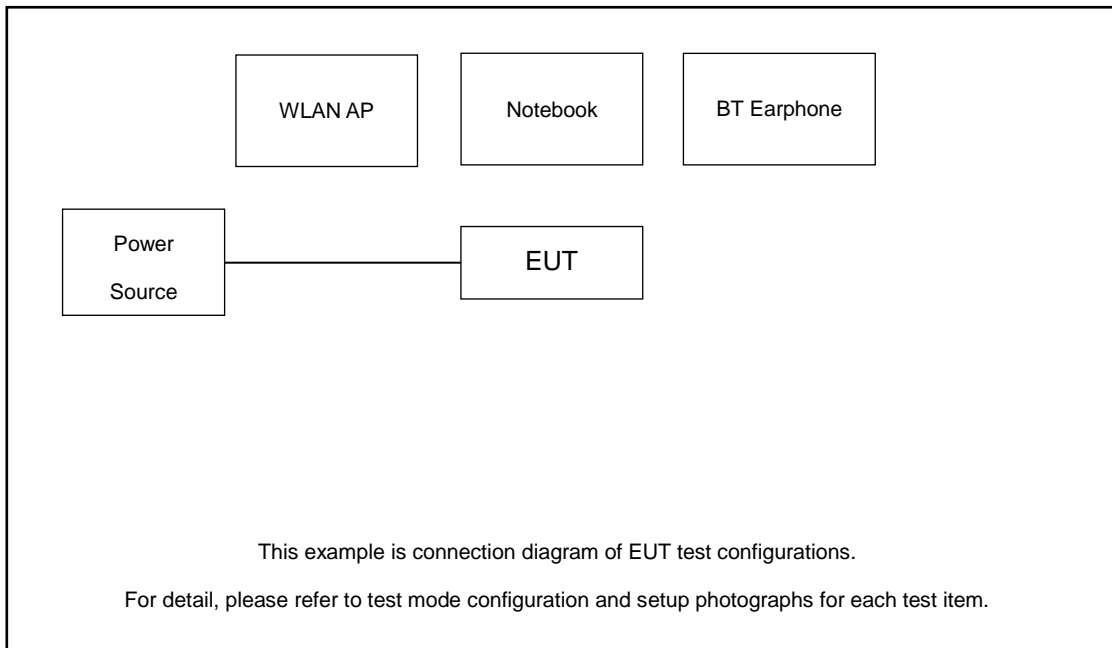
Modulation	Data Rate
802.11a	6 Mbps
802.11n HT20 (cover 11ac VHT20)	MCS0
802.11n HT40 (cover 11ac VHT40)	MCS0
802.11ac VHT80	MCS0

AC Conducted Emission	Mode 1 : Turn backlight to max brightness + BT Link + 5G Wif Link + Battery + USB cable (Adapter AP16-US)
Remark: For Radiated Test Cases, The tests were performance with Adapter and USB Cable.	

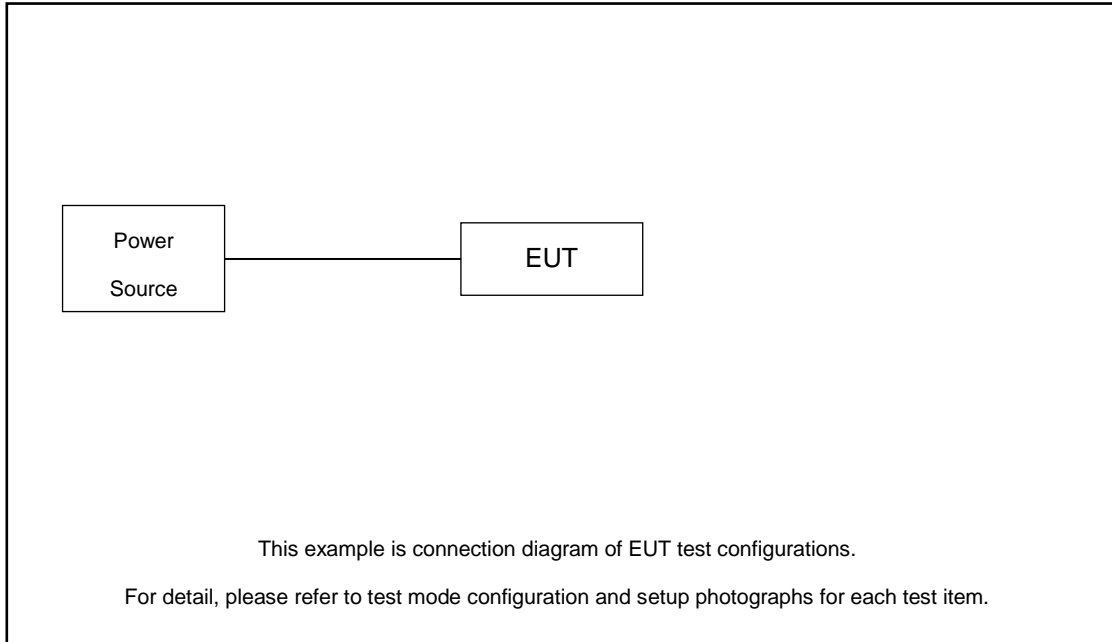
Ch. #	U-NII-3 : 5745-5825 MHz			
	802.11a	802.11n HT20	802.11n HT40	802.11ac VHT80
L Low	149	149	151	-
M Middle	157	157	-	155
H High	165	165	159	-

2.3 Connection Diagram of Test System

For AC Conducted Emission:



For Radiated Emission:





2.4 Support Unit used in test configuration and system

Item	Equipment	Model Name	FCC ID	Data Cable	Power Cord
1.	WLAN AP	RT-AC66U	MSQ-RTAC66U	N/A	Unshielded,1.8m
2.	WLAN AP	AX88U	MSQ-RTAXHP00	N/A	Unshielded
3.	BT Base station	CBT	N/A	N/A	Unshielded,1.8m
4.	Adapter	FANA7R	N/A	N/A	N/A

2.5 EUT Operation Test Setup

For WLAN RF test items, an engineering test program was provided and enabled to make EUT continuous transmit.

For AC power line conducted emissions, the EUT was set to connect with the router under large package sizes transmission.

2.6 Measurement Results Explanation Example

For all conducted test items:

The offset level is set in the spectrum analyzer to compensate the RF cable loss and attenuator factor between EUT conducted output port and spectrum analyzer. With the offset compensation, the spectrum analyzer reading level is exactly the EUT RF output level.

Example :

The spectrum analyzer offset is derived from RF cable loss and attenuator factor.

$$\text{Offset} = \text{RF cable loss} + \text{attenuator factor}.$$

Following shows an offset computation example with cable loss 2.8 dB and 10dB attenuator.

$$\begin{aligned} \text{Offset(dB)} &= \text{RF cable loss(dB)} + \text{attenuator factor(dB)}. \\ &= 2.8 + 10 = 12.8 \text{ (dB)} \end{aligned}$$

3 Test Result

3.1 6dB and 26dB and 99% Occupied Bandwidth Measurement

3.1.1 Description of 6dB and 26dB and 99% Occupied Bandwidth

The minimum 6 dB bandwidth shall be at least 500 kHz.

26dB and 99% Occupied bandwidth are reporting only.

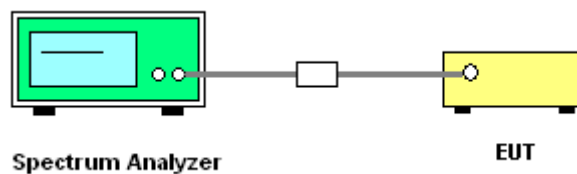
3.1.2 Measuring Instruments

The measuring equipment is listed in the section 4 of this test report.

3.1.3 Test Procedures

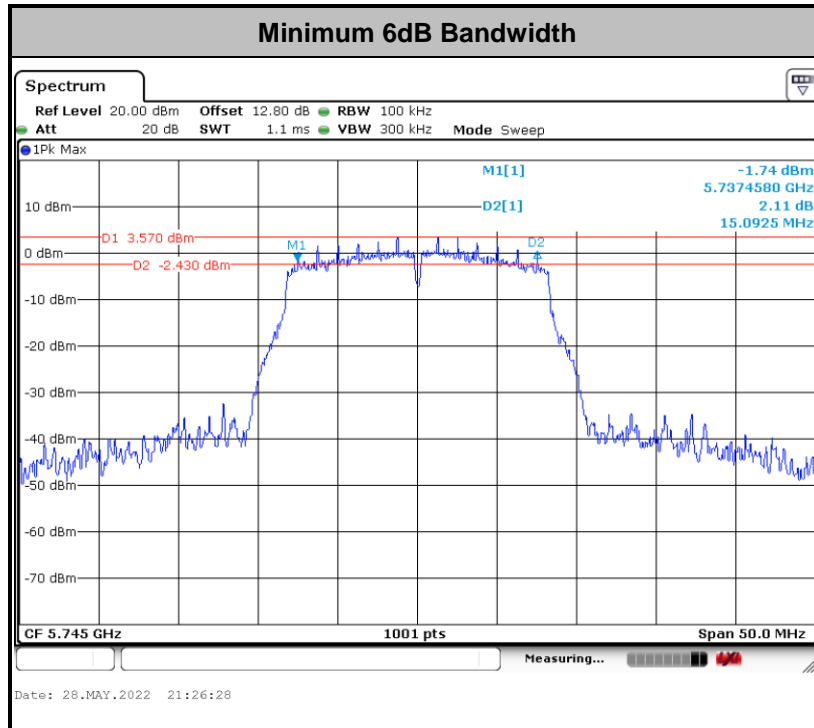
1. The testing follows FCC KDB 789033 D02 General UNII Test Procedures New Rules v02r01. Section C) Emission bandwidth for the band 5.725-5.85GHz
2. For 6dB BW, Set RBW = 100kHz.
For 26dB BW, Set RBW = approximately 1% of the emission bandwidth.
For 99% OBW, Set RBW = 1% to 5% of the OBW.
3. For 26dB BW, Set the VBW > RBW.
For 6dB BW & 99% OBW, Set the VBW $\geq 3 \times$ RBW.
4. Detector = Peak.
5. Trace mode = max hold
6. Measure the maximum width of the emission that is 6 dB down from the peak of the emission.
7. Measure and record the results in the test report.

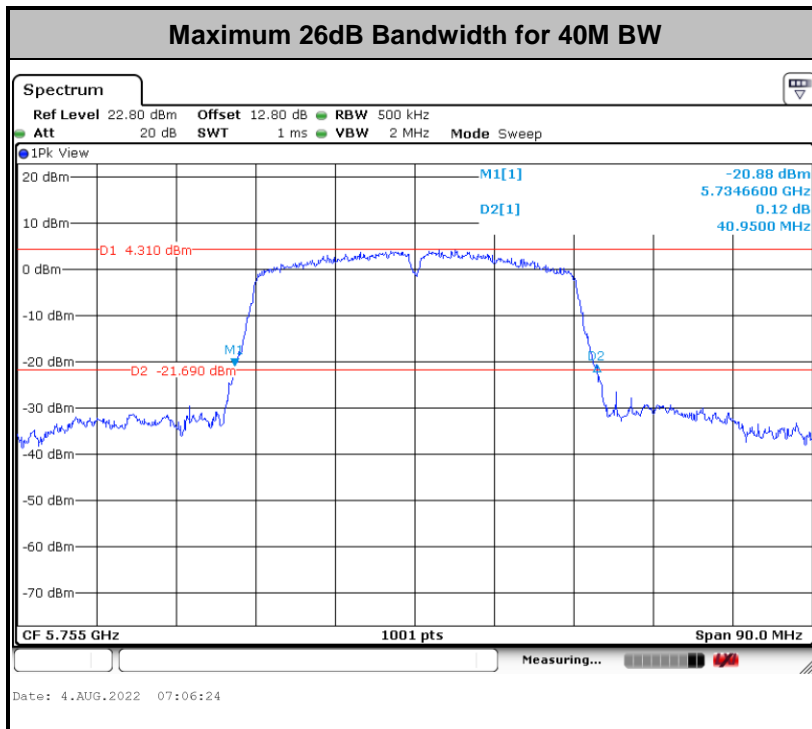
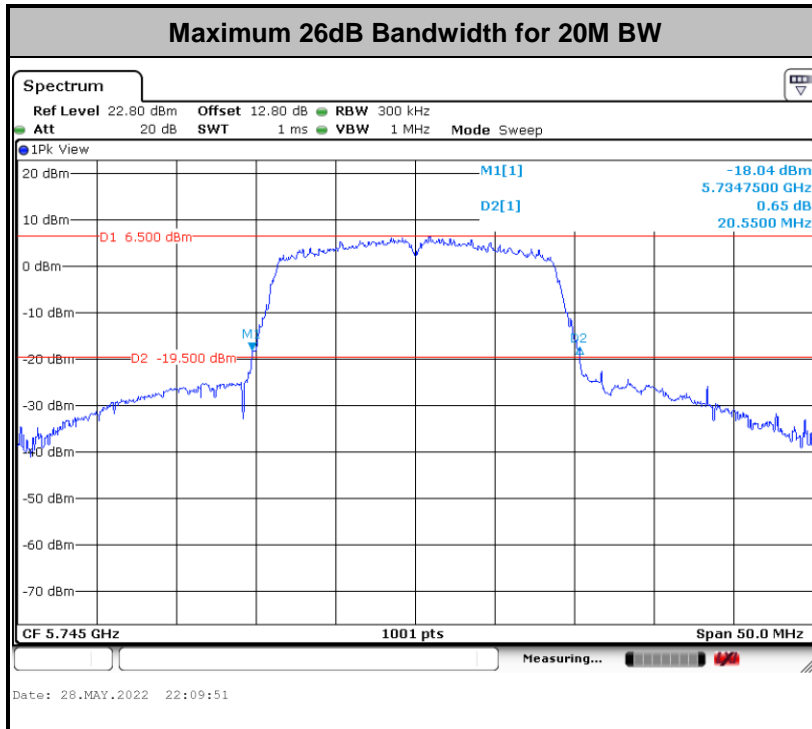
3.1.4 Test Setup

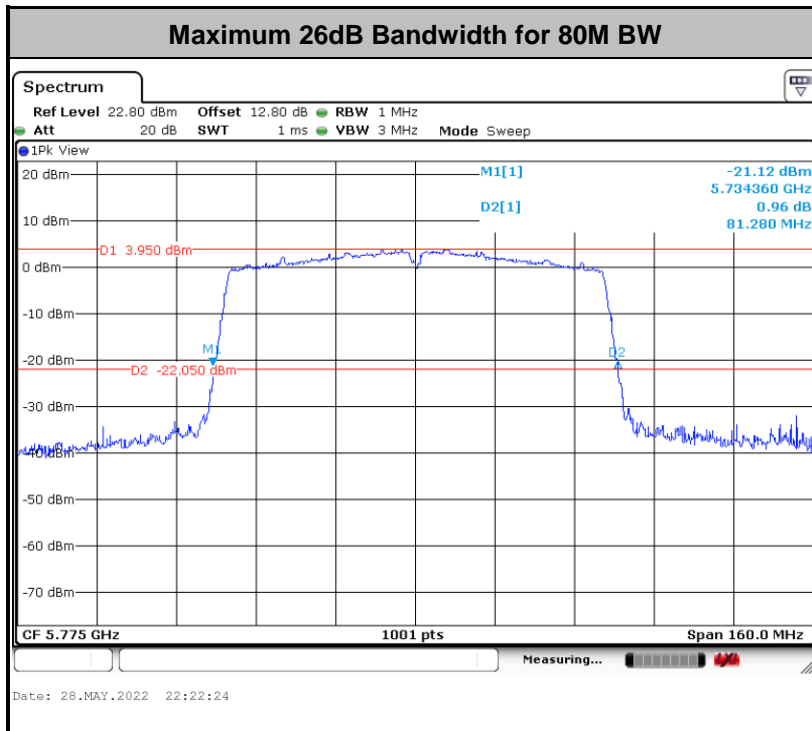


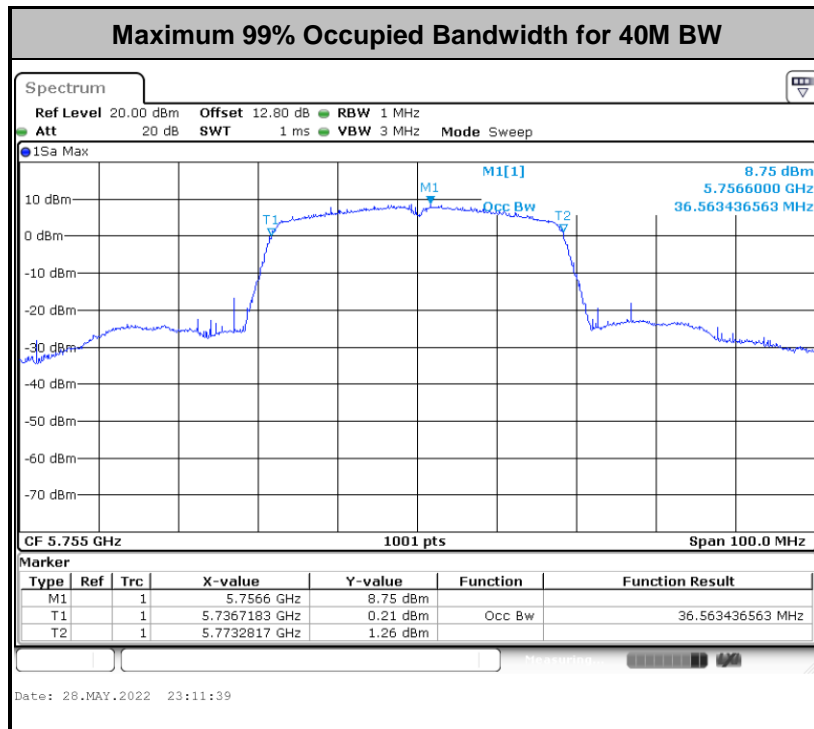
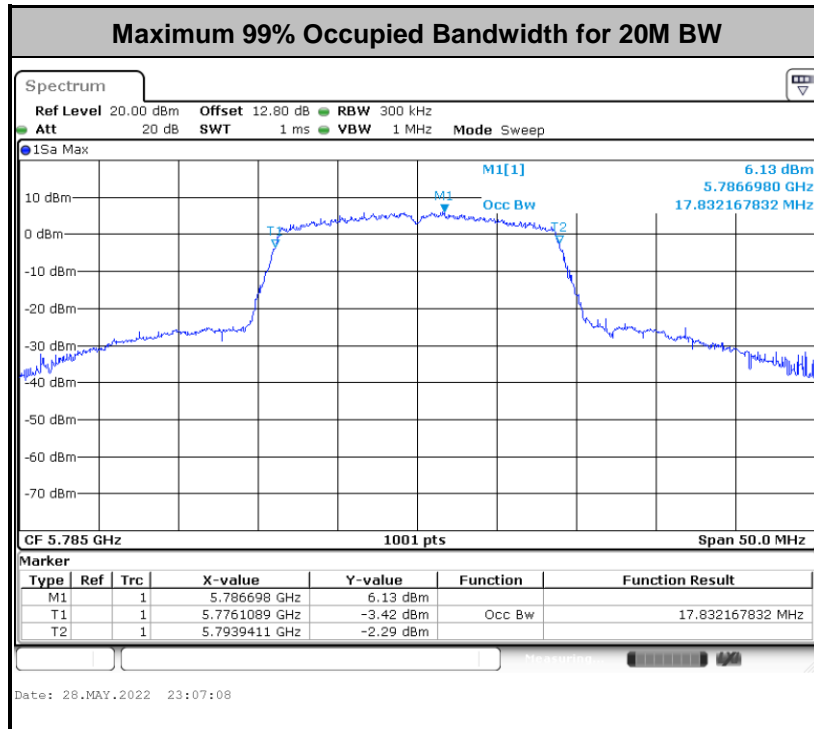
3.1.5 Test Result of 6dB Bandwidth

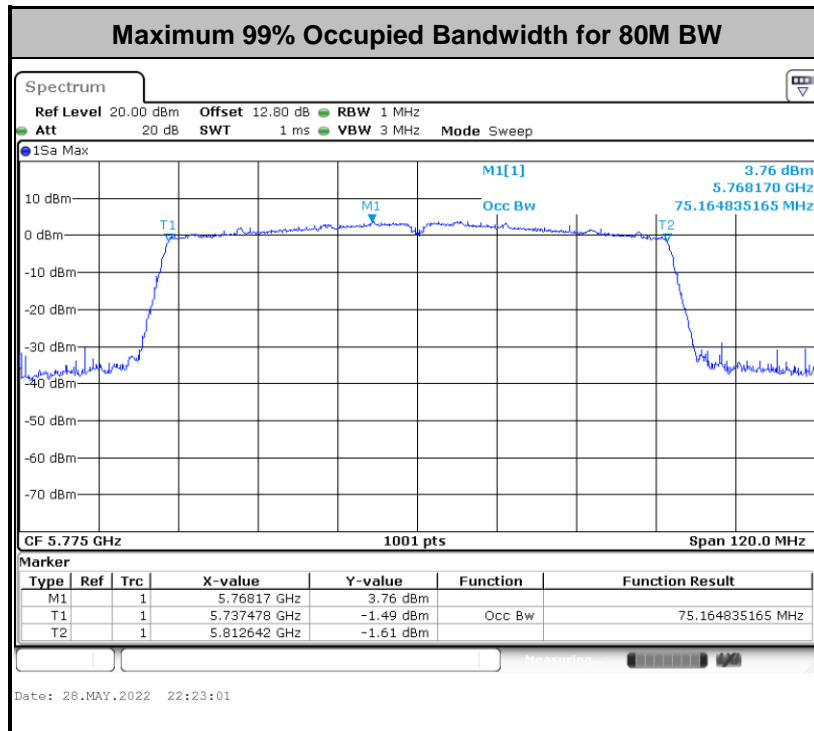
Please refer to Appendix A.











Note: The occupied channel bandwidth is maintained within the band of operation for all of the modulations.

3.2 Maximum Conducted Output Power Measurement

3.2.1 Limit of Maximum Conducted Output Power

For the band 5.725–5.85 GHz, the maximum conducted output power over the frequency band of operation shall not exceed 1 W.

For Straddle Channel, According to KDB 789033 D02 General UNII Test Procedures New Rules v02r01, If the power and PSD of the devices are uniform and comply with the lower limits specified for the U-NII-2 bands, a single measurement over the entire emission bandwidth can be performed to show compliance.

If transmitting antennas of directional gain greater than 6 dBi are used, the peak output power shall be reduced by the amount in dB that the directional gain of the antenna exceeds 6 dBi.

3.2.2 Measuring Instruments

The measuring equipment is listed in the section 4 of this test report.

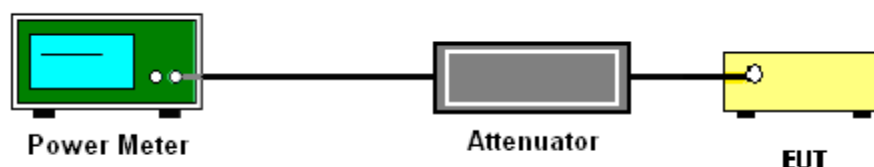
3.2.3 Test Procedures

The testing follows Method PM of FCC KDB 789033 D02 General UNII Test Procedures New Rules v02r01.

Method PM (Measurement using an RF average power meter):

1. Measurement is performed using a wideband RF power meter.
2. The EUT is configured to transmit continuously with a consistent duty cycle at its maximum power control level.
3. Measure the average power of the transmitter, and the average power is corrected with duty factor, $10 \log(1/x)$, where x is the duty cycle.

3.2.4 Test Setup



3.2.5 Test Result of Maximum Conducted Output Power

Please refer to Appendix A.



3.3 Power Spectral Density Measurement

3.3.1 Limit of Power Spectral Density

For the band 5.725–5.85 GHz, the maximum power spectral density shall not exceed 30 dBm in any 500-kHz band.

For Straddle Channel, According to KDB 789033 D02 General UNII Test Procedures New Rules v02r01, If the power and PSD of the devices are uniform and comply with the lower limits specified for the U-NII-2 bands, a single measurement over the entire emission bandwidth can be performed to show compliance.

If transmitting antennas of directional gain greater than 6 dBi are used, the peak output power shall be reduced by the amount in dB that the directional gain of the antenna exceeds 6 dBi.

3.3.2 Measuring Instruments

The measuring equipment is listed in the section 4 of this test report.

3.3.3 Test Procedures

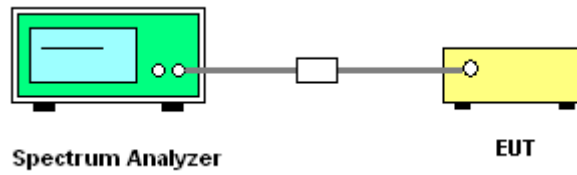
The testing follows FCC KDB 789033 D02 General UNII Test Procedures New Rules v02r01. Section F) Maximum power spectral density.

Method SA-2

(trace averaging across on and off times of the EUT transmissions, followed by duty cycle correction).

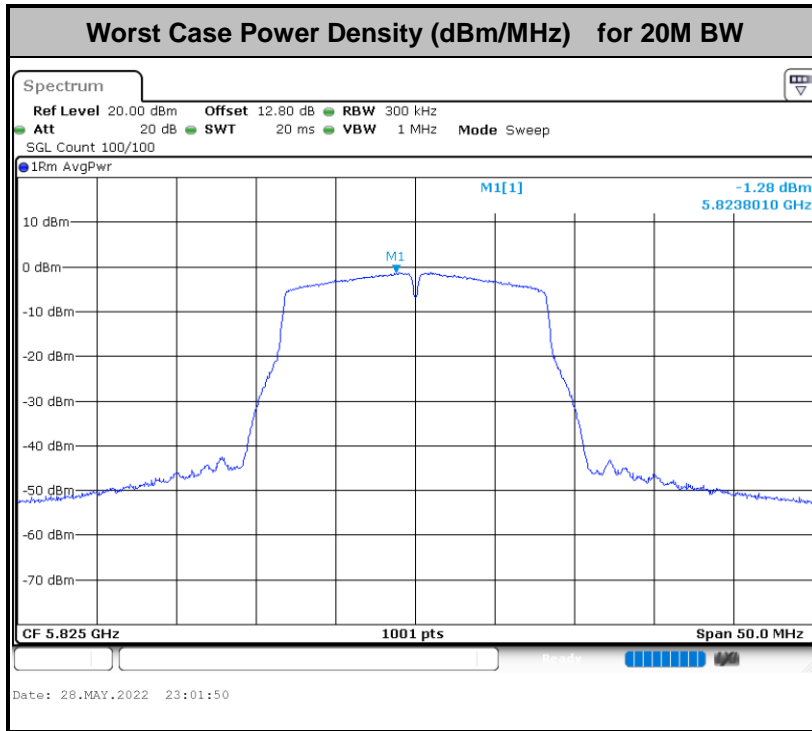
- Measure the duty cycle.
 - Set span to encompass the entire emission bandwidth (EBW) of the signal.
 - Set RBW = 300 kHz.
 - Set VBW \geq 1 MHz.
 - Number of points in sweep \geq 2 Span / RBW.
 - Sweep time = auto.
 - Detector = RMS
 - Trace average at least 100 traces in power averaging mode.
 - Add $10 \log(500\text{kHz}/\text{RBW})$ to the test result.
 - Add $10 \log(1/x)$, where x is the duty cycle, to the measured power in order to compute the average power during the actual transmission times. For example, add $10 \log(1/0.25) = 6$ dB if the duty cycle is 25 percent.
1. The RF output of EUT was connected to the spectrum analyzer by a low loss cable.
 2. Each plot has already offset with cable loss, and attenuator loss. Measure the PPSD and record it.

3.3.4 Test Setup

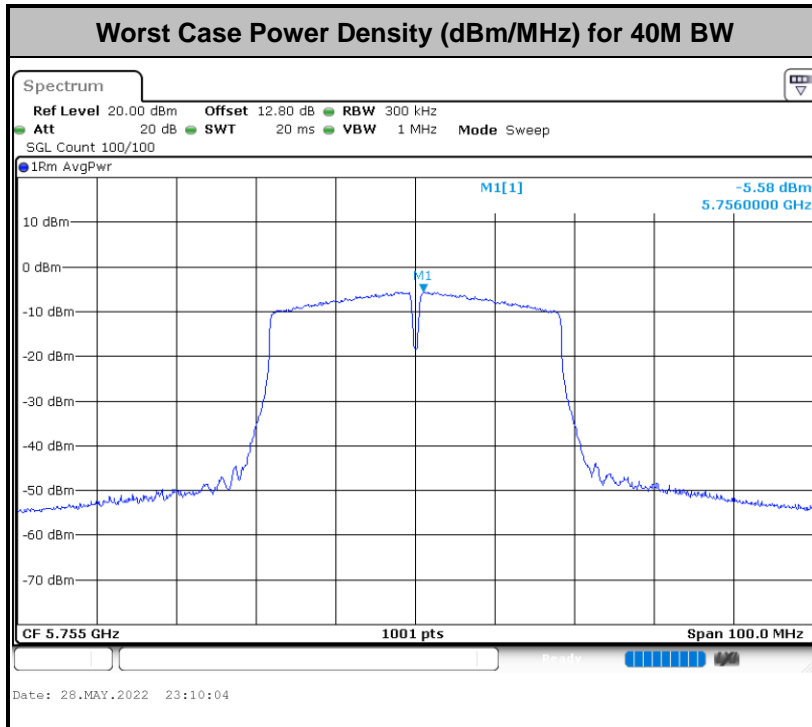


3.3.5 Test Result of Power Spectral Density

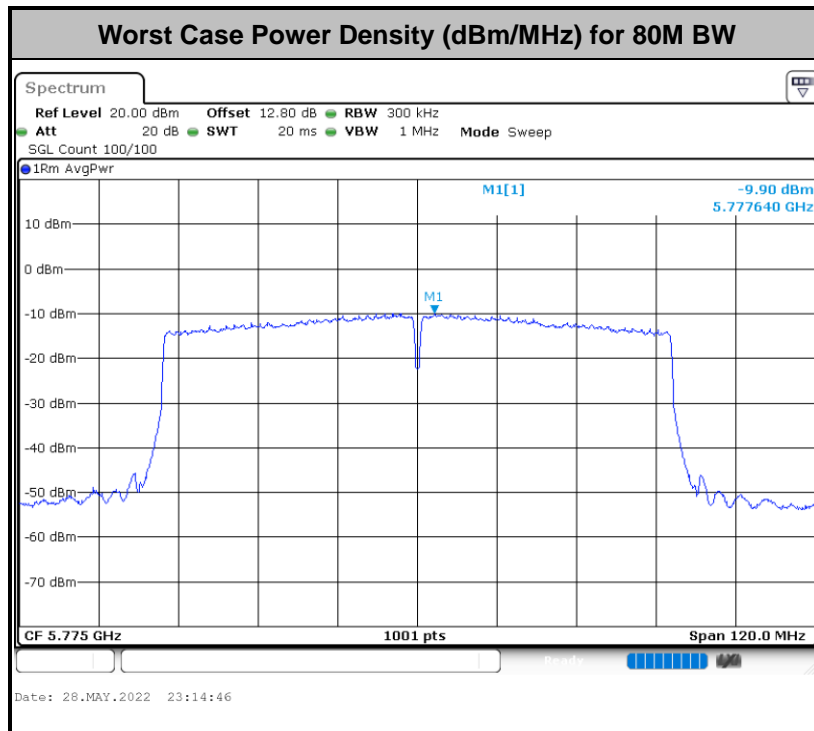
Please refer to Appendix A.



Note: Average Power Density (dB) = Measured value+ Duty Factor



Note: Average Power Density (dB) = Measured value+ Duty Factor



Note: Average Power Density (dB) = Measured value+ Duty Factor



3.4 Unwanted Emissions Measurement

This section is to measure unwanted emissions through radiated measurement for band edge spurious emissions and out of band emissions measurement.

3.4.1 Limit of Unwanted Emissions

(1) For transmitters operating in the 5.725-5.85 GHz band:

15.407(b)(4)(i) All emissions shall be limited to a level of -27 dBm/MHz at 75 MHz or more above or below the band edge increasing linearly to 10 dBm/MHz at 25 MHz above or below the band edge, and from 25 MHz above or below the band edge increasing linearly to a level of 15.6 dBm/MHz at 5 MHz above or below the band edge, and from 5 MHz above or below the band edge increasing linearly to a level of 27 dBm/MHz at the band edge.

(2) Unwanted spurious emissions fallen in restricted bands shall comply with the general field strength limits as below table,

Frequency (MHz)	Field Strength (microvolts/meter)	Measurement Distance (meters)
0.009 – 0.490	2400/F(kHz)	300
0.490 – 1.705	24000/F(kHz)	30
1.705 – 30.0	30	30
30 – 88	100	3
88 – 216	150	3
216 - 960	200	3
Above 960	500	3

EIRP (dBm)	Field Strength at 3m (dBµV/m)
- 27	68.3

Note: The following formula is used to convert the EIRP to field strength.

$$EIRP = E_{Meas} + 20\log(d_{Meas}) - 104.7$$

where

EIRP is the equivalent isotropically radiated power, in dBm

E_{Meas} is the field strength of the emission at the measurement distance, in dBµV/m

d_{Meas} is the measurement distance, in m



3.4.2 Measuring Instruments

The measuring equipment is listed in the section 4 of this test report.

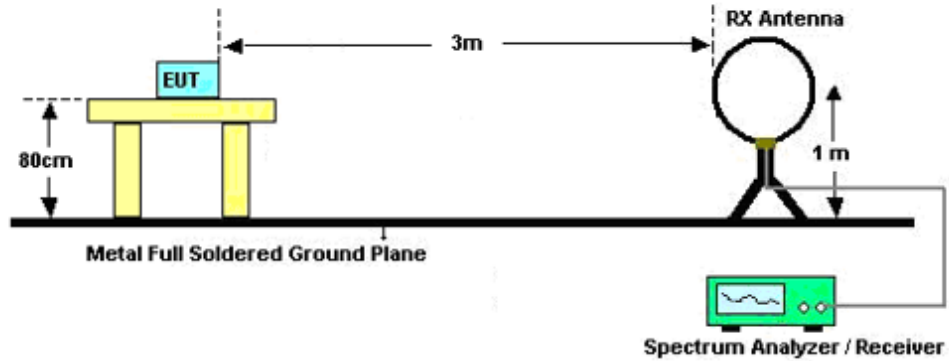
3.4.3 Test Procedures

1. The testing follows FCC KDB 789033 D02 General UNII Test Procedures New Rules v02r01. Section G) Unwanted emissions measurement.
 - (1) Procedure for Unwanted Emissions Measurements Below 1000MHz
 - RBW = 120 kHz
 - VBW = 300 kHz
 - Detector = Peak
 - Trace mode = max hold
 - (2) Procedure for Peak Unwanted Emissions Measurements Above 1000 MHz
 - RBW = 1 MHz
 - VBW \geq 3 MHz
 - Detector = Peak
 - Sweep time = auto
 - Trace mode = max hold
 - (3) Procedures for Average Unwanted Emissions Measurements Above 1000MHz
 - RBW = 1 MHz
 - VBW = 10 Hz, when duty cycle is no less than 98 percent.
 - VBW \geq 1/T, when duty cycle is less than 98 percent where T is the minimum transmission duration over which the transmitter is on and is transmitting at its maximum power control level for the tested mode of operation.
2. The EUT was placed on a turntable with 0.8 meter for frequency below 1GHz and 1.5 meter for frequency above 1GHz respectively above ground.
3. The EUT was set 3 meters from the interference receiving antenna which was mounted on the top of a variable height antenna tower.
4. The antenna is a broadband antenna and its height is adjusted between one meter and four meters above ground to find the maximum value of the field strength for both horizontal polarization and vertical polarization of the antenna.
5. For each suspected emission, the EUT was arranged to its worst case and then adjust the antenna tower (from 1 m to 4 m) and turntable (from 0 degree to 360 degrees) to find the maximum reading.
6. For testing below 1GHz, if the emission level of the EUT in peak mode was 3 dB lower than the limit specified, then peak values of EUT will be reported, otherwise, the emissions will be repeated one by one using the CISPR quasi-peak method and reported.
7. For testing above 1GHz, the emission level of the EUT in peak mode was 20dB lower than peak

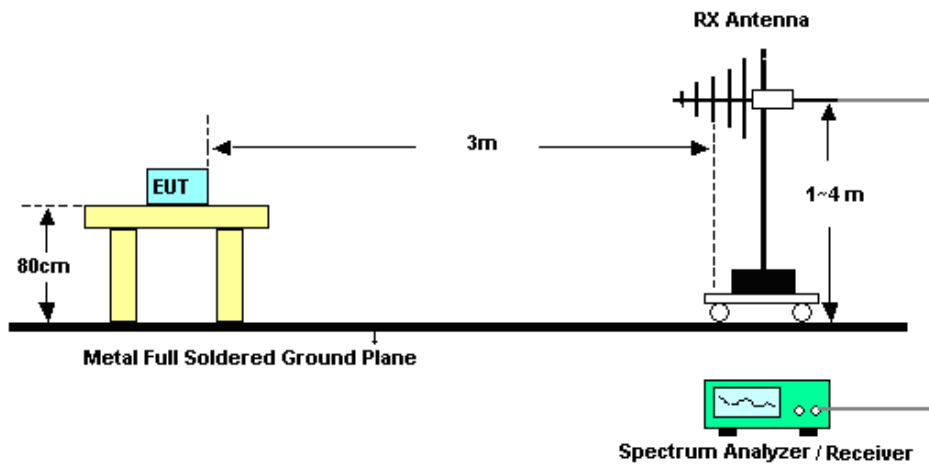
limit (that means the emission level in average mode also complies with the limit in average mode), then peak values of EUT will be reported, otherwise, the emissions will be measured in average mode again and reported.

3.4.4 Test Setup

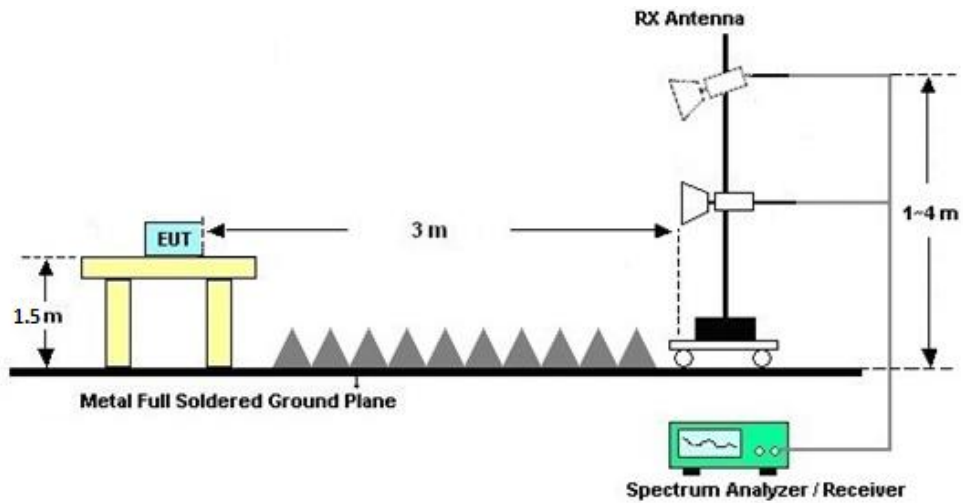
For radiated emissions below 30MHz



For radiated emissions from 30MHz to 1GHz



For radiated emissions above 1GHz



3.4.5 Test Results of Radiated Emissions (9 kHz ~ 30 MHz)

The low frequency, which started from 9 kHz to 30MHz, was pre-scanned and the result which was 20dB lower than the limit line was not reported.

There is a comparison data of both open-field test site and semi-Anechoic chamber, and the result came out very similar.

3.4.6 Test Result of Radiated Band Edges

Please refer to Appendix C&D.

3.4.7 Duty Cycle

Please refer to Appendix E.

3.4.8 Test Result of Unwanted Radiated Emission (30MHz ~ 10th Harmonic or 40GHz, whichever is lower)

Please refer to Appendix C&D.



3.5 AC Conducted Emission Measurement

3.5.1 Limit of AC Conducted Emission

For equipment that is designed to be connected to the public utility (AC) power line, the radio frequency voltage that is conducted back onto the AC power line on any frequency or frequencies within the band 150 kHz to 30 MHz shall not exceed the limits in the following table.

Frequency of emission (MHz)	Conducted limit (dBµV)	
	Quasi-peak	Average
0.15-0.5	66 to 56*	56 to 46*
0.5-5	56	46
5-30	60	50

*Decreases with the logarithm of the frequency.

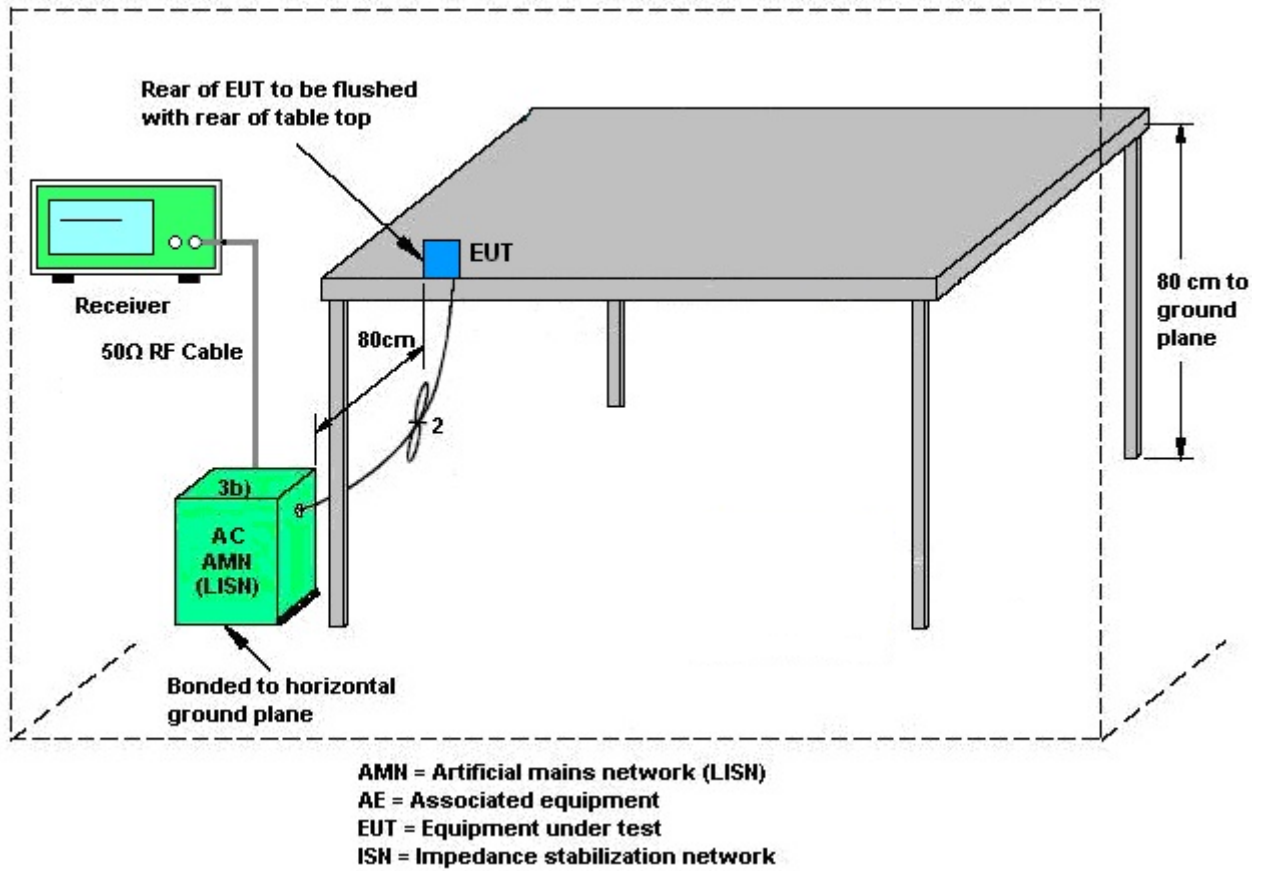
3.5.2 Measuring Instruments

The measuring equipment is listed in the section 4 of this test report.

3.5.3 Test Procedures

1. The EUT was placed 0.4 meter from the conducting wall of the shielding room was kept at least 80 centimeters from any other grounded conducting surface.
2. Connect EUT to the power mains through a line impedance stabilization network (LISN).
3. All the support units are connecting to the other LISN.
4. The LISN provides 50 ohm coupling impedance for the measuring instrument.
5. The FCC states that a 50 ohm, 50 microhenry LISN should be used.
6. Both sides of AC line were checked for maximum conducted interference.
7. The frequency range from 150 kHz to 30 MHz was searched.
8. Set the test-receiver system to Peak Detect Function and specified bandwidth with Maximum Hold Mode.

3.5.4 Test Setup



3.5.5 Test Result of AC Conducted Emission

Please refer to Appendix B.



3.7 Antenna Requirements

3.7.1 Standard Applicable

If transmitting antenna directional gain is greater than 6 dBi, both the peak transmit power and the peak power spectral density shall be reduced by the amount in dB that the directional gain of the antenna exceeds 6 dBi.

3.7.2 Antenna Anti-Replacement Construction

An embedded-in antenna design is used.

3.7.3 Antenna Gain

The antenna peak gain of EUT is less than 6 dBi. Therefore, it is not necessary to reduce maximum peak output power limit.



4 List of Measuring Equipment

Instrument	Manufacturer	Model No.	Serial No.	Characteristics	Calibration Date	Test Date	Due Date	Remark
Spectrum Analyzer	R&S	FSV40	101078	10Hz~40GHz	Apr. 07, 2022	May 28, 2022~ Aug. 04, 2022	Apr. 08, 2023	Conducted (TH01-SZ)
Pulse Power Sensor	Anritsu	MA2411B	1339473	30MHz~40GHz	Dec. 28, 2021	May 28, 2022~ Aug. 04, 2022	Dec. 27, 2022	Conducted (TH01-SZ)
Power Meter	Anritsu	ML2495A	1542004	50MHz Bandwidth	Dec. 28, 2021	May 28, 2022~ Aug. 04, 2022	Dec. 27, 2022	Conducted (TH01-SZ)
EMI Test Receiver	R&S	ESR7	101404	9kHz~7GHz	Oct. 22, 2021	May 27, 2022~ Jun. 08, 2022	Oct. 21, 2022	Radiation (03CH02-SZ)
EXA Spectrum Analyzer	KEYSIGHT	N9010A	MY551502 13	10Hz~44GHz	Jul. 13, 2021	May 27, 2022~ Jun. 08, 2022	Jul. 13, 2022	Radiation (03CH02-SZ)
Loop Antenna	R&S	HFH2-Z2	100354	9kHz~30MHz	Jun. 22, 2020	May 27, 2022~ Jun. 08, 2022	Jun. 21, 2022	Radiation (03CH02-SZ)
Bilog Antenna	TeseQ	CBL6112D	35407	30MHz~2GHz	Jul. 15, 2021	May 27, 2022~ Jun. 08, 2022	Jul. 14, 2022	Radiation (03CH02-SZ)
Double Ridge Horn Antenna	ETS-Lindgren	3117	00119436	1GHz~18GHz	Jul. 25, 2021	May 27, 2022~ Jun. 08, 2022	Jul. 24, 2022	Radiation (03CH02-SZ)
SHF-EHF Horn	com-power	AH-840	101071	18GHz~40GHz	Apr. 10, 2022	May 27, 2022~ Jun. 08, 2022	Apr. 09, 2023	Radiation (03CH02-SZ)
LF Amplifier	Burgeon	BPA-530	102211	0.01~3000Mhz	Oct. 22, 2021	May 27, 2022~ Jun. 08, 2022	Oct. 21, 2022	Radiation (03CH02-SZ)
HF Amplifier	MITEQ	AMF-7D-0010 1800-30-10P-R	1943528	1GHz~18GHz	Oct. 22, 2021	May 27, 2022~ Jun. 08, 2022	Oct. 21, 2022	Radiation (03CH02-SZ)
HF Amplifier	KEYSIGHT	83017A	MY532701 05	0.5GHz~26.5Ghz	Oct. 22, 2021	May 27, 2022~ Jun. 08, 2022	Oct. 21, 2022	Radiation (03CH02-SZ)
HF Amplifier	MITEQ	TTA1840-35-HG	1871923	18GHz~40GHz	Jul. 13, 2021	May 27, 2022~ Jun. 08, 2022	Jul. 13, 2022	Radiation (03CH02-SZ)
AC Power Source	Chroma	61601	616010002 470	N/A	NCR	May 27, 2022~ Jun. 08, 2022	NCR	Radiation (03CH02-SZ)
Turn Table	Chaintek	T-200	N/A	0~360 degree	NCR	May 27, 2022~ Jun. 08, 2022	NCR	Radiation (03CH02-SZ)
Antenna Mast	Chaintek	MBS-400	N/A	1 m~4 m	NCR	May 27, 2022~ Jun. 08, 2022	NCR	Radiation (03CH02-SZ)
EMI Receiver	R&S	ESR7	102297	9kHz~7GHz;	Jul 14, 2021	Jun. 03, 2022	Jul 13, 2022	Conduction (CO02-SZ)
AC LISN	R&S	ENV216	101499	9kHz~30MHz	Jul 14, 2021	Jun. 03, 2022	Jul 13, 2022	Conduction (CO02-SZ)
AC Power Source	CHROMA	61601	616010002 470	100Vac~250Vac	NCR	Jun. 03, 2022	NCR	Conduction (CO02-SZ))
Spectrum Analyzer	Rohde & Schwarz	FSV 7	101473	10Hz~7GHz	Dec. 28, 2021	Aug. 11, 2022	Dec. 27, 2022	Conducted (DFS01-SZ)

NCR: No Calibration Required



5 Uncertainty of Evaluation

The measurement uncertainties shown below were calculated in accordance with the requirements of ANSI 63.10-2013. All the measurement uncertainty value were shown with a coverage K=2 to indicate 95% level of confidence. The measurement data show herein meets or exceeds the CISPR measurement uncertainty values specified in CISPR 16-4-2 and can be compared directly to specified limit to determine compliance.

Uncertainty of Conducted Measurement

Test Item	Uncertainty
Conducted Power	±1.34 dB
Conducted Emissions	±1.34 dB
Occupied Channel Bandwidth	±0.13 %
Conducted Power Spectral Density	±1.32 dB

Uncertainty of Conducted Emission Measurement (150kHz ~ 30MHz)

Measuring Uncertainty for a Level of Confidence of 95% (U = 2Uc(y))	2.2dB
---------------------------------------------------------------------	-------

Uncertainty of Radiated Emission Measurement (30 MHz ~ 1000 MHz)

Measuring Uncertainty for a Level of Confidence of 95% (U = 2Uc(y))	5.0dB
---------------------------------------------------------------------	-------

Uncertainty of Radiated Emission Measurement (1000 MHz ~ 18000 MHz)

Measuring Uncertainty for a Level of Confidence of 95% (U = 2Uc(y))	5.1dB
---------------------------------------------------------------------	-------

Uncertainty of Radiated Emission Measurement (18000 MHz ~ 40000 MHz)

Measuring Uncertainty for a Level of Confidence of 95% (U = 2Uc(y))	5.1dB
---------------------------------------------------------------------	-------

----- THE END -----



Appendix A. Conducted Test Results

Test Engineer:	Tang ZhaoYang	Temperature:	21~25	°C
Test Date:	2022/5/28	Relative Humidity:	51~54	%

TEST RESULTS DATA
6dB and 26dB EBW and 99% OBW

Band IV													
Mod.	Data Rate	NTX	CH.	Freq. (MHz)	99% Bandwidth (MHz)		26dB Bandwidth (MHz)		6 dB Bandwidth (MHz)		6 dB Bandwidth Min. Limit (MHz)		Pass/Fail
					Ant 1	Ant 2	Ant 1	Ant 2	Ant 1	Ant 2	Ant 1	Ant 2	
11a	6Mbps	1	149	5745	16.68	16.68	20.20	20.20	15.09	15.09	0.5	0.5	Pass
11a	6Mbps	1	157	5785	16.73	16.73	20.20	20.05	15.14	15.14	0.5	0.5	Pass
11a	6Mbps	1	165	5825	16.68	16.68	20.05	20.10	15.14	15.09	0.5	0.5	Pass
HT20	MCS0	1	149	5745	17.68	17.78	20.55	20.50	15.14	15.14	0.5	0.5	Pass
HT20	MCS0	1	157	5785	17.73	17.83	20.50	20.35	15.14	15.14	0.5	0.5	Pass
HT20	MCS0	1	165	5825	17.78	17.78	20.50	20.40	15.09	15.14	0.5	0.5	Pass
HT40	MCS0	1	151	5755	36.46	36.56	40.95	41.22	35.08	35.08	0.5	0.5	Pass
HT40	MCS0	1	159	5795	36.36	36.36	40.95	41.13	34.99	34.99	0.5	0.5	Pass
VHT80	MCS0	1	155	5775	75.16	75.04	81.28	81.28	75.16	75.16	0.5	0.5	Pass

TEST RESULTS DATA
Average Power Table

Band IV														
Mod.	Data Rate	N _{TX}	CH.	Freq. (MHz)	Duty Factor (dB)		Average Conducted Power (dBm)			FCC Conducted Power Limit (dBm)		DG (dBi)		Pass/Fail
					Ant 1	Ant 2	Ant 1	Ant 2	SUM	Ant 1	Ant 2	Ant 1	Ant 2	
11a	6Mbps	1	149	5745	0.16	0.14	13.68	13.62		30.00	30.00	0.45	2.77	Pass
11a	6Mbps	1	157	5785	0.16	0.14	13.65	13.64		30.00	30.00	0.45	2.77	Pass
11a	6Mbps	1	165	5825	0.16	0.14	13.66	13.65		30.00	30.00	0.45	2.77	Pass
HT20	MCS0	1	149	5745	0.14	0.15	13.73	13.64		30.00	30.00	0.45	2.77	Pass
HT20	MCS0	1	157	5785	0.14	0.15	13.70	13.63		30.00	30.00	0.45	2.77	Pass
HT20	MCS0	1	165	5825	0.14	0.15	13.72	13.66		30.00	30.00	0.45	2.77	Pass
HT40	MCS0	1	151	5755	0.30	0.29	12.84	12.70		30.00	30.00	0.45	2.77	Pass
HT40	MCS0	1	159	5795	0.30	0.29	12.82	12.69		30.00	30.00	0.45	2.77	Pass
VHT20	MCS0	1	149	5745	0.14	0.15	13.65	13.57		30.00	30.00	0.45	2.77	Pass
VHT20	MCS0	1	157	5785	0.14	0.15	13.64	13.55		30.00	30.00	0.45	2.77	Pass
VHT20	MCS0	1	165	5825	0.14	0.15	13.63	13.58		30.00	30.00	0.45	2.77	Pass
VHT40	MCS0	1	151	5755	0.29	0.28	12.77	12.64		30.00	30.00	0.45	2.77	Pass
VHT40	MCS0	1	159	5795	0.29	0.28	12.74	12.62		30.00	30.00	0.45	2.77	Pass
VHT80	MCS0	1	155	5775	0.57	0.56	11.68	11.51		30.00	30.00	0.45	2.77	Pass

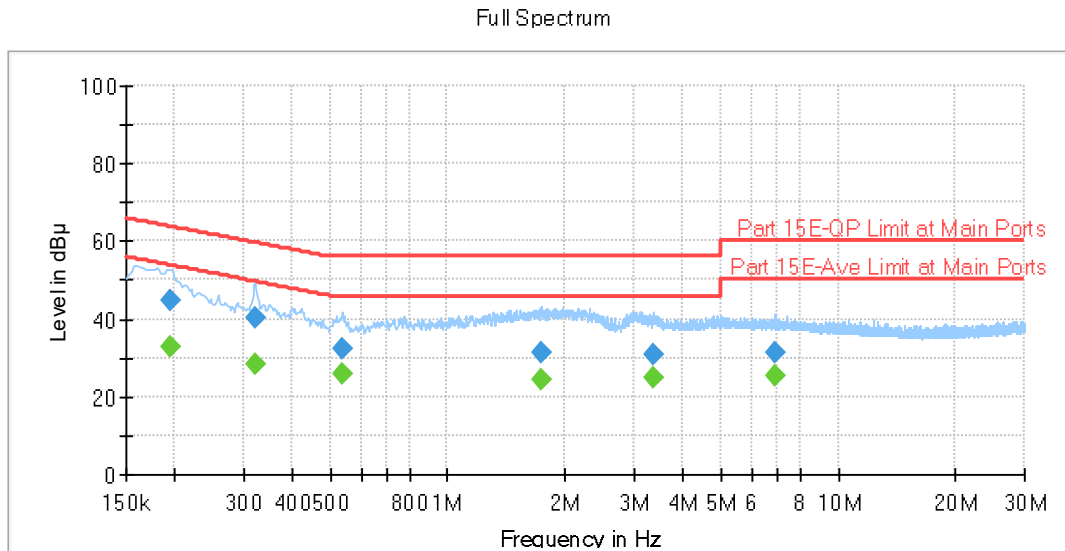
TEST RESULTS DATA
Power Spectral Density

Band IV																
Mod.	Data Rate	N _{TX}	CH.	Freq. (MHz)	Duty Factor (dB)		10log (500kHz /RBW) Factor (dB)		Average Power Density (dBm/500kHz)			Average PSD Limit (dBm/500kHz)		DG (dBi)		Pass /Fail
					Ant 1	Ant 2	Ant 1	Ant 2	Ant 1	Ant 2	SUM	Ant 1	Ant 2	Ant 1	Ant 2	
11a	6Mbps	1	149	5745	0.16	0.14	2.22	2.22	0.92	0.95		30.00	30.00	0.45	2.77	Pass
11a	6Mbps	1	157	5785	0.16	0.14	2.22	2.22	0.87	0.96		30.00	30.00	0.45	2.77	Pass
11a	6Mbps	1	165	5825	0.16	0.14	2.22	2.22	1.06	1.08		30.00	30.00	0.45	2.77	Pass
HT20	MCS0	1	149	5745	0.14	0.15	2.22	2.22	0.70	0.79		30.00	30.00	0.45	2.77	Pass
HT20	MCS0	1	157	5785	0.14	0.15	2.22	2.22	0.68	0.65		30.00	30.00	0.45	2.77	Pass
HT20	MCS0	1	165	5825	0.14	0.15	2.22	2.22	0.51	0.63		30.00	30.00	0.45	2.77	Pass
HT40	MCS0	1	151	5755	0.30	0.29	2.22	2.22	-3.32	-3.07		30.00	30.00	0.45	2.77	Pass
HT40	MCS0	1	159	5795	0.30	0.29	2.22	2.22	-3.21	-3.12		30.00	30.00	0.45	2.77	Pass
VHT80	MCS0	1	155	5775	0.57	0.56	2.22	2.22	-7.21	-7.12		30.00	30.00	0.45	2.77	Pass



Appendix B. AC Conducted Emission Test Results

Test Engineer :	ZhangTao	Temperature :	22~25°C
		Relative Humidity :	50~55%
Test Voltage :	120Vac / 60Hz	Phase :	Line
Remark :	All emissions not reported here are more than 10 dB below the prescribed limit.		

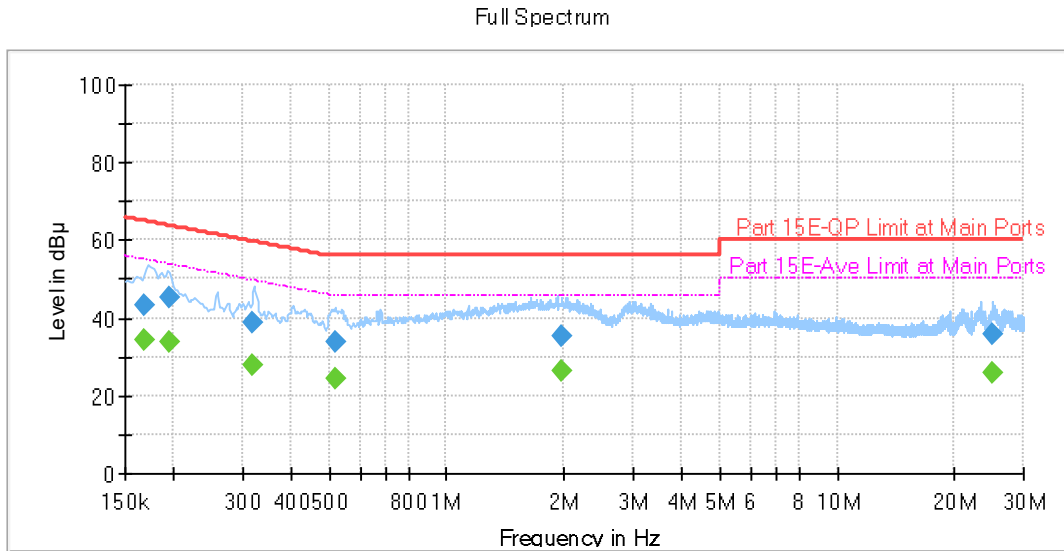


Final Result

Frequency (MHz)	QuasiPeak (dBµV)	Average (dBµV)	Limit (dBµV)	Margin (dB)	Line	Filter	Corr. (dB)
0.195630	44.82	---	63.79	18.98	L1	OFF	19.7
0.195630	---	32.81	53.79	20.99	L1	OFF	19.7
0.321630	40.26	---	59.67	19.40	L1	OFF	19.7
0.321630	---	28.51	49.67	21.15	L1	OFF	19.7
0.534570	32.22	---	56.00	23.78	L1	OFF	19.7
0.534570	---	25.88	46.00	20.12	L1	OFF	19.7
1.740750	31.45	---	56.00	24.55	L1	OFF	19.8
1.740750	---	24.30	46.00	21.70	L1	OFF	19.8
3.367500	31.06	---	56.00	24.94	L1	OFF	19.8
3.367500	---	25.03	46.00	20.97	L1	OFF	19.8
6.873000	31.53	---	60.00	28.47	L1	OFF	19.9
6.873000	---	25.44	50.00	24.56	L1	OFF	19.9



Test Engineer :	ZhangTao	Temperature :	22~25°C
		Relative Humidity :	50~55%
Test Voltage :	120Vac / 60Hz	Phase :	Neutral
Remark :	All emissions not reported here are more than 10 dB below the prescribed limit.		



Final_Result

Frequency (MHz)	QuasiPeak (dBµV)	Average (dBµV)	Limit (dBµV)	Margin (dB)	Line	Filter	Corr. (dB)
0.168000	43.52	---	65.06	21.54	N	OFF	19.7
0.168000	---	34.33	55.06	20.73	N	OFF	19.7
0.195720	45.08	---	63.79	18.71	N	OFF	19.7
0.195720	---	33.86	53.79	19.93	N	OFF	19.7
0.318750	38.88	---	59.74	20.86	N	OFF	19.7
0.318750	---	27.64	49.74	22.10	N	OFF	19.7
0.516750	33.91	---	56.00	22.09	N	OFF	19.7
0.516750	---	24.21	46.00	21.79	N	OFF	19.7
1.969980	35.09	---	56.00	20.91	N	OFF	19.8
1.969980	---	26.28	46.00	19.72	N	OFF	19.8
24.893250	35.89	---	60.00	24.11	N	OFF	20.4
24.893250	---	26.01	50.00	23.99	N	OFF	20.4



Appendix C. Radiated Spurious Emission

<Ant 1>

UNII-3 - 5725~5850MHz

WIFI 802.11a (Band Edge @ 3m)

WIFI	Note	Frequency	Level	Margin	Limit	Read	Antenna	Path	Preamp	Ant	Table	Peak	Pol.
Ant.					Line	Level	Factor	Loss	Factor	Pos	Pos	Avg.	
1		(MHz)	(dBμV/m)	(dB)	(dBμV/m)	(dBμV)	(dB/m)	(dB)	(dB)	(cm)	(deg)	(P/A)	(H/V)
802.11a CH 149 5745MHz		5641	52.16	-16.14	68.3	37.72	34.3	10.58	30.44	107	179	P	H
		5699.8	53.59	-51.46	105.05	39.01	34.5	10.61	30.53	107	179	P	H
		5718	53.67	-56.57	110.24	38.98	34.57	10.61	30.49	107	179	P	H
		5720.4	52.28	-59.43	111.71	37.59	34.57	10.61	30.49	107	179	P	H
	*	5745	100.83	-	-	86.05	34.6	10.62	30.44	107	179	P	H
		5745	93.41	-	-	78.63	34.6	10.62	30.44	107	179	A	H
		5624.6	51.92	-16.38	68.3	37.44	34.3	10.58	30.4	193	156	P	V
		5695.4	53.46	-48.36	101.82	38.9	34.5	10.59	30.53	193	156	P	V
		5714	53.25	-55.87	109.12	38.6	34.53	10.61	30.49	193	156	P	V
		5721	55.03	-58.05	113.08	40.34	34.57	10.61	30.49	193	156	P	V
	*	5745	103.16	-	-	88.38	34.6	10.62	30.44	193	156	P	V
		5745	95.38	-	-	80.6	34.6	10.62	30.44	193	156	A	V



WIFI Ant. 1	Note	Frequency (MHz)	Level (dBμV/m)	Margin (dB)	Limit Line (dBμV/m)	Read Level (dBμV)	Antenna Factor (dB/m)	Path Loss (dB)	Preamp Factor (dB)	Ant Pos (cm)	Table Pos (deg)	Peak Avg. (P/A)	Pol. (H/V)
		5605.8	52.91	-15.39	68.3	38.45	34.3	10.56	30.4	125	165	P	H
		5693.2	53.69	-46.51	100.2	39.13	34.5	10.59	30.53	125	165	P	H
		5707.2	53.26	-53.96	107.22	38.61	34.53	10.61	30.49	125	165	P	H
		5722.2	53.3	-62.52	115.82	38.61	34.57	10.61	30.49	125	165	P	H
	*	5785	99.94	-	-	84.99	34.67	10.64	30.36	125	165	P	H
		5785	91.84	-	-	76.89	34.67	10.64	30.36	125	165	A	H
		5851.8	51.66	-66.44	118.1	36.56	34.9	10.68	30.48	125	165	P	H
		5874	52.62	-52.86	105.48	37.47	34.97	10.71	30.53	125	165	P	H
		5887.2	52.72	-43.42	96.14	37.63	34.97	10.71	30.59	125	165	P	H
		5933.2	52.66	-15.64	68.3	37.38	35.07	10.75	30.54	125	165	P	H
		5644.2	53.73	-14.57	68.3	39.29	34.3	10.58	30.44	196	158	P	V
		5689.6	53.32	-44.23	97.55	38.76	34.5	10.59	30.53	196	158	P	V
		5714.2	53.74	-55.44	109.18	39.09	34.53	10.61	30.49	196	158	P	V
		5723.8	53.67	-65.79	119.46	38.98	34.57	10.61	30.49	196	158	P	V
	*	5785	103.76	-	-	88.81	34.67	10.64	30.36	196	158	P	V
		5785	95.98	-	-	81.03	34.67	10.64	30.36	196	158	A	V
		5851	53.43	-66.49	119.92	38.33	34.9	10.68	30.48	196	158	P	V
		5868.6	54.15	-52.84	106.99	39.04	34.93	10.71	30.53	196	158	P	V
		5881.2	53.65	-46.94	100.59	38.5	34.97	10.71	30.53	196	158	P	V
		5933	53.09	-15.21	68.3	37.81	35.07	10.75	30.54	196	158	P	V



WIFI Ant. 1	Note	Frequency (MHz)	Level (dBμV/m)	Margin (dB)	Limit Line (dBμV/m)	Read Level (dBμV)	Antenna Factor (dB/m)	Path Loss (dB)	Preamp Factor (dB)	Ant Pos (cm)	Table Pos (deg)	Peak Avg. (P/A)	Pol. (H/V)
802.11a CH 165 5825MHz	*	5825	100.79	-	-	85.7	34.83	10.68	30.42	144	183	P	H
		5825	93.21	-	-	78.12	34.83	10.68	30.42	144	183	A	H
		5854.8	51.95	-59.31	111.26	36.82	34.93	10.68	30.48	144	183	P	H
		5867.4	52.98	-54.35	107.33	37.87	34.93	10.71	30.53	144	183	P	H
		5916.2	52.92	-21.77	74.69	37.68	35.03	10.75	30.54	144	183	P	H
		5950	52.03	-16.27	68.3	36.64	35.1	10.78	30.49	144	183	P	H
	*	5825	103.22	-	-	88.13	34.83	10.68	30.42	144	172	P	V
		5825	96.88	-	-	81.79	34.83	10.68	30.42	144	172	A	V
		5851.6	52.34	-66.21	118.55	37.24	34.9	10.68	30.48	144	172	P	V
		5860.4	51.66	-57.63	109.29	36.55	34.93	10.71	30.53	144	172	P	V
		5906.4	52.21	-29.72	81.93	37.02	35.03	10.75	30.59	144	172	P	V
		5932.8	52.2	-16.1	68.3	36.92	35.07	10.75	30.54	144	172	P	V
	Remark	<ol style="list-style-type: none"> No other spurious found. All results are PASS against Peak and Average limit line. 											



UNII-3 5725~5850MHz
WIFI 802.11a (Harmonic @ 3m)

Table with 14 columns: WIFI Ant. 1, Note, Frequency (MHz), Level (dBµV/m), Margin (dB), Limit Line (dBµV/m), Read Level (dBµV), Antenna Factor (dB/m), Path Loss (dB), Preamp Factor (dB), Ant Pos (cm), Table Pos (deg), Peak Avg. (P/A), Pol. (H/V). Rows include data for channels 149, 157, and 165.



UNII-3 5725~5850MHz
WIFI 802.11n HT20 (Band Edge @ 3m)

Table with 14 columns: WIFI Ant. 1, Note, Frequency (MHz), Level (dBµV/m), Margin (dB), Limit Line (dBµV/m), Read Level (dBµV), Antenna Factor (dB/m), Path Loss (dB), Preamp Factor (dB), Ant Pos (cm), Table Pos (deg), Peak Avg. (P/A), Pol. (H/V). Rows include frequencies from 5631.4 to 5745 MHz with various level and margin values.



WIFI Ant. 1	Note	Frequency (MHz)	Level (dBμV/m)	Margin (dB)	Limit Line (dBμV/m)	Read Level (dBμV)	Antenna Factor (dB/m)	Path Loss (dB)	Preamp Factor (dB)	Ant Pos (cm)	Table Pos (deg)	Peak Avg. (P/A)	Pol. (H/V)
802.11n HT20 CH 157 5785MHz		5641.4	52.58	-15.72	68.3	38.14	34.3	10.58	30.44	202	174	P	H
		5687	53.23	-42.41	95.64	38.67	34.5	10.59	30.53	202	174	P	H
		5708.6	52.68	-54.93	107.61	38.03	34.53	10.61	30.49	202	174	P	H
		5724.2	52.55	-67.83	120.38	37.86	34.57	10.61	30.49	202	174	P	H
	*	5785	102.28	-	-	87.33	34.67	10.64	30.36	202	174	P	H
		5785	95.43	-	-	80.48	34.67	10.64	30.36	202	174	A	H
		5852.2	52.66	-64.52	117.18	37.56	34.9	10.68	30.48	202	174	P	H
		5856.8	52.41	-57.89	110.3	37.25	34.93	10.71	30.48	202	174	P	H
		5883.8	54.15	-44.52	98.67	39.06	34.97	10.71	30.59	202	174	P	H
		5934.6	52.77	-15.53	68.3	37.41	35.07	10.78	30.49	202	174	P	H
		5620.6	52.41	-15.89	68.3	37.95	34.3	10.56	30.4	176	168	P	V
		5696.4	52.88	-49.67	102.55	38.32	34.5	10.59	30.53	176	168	P	V
		5711.8	54.37	-54.14	108.51	39.72	34.53	10.61	30.49	176	168	P	V
		5721.6	52.53	-61.92	114.45	37.84	34.57	10.61	30.49	176	168	P	V
	*	5785	103.99	-	-	89.04	34.67	10.64	30.36	176	168	P	V
		5785	97.69	-	-	82.74	34.67	10.64	30.36	176	168	A	V
		5854.8	52.37	-58.89	111.26	37.24	34.93	10.68	30.48	176	168	P	V
		5858.2	52.47	-57.43	109.9	37.36	34.93	10.71	30.53	176	168	P	V
	5924	53.25	-15.69	68.94	37.97	35.07	10.75	30.54	176	168	P	V	
	5939.8	52.92	-15.38	68.3	37.53	35.1	10.78	30.49	176	168	P	V	



WIFI Ant. 1	Note	Frequency (MHz)	Level (dBμV/m)	Margin (dB)	Limit Line (dBμV/m)	Read Level (dBμV)	Antenna Factor (dB/m)	Path Loss (dB)	Preamp Factor (dB)	Ant Pos (cm)	Table Pos (deg)	Peak Avg. (P/A)	Pol. (H/V)
802.11n HT20 CH 165 5825MHz	*	5825	97.84	-	-	82.75	34.83	10.68	30.42	100	204	P	H
		5825	90.6	-	-	75.51	34.83	10.68	30.42	100	204	A	H
		5854.2	51.65	-60.97	112.62	36.52	34.93	10.68	30.48	100	204	P	H
		5862.8	51.62	-56.99	108.61	36.51	34.93	10.71	30.53	100	204	P	H
		5884.8	51.17	-46.75	97.92	36.08	34.97	10.71	30.59	100	204	P	H
		5940.6	52.67	-15.63	68.3	37.28	35.1	10.78	30.49	100	204	P	H
	*	5825	103.38	-	-	88.29	34.83	10.68	30.42	167	167	P	V
		5825	96.57	-	-	81.48	34.83	10.68	30.42	167	167	A	V
		5850.8	54.56	-65.82	120.38	39.46	34.9	10.68	30.48	167	167	P	V
		5859.2	51.16	-58.46	109.62	36.05	34.93	10.71	30.53	167	167	P	V
		5906	53.09	-29.13	82.22	37.9	35.03	10.75	30.59	167	167	P	V
		5930.8	52.43	-15.87	68.3	37.15	35.07	10.75	30.54	167	167	P	V
Remark	1. No other spurious found. 2. All results are PASS against Peak and Average limit line.												



UNII-3 5725~5850MHz
WIFI 802.11n HT20 (Harmonic @ 3m)

WIFI Ant. 1	Note	Frequency (MHz)	Level (dBμV/m)	Margin (dB)	Limit Line (dBμV/m)	Read Level (dBμV)	Antenna Factor (dB/m)	Path Loss (dB)	Preamp Factor (dB)	Ant Pos (cm)	Table Pos (deg)	Peak Avg. (P/A)	Pol. (H/V)
802.11n HT20 CH 149 5745MHz		11490	51.85	-22.15	74	59.1	38.34	12.32	57.91	100	163	P	H
		11490	45.15	-8.85	54	52.4	38.34	12.32	57.91	100	163	A	H
		17235	52.27	-16.03	68.3	51.25	42.27	15.58	56.83	-	-	P	H
		11490	52.1	-21.9	74	59.35	38.34	12.32	57.91	100	210	P	V
		11490	44.85	-9.15	54	52.1	38.34	12.32	57.91	100	210	A	V
		17235	52.68	-15.62	68.3	51.66	42.27	15.58	56.83	-	-	P	V
802.11n HT20 CH 157 5785MHz		11570	54.06	-19.94	74	61.24	38.42	12.31	57.91	100	162	P	H
		11570	47.52	-6.48	54	54.7	38.42	12.31	57.91	100	162	A	H
		17355	52.32	-15.98	68.3	51.52	42.1	15.65	56.95	-	-	P	H
		11570	54.86	-19.14	74	62.04	38.42	12.31	57.91	100	255	P	V
		11570	47.96	-6.04	54	55.14	38.42	12.31	57.91	100	255	A	V
		17355	51.82	-16.48	68.3	51.02	42.1	15.65	56.95	-	-	P	V
802.11n HT20 CH 165 5825MHz		11650	53.11	-20.89	74	60.2	38.48	12.36	57.93	100	155	P	H
		11650	46.81	-7.19	54	53.9	38.48	12.36	57.93	100	155	A	H
		17475	50.66	-17.64	68.3	50	41.94	15.79	57.07	-	-	P	H
		11650	54.16	-19.84	74	61.25	38.48	12.36	57.93	100	251	P	V
		11650	47.19	-6.81	54	54.28	38.48	12.36	57.93	100	251	A	V
		17475	50.41	-17.89	68.3	49.75	41.94	15.79	57.07	-	-	P	V
Remark	1. No other spurious found. 2. All results are PASS against Peak and Average limit line.												



UNII-3 5725~5850MHz
WIFI 802.11n HT40 (Band Edge @ 3m)

Table with 14 columns: WIFI Ant. 1, Note, Frequency (MHz), Level (dBµV/m), Margin (dB), Limit Line (dBµV/m), Read Level (dBµV), Antenna Factor (dB/m), Path Loss (dB), Preamp Factor (dB), Ant Pos (cm), Table Pos (deg), Peak Avg. (P/A), Pol. (H/V). Rows include frequency measurements from 5625.6 to 5934.4 MHz.



WIFI Ant. 1	Note	Frequency (MHz)	Level (dBμV/m)	Margin (dB)	Limit Line (dBμV/m)	Read Level (dBμV)	Antenna Factor (dB/m)	Path Loss (dB)	Preamp Factor (dB)	Ant Pos (cm)	Table Pos (deg)	Peak Avg. (P/A)	Pol. (H/V)
802.11n HT40 CH 159 5795MHz		5621.4	52.87	-15.43	68.3	38.41	34.3	10.56	30.4	100	190	P	H
		5689.4	52.96	-44.44	97.4	38.4	34.5	10.59	30.53	100	190	P	H
		5706.8	52.81	-54.3	107.11	38.16	34.53	10.61	30.49	100	190	P	H
		5724	51.87	-68.05	119.92	37.18	34.57	10.61	30.49	100	190	P	H
	*	5795	95.3	-	-	80.32	34.7	10.64	30.36	100	190	P	H
		5795	95.3	-	-	80.32	34.7	10.64	30.36	100	190	A	H
		5851.6	51.86	-66.69	118.55	36.76	34.9	10.68	30.48	100	190	P	H
		5870.8	52.42	-53.95	106.37	37.27	34.97	10.71	30.53	100	190	P	H
		5902.6	53.29	-31.45	84.74	38.13	35	10.75	30.59	100	190	P	H
		5948.4	53.14	-15.16	68.3	37.75	35.1	10.78	30.49	100	190	P	H
		5630	52.59	-15.71	68.3	38.15	34.3	10.58	30.44	174	170	P	V
		5691.6	52.76	-46.26	99.02	38.2	34.5	10.59	30.53	174	170	P	V
		5703.4	52.47	-53.68	106.15	37.86	34.53	10.61	30.53	174	170	P	V
		5722	53.65	-61.71	115.36	38.96	34.57	10.61	30.49	174	170	P	V
	*	5795	98.9	-	-	83.92	34.7	10.64	30.36	174	170	P	V
		5795	91.52	-	-	76.54	34.7	10.64	30.36	174	170	A	V
		5854.2	53.01	-59.61	112.62	37.88	34.93	10.68	30.48	174	170	P	V
		5858.4	53.79	-56.06	109.85	38.68	34.93	10.71	30.53	174	170	P	V
	5877.2	53.21	-50.36	103.57	38.06	34.97	10.71	30.53	174	170	P	V	
	5937.4	53	-15.3	68.3	37.64	35.07	10.78	30.49	174	170	P	V	
Remark	1. No other spurious found. 2. All results are PASS against Peak and Average limit line.												



UNII-3 5725~5850MHz
WIFI 802.11n HT40 (Harmonic @ 3m)

WIFI Ant. 1	Note	Frequency (MHz)	Level (dBμV/m)	Margin (dB)	Limit Line (dBμV/m)	Read Level (dBμV)	Antenna Factor (dB/m)	Path Loss (dB)	Preamp Factor (dB)	Ant Pos (cm)	Table Pos (deg)	Peak Avg. (P/A)	Pol. (H/V)
802.11n HT40		11510	50.16	-23.84	74	57.36	38.36	12.34	57.9	100	172	P	H
		17265	51.31	-16.99	68.3	50.45	42.22	15.51	56.87	-	-	P	H
CH 151 5755MHz		11510	50.4	-23.6	74	57.6	38.36	12.34	57.9	100	211	P	V
		17265	52.22	-16.08	68.3	51.36	42.22	15.51	56.87	-	-	P	V
802.11n HT40 CH 159 5795MHz		11590	51.61	-22.39	74	58.79	38.43	12.31	57.92	100	178	P	H
		11590	44.6	-9.4	54	51.78	38.43	12.31	57.92	100	178	A	H
		17385	51.18	-17.12	68.3	50.32	42.05	15.79	56.98	-	-	P	H
		11590	52.3	-21.7	74	59.48	38.43	12.31	57.92	100	194	P	V
		11590	45	-9	54	52.18	38.43	12.31	57.92	100	194	A	V
		17385	52.18	-16.12	68.3	51.32	42.05	15.79	56.98	-	-	P	V
Remark	1. No other spurious found. 2. All results are PASS against Peak and Average limit line.												



UNII-3 5725~5850MHz
WIFI 802.11ac VHT80 (Band Edge @ 3m)

Table with 14 columns: WIFI Ant. 1, Note, Frequency (MHz), Level (dBµV/m), Margin (dB), Limit Line (dBµV/m), Read Level (dBµV), Antenna Factor (dB/m), Path Loss (dB), Preamp Factor (dB), Ant Pos (cm), Table Pos (deg), Peak Avg. (P/A), Pol. (H/V). Rows include test data for 802.11ac VHT80 CH 155 5775MHz and a Remark section.



UNII-3 5725~5850MHz
WIFI 802.11ac VHT80 (Harmonic @ 3m)

Table with 14 columns: WIFI Ant. 1, Note, Frequency (MHz), Level (dBµV/m), Margin (dB), Limit Line (dBµV/m), Read Level (dBµV), Antenna Factor (dB/m), Path Loss (dB), Preamp Factor (dB), Ant Pos (cm), Table Pos (deg), Peak Avg. (P/A), Pol. (H/V). Rows include test results for 802.11ac VHT80 CH 155 5775MHz at various frequencies (11550, 17325) and a Remark section.



UNII-3 5725~5850MHz

Emission below 1GHz

WIFI 802.11n HT20 (LF @ 3m)

WIFI Ant.	Note	Frequency	Level	Margin	Limit Line	Read Level	Antenna Factor	Path Loss	Preamp Factor	Ant Pos	Table Pos	Peak Avg.	Pol.
1		(MHz)	(dBμV/m)	(dB)	(dBμV/m)	(dBμV)	(dB/m)	(dB)	(dB)	(cm)	(deg)	(P/A)	(H/V)
802.11n HT20 LF		47.46	19.75	-20.25	40	32.38	20.27	2.17	35.07	-	-	P	H
		196.84	25.73	-17.77	43.5	41.58	16.51	2.74	35.1	-	-	P	H
		332.64	25.28	-20.72	46	36.33	20.63	3.22	34.9	-	-	P	H
		453.89	22.34	-23.66	46	30.51	23.22	3.31	34.7	-	-	P	H
		581.93	24.56	-21.44	46	29.87	25.43	3.8	34.54	-	-	P	H
		822.49	26.51	-19.49	46	28.42	28.39	4	34.3	-	-	P	H
		36.79	30.86	-9.14	40	44.52	19.36	1.98	35	-	-	P	V
		90.14	21.95	-21.55	43.5	40.86	13.92	2.35	35.18	-	-	P	V
		196.84	33.01	-10.49	43.5	48.86	16.51	2.74	35.1	-	-	P	V
		332.64	23.29	-22.71	46	34.34	20.63	3.22	34.9	-	-	P	V
		497.54	23.66	-22.34	46	31.11	23.79	3.46	34.7	-	-	P	V
		868.08	28.65	-17.35	46	30.12	28.7	4.13	34.3	-	-	P	V
Remark	1. No other spurious found. 2. All results are PASS against limit line.												



<Ant 2>

UNII-3 - 5725~5850MHz

WIFI 802.11a (Band Edge @ 3m)

WIFI	Note	Frequency	Level	Margin	Limit	Read	Antenna	Path	Preamp	Ant	Table	Peak	Pol.
Ant.					Line	Level	Factor	Loss	Factor	Pos	Pos	Avg.	
2		(MHz)	(dBμV/m)	(dB)	(dBμV/m)	(dBμV)	(dB/m)	(dB)	(dB)	(cm)	(deg)	(P/A)	(H/V)
802.11a CH 149 5745MHz		5646.8	50.69	-17.61	68.3	36.25	34.3	10.58	30.44	100	169	P	H
		5672.6	52.26	-32.76	85.02	37.76	34.4	10.59	30.49	100	169	P	H
		5718.6	54.97	-55.44	110.41	40.28	34.57	10.61	30.49	100	169	P	H
		5721.4	52.29	-61.7	113.99	37.6	34.57	10.61	30.49	100	169	P	H
	*	5745	99.78	-	-	85	34.6	10.62	30.44	100	169	P	H
		5745	92.24	-	-	77.46	34.6	10.62	30.44	100	169	A	H
		5645.4	52.71	-15.59	68.3	38.27	34.3	10.58	30.44	122	199	P	V
		5677.2	53.05	-35.36	88.41	38.55	34.4	10.59	30.49	122	199	P	V
		5713.8	55.97	-53.1	109.07	41.32	34.53	10.61	30.49	122	199	P	V
		5723	54.52	-63.12	117.64	39.83	34.57	10.61	30.49	122	199	P	V
	*	5745	104.3	-	-	89.52	34.6	10.62	30.44	122	199	P	V
		5745	96.88	-	-	82.1	34.6	10.62	30.44	122	199	A	V



WIFI Ant. 2	Note	Frequency (MHz)	Level (dBμV/m)	Margin (dB)	Limit Line (dBμV/m)	Read Level (dBμV)	Antenna Factor (dB/m)	Path Loss (dB)	Preamp Factor (dB)	Ant Pos (cm)	Table Pos (deg)	Peak Avg. (P/A)	Pol. (H/V)
		5607.2	52.21	-16.09	68.3	37.75	34.3	10.56	30.4	130	170	P	H
		5695	53.49	-48.03	101.52	38.93	34.5	10.59	30.53	130	170	P	H
		5700	53.23	-51.97	105.2	38.65	34.5	10.61	30.53	130	170	P	H
		5720.4	52.09	-59.62	111.71	37.4	34.57	10.61	30.49	130	170	P	H
	*	5785	101.12	-	-	86.17	34.67	10.64	30.36	130	170	P	H
		5785	93.84	-	-	78.89	34.67	10.64	30.36	130	170	A	H
		5854	51.79	-61.29	113.08	36.66	34.93	10.68	30.48	130	170	P	H
		5863.8	52.83	-55.5	108.33	37.72	34.93	10.71	30.53	130	170	P	H
		5882	53.03	-46.97	100	37.88	34.97	10.71	30.53	130	170	P	H
		5936.8	53.42	-14.88	68.3	38.06	35.07	10.78	30.49	130	170	P	H
		5604	52.38	-15.92	68.3	37.92	34.3	10.56	30.4	135	206	P	V
		5695	52.55	-48.97	101.52	37.99	34.5	10.59	30.53	135	206	P	V
		5717	52.8	-57.16	109.96	38.15	34.53	10.61	30.49	135	206	P	V
		5720.6	52.02	-60.15	112.17	37.33	34.57	10.61	30.49	135	206	P	V
	*	5785	105.11	-	-	90.16	34.67	10.64	30.36	135	206	P	V
		5785	97.55	-	-	82.6	34.67	10.64	30.36	135	206	A	V
		5850	53.03	-69.17	122.2	37.93	34.9	10.68	30.48	135	206	P	V
		5867.6	54.03	-53.24	107.27	38.92	34.93	10.71	30.53	135	206	P	V
		5902.4	53.48	-31.41	84.89	38.32	35	10.75	30.59	135	206	P	V
		5941.2	52.93	-15.37	68.3	37.54	35.1	10.78	30.49	135	206	P	V



WIFI Ant. 2	Note	Frequency (MHz)	Level (dBμV/m)	Margin (dB)	Limit Line (dBμV/m)	Read Level (dBμV)	Antenna Factor (dB/m)	Path Loss (dB)	Preamp Factor (dB)	Ant Pos (cm)	Table Pos (deg)	Peak Avg. (P/A)	Pol. (H/V)
802.11a CH 165 5825MHz	*	5825	100.62	-	-	85.53	34.83	10.68	30.42	132	172	P	H
		5825	92.98	-	-	77.89	34.83	10.68	30.42	132	172	A	H
		5850.6	58.51	-62.32	120.83	43.41	34.9	10.68	30.48	132	172	P	H
		5864.4	53.01	-55.16	108.17	37.9	34.93	10.71	30.53	132	172	P	H
		5878.6	52.88	-49.65	102.53	37.73	34.97	10.71	30.53	132	172	P	H
		5927.2	51.7	-16.6	68.3	36.42	35.07	10.75	30.54	132	172	P	H
	*	5825	104.82	-	-	89.73	34.83	10.68	30.42	126	203	P	V
		5825	96.51	-	-	81.42	34.83	10.68	30.42	126	203	A	V
		5851.8	54.85	-63.25	118.1	39.75	34.9	10.68	30.48	126	203	P	V
		5857.6	54.86	-55.21	110.07	39.7	34.93	10.71	30.48	126	203	P	V
		5891.2	54.24	-38.94	93.18	39.12	35	10.71	30.59	126	203	P	V
		5935.6	52.74	-15.56	68.3	37.38	35.07	10.78	30.49	126	203	P	V
	Remark	1. No other spurious found. 2. All results are PASS against Peak and Average limit line.											



UNII-3 5725~5850MHz
WIFI 802.11a (Harmonic @ 3m)

WIFI Ant. 2	Note	Frequency (MHz)	Level (dBμV/m)	Margin (dB)	Limit Line (dBμV/m)	Read Level (dBμV)	Antenna Factor (dB/m)	Path Loss (dB)	Preamp Factor (dB)	Ant Pos (cm)	Table Pos (deg)	Peak Avg. (P/A)	Pol. (H/V)
802.11a CH 149 5745MHz		11490	60.12	-13.88	74	67.37	38.34	12.32	57.91	170	177	P	H
		11490	49.07	-4.93	54	56.32	38.34	12.32	57.91	170	177	A	H
		17235	50.08	-18.22	68.3	49.06	42.27	15.58	56.83	-	-	P	H
		11490	60.12	-13.88	74	67.37	38.34	12.32	57.91	170	177	P	V
		11490	49.07	-4.93	54	56.32	38.34	12.32	57.91	170	177	A	V
		17235	50.08	-18.22	68.3	49.06	42.27	15.58	56.83	-	-	P	V
802.11a CH 157 5785MHz		11570	59.78	-14.22	74	66.96	38.42	12.31	57.91	100	151	P	H
		11570	48.71	-5.29	54	55.89	38.42	12.31	57.91	100	151	A	H
		17355	50.43	-17.87	68.3	49.63	42.1	15.65	56.95	-	-	P	H
		11570	58.85	-15.15	74	66.03	38.42	12.31	57.91	100	170	P	V
		11570	47.48	-6.52	54	54.66	38.42	12.31	57.91	100	170	A	V
		17355	50.67	-17.63	68.3	49.87	42.1	15.65	56.95	-	-	P	V
802.11a CH 165 5825MHz		11650	57.41	-16.59	74	64.5	38.48	12.36	57.93	100	141	P	H
		11650	47.07	-6.93	54	54.16	38.48	12.36	57.93	100	141	A	H
		17475	50.53	-17.77	68.3	49.87	41.94	15.79	57.07	-	-	P	H
		11650	58.02	-15.98	74	65.11	38.48	12.36	57.93	100	177	P	V
		11650	47.79	-6.21	54	54.88	38.48	12.36	57.93	100	177	A	V
		17475	50.78	-17.52	68.3	50.12	41.94	15.79	57.07	-	-	P	V
Remark	1. No other spurious found. 2. All results are PASS against Peak and Average limit line.												



UNII-3 5725~5850MHz
WIFI 802.11n HT20 (Band Edge @ 3m)

Table with 14 columns: WIFI Ant. 2, Note, Frequency (MHz), Level (dBµV/m), Margin (dB), Limit Line (dBµV/m), Read Level (dBµV), Antenna Factor (dB/m), Path Loss (dB), Preamp Factor (dB), Ant Pos (cm), Table Pos (deg), Peak Avg. (P/A), Pol. (H/V). Rows include test data for frequencies 5629, 5672.8, 5712.8, 5721.2, 5745, 5745, 5604.6, 5681.6, 5712.8, 5721.8, 5745, 5745.



WIFI Ant. 2	Note	Frequency (MHz)	Level (dBμV/m)	Margin (dB)	Limit Line (dBμV/m)	Read Level (dBμV)	Antenna Factor (dB/m)	Path Loss (dB)	Preamp Factor (dB)	Ant Pos (cm)	Table Pos (deg)	Peak Avg. (P/A)	Pol. (H/V)
		5639	52.33	-15.97	68.3	37.89	34.3	10.58	30.44	140	171	P	H
		5696.8	52.56	-50.29	102.85	38	34.5	10.59	30.53	140	171	P	H
		5703.4	52.83	-53.32	106.15	38.22	34.53	10.61	30.53	140	171	P	H
		5723.6	51.43	-67.58	119.01	36.74	34.57	10.61	30.49	140	171	P	H
	*	5785	100.02	-	-	85.07	34.67	10.64	30.36	140	171	P	H
		5785	92.07	-	-	77.12	34.67	10.64	30.36	140	171	A	H
		5850	51.46	-70.74	122.2	36.36	34.9	10.68	30.48	140	171	P	H
		5859.4	53.32	-56.25	109.57	38.21	34.93	10.71	30.53	140	171	P	H
		5924.6	53.31	-15.18	68.49	38.03	35.07	10.75	30.54	140	171	P	H
		5937	52.69	-15.61	68.3	37.33	35.07	10.78	30.49	140	171	P	H
		5634.8	52.3	-16	68.3	37.86	34.3	10.58	30.44	120	201	P	V
		5695.6	52.92	-49.05	101.97	38.36	34.5	10.59	30.53	120	201	P	V
		5717.6	54.26	-55.87	110.13	39.57	34.57	10.61	30.49	120	201	P	V
		5722	52.61	-62.75	115.36	37.92	34.57	10.61	30.49	120	201	P	V
	*	5785	104.41	-	-	89.46	34.67	10.64	30.36	120	201	P	V
		5785	96.7	-	-	81.75	34.67	10.64	30.36	120	201	A	V
		5850	54.09	-68.11	122.2	38.99	34.9	10.68	30.48	120	201	P	V
		5867.4	53.87	-53.46	107.33	38.76	34.93	10.71	30.53	120	201	P	V
		5897	53.78	-35.1	88.88	38.62	35	10.75	30.59	120	201	P	V
		5928.2	53.07	-15.23	68.3	37.79	35.07	10.75	30.54	120	201	P	V



WIFI Ant. 2	Note	Frequency (MHz)	Level (dBμV/m)	Margin (dB)	Limit Line (dBμV/m)	Read Level (dBμV)	Antenna Factor (dB/m)	Path Loss (dB)	Preamp Factor (dB)	Ant Pos (cm)	Table Pos (deg)	Peak Avg. (P/A)	Pol. (H/V)
802.11n HT20 CH 165 5825MHz	*	5825	99.68	-	-	84.59	34.83	10.68	30.42	123	172	P	H
		5825	92.39	-	-	77.3	34.83	10.68	30.42	123	172	A	H
		5852.2	51.69	-65.49	117.18	36.59	34.9	10.68	30.48	123	172	P	H
		5868.8	52.29	-54.64	106.93	37.18	34.93	10.71	30.53	123	172	P	H
		5913.4	53.01	-23.75	76.76	37.77	35.03	10.75	30.54	123	172	P	H
		5939.6	52.23	-16.07	68.3	36.84	35.1	10.78	30.49	123	172	P	H
	*	5825	105.3	-	-	90.21	34.83	10.68	30.42	130	204	P	V
		5825	97.58	-	-	82.49	34.83	10.68	30.42	130	204	A	V
		5851.6	58.04	-60.51	118.55	42.94	34.9	10.68	30.48	130	204	P	V
		5862.4	55.85	-52.88	108.73	40.74	34.93	10.71	30.53	130	204	P	V
		5886	53.21	-43.82	97.03	38.12	34.97	10.71	30.59	130	204	P	V
		5943.2	53.14	-15.16	68.3	37.75	35.1	10.78	30.49	130	204	P	V
Remark	<ol style="list-style-type: none"> No other spurious found. All results are PASS against Peak and Average limit line. 												



UNII-3 5725~5850MHz
WIFI 802.11n HT20 (Harmonic @ 3m)

WIFI Ant. 2	Note	Frequency (MHz)	Level (dBμV/m)	Margin (dB)	Limit Line (dBμV/m)	Read Level (dBμV)	Antenna Factor (dB/m)	Path Loss (dB)	Preamp Factor (dB)	Ant Pos (cm)	Table Pos (deg)	Peak Avg. (P/A)	Pol. (H/V)
802.11n HT20 CH 149 5745MHz		11490	59.85	-14.15	74	67.1	38.34	12.32	57.91	100	167	P	H
		11490	48.31	-5.69	54	55.56	38.34	12.32	57.91	100	167	A	H
		17235	50.74	-17.56	68.3	49.72	42.27	15.58	56.83	-	-	P	H
		11490	60.96	-13.04	74	68.21	38.34	12.32	57.91	188	177	P	V
		11490	50.36	-3.64	54	57.61	38.34	12.32	57.91	188	177	A	V
		17235	50.31	-17.99	68.3	49.29	42.27	15.58	56.83	-	-	P	V
802.11n HT20 CH 157 5785MHz		11570	59	-15	74	66.18	38.42	12.31	57.91	100	151	P	H
		11570	48	-6	54	55.18	38.42	12.31	57.91	100	151	A	H
		17355	50.39	-17.91	68.3	49.59	42.1	15.65	56.95	-	-	P	H
		11570	57.64	-16.36	74	64.82	38.42	12.31	57.91	193	144	P	V
		11570	47.4	-6.6	54	54.58	38.42	12.31	57.91	193	144	A	V
		17355	50.94	-17.36	68.3	50.14	42.1	15.65	56.95	-	-	P	V
802.11n HT20 CH 165 5825MHz		11650	56.89	-17.11	74	63.98	38.48	12.36	57.93	100	195	P	H
		11650	46.29	-7.71	54	53.38	38.48	12.36	57.93	100	195	A	H
		17475	50.78	-17.52	68.3	50.12	41.94	15.79	57.07	-	-	P	H
		11650	58.79	-15.21	74	65.88	38.48	12.36	57.93	202	170	P	V
		11650	47.12	-6.88	54	54.21	38.48	12.36	57.93	202	170	A	V
		17475	50.65	-17.65	68.3	49.99	41.94	15.79	57.07	-	-	P	V
Remark	1. No other spurious found. 2. All results are PASS against Peak and Average limit line.												



UNII-3 5725~5850MHz
WIFI 802.11n HT40 (Band Edge @ 3m)

Table with 14 columns: WIFI Ant. 2, Note, Frequency (MHz), Level (dBµV/m), Margin (dB), Limit Line (dBµV/m), Read Level (dBµV), Antenna Factor (dB/m), Path Loss (dB), Preamp Factor (dB), Ant Pos (cm), Table Pos (deg), Peak Avg. (P/A), Pol. (H/V). Rows include frequency measurements from 5649 to 5938.8 MHz.



WIFI Ant. 2	Note	Frequency (MHz)	Level (dBμV/m)	Margin (dB)	Limit Line (dBμV/m)	Read Level (dBμV)	Antenna Factor (dB/m)	Path Loss (dB)	Preamp Factor (dB)	Ant Pos (cm)	Table Pos (deg)	Peak Avg. (P/A)	Pol. (H/V)
802.11n HT40 CH 159 5795MHz		5649	52.81	-15.49	68.3	38.37	34.3	10.58	30.44	134	170	P	H
		5684	53.1	-40.33	93.43	38.54	34.5	10.59	30.53	134	170	P	H
		5710.6	53.46	-54.71	108.17	38.81	34.53	10.61	30.49	134	170	P	H
		5722.6	52.47	-64.26	116.73	37.78	34.57	10.61	30.49	134	170	P	H
	*	5795	96.49	-	-	81.51	34.7	10.64	30.36	134	170	P	H
		5795	87.94	-	-	72.96	34.7	10.64	30.36	134	170	A	H
		5851	53.94	-65.98	119.92	38.84	34.9	10.68	30.48	134	170	P	H
		5868.6	53.9	-53.09	106.99	38.79	34.93	10.71	30.53	134	170	P	H
		5904	52.73	-30.97	83.7	37.57	35	10.75	30.59	134	170	P	H
		5932.8	52.79	-15.51	68.3	37.51	35.07	10.75	30.54	134	170	P	H
		5648	52.8	-15.5	68.3	38.36	34.3	10.58	30.44	130	204	P	V
		5675.4	53.45	-33.64	87.09	38.95	34.4	10.59	30.49	130	204	P	V
		5712	53.22	-55.34	108.56	38.57	34.53	10.61	30.49	130	204	P	V
		5724.4	53.12	-67.71	120.83	38.43	34.57	10.61	30.49	130	204	P	V
	*	5795	101.44	-	-	86.46	34.7	10.64	30.36	130	204	P	V
		5795	92.83	-	-	77.85	34.7	10.64	30.36	130	204	A	V
		5853	55.29	-60.07	115.36	40.19	34.9	10.68	30.48	130	204	P	V
		5861.6	54.02	-54.93	108.95	38.91	34.93	10.71	30.53	130	204	P	V
		5905.4	54.06	-28.61	82.67	38.87	35.03	10.75	30.59	130	204	P	V
	5926.6	53.49	-14.81	68.3	38.21	35.07	10.75	30.54	130	204	P	V	
Remark	1. No other spurious found. 2. All results are PASS against Peak and Average limit line.												



UNII-3 5725~5850MHz
WIFI 802.11n HT40 (Harmonic @ 3m)

Table with 14 columns: WIFI Ant. 2, Note, Frequency (MHz), Level (dBµV/m), Margin (dB), Limit Line (dBµV/m), Read Level (dBµV), Antenna Factor (dB/m), Path Loss (dB), Preamp Factor (dB), Ant Pos (cm), Table Pos (deg), Peak Avg. (P/A), Pol. (H/V). Rows include test results for 802.11n HT40 CH 151 (5755MHz) and CH 159 (5795MHz).



UNII-3 5725~5850MHz
WIFI 802.11ac VHT80 (Band Edge @ 3m)

WIFI Ant. 2	Note	Frequency (MHz)	Level (dBμV/m)	Margin (dB)	Limit Line (dBμV/m)	Read Level (dBμV)	Antenna Factor (dB/m)	Path Loss (dB)	Preamp Factor (dB)	Ant Pos (cm)	Table Pos (deg)	Peak Avg. (P/A)	Pol. (H/V)
802.11ac VHT80 CH 155 5775MHz		5628.4	52.55	-15.75	68.3	38.11	34.3	10.58	30.44	120	183	P	H
		5699.6	53.54	-51.37	104.91	38.96	34.5	10.61	30.53	120	183	P	H
		5714.4	53.51	-55.72	109.23	38.86	34.53	10.61	30.49	120	183	P	H
		5722.4	52.52	-63.75	116.27	37.83	34.57	10.61	30.49	120	183	P	H
	*	5775	92.74	-	-	77.85	34.67	10.62	30.4	120	183	P	H
		5775	84.92	-	-	70.03	34.67	10.62	30.4	120	183	A	H
		5850.2	52.5	-69.24	121.74	37.4	34.9	10.68	30.48	120	183	P	H
		5875	52.64	-52.56	105.2	37.49	34.97	10.71	30.53	120	183	P	H
		5875	52.64	-52.56	105.2	37.49	34.97	10.71	30.53	120	183	P	H
		5934.4	54.2	-14.1	68.3	38.84	35.07	10.78	30.49	120	183	P	H
		5632	52.42	-15.88	68.3	37.98	34.3	10.58	30.44	119	197	P	V
		5694.8	54.12	-47.26	101.38	39.56	34.5	10.59	30.53	119	197	P	V
		5703.6	54.35	-51.86	106.21	39.74	34.53	10.61	30.53	119	197	P	V
		5721.6	55.18	-59.27	114.45	40.49	34.57	10.61	30.49	119	197	P	V
	*	5775	96.85	-	-	81.96	34.67	10.62	30.4	119	197	P	V
		5775	88.51	-	-	73.62	34.67	10.62	30.4	119	197	A	V
		5852.2	56.45	-60.73	117.18	41.35	34.9	10.68	30.48	119	197	P	V
		5858	55.64	-54.32	109.96	40.53	34.93	10.71	30.53	119	197	P	V
		5876.4	55.18	-48.98	104.16	40.03	34.97	10.71	30.53	119	197	P	V
		5935.2	52.48	-15.82	68.3	37.12	35.07	10.78	30.49	119	197	P	V
Remark	1. No other spurious found. 2. All results are PASS against Peak and Average limit line.												



UNII-3 5725~5850MHz
WIFI 802.11ac VHT80 (Harmonic @ 3m)

Table with 14 columns: WIFI Ant. 2, Note, Frequency (MHz), Level (dBµV/m), Margin (dB), Limit Line (dBµV/m), Read Level (dBµV), Antenna Factor (dB/m), Path Loss (dB), Preamp Factor (dB), Ant Pos (cm), Table Pos (deg), Peak Avg. (P/A), Pol. (H/V). Rows include 802.11ac VHT80, CH 155, 5775MHz and a Remark section.



UNII-3 5725~5850MHz

Emission below 1GHz

WIFI 802.11n HT20 (LF @ 3m)

WIFI Ant.	Note	Frequency	Level	Margin	Limit Line	Read Level	Antenna Factor	Path Loss	Preamp Factor	Ant Pos	Table Pos	Peak Avg.	Pol.
1		(MHz)	(dBμV/m)	(dB)	(dBμV/m)	(dBμV)	(dB/m)	(dB)	(dB)	(cm)	(deg)	(P/A)	(H/V)
802.11n HT20 LF		47.46	19.75	-20.25	40	32.38	20.27	2.17	35.07	-	-	P	H
		196.84	25.73	-17.77	43.5	41.58	16.51	2.74	35.1	-	-	P	H
		332.64	25.28	-20.72	46	36.33	20.63	3.22	34.9	-	-	P	H
		453.89	22.34	-23.66	46	30.51	23.22	3.31	34.7	-	-	P	H
		581.93	24.56	-21.44	46	29.87	25.43	3.8	34.54	-	-	P	H
		822.49	26.51	-19.49	46	28.42	28.39	4	34.3	-	-	P	H
		36.79	30.86	-9.14	40	44.52	19.36	1.98	35	-	-	P	V
		90.14	21.95	-21.55	43.5	40.86	13.92	2.35	35.18	-	-	P	V
		196.84	33.01	-10.49	43.5	48.86	16.51	2.74	35.1	-	-	P	V
		332.64	23.29	-22.71	46	34.34	20.63	3.22	34.9	-	-	P	V
		497.54	23.66	-22.34	46	31.11	23.79	3.46	34.7	-	-	P	V
		868.08	28.65	-17.35	46	30.12	28.7	4.13	34.3	-	-	P	V
Remark	1. No other spurious found. 2. All results are PASS against limit line.												

Note symbol

*	Fundamental Frequency which can be ignored. However, the level of any unwanted emissions shall not exceed the level of the fundamental frequency.
!	Test result is Margin line.
P/A	Peak or Average
H/V	Horizontal or Vertical



A calculation example for radiated spurious emission is shown as below:

WIFI	Note	Frequency	Level	Margin	Limit	Read	Antenna	Path	Preamp	Ant	Table	Peak	Pol.
Ant.		(MHz)	(dBμV/m)	(dB)	(dBμV/m)	(dBμV)	(dB/m)	(dB)	(dB)	(cm)	(deg)	(P/A)	(H/V)
2													
802.11b		2390	55.45	-18.55	74	54.51	32.22	4.58	35.86	103	308	P	H
CH 01													
2412MHz		2390	43.54	-10.46	54	42.6	32.22	4.58	35.86	103	308	A	H

1. Path Loss(dB) = Cable loss(dB) + Filter loss(dB) + Attenuator loss(dB)
2. Level(dBμV/m) = Antenna Factor(dB/m) + Path Loss(dB) + Read Level(dBμV) - Preamp Factor(dB)
3. Margin (dB) = Level(dBμV/m) – Limit Line(dBμV/m)

For Peak Limit @ 2390MHz:

1. Level(dBμV/m)
= Antenna Factor(dB/m) + Path Loss(dB) + Read Level(dBμV) - Preamp Factor(dB)
= 32.22(dB/m) + 4.58(dB) + 54.51(dBμV) – 35.86 (dB)
= 55.45 (dBμV/m)
2. Margin (dB)
= Level(dBμV/m) – Limit Line(dBμV/m)
= 55.45(dBμV/m) – 74(dBμV/m)
= -18.55(dB)

For Average Limit @ 2390MHz:

1. Level(dBμV/m)
= Antenna Factor(dB/m) + Path Loss(dB) + Read Level(dBμV) - Preamp Factor(dB)
= 32.22(dB/m) + 4.58(dB) + 42.6(dBμV) – 35.86 (dB)
= 43.54 (dBμV/m)
2. Margin (dB) = Level(dBμV/m) – Limit Line(dBμV/m)
= 43.54(dBμV/m) – 54(dBμV/m)
= -10.46(dB)

Both peak and average measured complies with the limit line, so test result is “PASS”.



Appendix D. Radiated Spurious Emission

<Ant 1>

UNII-3 - 5725~5850MHz

WIFI 802.11a (Band Edge @ 3m)

WIFI	UNII-3 5725~5850MHz Band Edge @ 3m																																																																																																					
ANT	802.11a CH149 5745MHz																																																																																																					
1	Horizontal	Fundamental																																																																																																				
Peak	<p>Site : 03CH02-SZ Condition : PEAK_BE(BAL)_16-24 3m HF_ANT_3117_0107 HORIZONTAL Project : 211916-01 Mode : Mode 30 SN : #19 G0B227012194000K Site : Z with Accessory Plane : Z with Accessory setting : GM power setting 16</p> <table border="1"> <thead> <tr> <th>Freq</th> <th>Level</th> <th>Over</th> <th>Limit</th> <th>ReadAntenna</th> <th>Cable</th> <th>Preamp</th> <th>A/Pos</th> <th>T/Pos</th> <th>Remark</th> </tr> <tr> <th>MHz</th> <th>dBuV/m</th> <th>dB</th> <th>dBuV/m</th> <th>dB/m</th> <th>dB</th> <th>dB</th> <th>cm</th> <th>deg</th> <th></th> </tr> </thead> <tbody> <tr> <td>1</td> <td>5641.00</td> <td>52.18</td> <td>-10.10</td> <td>60.28</td> <td>37.72</td> <td>34.30</td> <td>18.30</td> <td>30.44</td> <td>187 179 Peak</td> </tr> <tr> <td>2</td> <td>5699.00</td> <td>53.59</td> <td>-11.49</td> <td>65.08</td> <td>39.61</td> <td>34.30</td> <td>18.63</td> <td>30.53</td> <td>187 179 Peak</td> </tr> <tr> <td>3</td> <td>5718.00</td> <td>53.57</td> <td>-10.79</td> <td>64.26</td> <td>38.49</td> <td>34.37</td> <td>18.63</td> <td>30.49</td> <td>187 179 Peak</td> </tr> <tr> <td>4</td> <td>5728.00</td> <td>52.18</td> <td>-9.43</td> <td>61.61</td> <td>37.59</td> <td>34.37</td> <td>18.63</td> <td>30.49</td> <td>187 179 Peak</td> </tr> </tbody> </table>	Freq	Level	Over	Limit	ReadAntenna	Cable	Preamp	A/Pos	T/Pos	Remark	MHz	dBuV/m	dB	dBuV/m	dB/m	dB	dB	cm	deg		1	5641.00	52.18	-10.10	60.28	37.72	34.30	18.30	30.44	187 179 Peak	2	5699.00	53.59	-11.49	65.08	39.61	34.30	18.63	30.53	187 179 Peak	3	5718.00	53.57	-10.79	64.26	38.49	34.37	18.63	30.49	187 179 Peak	4	5728.00	52.18	-9.43	61.61	37.59	34.37	18.63	30.49	187 179 Peak	<p>Site : 03CH02-SZ Condition : PART 15.407 3m HF_ANT_3117_0107 HORIZONTAL Project : 211916-01 Mode : Mode 30 SN : #19 G0B227012194000K Site : Z with Accessory Plane : Z with Accessory setting : GM power setting 16</p> <table border="1"> <thead> <tr> <th>Freq</th> <th>Level</th> <th>Over</th> <th>Limit</th> <th>ReadAntenna</th> <th>Cable</th> <th>Preamp</th> <th>A/Pos</th> <th>T/Pos</th> <th>Remark</th> </tr> <tr> <th>MHz</th> <th>dBuV/m</th> <th>dB</th> <th>dBuV/m</th> <th>dB/m</th> <th>dB</th> <th>dB</th> <th>cm</th> <th>deg</th> <th></th> </tr> </thead> <tbody> <tr> <td>1</td> <td>5745.00</td> <td>100.83</td> <td>32.53</td> <td>68.30</td> <td>86.80</td> <td>34.68</td> <td>18.62</td> <td>30.44</td> <td>187 179 Peak</td> </tr> <tr> <td>2</td> <td>5745.00</td> <td>93.41</td> <td>.....</td> <td>78.83</td> <td>34.68</td> <td>18.62</td> <td>30.44</td> <td>187 179 Average</td> <td></td> </tr> </tbody> </table>	Freq	Level	Over	Limit	ReadAntenna	Cable	Preamp	A/Pos	T/Pos	Remark	MHz	dBuV/m	dB	dBuV/m	dB/m	dB	dB	cm	deg		1	5745.00	100.83	32.53	68.30	86.80	34.68	18.62	30.44	187 179 Peak	2	5745.00	93.41	78.83	34.68	18.62	30.44	187 179 Average	
Freq	Level	Over	Limit	ReadAntenna	Cable	Preamp	A/Pos	T/Pos	Remark																																																																																													
MHz	dBuV/m	dB	dBuV/m	dB/m	dB	dB	cm	deg																																																																																														
1	5641.00	52.18	-10.10	60.28	37.72	34.30	18.30	30.44	187 179 Peak																																																																																													
2	5699.00	53.59	-11.49	65.08	39.61	34.30	18.63	30.53	187 179 Peak																																																																																													
3	5718.00	53.57	-10.79	64.26	38.49	34.37	18.63	30.49	187 179 Peak																																																																																													
4	5728.00	52.18	-9.43	61.61	37.59	34.37	18.63	30.49	187 179 Peak																																																																																													
Freq	Level	Over	Limit	ReadAntenna	Cable	Preamp	A/Pos	T/Pos	Remark																																																																																													
MHz	dBuV/m	dB	dBuV/m	dB/m	dB	dB	cm	deg																																																																																														
1	5745.00	100.83	32.53	68.30	86.80	34.68	18.62	30.44	187 179 Peak																																																																																													
2	5745.00	93.41	78.83	34.68	18.62	30.44	187 179 Average																																																																																														
WIFI	UNII-3 5725~5850MHz Band Edge @ 3m																																																																																																					
ANT	802.11a CH149 5745MHz																																																																																																					
1	Vertical	Fundamental																																																																																																				
Peak	<p>Site : 03CH02-SZ Condition : PEAK_BE(BAL)_16-24 3m HF_ANT_3117_0107 VERTICAL Project : 211916-01 Mode : Mode 30 SN : #19 G0B227012194000K Site : Z with Accessory Plane : Z with Accessory setting : GM power setting 16</p> <table border="1"> <thead> <tr> <th>Freq</th> <th>Level</th> <th>Over</th> <th>Limit</th> <th>ReadAntenna</th> <th>Cable</th> <th>Preamp</th> <th>A/Pos</th> <th>T/Pos</th> <th>Remark</th> </tr> <tr> <th>MHz</th> <th>dBuV/m</th> <th>dB</th> <th>dBuV/m</th> <th>dB/m</th> <th>dB</th> <th>dB</th> <th>cm</th> <th>deg</th> <th></th> </tr> </thead> <tbody> <tr> <td>1</td> <td>5624.00</td> <td>51.92</td> <td>-10.38</td> <td>62.30</td> <td>37.64</td> <td>34.30</td> <td>18.56</td> <td>30.40</td> <td>193 156 Peak</td> </tr> <tr> <td>2</td> <td>5695.00</td> <td>53.46</td> <td>-10.28</td> <td>63.74</td> <td>38.08</td> <td>34.30</td> <td>18.59</td> <td>30.53</td> <td>193 156 Peak</td> </tr> <tr> <td>3</td> <td>5714.00</td> <td>53.25</td> <td>-10.87</td> <td>64.12</td> <td>38.69</td> <td>34.53</td> <td>18.63</td> <td>30.49</td> <td>193 156 Peak</td> </tr> <tr> <td>4</td> <td>5721.00</td> <td>55.03</td> <td>-10.00</td> <td>65.03</td> <td>40.34</td> <td>34.37</td> <td>18.63</td> <td>30.49</td> <td>193 156 Peak</td> </tr> </tbody> </table>	Freq	Level	Over	Limit	ReadAntenna	Cable	Preamp	A/Pos	T/Pos	Remark	MHz	dBuV/m	dB	dBuV/m	dB/m	dB	dB	cm	deg		1	5624.00	51.92	-10.38	62.30	37.64	34.30	18.56	30.40	193 156 Peak	2	5695.00	53.46	-10.28	63.74	38.08	34.30	18.59	30.53	193 156 Peak	3	5714.00	53.25	-10.87	64.12	38.69	34.53	18.63	30.49	193 156 Peak	4	5721.00	55.03	-10.00	65.03	40.34	34.37	18.63	30.49	193 156 Peak	<p>Site : 03CH02-SZ Condition : PART 15.407 3m HF_ANT_3117_0107 VERTICAL Project : 211916-01 Mode : Mode 30 SN : #19 G0B227012194000K Site : Z with Accessory Plane : Z with Accessory setting : GM power setting 16</p> <table border="1"> <thead> <tr> <th>Freq</th> <th>Level</th> <th>Over</th> <th>Limit</th> <th>ReadAntenna</th> <th>Cable</th> <th>Preamp</th> <th>A/Pos</th> <th>T/Pos</th> <th>Remark</th> </tr> <tr> <th>MHz</th> <th>dBuV/m</th> <th>dB</th> <th>dBuV/m</th> <th>dB/m</th> <th>dB</th> <th>dB</th> <th>cm</th> <th>deg</th> <th></th> </tr> </thead> <tbody> <tr> <td>1</td> <td>5745.00</td> <td>103.16</td> <td>34.86</td> <td>68.30</td> <td>88.38</td> <td>34.66</td> <td>18.62</td> <td>30.44</td> <td>193 156 Peak</td> </tr> <tr> <td>2</td> <td>5745.00</td> <td>95.38</td> <td>.....</td> <td>80.68</td> <td>34.66</td> <td>18.62</td> <td>30.44</td> <td>193 156 Average</td> <td></td> </tr> </tbody> </table>	Freq	Level	Over	Limit	ReadAntenna	Cable	Preamp	A/Pos	T/Pos	Remark	MHz	dBuV/m	dB	dBuV/m	dB/m	dB	dB	cm	deg		1	5745.00	103.16	34.86	68.30	88.38	34.66	18.62	30.44	193 156 Peak	2	5745.00	95.38	80.68	34.66	18.62	30.44	193 156 Average	
Freq	Level	Over	Limit	ReadAntenna	Cable	Preamp	A/Pos	T/Pos	Remark																																																																																													
MHz	dBuV/m	dB	dBuV/m	dB/m	dB	dB	cm	deg																																																																																														
1	5624.00	51.92	-10.38	62.30	37.64	34.30	18.56	30.40	193 156 Peak																																																																																													
2	5695.00	53.46	-10.28	63.74	38.08	34.30	18.59	30.53	193 156 Peak																																																																																													
3	5714.00	53.25	-10.87	64.12	38.69	34.53	18.63	30.49	193 156 Peak																																																																																													
4	5721.00	55.03	-10.00	65.03	40.34	34.37	18.63	30.49	193 156 Peak																																																																																													
Freq	Level	Over	Limit	ReadAntenna	Cable	Preamp	A/Pos	T/Pos	Remark																																																																																													
MHz	dBuV/m	dB	dBuV/m	dB/m	dB	dB	cm	deg																																																																																														
1	5745.00	103.16	34.86	68.30	88.38	34.66	18.62	30.44	193 156 Peak																																																																																													
2	5745.00	95.38	80.68	34.66	18.62	30.44	193 156 Average																																																																																														

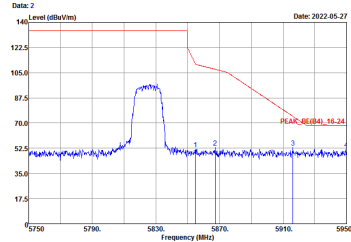
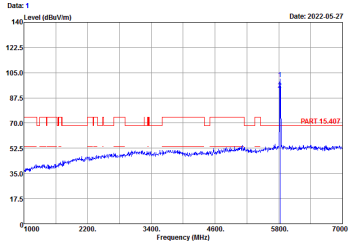
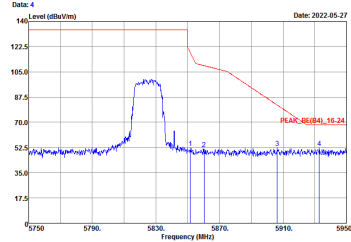
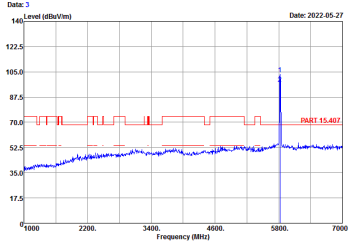


WIFI	UNII-3 5725~5850MHz Band Edge @ 3m																																																																																																															
ANT	802.11a CH157 5785MHz																																																																																																															
1	Horizontal	Fundamental																																																																																																														
Peak	<p>Site : 03CH02-SZ Condition : PEAK_BE(B4)_16-24 3m HF_ANT_3117_0107 HORIZONTAL Project : 211916-01 Mode : Mode 31 Site : #19 G80227012194000K Plane : Z with Accessory setting : GM power setting 16</p> <table border="1"> <thead> <tr> <th>Peak</th> <th>Freq</th> <th>Level</th> <th>Over</th> <th>Limit</th> <th>ReadAntenna</th> <th>Cable</th> <th>Preamp</th> <th>A/Pos</th> <th>T/Pos</th> <th>Remark</th> </tr> <tr> <th></th> <th>MHz</th> <th>dBuV/m</th> <th>dBuV/m</th> <th>dBuV/m</th> <th>Loss Factor</th> <th>Loss Factor</th> <th>dB</th> <th>cm</th> <th>deg</th> <th></th> </tr> </thead> <tbody> <tr> <td>1</td> <td>5696.00</td> <td>52.01</td> <td>15.30</td> <td>68.30</td> <td>38.48</td> <td>34.30</td> <td>38.54</td> <td>38.40</td> <td>125</td> <td>105 Peak</td> </tr> <tr> <td>2</td> <td>5693.20</td> <td>53.69</td> <td>46.51</td> <td>100.20</td> <td>39.13</td> <td>34.30</td> <td>38.59</td> <td>38.33</td> <td>125</td> <td>105 Peak</td> </tr> <tr> <td>3</td> <td>5797.30</td> <td>52.36</td> <td>45.36</td> <td>107.22</td> <td>38.61</td> <td>34.33</td> <td>38.63</td> <td>38.49</td> <td>125</td> <td>105 Peak</td> </tr> <tr> <td>4</td> <td>5722.20</td> <td>53.30</td> <td>62.52</td> <td>115.82</td> <td>38.61</td> <td>34.57</td> <td>38.63</td> <td>38.49</td> <td>125</td> <td>105 Peak</td> </tr> </tbody> </table>	Peak	Freq	Level	Over	Limit	ReadAntenna	Cable	Preamp	A/Pos	T/Pos	Remark		MHz	dBuV/m	dBuV/m	dBuV/m	Loss Factor	Loss Factor	dB	cm	deg		1	5696.00	52.01	15.30	68.30	38.48	34.30	38.54	38.40	125	105 Peak	2	5693.20	53.69	46.51	100.20	39.13	34.30	38.59	38.33	125	105 Peak	3	5797.30	52.36	45.36	107.22	38.61	34.33	38.63	38.49	125	105 Peak	4	5722.20	53.30	62.52	115.82	38.61	34.57	38.63	38.49	125	105 Peak	<p>Site : 03CH02-SZ Condition : PEAK_15.407 3m HF_ANT_3117_0107 HORIZONTAL Project : 211916-01 Mode : Mode 31 Site : #19 G80227012194000K Plane : Z with Accessory setting : GM power setting 16</p> <table border="1"> <thead> <tr> <th>Peak</th> <th>Freq</th> <th>Level</th> <th>Over</th> <th>Limit</th> <th>ReadAntenna</th> <th>Cable</th> <th>Preamp</th> <th>A/Pos</th> <th>T/Pos</th> <th>Remark</th> </tr> <tr> <th></th> <th>MHz</th> <th>dBuV/m</th> <th>dBuV/m</th> <th>dBuV/m</th> <th>Loss Factor</th> <th>Loss Factor</th> <th>dB</th> <th>cm</th> <th>deg</th> <th></th> </tr> </thead> <tbody> <tr> <td>1</td> <td>5785.00</td> <td>99.94</td> <td>31.64</td> <td>68.30</td> <td>34.09</td> <td>34.67</td> <td>38.64</td> <td>38.36</td> <td>125</td> <td>105 Peak</td> </tr> <tr> <td>2</td> <td>5785.00</td> <td>91.84</td> <td>.....</td> <td>.....</td> <td>76.89</td> <td>34.67</td> <td>38.64</td> <td>38.36</td> <td>125</td> <td>105 Average</td> </tr> </tbody> </table>	Peak	Freq	Level	Over	Limit	ReadAntenna	Cable	Preamp	A/Pos	T/Pos	Remark		MHz	dBuV/m	dBuV/m	dBuV/m	Loss Factor	Loss Factor	dB	cm	deg		1	5785.00	99.94	31.64	68.30	34.09	34.67	38.64	38.36	125	105 Peak	2	5785.00	91.84	76.89	34.67	38.64	38.36	125	105 Average
Peak	Freq	Level	Over	Limit	ReadAntenna	Cable	Preamp	A/Pos	T/Pos	Remark																																																																																																						
	MHz	dBuV/m	dBuV/m	dBuV/m	Loss Factor	Loss Factor	dB	cm	deg																																																																																																							
1	5696.00	52.01	15.30	68.30	38.48	34.30	38.54	38.40	125	105 Peak																																																																																																						
2	5693.20	53.69	46.51	100.20	39.13	34.30	38.59	38.33	125	105 Peak																																																																																																						
3	5797.30	52.36	45.36	107.22	38.61	34.33	38.63	38.49	125	105 Peak																																																																																																						
4	5722.20	53.30	62.52	115.82	38.61	34.57	38.63	38.49	125	105 Peak																																																																																																						
Peak	Freq	Level	Over	Limit	ReadAntenna	Cable	Preamp	A/Pos	T/Pos	Remark																																																																																																						
	MHz	dBuV/m	dBuV/m	dBuV/m	Loss Factor	Loss Factor	dB	cm	deg																																																																																																							
1	5785.00	99.94	31.64	68.30	34.09	34.67	38.64	38.36	125	105 Peak																																																																																																						
2	5785.00	91.84	76.89	34.67	38.64	38.36	125	105 Average																																																																																																						
Peak	<p>Site : 03CH02-SZ Condition : PEAK_BE(B4)_16-24 3m HF_ANT_3117_0107 HORIZONTAL Project : 211916-01 Mode : Mode 31 Site : #19 G80227012194000K Plane : Z with Accessory setting : GM power setting 16</p> <table border="1"> <thead> <tr> <th>Peak</th> <th>Freq</th> <th>Level</th> <th>Over</th> <th>Limit</th> <th>ReadAntenna</th> <th>Cable</th> <th>Preamp</th> <th>A/Pos</th> <th>T/Pos</th> <th>Remark</th> </tr> <tr> <th></th> <th>MHz</th> <th>dBuV/m</th> <th>dBuV/m</th> <th>dBuV/m</th> <th>Loss Factor</th> <th>Loss Factor</th> <th>dB</th> <th>cm</th> <th>deg</th> <th></th> </tr> </thead> <tbody> <tr> <td>1</td> <td>5851.00</td> <td>51.66</td> <td>66.46</td> <td>118.20</td> <td>38.16</td> <td>34.00</td> <td>38.00</td> <td>38.48</td> <td>125</td> <td>105 Peak</td> </tr> <tr> <td>2</td> <td>5874.00</td> <td>52.52</td> <td>52.88</td> <td>105.48</td> <td>37.47</td> <td>34.97</td> <td>38.73</td> <td>38.53</td> <td>125</td> <td>105 Peak</td> </tr> <tr> <td>3</td> <td>5887.00</td> <td>52.72</td> <td>42.42</td> <td>95.14</td> <td>37.63</td> <td>34.97</td> <td>38.73</td> <td>38.59</td> <td>125</td> <td>105 Peak</td> </tr> <tr> <td>4</td> <td>5933.20</td> <td>52.66</td> <td>15.64</td> <td>68.30</td> <td>37.38</td> <td>35.87</td> <td>38.75</td> <td>38.54</td> <td>125</td> <td>105 Peak</td> </tr> </tbody> </table>	Peak	Freq	Level	Over	Limit	ReadAntenna	Cable	Preamp	A/Pos	T/Pos	Remark		MHz	dBuV/m	dBuV/m	dBuV/m	Loss Factor	Loss Factor	dB	cm	deg		1	5851.00	51.66	66.46	118.20	38.16	34.00	38.00	38.48	125	105 Peak	2	5874.00	52.52	52.88	105.48	37.47	34.97	38.73	38.53	125	105 Peak	3	5887.00	52.72	42.42	95.14	37.63	34.97	38.73	38.59	125	105 Peak	4	5933.20	52.66	15.64	68.30	37.38	35.87	38.75	38.54	125	105 Peak	Left blank																																												
Peak	Freq	Level	Over	Limit	ReadAntenna	Cable	Preamp	A/Pos	T/Pos	Remark																																																																																																						
	MHz	dBuV/m	dBuV/m	dBuV/m	Loss Factor	Loss Factor	dB	cm	deg																																																																																																							
1	5851.00	51.66	66.46	118.20	38.16	34.00	38.00	38.48	125	105 Peak																																																																																																						
2	5874.00	52.52	52.88	105.48	37.47	34.97	38.73	38.53	125	105 Peak																																																																																																						
3	5887.00	52.72	42.42	95.14	37.63	34.97	38.73	38.59	125	105 Peak																																																																																																						
4	5933.20	52.66	15.64	68.30	37.38	35.87	38.75	38.54	125	105 Peak																																																																																																						



WIFI	UNII-3 5725~5850MHz Band Edge @ 3m																																																																																																																							
ANT	802.11a CH157 5785MHz																																																																																																																							
1	Vertical	Fundamental																																																																																																																						
Peak	<p>Site : 03CH02-SZ Condition : PEAK_BE(84)_16.24 3m HF_ANT_3117_0107 VERTICAL Project : 211916-01 Mode : Mode 31 SN : #19 G08227012194000K Plane : Z with Accessory setting : GM power setting 15</p> <table border="1"> <thead> <tr> <th>Peak</th> <th>Freq</th> <th>Level</th> <th>Over</th> <th>Limit</th> <th>ReadAntenna</th> <th>Cable</th> <th>Preamp</th> <th>A/Pos</th> <th>T/Pos</th> <th>Remark</th> </tr> <tr> <th></th> <th>MHz</th> <th>dBuV/m</th> <th>dB</th> <th>dBuV/m</th> <th>dB</th> <th>dB</th> <th>dB</th> <th>dB</th> <th>dB</th> <th>ca</th> <th>deg</th> </tr> </thead> <tbody> <tr> <td>1</td> <td>5664.20</td> <td>53.73</td> <td>-44.57</td> <td>68.30</td> <td>39.20</td> <td>34.30</td> <td>38.58</td> <td>38.44</td> <td>196</td> <td>158</td> <td>Peak</td> </tr> <tr> <td>2</td> <td>5689.08</td> <td>53.32</td> <td>-44.23</td> <td>97.55</td> <td>38.76</td> <td>34.30</td> <td>38.59</td> <td>38.33</td> <td>196</td> <td>158</td> <td>Peak</td> </tr> <tr> <td>3</td> <td>5724.39</td> <td>53.74</td> <td>-45.44</td> <td>100.18</td> <td>39.89</td> <td>34.33</td> <td>38.63</td> <td>38.49</td> <td>196</td> <td>158</td> <td>Peak</td> </tr> <tr> <td>4</td> <td>5723.88</td> <td>53.67</td> <td>-45.79</td> <td>119.46</td> <td>38.98</td> <td>34.37</td> <td>38.63</td> <td>38.49</td> <td>196</td> <td>158</td> <td>Peak</td> </tr> </tbody> </table>	Peak	Freq	Level	Over	Limit	ReadAntenna	Cable	Preamp	A/Pos	T/Pos	Remark		MHz	dBuV/m	dB	dBuV/m	dB	dB	dB	dB	dB	ca	deg	1	5664.20	53.73	-44.57	68.30	39.20	34.30	38.58	38.44	196	158	Peak	2	5689.08	53.32	-44.23	97.55	38.76	34.30	38.59	38.33	196	158	Peak	3	5724.39	53.74	-45.44	100.18	39.89	34.33	38.63	38.49	196	158	Peak	4	5723.88	53.67	-45.79	119.46	38.98	34.37	38.63	38.49	196	158	Peak	<p>Site : 03CH02-SZ Condition : PEAK_15.407 3m HF_ANT_3117_0107 VERTICAL Project : 211916-01 Mode : Mode 31 SN : #19 G08227012194000K Plane : Z with Accessory setting : GM power setting 15</p> <table border="1"> <thead> <tr> <th>Peak</th> <th>Freq</th> <th>Level</th> <th>Over</th> <th>Limit</th> <th>ReadAntenna</th> <th>Cable</th> <th>Preamp</th> <th>A/Pos</th> <th>T/Pos</th> <th>Remark</th> </tr> <tr> <th></th> <th>MHz</th> <th>dBuV/m</th> <th>dB</th> <th>dBuV/m</th> <th>dB</th> <th>dB</th> <th>dB</th> <th>dB</th> <th>dB</th> <th>ca</th> <th>deg</th> </tr> </thead> <tbody> <tr> <td>1</td> <td>5785.00</td> <td>103.76</td> <td>35.46</td> <td>68.30</td> <td>88.31</td> <td>34.67</td> <td>38.64</td> <td>38.36</td> <td>196</td> <td>158</td> <td>Peak</td> </tr> <tr> <td>2</td> <td>5785.00</td> <td>95.98</td> <td>.....</td> <td>.....</td> <td>81.83</td> <td>34.67</td> <td>38.64</td> <td>38.36</td> <td>196</td> <td>158</td> <td>Average</td> </tr> </tbody> </table>	Peak	Freq	Level	Over	Limit	ReadAntenna	Cable	Preamp	A/Pos	T/Pos	Remark		MHz	dBuV/m	dB	dBuV/m	dB	dB	dB	dB	dB	ca	deg	1	5785.00	103.76	35.46	68.30	88.31	34.67	38.64	38.36	196	158	Peak	2	5785.00	95.98	81.83	34.67	38.64	38.36	196	158	Average
Peak	Freq	Level	Over	Limit	ReadAntenna	Cable	Preamp	A/Pos	T/Pos	Remark																																																																																																														
	MHz	dBuV/m	dB	dBuV/m	dB	dB	dB	dB	dB	ca	deg																																																																																																													
1	5664.20	53.73	-44.57	68.30	39.20	34.30	38.58	38.44	196	158	Peak																																																																																																													
2	5689.08	53.32	-44.23	97.55	38.76	34.30	38.59	38.33	196	158	Peak																																																																																																													
3	5724.39	53.74	-45.44	100.18	39.89	34.33	38.63	38.49	196	158	Peak																																																																																																													
4	5723.88	53.67	-45.79	119.46	38.98	34.37	38.63	38.49	196	158	Peak																																																																																																													
Peak	Freq	Level	Over	Limit	ReadAntenna	Cable	Preamp	A/Pos	T/Pos	Remark																																																																																																														
	MHz	dBuV/m	dB	dBuV/m	dB	dB	dB	dB	dB	ca	deg																																																																																																													
1	5785.00	103.76	35.46	68.30	88.31	34.67	38.64	38.36	196	158	Peak																																																																																																													
2	5785.00	95.98	81.83	34.67	38.64	38.36	196	158	Average																																																																																																													
Peak	<p>Site : 03CH02-SZ Condition : PEAK_BE(84)_16.24 3m HF_ANT_3117_0107 VERTICAL Project : 211916-01 Mode : Mode 31 SN : #19 G08227012194000K Plane : Z with Accessory setting : GM power setting 15</p> <table border="1"> <thead> <tr> <th>Peak</th> <th>Freq</th> <th>Level</th> <th>Over</th> <th>Limit</th> <th>ReadAntenna</th> <th>Cable</th> <th>Preamp</th> <th>A/Pos</th> <th>T/Pos</th> <th>Remark</th> </tr> <tr> <th></th> <th>MHz</th> <th>dBuV/m</th> <th>dB</th> <th>dBuV/m</th> <th>dB</th> <th>dB</th> <th>dB</th> <th>dB</th> <th>dB</th> <th>ca</th> <th>deg</th> </tr> </thead> <tbody> <tr> <td>1</td> <td>5851.00</td> <td>53.45</td> <td>-46.49</td> <td>119.92</td> <td>38.33</td> <td>34.90</td> <td>38.68</td> <td>38.48</td> <td>196</td> <td>158</td> <td>Peak</td> </tr> <tr> <td>2</td> <td>5868.00</td> <td>54.45</td> <td>-45.28</td> <td>100.59</td> <td>39.84</td> <td>34.93</td> <td>38.73</td> <td>38.53</td> <td>196</td> <td>158</td> <td>Peak</td> </tr> <tr> <td>3</td> <td>5881.20</td> <td>53.65</td> <td>-46.94</td> <td>100.59</td> <td>38.50</td> <td>34.97</td> <td>38.73</td> <td>38.53</td> <td>196</td> <td>158</td> <td>Peak</td> </tr> <tr> <td>4</td> <td>5933.00</td> <td>53.89</td> <td>-45.24</td> <td>68.30</td> <td>37.81</td> <td>35.07</td> <td>38.70</td> <td>38.54</td> <td>196</td> <td>158</td> <td>Peak</td> </tr> </tbody> </table>	Peak	Freq	Level	Over	Limit	ReadAntenna	Cable	Preamp	A/Pos	T/Pos	Remark		MHz	dBuV/m	dB	dBuV/m	dB	dB	dB	dB	dB	ca	deg	1	5851.00	53.45	-46.49	119.92	38.33	34.90	38.68	38.48	196	158	Peak	2	5868.00	54.45	-45.28	100.59	39.84	34.93	38.73	38.53	196	158	Peak	3	5881.20	53.65	-46.94	100.59	38.50	34.97	38.73	38.53	196	158	Peak	4	5933.00	53.89	-45.24	68.30	37.81	35.07	38.70	38.54	196	158	Peak	Left blank																																															
Peak	Freq	Level	Over	Limit	ReadAntenna	Cable	Preamp	A/Pos	T/Pos	Remark																																																																																																														
	MHz	dBuV/m	dB	dBuV/m	dB	dB	dB	dB	dB	ca	deg																																																																																																													
1	5851.00	53.45	-46.49	119.92	38.33	34.90	38.68	38.48	196	158	Peak																																																																																																													
2	5868.00	54.45	-45.28	100.59	39.84	34.93	38.73	38.53	196	158	Peak																																																																																																													
3	5881.20	53.65	-46.94	100.59	38.50	34.97	38.73	38.53	196	158	Peak																																																																																																													
4	5933.00	53.89	-45.24	68.30	37.81	35.07	38.70	38.54	196	158	Peak																																																																																																													



WIFI	UNII-3 5725~5850MHz Band Edge @ 3m																																																																																																															
ANT	802.11a CH165 5825MHz																																																																																																															
1	Horizontal	Fundamental																																																																																																														
Peak	 <p>Site : 03CH02-SZ Condition : PEAK_BE(B4)_16-24 3m HF_ANT_3117_0107 HORIZONTAL Project : 211916-01 Mode : Mode 32 SN : #19 GIB227012194000K Plane : Z with Accessory setting : GM power setting 15</p> <table border="1"> <thead> <tr> <th>Peak</th> <th>Freq</th> <th>Level</th> <th>Over</th> <th>Limit</th> <th>ReadAntenna</th> <th>Cable</th> <th>Preamp</th> <th>A/Pos</th> <th>T/Pos</th> <th>Remark</th> </tr> <tr> <th></th> <th>MHz</th> <th>dBuV/m</th> <th>dB</th> <th>dBuV/m</th> <th>dB</th> <th>dB</th> <th>dB</th> <th>cm</th> <th>deg</th> <th></th> </tr> </thead> <tbody> <tr> <td>1</td> <td>5854.00</td> <td>51.05</td> <td>30.31</td> <td>111.26</td> <td>36.82</td> <td>34.53</td> <td>38.64</td> <td>38.48</td> <td>144</td> <td>183 Peak</td> </tr> <tr> <td>2</td> <td>5867.40</td> <td>51.98</td> <td>54.35</td> <td>187.35</td> <td>37.87</td> <td>34.93</td> <td>38.73</td> <td>38.53</td> <td>144</td> <td>183 Peak</td> </tr> <tr> <td>3</td> <td>5916.30</td> <td>52.30</td> <td>131.77</td> <td>74.69</td> <td>37.68</td> <td>35.69</td> <td>38.75</td> <td>38.54</td> <td>144</td> <td>183 Peak</td> </tr> <tr> <td>4</td> <td>5998.00</td> <td>51.83</td> <td>161.27</td> <td>68.38</td> <td>36.64</td> <td>35.18</td> <td>38.78</td> <td>38.49</td> <td>144</td> <td>183 Peak</td> </tr> </tbody> </table>	Peak	Freq	Level	Over	Limit	ReadAntenna	Cable	Preamp	A/Pos	T/Pos	Remark		MHz	dBuV/m	dB	dBuV/m	dB	dB	dB	cm	deg		1	5854.00	51.05	30.31	111.26	36.82	34.53	38.64	38.48	144	183 Peak	2	5867.40	51.98	54.35	187.35	37.87	34.93	38.73	38.53	144	183 Peak	3	5916.30	52.30	131.77	74.69	37.68	35.69	38.75	38.54	144	183 Peak	4	5998.00	51.83	161.27	68.38	36.64	35.18	38.78	38.49	144	183 Peak	 <p>Site : 03CH02-SZ Condition : PART 15.407 3m HF_ANT_3117_0107 HORIZONTAL Project : 211916-01 Mode : Mode 32 SN : #19 GIB227012194000K Plane : Z with Accessory setting : GM power setting 15</p> <table border="1"> <thead> <tr> <th>Peak</th> <th>Freq</th> <th>Level</th> <th>Over</th> <th>Limit</th> <th>ReadAntenna</th> <th>Cable</th> <th>Preamp</th> <th>A/Pos</th> <th>T/Pos</th> <th>Remark</th> </tr> <tr> <th></th> <th>MHz</th> <th>dBuV/m</th> <th>dB</th> <th>dBuV/m</th> <th>dB</th> <th>dB</th> <th>dB</th> <th>cm</th> <th>deg</th> <th></th> </tr> </thead> <tbody> <tr> <td>1 *</td> <td>5825.00</td> <td>100.70</td> <td>31.49</td> <td>68.38</td> <td>34.83</td> <td>34.83</td> <td>38.68</td> <td>38.42</td> <td>144</td> <td>183 Peak</td> </tr> <tr> <td>2</td> <td>5825.00</td> <td>93.21</td> <td>.....</td> <td>78.12</td> <td>34.83</td> <td>34.83</td> <td>38.68</td> <td>38.42</td> <td>144</td> <td>183 Average</td> </tr> </tbody> </table>	Peak	Freq	Level	Over	Limit	ReadAntenna	Cable	Preamp	A/Pos	T/Pos	Remark		MHz	dBuV/m	dB	dBuV/m	dB	dB	dB	cm	deg		1 *	5825.00	100.70	31.49	68.38	34.83	34.83	38.68	38.42	144	183 Peak	2	5825.00	93.21	78.12	34.83	34.83	38.68	38.42	144	183 Average
Peak	Freq	Level	Over	Limit	ReadAntenna	Cable	Preamp	A/Pos	T/Pos	Remark																																																																																																						
	MHz	dBuV/m	dB	dBuV/m	dB	dB	dB	cm	deg																																																																																																							
1	5854.00	51.05	30.31	111.26	36.82	34.53	38.64	38.48	144	183 Peak																																																																																																						
2	5867.40	51.98	54.35	187.35	37.87	34.93	38.73	38.53	144	183 Peak																																																																																																						
3	5916.30	52.30	131.77	74.69	37.68	35.69	38.75	38.54	144	183 Peak																																																																																																						
4	5998.00	51.83	161.27	68.38	36.64	35.18	38.78	38.49	144	183 Peak																																																																																																						
Peak	Freq	Level	Over	Limit	ReadAntenna	Cable	Preamp	A/Pos	T/Pos	Remark																																																																																																						
	MHz	dBuV/m	dB	dBuV/m	dB	dB	dB	cm	deg																																																																																																							
1 *	5825.00	100.70	31.49	68.38	34.83	34.83	38.68	38.42	144	183 Peak																																																																																																						
2	5825.00	93.21	78.12	34.83	34.83	38.68	38.42	144	183 Average																																																																																																						
WIFI	UNII-3 5725~5850MHz Band Edge @ 3m																																																																																																															
ANT	802.11a CH165 5825MHz																																																																																																															
1	Vertical	Fundamental																																																																																																														
Peak	 <p>Site : 03CH02-SZ Condition : PEAK_BE(B4)_16-24 3m HF_ANT_3117_0107 VERTICAL Project : 211916-01 Mode : Mode 32 SN : #19 GIB227012194000K Plane : Z with Accessory setting : GM power setting 15</p> <table border="1"> <thead> <tr> <th>Peak</th> <th>Freq</th> <th>Level</th> <th>Over</th> <th>Limit</th> <th>ReadAntenna</th> <th>Cable</th> <th>Preamp</th> <th>A/Pos</th> <th>T/Pos</th> <th>Remark</th> </tr> <tr> <th></th> <th>MHz</th> <th>dBuV/m</th> <th>dB</th> <th>dBuV/m</th> <th>dB</th> <th>dB</th> <th>dB</th> <th>cm</th> <th>deg</th> <th></th> </tr> </thead> <tbody> <tr> <td>1</td> <td>5851.69</td> <td>52.34</td> <td>66.21</td> <td>118.55</td> <td>37.24</td> <td>34.90</td> <td>38.68</td> <td>38.48</td> <td>144</td> <td>172 Peak</td> </tr> <tr> <td>2</td> <td>5868.49</td> <td>51.66</td> <td>171.43</td> <td>100.29</td> <td>36.55</td> <td>34.23</td> <td>38.73</td> <td>38.53</td> <td>144</td> <td>172 Peak</td> </tr> <tr> <td>3</td> <td>5986.40</td> <td>52.11</td> <td>29.72</td> <td>81.93</td> <td>37.82</td> <td>35.83</td> <td>38.75</td> <td>38.59</td> <td>144</td> <td>172 Peak</td> </tr> <tr> <td>4</td> <td>5932.00</td> <td>51.28</td> <td>151.18</td> <td>65.38</td> <td>36.92</td> <td>35.07</td> <td>38.75</td> <td>38.54</td> <td>144</td> <td>172 Peak</td> </tr> </tbody> </table>	Peak	Freq	Level	Over	Limit	ReadAntenna	Cable	Preamp	A/Pos	T/Pos	Remark		MHz	dBuV/m	dB	dBuV/m	dB	dB	dB	cm	deg		1	5851.69	52.34	66.21	118.55	37.24	34.90	38.68	38.48	144	172 Peak	2	5868.49	51.66	171.43	100.29	36.55	34.23	38.73	38.53	144	172 Peak	3	5986.40	52.11	29.72	81.93	37.82	35.83	38.75	38.59	144	172 Peak	4	5932.00	51.28	151.18	65.38	36.92	35.07	38.75	38.54	144	172 Peak	 <p>Site : 03CH02-SZ Condition : PART 15.407 3m HF_ANT_3117_0107 VERTICAL Project : 211916-01 Mode : Mode 32 SN : #19 GIB227012194000K Plane : Z with Accessory setting : GM power setting 15</p> <table border="1"> <thead> <tr> <th>Peak</th> <th>Freq</th> <th>Level</th> <th>Over</th> <th>Limit</th> <th>ReadAntenna</th> <th>Cable</th> <th>Preamp</th> <th>A/Pos</th> <th>T/Pos</th> <th>Remark</th> </tr> <tr> <th></th> <th>MHz</th> <th>dBuV/m</th> <th>dB</th> <th>dBuV/m</th> <th>dB</th> <th>dB</th> <th>dB</th> <th>cm</th> <th>deg</th> <th></th> </tr> </thead> <tbody> <tr> <td>1 *</td> <td>5825.00</td> <td>103.22</td> <td>34.92</td> <td>68.38</td> <td>38.13</td> <td>34.83</td> <td>38.68</td> <td>38.42</td> <td>144</td> <td>172 Peak</td> </tr> <tr> <td>2</td> <td>5825.00</td> <td>95.88</td> <td>.....</td> <td>81.79</td> <td>34.83</td> <td>34.83</td> <td>38.68</td> <td>38.42</td> <td>144</td> <td>172 Average</td> </tr> </tbody> </table>	Peak	Freq	Level	Over	Limit	ReadAntenna	Cable	Preamp	A/Pos	T/Pos	Remark		MHz	dBuV/m	dB	dBuV/m	dB	dB	dB	cm	deg		1 *	5825.00	103.22	34.92	68.38	38.13	34.83	38.68	38.42	144	172 Peak	2	5825.00	95.88	81.79	34.83	34.83	38.68	38.42	144	172 Average
Peak	Freq	Level	Over	Limit	ReadAntenna	Cable	Preamp	A/Pos	T/Pos	Remark																																																																																																						
	MHz	dBuV/m	dB	dBuV/m	dB	dB	dB	cm	deg																																																																																																							
1	5851.69	52.34	66.21	118.55	37.24	34.90	38.68	38.48	144	172 Peak																																																																																																						
2	5868.49	51.66	171.43	100.29	36.55	34.23	38.73	38.53	144	172 Peak																																																																																																						
3	5986.40	52.11	29.72	81.93	37.82	35.83	38.75	38.59	144	172 Peak																																																																																																						
4	5932.00	51.28	151.18	65.38	36.92	35.07	38.75	38.54	144	172 Peak																																																																																																						
Peak	Freq	Level	Over	Limit	ReadAntenna	Cable	Preamp	A/Pos	T/Pos	Remark																																																																																																						
	MHz	dBuV/m	dB	dBuV/m	dB	dB	dB	cm	deg																																																																																																							
1 *	5825.00	103.22	34.92	68.38	38.13	34.83	38.68	38.42	144	172 Peak																																																																																																						
2	5825.00	95.88	81.79	34.83	34.83	38.68	38.42	144	172 Average																																																																																																						



**UNII-3 5725~5850MHz
WIFI 802.11n HT20 (Band Edge @ 3m)**

WIFI	UNII-3 5725~5850MHz Band Edge @ 3m																																																																																																											
ANT	802.11n HT20 CH149 5745MHz																																																																																																											
1	Horizontal	Fundamental																																																																																																										
Peak	<p>Site : 02CH02-02 Condition : PEAK_BE(B4)_16.24 3m HF_ANT_3117_0107 HORIZONTAL Project : 211916-01 Mode : Mode 33 SN : #19 G8B227012194000K Plane : Z with Accessory setting : MCS0 power setting 16</p> <table border="1"> <thead> <tr> <th>Line</th> <th>Freq</th> <th>Level</th> <th>Limit</th> <th>Line</th> <th>Level Factor</th> <th>Loss Factor</th> <th>A/Pos</th> <th>T/Pos</th> <th>Remark</th> </tr> <tr> <th></th> <th>MHz</th> <th>dBuV/m</th> <th>dB</th> <th>dBuV/m</th> <th>dB</th> <th>dB</th> <th>dB</th> <th>cm</th> <th>deg</th> </tr> </thead> <tbody> <tr> <td>1</td> <td>5631.40</td> <td>51.48</td> <td>-16.82</td> <td>68.30</td> <td>37.84</td> <td>34.30</td> <td>38.58</td> <td>38.44</td> <td>169</td> <td>105 Peak</td> </tr> <tr> <td>2</td> <td>5696.40</td> <td>52.68</td> <td>-18.02</td> <td>181.55</td> <td>38.12</td> <td>34.30</td> <td>38.58</td> <td>38.53</td> <td>169</td> <td>105 Peak</td> </tr> <tr> <td>3</td> <td>5719.40</td> <td>53.40</td> <td>-17.28</td> <td>119.69</td> <td>38.71</td> <td>34.37</td> <td>38.43</td> <td>38.49</td> <td>169</td> <td>105 Peak</td> </tr> <tr> <td>4</td> <td>5726.00</td> <td>53.24</td> <td>-15.38</td> <td>122.62</td> <td>38.55</td> <td>34.37</td> <td>38.43</td> <td>38.49</td> <td>169</td> <td>105 Peak</td> </tr> </tbody> </table>	Line	Freq	Level	Limit	Line	Level Factor	Loss Factor	A/Pos	T/Pos	Remark		MHz	dBuV/m	dB	dBuV/m	dB	dB	dB	cm	deg	1	5631.40	51.48	-16.82	68.30	37.84	34.30	38.58	38.44	169	105 Peak	2	5696.40	52.68	-18.02	181.55	38.12	34.30	38.58	38.53	169	105 Peak	3	5719.40	53.40	-17.28	119.69	38.71	34.37	38.43	38.49	169	105 Peak	4	5726.00	53.24	-15.38	122.62	38.55	34.37	38.43	38.49	169	105 Peak	<p>Site : 02CH02-02 Condition : PART 15.407 3m HF_ANT_3117_0107 HORIZONTAL Project : 211916-01 Mode : Mode 33 SN : #19 G8B227012194000K Plane : Z with Accessory setting : MCS0 power setting 16</p> <table border="1"> <thead> <tr> <th>Line</th> <th>Freq</th> <th>Level</th> <th>Limit</th> <th>Line</th> <th>Level Factor</th> <th>Loss Factor</th> <th>A/Pos</th> <th>T/Pos</th> <th>Remark</th> </tr> <tr> <th></th> <th>MHz</th> <th>dBuV/m</th> <th>dB</th> <th>dBuV/m</th> <th>dB</th> <th>dB</th> <th>dB</th> <th>cm</th> <th>deg</th> </tr> </thead> <tbody> <tr> <td>1</td> <td>5745.00</td> <td>181.52</td> <td>33.22</td> <td>68.30</td> <td>86.74</td> <td>34.68</td> <td>38.62</td> <td>38.44</td> <td>169</td> <td>105 Peak</td> </tr> <tr> <td>2</td> <td>5745.00</td> <td>181.52</td> <td>.....</td> <td>.....</td> <td>86.74</td> <td>34.68</td> <td>38.62</td> <td>38.44</td> <td>169</td> <td>105 Average</td> </tr> </tbody> </table>	Line	Freq	Level	Limit	Line	Level Factor	Loss Factor	A/Pos	T/Pos	Remark		MHz	dBuV/m	dB	dBuV/m	dB	dB	dB	cm	deg	1	5745.00	181.52	33.22	68.30	86.74	34.68	38.62	38.44	169	105 Peak	2	5745.00	181.52	86.74	34.68	38.62	38.44	169	105 Average
Line	Freq	Level	Limit	Line	Level Factor	Loss Factor	A/Pos	T/Pos	Remark																																																																																																			
	MHz	dBuV/m	dB	dBuV/m	dB	dB	dB	cm	deg																																																																																																			
1	5631.40	51.48	-16.82	68.30	37.84	34.30	38.58	38.44	169	105 Peak																																																																																																		
2	5696.40	52.68	-18.02	181.55	38.12	34.30	38.58	38.53	169	105 Peak																																																																																																		
3	5719.40	53.40	-17.28	119.69	38.71	34.37	38.43	38.49	169	105 Peak																																																																																																		
4	5726.00	53.24	-15.38	122.62	38.55	34.37	38.43	38.49	169	105 Peak																																																																																																		
Line	Freq	Level	Limit	Line	Level Factor	Loss Factor	A/Pos	T/Pos	Remark																																																																																																			
	MHz	dBuV/m	dB	dBuV/m	dB	dB	dB	cm	deg																																																																																																			
1	5745.00	181.52	33.22	68.30	86.74	34.68	38.62	38.44	169	105 Peak																																																																																																		
2	5745.00	181.52	86.74	34.68	38.62	38.44	169	105 Average																																																																																																		
WIFI	UNII-3 5725~5850MHz Band Edge @ 3m																																																																																																											
ANT	802.11n HT20 CH149 5745MHz																																																																																																											
1	Vertical	Fundamental																																																																																																										
Peak	<p>Site : 02CH02-02 Condition : PEAK_BE(B4)_16.24 3m HF_ANT_3117_0107 VERTICAL Project : 211916-01 Mode : Mode 33 SN : #19 G8B227012194000K Plane : Z with Accessory setting : MCS0 power setting 16</p> <table border="1"> <thead> <tr> <th>Line</th> <th>Freq</th> <th>Level</th> <th>Limit</th> <th>Line</th> <th>Level Factor</th> <th>Loss Factor</th> <th>A/Pos</th> <th>T/Pos</th> <th>Remark</th> </tr> <tr> <th></th> <th>MHz</th> <th>dBuV/m</th> <th>dB</th> <th>dBuV/m</th> <th>dB</th> <th>dB</th> <th>dB</th> <th>cm</th> <th>deg</th> </tr> </thead> <tbody> <tr> <td>1</td> <td>5646.00</td> <td>52.25</td> <td>-16.85</td> <td>68.30</td> <td>37.81</td> <td>34.30</td> <td>38.58</td> <td>38.44</td> <td>178</td> <td>103 Peak</td> </tr> <tr> <td>2</td> <td>5693.00</td> <td>52.45</td> <td>-18.08</td> <td>180.49</td> <td>37.89</td> <td>34.30</td> <td>38.58</td> <td>38.53</td> <td>178</td> <td>103 Peak</td> </tr> <tr> <td>3</td> <td>5719.00</td> <td>53.33</td> <td>-17.19</td> <td>119.52</td> <td>38.64</td> <td>34.37</td> <td>38.43</td> <td>38.49</td> <td>178</td> <td>103 Peak</td> </tr> <tr> <td>4</td> <td>5725.00</td> <td>55.79</td> <td>-16.50</td> <td>122.20</td> <td>41.81</td> <td>34.37</td> <td>38.43</td> <td>38.49</td> <td>178</td> <td>103 Peak</td> </tr> </tbody> </table>	Line	Freq	Level	Limit	Line	Level Factor	Loss Factor	A/Pos	T/Pos	Remark		MHz	dBuV/m	dB	dBuV/m	dB	dB	dB	cm	deg	1	5646.00	52.25	-16.85	68.30	37.81	34.30	38.58	38.44	178	103 Peak	2	5693.00	52.45	-18.08	180.49	37.89	34.30	38.58	38.53	178	103 Peak	3	5719.00	53.33	-17.19	119.52	38.64	34.37	38.43	38.49	178	103 Peak	4	5725.00	55.79	-16.50	122.20	41.81	34.37	38.43	38.49	178	103 Peak	<p>Site : 02CH02-02 Condition : PART 15.407 3m HF_ANT_3117_0107 VERTICAL Project : 211916-01 Mode : Mode 33 SN : #19 G8B227012194000K Plane : Z with Accessory setting : MCS0 power setting 16</p> <table border="1"> <thead> <tr> <th>Line</th> <th>Freq</th> <th>Level</th> <th>Limit</th> <th>Line</th> <th>Level Factor</th> <th>Loss Factor</th> <th>A/Pos</th> <th>T/Pos</th> <th>Remark</th> </tr> <tr> <th></th> <th>MHz</th> <th>dBuV/m</th> <th>dB</th> <th>dBuV/m</th> <th>dB</th> <th>dB</th> <th>dB</th> <th>cm</th> <th>deg</th> </tr> </thead> <tbody> <tr> <td>1</td> <td>5745.00</td> <td>181.56</td> <td>35.26</td> <td>68.30</td> <td>88.78</td> <td>34.68</td> <td>38.62</td> <td>38.44</td> <td>178</td> <td>103 Peak</td> </tr> <tr> <td>2</td> <td>5745.00</td> <td>181.53</td> <td>.....</td> <td>.....</td> <td>81.45</td> <td>34.68</td> <td>38.62</td> <td>38.44</td> <td>178</td> <td>103 Average</td> </tr> </tbody> </table>	Line	Freq	Level	Limit	Line	Level Factor	Loss Factor	A/Pos	T/Pos	Remark		MHz	dBuV/m	dB	dBuV/m	dB	dB	dB	cm	deg	1	5745.00	181.56	35.26	68.30	88.78	34.68	38.62	38.44	178	103 Peak	2	5745.00	181.53	81.45	34.68	38.62	38.44	178	103 Average
Line	Freq	Level	Limit	Line	Level Factor	Loss Factor	A/Pos	T/Pos	Remark																																																																																																			
	MHz	dBuV/m	dB	dBuV/m	dB	dB	dB	cm	deg																																																																																																			
1	5646.00	52.25	-16.85	68.30	37.81	34.30	38.58	38.44	178	103 Peak																																																																																																		
2	5693.00	52.45	-18.08	180.49	37.89	34.30	38.58	38.53	178	103 Peak																																																																																																		
3	5719.00	53.33	-17.19	119.52	38.64	34.37	38.43	38.49	178	103 Peak																																																																																																		
4	5725.00	55.79	-16.50	122.20	41.81	34.37	38.43	38.49	178	103 Peak																																																																																																		
Line	Freq	Level	Limit	Line	Level Factor	Loss Factor	A/Pos	T/Pos	Remark																																																																																																			
	MHz	dBuV/m	dB	dBuV/m	dB	dB	dB	cm	deg																																																																																																			
1	5745.00	181.56	35.26	68.30	88.78	34.68	38.62	38.44	178	103 Peak																																																																																																		
2	5745.00	181.53	81.45	34.68	38.62	38.44	178	103 Average																																																																																																		



WIFI	UNII-3 5725~5850MHz Band Edge @ 3m																																																																																																																									
ANT	802.11n HT20 CH157 5785MHz																																																																																																																									
1	Horizontal	Fundamental																																																																																																																								
Peak	<p>Date: 1 Date: 2022-05-27</p> <p>Site : 03CH02-SZ Condition : PEAK_BE(BA)_16-24 3m HF_ANT_3117_0107 HORIZONTAL Project : 211916-01 Mode : Mode 34 SN : #19 G0B227012194000K Plane : Z with Accessory setting : MCS0 power setting 16</p> <table border="1"> <thead> <tr> <th>Peak</th> <th>Freq</th> <th>Level</th> <th>Limit</th> <th>Over</th> <th>Line</th> <th>ReadAntenna</th> <th>Cable</th> <th>Preamp</th> <th>A/Pos</th> <th>T/Pos</th> <th>Remark</th> </tr> <tr> <th></th> <th>MHz</th> <th>dBuV/m</th> <th>dB</th> <th>dBuV/m</th> <th>dBuV/m</th> <th>dB/m</th> <th>dB</th> <th>dB</th> <th>cm</th> <th>deg</th> <th></th> </tr> </thead> <tbody> <tr> <td>1</td> <td>5641.49</td> <td>52.58</td> <td>-15.72</td> <td>66.30</td> <td>38.14</td> <td>34.38</td> <td>18.55</td> <td>38.44</td> <td>282</td> <td></td> <td>174 Peak</td> </tr> <tr> <td>2</td> <td>5687.89</td> <td>53.33</td> <td>-14.41</td> <td>95.64</td> <td>38.67</td> <td>34.38</td> <td>18.55</td> <td>38.53</td> <td>282</td> <td></td> <td>174 Peak</td> </tr> <tr> <td>3</td> <td>5785.08</td> <td>52.68</td> <td>-14.93</td> <td>187.61</td> <td>38.83</td> <td>34.53</td> <td>18.61</td> <td>38.49</td> <td>282</td> <td></td> <td>174 Peak</td> </tr> <tr> <td>4</td> <td>5794.39</td> <td>51.35</td> <td>-17.83</td> <td>128.38</td> <td>37.86</td> <td>34.37</td> <td>18.63</td> <td>38.49</td> <td>282</td> <td></td> <td>174 Peak</td> </tr> </tbody> </table>	Peak	Freq	Level	Limit	Over	Line	ReadAntenna	Cable	Preamp	A/Pos	T/Pos	Remark		MHz	dBuV/m	dB	dBuV/m	dBuV/m	dB/m	dB	dB	cm	deg		1	5641.49	52.58	-15.72	66.30	38.14	34.38	18.55	38.44	282		174 Peak	2	5687.89	53.33	-14.41	95.64	38.67	34.38	18.55	38.53	282		174 Peak	3	5785.08	52.68	-14.93	187.61	38.83	34.53	18.61	38.49	282		174 Peak	4	5794.39	51.35	-17.83	128.38	37.86	34.37	18.63	38.49	282		174 Peak	<p>Date: 2 Date: 2022-05-27</p> <p>Site : 03CH02-SZ Condition : PART 15.407 3m HF_ANT_3117_0107 HORIZONTAL Project : 211916-01 Mode : Mode 34 SN : #19 G0B227012194000K Plane : Z with Accessory setting : MCS0 power setting 16</p> <table border="1"> <thead> <tr> <th>Peak</th> <th>Freq</th> <th>Level</th> <th>Limit</th> <th>Over</th> <th>Line</th> <th>ReadAntenna</th> <th>Cable</th> <th>Preamp</th> <th>A/Pos</th> <th>T/Pos</th> <th>Remark</th> </tr> <tr> <th></th> <th>MHz</th> <th>dBuV/m</th> <th>dB</th> <th>dBuV/m</th> <th>dBuV/m</th> <th>dB/m</th> <th>dB</th> <th>dB</th> <th>cm</th> <th>deg</th> <th></th> </tr> </thead> <tbody> <tr> <td>1</td> <td>5785.08</td> <td>162.28</td> <td>33.98</td> <td>68.38</td> <td>87.33</td> <td>34.67</td> <td>18.64</td> <td>38.36</td> <td>282</td> <td></td> <td>174 Peak</td> </tr> <tr> <td>2</td> <td>5785.08</td> <td>151.43</td> <td>.....</td> <td>88.48</td> <td>34.67</td> <td>18.64</td> <td>38.36</td> <td>282</td> <td></td> <td></td> <td>174 Average</td> </tr> </tbody> </table>	Peak	Freq	Level	Limit	Over	Line	ReadAntenna	Cable	Preamp	A/Pos	T/Pos	Remark		MHz	dBuV/m	dB	dBuV/m	dBuV/m	dB/m	dB	dB	cm	deg		1	5785.08	162.28	33.98	68.38	87.33	34.67	18.64	38.36	282		174 Peak	2	5785.08	151.43	88.48	34.67	18.64	38.36	282			174 Average
Peak	Freq	Level	Limit	Over	Line	ReadAntenna	Cable	Preamp	A/Pos	T/Pos	Remark																																																																																																															
	MHz	dBuV/m	dB	dBuV/m	dBuV/m	dB/m	dB	dB	cm	deg																																																																																																																
1	5641.49	52.58	-15.72	66.30	38.14	34.38	18.55	38.44	282		174 Peak																																																																																																															
2	5687.89	53.33	-14.41	95.64	38.67	34.38	18.55	38.53	282		174 Peak																																																																																																															
3	5785.08	52.68	-14.93	187.61	38.83	34.53	18.61	38.49	282		174 Peak																																																																																																															
4	5794.39	51.35	-17.83	128.38	37.86	34.37	18.63	38.49	282		174 Peak																																																																																																															
Peak	Freq	Level	Limit	Over	Line	ReadAntenna	Cable	Preamp	A/Pos	T/Pos	Remark																																																																																																															
	MHz	dBuV/m	dB	dBuV/m	dBuV/m	dB/m	dB	dB	cm	deg																																																																																																																
1	5785.08	162.28	33.98	68.38	87.33	34.67	18.64	38.36	282		174 Peak																																																																																																															
2	5785.08	151.43	88.48	34.67	18.64	38.36	282			174 Average																																																																																																															
Peak	<p>Date: 3 Date: 2022-05-27</p> <p>Site : 03CH02-SZ Condition : PEAK_BE(BA)_16-24 3m HF_ANT_3117_0107 HORIZONTAL Project : 211916-01 Mode : Mode 34 SN : #19 G0B227012194000K Plane : Z with Accessory setting : MCS0 power setting 16</p> <table border="1"> <thead> <tr> <th>Peak</th> <th>Freq</th> <th>Level</th> <th>Limit</th> <th>Over</th> <th>Line</th> <th>ReadAntenna</th> <th>Cable</th> <th>Preamp</th> <th>A/Pos</th> <th>T/Pos</th> <th>Remark</th> </tr> <tr> <th></th> <th>MHz</th> <th>dBuV/m</th> <th>dB</th> <th>dBuV/m</th> <th>dBuV/m</th> <th>dB/m</th> <th>dB</th> <th>dB</th> <th>cm</th> <th>deg</th> <th></th> </tr> </thead> <tbody> <tr> <td>1</td> <td>5852.28</td> <td>52.66</td> <td>-14.52</td> <td>117.18</td> <td>37.56</td> <td>34.90</td> <td>18.68</td> <td>38.48</td> <td>282</td> <td></td> <td>174 Peak</td> </tr> <tr> <td>2</td> <td>5856.88</td> <td>52.41</td> <td>-17.28</td> <td>138.08</td> <td>37.20</td> <td>34.93</td> <td>18.73</td> <td>38.48</td> <td>282</td> <td></td> <td>174 Peak</td> </tr> <tr> <td>3</td> <td>5883.88</td> <td>54.15</td> <td>-14.52</td> <td>98.67</td> <td>39.86</td> <td>34.97</td> <td>18.73</td> <td>38.59</td> <td>282</td> <td></td> <td>174 Peak</td> </tr> <tr> <td>4</td> <td>5934.08</td> <td>52.77</td> <td>-15.53</td> <td>68.38</td> <td>37.41</td> <td>35.07</td> <td>18.78</td> <td>38.49</td> <td>282</td> <td></td> <td>174 Peak</td> </tr> </tbody> </table>	Peak	Freq	Level	Limit	Over	Line	ReadAntenna	Cable	Preamp	A/Pos	T/Pos	Remark		MHz	dBuV/m	dB	dBuV/m	dBuV/m	dB/m	dB	dB	cm	deg		1	5852.28	52.66	-14.52	117.18	37.56	34.90	18.68	38.48	282		174 Peak	2	5856.88	52.41	-17.28	138.08	37.20	34.93	18.73	38.48	282		174 Peak	3	5883.88	54.15	-14.52	98.67	39.86	34.97	18.73	38.59	282		174 Peak	4	5934.08	52.77	-15.53	68.38	37.41	35.07	18.78	38.49	282		174 Peak	Left blank																																																
Peak	Freq	Level	Limit	Over	Line	ReadAntenna	Cable	Preamp	A/Pos	T/Pos	Remark																																																																																																															
	MHz	dBuV/m	dB	dBuV/m	dBuV/m	dB/m	dB	dB	cm	deg																																																																																																																
1	5852.28	52.66	-14.52	117.18	37.56	34.90	18.68	38.48	282		174 Peak																																																																																																															
2	5856.88	52.41	-17.28	138.08	37.20	34.93	18.73	38.48	282		174 Peak																																																																																																															
3	5883.88	54.15	-14.52	98.67	39.86	34.97	18.73	38.59	282		174 Peak																																																																																																															
4	5934.08	52.77	-15.53	68.38	37.41	35.07	18.78	38.49	282		174 Peak																																																																																																															



WIFI	UNII-3 5725~5850MHz Band Edge @ 3m																																																																																																															
ANT	802.11n HT20 CH157 5785MHz																																																																																																															
1	Vertical	Fundamental																																																																																																														
Peak	<p>Date: 4 Date: 2022-05-27</p> <p>Site : 03CH02-SZ Condition : PEAK_BE(B4)_16-24 3m HF_ANT_3117_0107 VERTICAL Project : 211916-01 Mode : Mode 34 SN : #19 G0B227012194000K Plane : Z with Accessory setting : MCS0 power setting 16</p> <table border="1"> <thead> <tr> <th>Peak</th> <th>Freq</th> <th>Level</th> <th>Over</th> <th>Limit</th> <th>ReadAntenna</th> <th>Cable</th> <th>Preamp</th> <th>A/Pos</th> <th>T/Pos</th> <th>Remark</th> </tr> <tr> <th></th> <th>MHz</th> <th>dBuV/m</th> <th>dB</th> <th>dBuV/m</th> <th>dBuV</th> <th>dB/m</th> <th>dB</th> <th>dB</th> <th>cm</th> <th>deg</th> </tr> </thead> <tbody> <tr> <td>1</td> <td>5626.09</td> <td>52.43</td> <td>-15.89</td> <td>68.38</td> <td>37.95</td> <td>34.38</td> <td>18.56</td> <td>38.48</td> <td>176</td> <td>168 Peak</td> </tr> <tr> <td>2</td> <td>5695.09</td> <td>52.88</td> <td>-16.47</td> <td>100.55</td> <td>38.32</td> <td>34.38</td> <td>18.55</td> <td>38.53</td> <td>176</td> <td>168 Peak</td> </tr> <tr> <td>3</td> <td>5711.09</td> <td>54.37</td> <td>-14.14</td> <td>100.51</td> <td>39.72</td> <td>34.53</td> <td>18.61</td> <td>38.49</td> <td>176</td> <td>168 Peak</td> </tr> <tr> <td>4</td> <td>5721.09</td> <td>51.53</td> <td>-15.35</td> <td>114.45</td> <td>37.84</td> <td>34.37</td> <td>18.63</td> <td>38.49</td> <td>176</td> <td>168 Peak</td> </tr> </tbody> </table>	Peak	Freq	Level	Over	Limit	ReadAntenna	Cable	Preamp	A/Pos	T/Pos	Remark		MHz	dBuV/m	dB	dBuV/m	dBuV	dB/m	dB	dB	cm	deg	1	5626.09	52.43	-15.89	68.38	37.95	34.38	18.56	38.48	176	168 Peak	2	5695.09	52.88	-16.47	100.55	38.32	34.38	18.55	38.53	176	168 Peak	3	5711.09	54.37	-14.14	100.51	39.72	34.53	18.61	38.49	176	168 Peak	4	5721.09	51.53	-15.35	114.45	37.84	34.37	18.63	38.49	176	168 Peak	<p>Date: 5 Date: 2022-05-27</p> <p>Site : 03CH02-SZ Condition : PART 15.407 3m HF_ANT_3117_0107 VERTICAL Project : 211916-01 Mode : Mode 34 SN : #19 G0B227012194000K Plane : Z with Accessory setting : MCS0 power setting 16</p> <table border="1"> <thead> <tr> <th>Peak</th> <th>Freq</th> <th>Level</th> <th>Over</th> <th>Limit</th> <th>ReadAntenna</th> <th>Cable</th> <th>Preamp</th> <th>A/Pos</th> <th>T/Pos</th> <th>Remark</th> </tr> <tr> <th></th> <th>MHz</th> <th>dBuV/m</th> <th>dB</th> <th>dBuV/m</th> <th>dBuV</th> <th>dB/m</th> <th>dB</th> <th>dB</th> <th>cm</th> <th>deg</th> </tr> </thead> <tbody> <tr> <td>1</td> <td>5785.00</td> <td>140.00</td> <td>35.69</td> <td>68.38</td> <td>89.84</td> <td>34.67</td> <td>18.64</td> <td>38.36</td> <td>176</td> <td>168 Peak</td> </tr> <tr> <td>2</td> <td>5785.00</td> <td>107.65</td> <td>.....</td> <td>82.74</td> <td>34.67</td> <td>18.64</td> <td>38.36</td> <td>176</td> <td>168 Average</td> <td></td> </tr> </tbody> </table>	Peak	Freq	Level	Over	Limit	ReadAntenna	Cable	Preamp	A/Pos	T/Pos	Remark		MHz	dBuV/m	dB	dBuV/m	dBuV	dB/m	dB	dB	cm	deg	1	5785.00	140.00	35.69	68.38	89.84	34.67	18.64	38.36	176	168 Peak	2	5785.00	107.65	82.74	34.67	18.64	38.36	176	168 Average	
Peak	Freq	Level	Over	Limit	ReadAntenna	Cable	Preamp	A/Pos	T/Pos	Remark																																																																																																						
	MHz	dBuV/m	dB	dBuV/m	dBuV	dB/m	dB	dB	cm	deg																																																																																																						
1	5626.09	52.43	-15.89	68.38	37.95	34.38	18.56	38.48	176	168 Peak																																																																																																						
2	5695.09	52.88	-16.47	100.55	38.32	34.38	18.55	38.53	176	168 Peak																																																																																																						
3	5711.09	54.37	-14.14	100.51	39.72	34.53	18.61	38.49	176	168 Peak																																																																																																						
4	5721.09	51.53	-15.35	114.45	37.84	34.37	18.63	38.49	176	168 Peak																																																																																																						
Peak	Freq	Level	Over	Limit	ReadAntenna	Cable	Preamp	A/Pos	T/Pos	Remark																																																																																																						
	MHz	dBuV/m	dB	dBuV/m	dBuV	dB/m	dB	dB	cm	deg																																																																																																						
1	5785.00	140.00	35.69	68.38	89.84	34.67	18.64	38.36	176	168 Peak																																																																																																						
2	5785.00	107.65	82.74	34.67	18.64	38.36	176	168 Average																																																																																																							
Peak	<p>Date: 6 Date: 2022-05-27</p> <p>Site : 03CH02-SZ Condition : PEAK_BE(B4)_16-24 3m HF_ANT_3117_0107 VERTICAL Project : 211916-01 Mode : Mode 34 SN : #19 G0B227012194000K Plane : Z with Accessory setting : MCS0 power setting 16</p> <table border="1"> <thead> <tr> <th>Peak</th> <th>Freq</th> <th>Level</th> <th>Over</th> <th>Limit</th> <th>ReadAntenna</th> <th>Cable</th> <th>Preamp</th> <th>A/Pos</th> <th>T/Pos</th> <th>Remark</th> </tr> <tr> <th></th> <th>MHz</th> <th>dBuV/m</th> <th>dB</th> <th>dBuV/m</th> <th>dBuV</th> <th>dB/m</th> <th>dB</th> <th>dB</th> <th>cm</th> <th>deg</th> </tr> </thead> <tbody> <tr> <td>1</td> <td>5854.00</td> <td>52.37</td> <td>-16.89</td> <td>111.26</td> <td>37.24</td> <td>34.93</td> <td>18.68</td> <td>38.48</td> <td>176</td> <td>168 Peak</td> </tr> <tr> <td>2</td> <td>5868.00</td> <td>52.87</td> <td>-17.48</td> <td>100.00</td> <td>37.38</td> <td>34.93</td> <td>18.73</td> <td>38.53</td> <td>176</td> <td>168 Peak</td> </tr> <tr> <td>3</td> <td>5904.00</td> <td>53.35</td> <td>-15.89</td> <td>68.04</td> <td>37.97</td> <td>35.97</td> <td>18.75</td> <td>38.54</td> <td>176</td> <td>168 Peak</td> </tr> <tr> <td>4</td> <td>5939.00</td> <td>52.92</td> <td>-15.38</td> <td>68.38</td> <td>37.53</td> <td>35.18</td> <td>18.78</td> <td>38.49</td> <td>176</td> <td>168 Peak</td> </tr> </tbody> </table>	Peak	Freq	Level	Over	Limit	ReadAntenna	Cable	Preamp	A/Pos	T/Pos	Remark		MHz	dBuV/m	dB	dBuV/m	dBuV	dB/m	dB	dB	cm	deg	1	5854.00	52.37	-16.89	111.26	37.24	34.93	18.68	38.48	176	168 Peak	2	5868.00	52.87	-17.48	100.00	37.38	34.93	18.73	38.53	176	168 Peak	3	5904.00	53.35	-15.89	68.04	37.97	35.97	18.75	38.54	176	168 Peak	4	5939.00	52.92	-15.38	68.38	37.53	35.18	18.78	38.49	176	168 Peak	Left blank																																												
Peak	Freq	Level	Over	Limit	ReadAntenna	Cable	Preamp	A/Pos	T/Pos	Remark																																																																																																						
	MHz	dBuV/m	dB	dBuV/m	dBuV	dB/m	dB	dB	cm	deg																																																																																																						
1	5854.00	52.37	-16.89	111.26	37.24	34.93	18.68	38.48	176	168 Peak																																																																																																						
2	5868.00	52.87	-17.48	100.00	37.38	34.93	18.73	38.53	176	168 Peak																																																																																																						
3	5904.00	53.35	-15.89	68.04	37.97	35.97	18.75	38.54	176	168 Peak																																																																																																						
4	5939.00	52.92	-15.38	68.38	37.53	35.18	18.78	38.49	176	168 Peak																																																																																																						



WIFI	UNII-3 5725~5850MHz Band Edge @ 3m																																																																																																										
ANT	802.11n HT20 CH165 5825MHz																																																																																																										
1	Horizontal	Fundamental																																																																																																									
Peak	<p>Date: 2 Date: 2022-05-27</p> <p>Site : 03CH02-SZ Condition : PEAK_BE(BA)_16-24 3m HF_ANT_3117_0107 HORIZONTAL Project : 211916-01 Mode : Mode 35 SN : #19 GBZ27012194000K Plane : Z with Accessory setting : MCS0 power setting 16</p> <table border="1"> <thead> <tr> <th>Freq</th> <th>Level</th> <th>Over</th> <th>Limit</th> <th>ReadAntenna</th> <th>Cable</th> <th>Preamp</th> <th>A/Pos</th> <th>T/Pos</th> <th>Remark</th> </tr> <tr> <th>MHz</th> <th>dBuV/m</th> <th>dB</th> <th>dBuV/m</th> <th>dBuV</th> <th>dB/m</th> <th>dB</th> <th>dB</th> <th>cm</th> <th>deg</th> </tr> </thead> <tbody> <tr> <td>1</td> <td>5825.28</td> <td>51.65</td> <td>-68.97</td> <td>112.62</td> <td>36.52</td> <td>34.93</td> <td>18.68</td> <td>38.48</td> <td>180</td> <td>284 Peak</td> </tr> <tr> <td>2</td> <td>5825.88</td> <td>51.62</td> <td>-66.98</td> <td>108.63</td> <td>36.51</td> <td>34.93</td> <td>18.73</td> <td>38.53</td> <td>180</td> <td>284 Peak</td> </tr> <tr> <td>3</td> <td>5884.88</td> <td>51.17</td> <td>-46.75</td> <td>97.92</td> <td>36.88</td> <td>34.97</td> <td>18.71</td> <td>38.59</td> <td>180</td> <td>284 Peak</td> </tr> <tr> <td>4</td> <td>5948.68</td> <td>51.07</td> <td>-15.62</td> <td>68.28</td> <td>37.08</td> <td>35.18</td> <td>18.78</td> <td>38.45</td> <td>180</td> <td>284 Peak</td> </tr> </tbody> </table>	Freq	Level	Over	Limit	ReadAntenna	Cable	Preamp	A/Pos	T/Pos	Remark	MHz	dBuV/m	dB	dBuV/m	dBuV	dB/m	dB	dB	cm	deg	1	5825.28	51.65	-68.97	112.62	36.52	34.93	18.68	38.48	180	284 Peak	2	5825.88	51.62	-66.98	108.63	36.51	34.93	18.73	38.53	180	284 Peak	3	5884.88	51.17	-46.75	97.92	36.88	34.97	18.71	38.59	180	284 Peak	4	5948.68	51.07	-15.62	68.28	37.08	35.18	18.78	38.45	180	284 Peak	<p>Date: 1 Date: 2022-05-27</p> <p>Site : 03CH02-SZ Condition : PART 15.407 3m HF_ANT_3117_0107 HORIZONTAL Project : 211916-01 Mode : Mode 35 SN : #19 GBZ27012194000K Plane : Z with Accessory setting : MCS0 power setting 16</p> <table border="1"> <thead> <tr> <th>Freq</th> <th>Level</th> <th>Over</th> <th>Limit</th> <th>ReadAntenna</th> <th>Cable</th> <th>Preamp</th> <th>A/Pos</th> <th>T/Pos</th> <th>Remark</th> </tr> <tr> <th>MHz</th> <th>dBuV/m</th> <th>dB</th> <th>dBuV/m</th> <th>dBuV</th> <th>dB/m</th> <th>dB</th> <th>dB</th> <th>cm</th> <th>deg</th> </tr> </thead> <tbody> <tr> <td>1</td> <td>5825.00</td> <td>97.84</td> <td>-29.54</td> <td>68.38</td> <td>82.75</td> <td>34.83</td> <td>18.68</td> <td>38.42</td> <td>180</td> <td>284 Peak</td> </tr> <tr> <td>2</td> <td>5825.00</td> <td>108.68</td> <td>.....</td> <td>75.51</td> <td>36.82</td> <td>18.68</td> <td>38.42</td> <td>180</td> <td>284 Average</td> </tr> </tbody> </table>	Freq	Level	Over	Limit	ReadAntenna	Cable	Preamp	A/Pos	T/Pos	Remark	MHz	dBuV/m	dB	dBuV/m	dBuV	dB/m	dB	dB	cm	deg	1	5825.00	97.84	-29.54	68.38	82.75	34.83	18.68	38.42	180	284 Peak	2	5825.00	108.68	75.51	36.82	18.68	38.42	180	284 Average
Freq	Level	Over	Limit	ReadAntenna	Cable	Preamp	A/Pos	T/Pos	Remark																																																																																																		
MHz	dBuV/m	dB	dBuV/m	dBuV	dB/m	dB	dB	cm	deg																																																																																																		
1	5825.28	51.65	-68.97	112.62	36.52	34.93	18.68	38.48	180	284 Peak																																																																																																	
2	5825.88	51.62	-66.98	108.63	36.51	34.93	18.73	38.53	180	284 Peak																																																																																																	
3	5884.88	51.17	-46.75	97.92	36.88	34.97	18.71	38.59	180	284 Peak																																																																																																	
4	5948.68	51.07	-15.62	68.28	37.08	35.18	18.78	38.45	180	284 Peak																																																																																																	
Freq	Level	Over	Limit	ReadAntenna	Cable	Preamp	A/Pos	T/Pos	Remark																																																																																																		
MHz	dBuV/m	dB	dBuV/m	dBuV	dB/m	dB	dB	cm	deg																																																																																																		
1	5825.00	97.84	-29.54	68.38	82.75	34.83	18.68	38.42	180	284 Peak																																																																																																	
2	5825.00	108.68	75.51	36.82	18.68	38.42	180	284 Average																																																																																																		



WIFI	UNII-3 5725~5850MHz Band Edge @ 3m																																																																																																																																													
ANT	802.11n HT20 CH165 5825MHz																																																																																																																																													
1	Vertical	Fundamental																																																																																																																																												
Peak	<p>Date: 4 Date: 2022-05-27</p> <p>Site : 03CH02-SZ Condition : PEAK_BE(BA)_16-24 3m HF_ANT_3117_0107 VERTICAL Project : 211916-01 Mode : Mode 35 SN : #19 G8E227012194000K Plane : Z with Accessory setting : MCS0 power setting 16</p> <table border="1"> <thead> <tr> <th>Peak</th> <th>Freq</th> <th>Level</th> <th>Limit</th> <th>Over</th> <th>Line</th> <th>Level</th> <th>Factor</th> <th>ReadAntenna</th> <th>Cable</th> <th>Preamp</th> <th>A/Pos</th> <th>T/Pos</th> <th>Remark</th> </tr> <tr> <th></th> <th>MHz</th> <th>dBuV/m</th> <th>dB</th> <th>dBuV/m</th> <th>dBuV</th> <th>dB/m</th> <th>dB</th> <th>dB</th> <th>dB</th> <th>dB</th> <th>cm</th> <th>deg</th> <th></th> </tr> </thead> <tbody> <tr> <td>1</td> <td>5825.00</td> <td>54.56</td> <td>-65.82</td> <td>120.38</td> <td>39.46</td> <td>34.98</td> <td>18.68</td> <td>38.48</td> <td>167</td> <td>167</td> <td></td> <td></td> <td>Peak</td> </tr> <tr> <td>2</td> <td>5825.00</td> <td>51.56</td> <td>-68.82</td> <td>109.62</td> <td>36.85</td> <td>34.23</td> <td>18.73</td> <td>38.53</td> <td>167</td> <td>167</td> <td></td> <td></td> <td>Peak</td> </tr> <tr> <td>3</td> <td>5986.00</td> <td>53.89</td> <td>-69.13</td> <td>82.22</td> <td>37.98</td> <td>35.83</td> <td>18.75</td> <td>38.59</td> <td>167</td> <td>167</td> <td></td> <td></td> <td>Peak</td> </tr> <tr> <td>4</td> <td>5998.00</td> <td>51.43</td> <td>-71.87</td> <td>69.28</td> <td>37.15</td> <td>35.87</td> <td>18.75</td> <td>38.54</td> <td>167</td> <td>167</td> <td></td> <td></td> <td>Peak</td> </tr> </tbody> </table>	Peak	Freq	Level	Limit	Over	Line	Level	Factor	ReadAntenna	Cable	Preamp	A/Pos	T/Pos	Remark		MHz	dBuV/m	dB	dBuV/m	dBuV	dB/m	dB	dB	dB	dB	cm	deg		1	5825.00	54.56	-65.82	120.38	39.46	34.98	18.68	38.48	167	167			Peak	2	5825.00	51.56	-68.82	109.62	36.85	34.23	18.73	38.53	167	167			Peak	3	5986.00	53.89	-69.13	82.22	37.98	35.83	18.75	38.59	167	167			Peak	4	5998.00	51.43	-71.87	69.28	37.15	35.87	18.75	38.54	167	167			Peak	<p>Date: 3 Date: 2022-05-27</p> <p>Site : 03CH02-SZ Condition : PART 15.407 3m HF_ANT_3117_0107 VERTICAL Project : 211916-01 Mode : Mode 35 SN : #19 G8E227012194000K Plane : Z with Accessory setting : MCS0 power setting 16</p> <table border="1"> <thead> <tr> <th>Peak</th> <th>Freq</th> <th>Level</th> <th>Limit</th> <th>Over</th> <th>Line</th> <th>Level</th> <th>Factor</th> <th>ReadAntenna</th> <th>Cable</th> <th>Preamp</th> <th>A/Pos</th> <th>T/Pos</th> <th>Remark</th> </tr> <tr> <th></th> <th>MHz</th> <th>dBuV/m</th> <th>dB</th> <th>dBuV/m</th> <th>dBuV</th> <th>dB/m</th> <th>dB</th> <th>dB</th> <th>dB</th> <th>dB</th> <th>cm</th> <th>deg</th> <th></th> </tr> </thead> <tbody> <tr> <td>1</td> <td>5825.00</td> <td>140.38</td> <td>35.88</td> <td>68.38</td> <td>88.29</td> <td>34.83</td> <td>18.68</td> <td>38.42</td> <td>167</td> <td>167</td> <td></td> <td></td> <td>Peak</td> </tr> <tr> <td>2</td> <td>5825.00</td> <td>106.27</td> <td>.....</td> <td>81.48</td> <td>35.82</td> <td>18.68</td> <td>38.42</td> <td>167</td> <td>167</td> <td></td> <td></td> <td></td> <td>Average</td> </tr> </tbody> </table>	Peak	Freq	Level	Limit	Over	Line	Level	Factor	ReadAntenna	Cable	Preamp	A/Pos	T/Pos	Remark		MHz	dBuV/m	dB	dBuV/m	dBuV	dB/m	dB	dB	dB	dB	cm	deg		1	5825.00	140.38	35.88	68.38	88.29	34.83	18.68	38.42	167	167			Peak	2	5825.00	106.27	81.48	35.82	18.68	38.42	167	167				Average
	Peak	Freq	Level	Limit	Over	Line	Level	Factor	ReadAntenna	Cable	Preamp	A/Pos	T/Pos	Remark																																																																																																																																
	MHz	dBuV/m	dB	dBuV/m	dBuV	dB/m	dB	dB	dB	dB	cm	deg																																																																																																																																		
1	5825.00	54.56	-65.82	120.38	39.46	34.98	18.68	38.48	167	167			Peak																																																																																																																																	
2	5825.00	51.56	-68.82	109.62	36.85	34.23	18.73	38.53	167	167			Peak																																																																																																																																	
3	5986.00	53.89	-69.13	82.22	37.98	35.83	18.75	38.59	167	167			Peak																																																																																																																																	
4	5998.00	51.43	-71.87	69.28	37.15	35.87	18.75	38.54	167	167			Peak																																																																																																																																	
Peak	Freq	Level	Limit	Over	Line	Level	Factor	ReadAntenna	Cable	Preamp	A/Pos	T/Pos	Remark																																																																																																																																	
	MHz	dBuV/m	dB	dBuV/m	dBuV	dB/m	dB	dB	dB	dB	cm	deg																																																																																																																																		
1	5825.00	140.38	35.88	68.38	88.29	34.83	18.68	38.42	167	167			Peak																																																																																																																																	
2	5825.00	106.27	81.48	35.82	18.68	38.42	167	167				Average																																																																																																																																	



UNII-3 5725~5850MHz
WIFI 802.11n HT40 (Band Edge @ 3m)

WIFI	UNII-3 5725~5850MHz Band Edge @ 3m																																																																																																						
ANT	802.11n HT40 CH151 5755MHz																																																																																																						
1	Horizontal	Fundamental																																																																																																					
Peak	<p>Date: 2022-05-27</p> <p>Level (dBuV/m)</p> <p>Frequency (MHz)</p> <p>Site : 03CH02-SZ Condition : PEAK_BE@4L16-24 3m HP ANT_3117_0107 HORIZONTAL RSW: 1000.000kHz VBW: 3000.000kHz Project : 211916-01 Mode : Mode 36 SN : #19 G0B227012194000K Plane : Z with Accessory MCSO power setting 15</p> <table border="1"> <thead> <tr> <th>Freq</th> <th>Level</th> <th>Limit</th> <th>Line</th> <th>Level Factor</th> <th>Loss Factor</th> <th>A/Pos</th> <th>T/Pos</th> <th>Remark</th> </tr> <tr> <th>MHz</th> <th>dBuV/m</th> <th>dB</th> <th>dBuV/m</th> <th>dBuV</th> <th>dB/m</th> <th>dB</th> <th>cm</th> <th>deg</th> </tr> </thead> <tbody> <tr> <td>1</td> <td>5625.68</td> <td>52.11</td> <td>-16.19</td> <td>68.30</td> <td>37.63</td> <td>34.30</td> <td>18.56</td> <td>30.48</td> <td>100</td> <td>190 Peak</td> </tr> <tr> <td>2</td> <td>5668.88</td> <td>53.35</td> <td>-15.87</td> <td>186.32</td> <td>38.69</td> <td>34.30</td> <td>18.59</td> <td>30.53</td> <td>100</td> <td>190 Peak</td> </tr> <tr> <td>3</td> <td>5719.48</td> <td>53.58</td> <td>-17.13</td> <td>119.63</td> <td>38.81</td> <td>34.57</td> <td>18.61</td> <td>30.49</td> <td>100</td> <td>190 Peak</td> </tr> <tr> <td>4</td> <td>5752.88</td> <td>54.35</td> <td>-15.36</td> <td>117.64</td> <td>40.66</td> <td>34.57</td> <td>18.63</td> <td>30.49</td> <td>100</td> <td>190 Peak</td> </tr> </tbody> </table>	Freq	Level	Limit	Line	Level Factor	Loss Factor	A/Pos	T/Pos	Remark	MHz	dBuV/m	dB	dBuV/m	dBuV	dB/m	dB	cm	deg	1	5625.68	52.11	-16.19	68.30	37.63	34.30	18.56	30.48	100	190 Peak	2	5668.88	53.35	-15.87	186.32	38.69	34.30	18.59	30.53	100	190 Peak	3	5719.48	53.58	-17.13	119.63	38.81	34.57	18.61	30.49	100	190 Peak	4	5752.88	54.35	-15.36	117.64	40.66	34.57	18.63	30.49	100	190 Peak	<p>Date: 2022-05-27</p> <p>Level (dBuV/m)</p> <p>Frequency (MHz)</p> <p>Site : 03CH02-SZ Condition : FUND15.407 3m HP ANT_3117_0107 HORIZONTAL RSW: 1000.000kHz VBW: 3000.000kHz Project : 211916-01 Mode : Mode 36 SN : #19 G0B227012194000K Plane : Z with Accessory MCSO power setting 15</p> <table border="1"> <thead> <tr> <th>Freq</th> <th>Level</th> <th>Limit</th> <th>Line</th> <th>Level Factor</th> <th>Loss Factor</th> <th>A/Pos</th> <th>T/Pos</th> <th>Remark</th> </tr> <tr> <th>MHz</th> <th>dBuV/m</th> <th>dB</th> <th>dBuV/m</th> <th>dBuV</th> <th>dB/m</th> <th>dB</th> <th>cm</th> <th>deg</th> </tr> </thead> <tbody> <tr> <td>1</td> <td>5755.00</td> <td>95.96</td> <td>27.66</td> <td>68.30</td> <td>81.15</td> <td>34.63</td> <td>18.62</td> <td>30.44</td> <td>100</td> <td>190 Peak</td> </tr> <tr> <td>2</td> <td>5755.00</td> <td>89.25</td> <td>.....</td> <td>74.44</td> <td>24.63</td> <td>18.62</td> <td>30.44</td> <td>100</td> <td>190 Average</td> </tr> </tbody> </table>	Freq	Level	Limit	Line	Level Factor	Loss Factor	A/Pos	T/Pos	Remark	MHz	dBuV/m	dB	dBuV/m	dBuV	dB/m	dB	cm	deg	1	5755.00	95.96	27.66	68.30	81.15	34.63	18.62	30.44	100	190 Peak	2	5755.00	89.25	74.44	24.63	18.62	30.44	100	190 Average
Freq	Level	Limit	Line	Level Factor	Loss Factor	A/Pos	T/Pos	Remark																																																																																															
MHz	dBuV/m	dB	dBuV/m	dBuV	dB/m	dB	cm	deg																																																																																															
1	5625.68	52.11	-16.19	68.30	37.63	34.30	18.56	30.48	100	190 Peak																																																																																													
2	5668.88	53.35	-15.87	186.32	38.69	34.30	18.59	30.53	100	190 Peak																																																																																													
3	5719.48	53.58	-17.13	119.63	38.81	34.57	18.61	30.49	100	190 Peak																																																																																													
4	5752.88	54.35	-15.36	117.64	40.66	34.57	18.63	30.49	100	190 Peak																																																																																													
Freq	Level	Limit	Line	Level Factor	Loss Factor	A/Pos	T/Pos	Remark																																																																																															
MHz	dBuV/m	dB	dBuV/m	dBuV	dB/m	dB	cm	deg																																																																																															
1	5755.00	95.96	27.66	68.30	81.15	34.63	18.62	30.44	100	190 Peak																																																																																													
2	5755.00	89.25	74.44	24.63	18.62	30.44	100	190 Average																																																																																														
Peak	<p>Date: 2022-05-27</p> <p>Level (dBuV/m)</p> <p>Frequency (MHz)</p> <p>Site : 03CH02-SZ Condition : PEAK_BE@4L16-24 3m HP ANT_3117_0107 HORIZONTAL RSW: 1000.000kHz VBW: 3000.000kHz Project : 211916-01 Mode : Mode 36 SN : #19 G0B227012194000K Plane : Z with Accessory MCSO power setting 15</p> <table border="1"> <thead> <tr> <th>Freq</th> <th>Level</th> <th>Limit</th> <th>Line</th> <th>Level Factor</th> <th>Loss Factor</th> <th>A/Pos</th> <th>T/Pos</th> <th>Remark</th> </tr> <tr> <th>MHz</th> <th>dBuV/m</th> <th>dB</th> <th>dBuV/m</th> <th>dBuV</th> <th>dB/m</th> <th>dB</th> <th>cm</th> <th>deg</th> </tr> </thead> <tbody> <tr> <td>1</td> <td>5852.68</td> <td>52.44</td> <td>-15.83</td> <td>116.27</td> <td>37.34</td> <td>34.90</td> <td>18.68</td> <td>30.48</td> <td>100</td> <td>190 Peak</td> </tr> <tr> <td>2</td> <td>5871.28</td> <td>52.86</td> <td>-15.40</td> <td>186.26</td> <td>37.71</td> <td>34.90</td> <td>18.71</td> <td>30.53</td> <td>100</td> <td>190 Peak</td> </tr> <tr> <td>3</td> <td>5896.88</td> <td>52.54</td> <td>-17.97</td> <td>98.52</td> <td>37.38</td> <td>35.90</td> <td>18.75</td> <td>30.59</td> <td>100</td> <td>190 Peak</td> </tr> <tr> <td>4</td> <td>5947.88</td> <td>54.35</td> <td>-13.95</td> <td>68.30</td> <td>38.96</td> <td>35.10</td> <td>18.78</td> <td>30.49</td> <td>100</td> <td>190 Peak</td> </tr> </tbody> </table>	Freq	Level	Limit	Line	Level Factor	Loss Factor	A/Pos	T/Pos	Remark	MHz	dBuV/m	dB	dBuV/m	dBuV	dB/m	dB	cm	deg	1	5852.68	52.44	-15.83	116.27	37.34	34.90	18.68	30.48	100	190 Peak	2	5871.28	52.86	-15.40	186.26	37.71	34.90	18.71	30.53	100	190 Peak	3	5896.88	52.54	-17.97	98.52	37.38	35.90	18.75	30.59	100	190 Peak	4	5947.88	54.35	-13.95	68.30	38.96	35.10	18.78	30.49	100	190 Peak	Left blank																																							
Freq	Level	Limit	Line	Level Factor	Loss Factor	A/Pos	T/Pos	Remark																																																																																															
MHz	dBuV/m	dB	dBuV/m	dBuV	dB/m	dB	cm	deg																																																																																															
1	5852.68	52.44	-15.83	116.27	37.34	34.90	18.68	30.48	100	190 Peak																																																																																													
2	5871.28	52.86	-15.40	186.26	37.71	34.90	18.71	30.53	100	190 Peak																																																																																													
3	5896.88	52.54	-17.97	98.52	37.38	35.90	18.75	30.59	100	190 Peak																																																																																													
4	5947.88	54.35	-13.95	68.30	38.96	35.10	18.78	30.49	100	190 Peak																																																																																													



WIFI	UNII-3 5725~5850MHz Band Edge @ 3m																																																																																																										
ANT	802.11n HT40 CH151 5755MHz																																																																																																										
1	Vertical	Fundamental																																																																																																									
Peak	<p>Date: 4 Date: 2022-05-27</p> <p>Site : 03CH02-SZ Condition : PEAK_BE(B4)_16-24 3m HF ANT_3117_0107 VERTICAL RBW: 1000.000kHz VBW: 3000.000kHz Project : 211916-01 Mode : Mode 36 Site : #19 02B227012194000K Plane : Z with Accessory setting : MCSO power setting 15</p> <table border="1"> <thead> <tr> <th>Freq</th> <th>Level</th> <th>Over</th> <th>Limit</th> <th>ReadAntenna</th> <th>Cable</th> <th>Preamp</th> <th>A/Pos</th> <th>T/Pos</th> <th>Remark</th> </tr> <tr> <th>MHz</th> <th>dBuV/m</th> <th>dB</th> <th>dBuV/m</th> <th>dBuV</th> <th>dB/m</th> <th>dB</th> <th>dB</th> <th>cm</th> <th>deg</th> </tr> </thead> <tbody> <tr> <td>1</td> <td>5696.20</td> <td>51.96</td> <td>-16.34</td> <td>68.30</td> <td>37.50</td> <td>34.30</td> <td>18.56</td> <td>30.48</td> <td>177</td> <td>170 Peak</td> </tr> <tr> <td>2</td> <td>5697.20</td> <td>53.00</td> <td>-18.14</td> <td>103.14</td> <td>38.44</td> <td>34.50</td> <td>18.55</td> <td>30.53</td> <td>177</td> <td>170 Peak</td> </tr> <tr> <td>3</td> <td>5700.00</td> <td>55.82</td> <td>-15.87</td> <td>105.05</td> <td>40.37</td> <td>34.53</td> <td>18.63</td> <td>30.45</td> <td>177</td> <td>170 Peak</td> </tr> <tr> <td>4</td> <td>5724.00</td> <td>54.95</td> <td>-14.99</td> <td>119.92</td> <td>40.24</td> <td>34.57</td> <td>18.63</td> <td>30.49</td> <td>177</td> <td>170 Peak</td> </tr> </tbody> </table>	Freq	Level	Over	Limit	ReadAntenna	Cable	Preamp	A/Pos	T/Pos	Remark	MHz	dBuV/m	dB	dBuV/m	dBuV	dB/m	dB	dB	cm	deg	1	5696.20	51.96	-16.34	68.30	37.50	34.30	18.56	30.48	177	170 Peak	2	5697.20	53.00	-18.14	103.14	38.44	34.50	18.55	30.53	177	170 Peak	3	5700.00	55.82	-15.87	105.05	40.37	34.53	18.63	30.45	177	170 Peak	4	5724.00	54.95	-14.99	119.92	40.24	34.57	18.63	30.49	177	170 Peak	<p>Date: 5 Date: 2022-05-27</p> <p>Site : 03CH02-SZ Condition : PART 15.407 3m HF ANT_3117_0107 VERTICAL RBW: 1000.000kHz VBW: 3000.000kHz Project : 211916-01 Mode : Mode 36 Site : #19 02B227012194000K Plane : Z with Accessory setting : MCSO power setting 15</p> <table border="1"> <thead> <tr> <th>Freq</th> <th>Level</th> <th>Over</th> <th>Limit</th> <th>ReadAntenna</th> <th>Cable</th> <th>Preamp</th> <th>A/Pos</th> <th>T/Pos</th> <th>Remark</th> </tr> <tr> <th>MHz</th> <th>dBuV/m</th> <th>dB</th> <th>dBuV/m</th> <th>dBuV</th> <th>dB/m</th> <th>dB</th> <th>dB</th> <th>cm</th> <th>deg</th> </tr> </thead> <tbody> <tr> <td>1</td> <td>5755.00</td> <td>100.01</td> <td>31.71</td> <td>68.30</td> <td>85.20</td> <td>34.63</td> <td>19.62</td> <td>30.44</td> <td>177</td> <td>170 Peak</td> </tr> <tr> <td>2</td> <td>5755.00</td> <td>93.81</td> <td>.....</td> <td>78.20</td> <td>34.63</td> <td>19.62</td> <td>30.44</td> <td>177</td> <td>170 Average</td> </tr> </tbody> </table>	Freq	Level	Over	Limit	ReadAntenna	Cable	Preamp	A/Pos	T/Pos	Remark	MHz	dBuV/m	dB	dBuV/m	dBuV	dB/m	dB	dB	cm	deg	1	5755.00	100.01	31.71	68.30	85.20	34.63	19.62	30.44	177	170 Peak	2	5755.00	93.81	78.20	34.63	19.62	30.44	177	170 Average
Freq	Level	Over	Limit	ReadAntenna	Cable	Preamp	A/Pos	T/Pos	Remark																																																																																																		
MHz	dBuV/m	dB	dBuV/m	dBuV	dB/m	dB	dB	cm	deg																																																																																																		
1	5696.20	51.96	-16.34	68.30	37.50	34.30	18.56	30.48	177	170 Peak																																																																																																	
2	5697.20	53.00	-18.14	103.14	38.44	34.50	18.55	30.53	177	170 Peak																																																																																																	
3	5700.00	55.82	-15.87	105.05	40.37	34.53	18.63	30.45	177	170 Peak																																																																																																	
4	5724.00	54.95	-14.99	119.92	40.24	34.57	18.63	30.49	177	170 Peak																																																																																																	
Freq	Level	Over	Limit	ReadAntenna	Cable	Preamp	A/Pos	T/Pos	Remark																																																																																																		
MHz	dBuV/m	dB	dBuV/m	dBuV	dB/m	dB	dB	cm	deg																																																																																																		
1	5755.00	100.01	31.71	68.30	85.20	34.63	19.62	30.44	177	170 Peak																																																																																																	
2	5755.00	93.81	78.20	34.63	19.62	30.44	177	170 Average																																																																																																		
Peak	<p>Date: 6 Date: 2022-05-27</p> <p>Site : 03CH02-SZ Condition : PEAK_BE(B4)_16-24 3m HF ANT_3117_0107 VERTICAL RBW: 1000.000kHz VBW: 3000.000kHz Project : 211916-01 Mode : Mode 36 Site : #19 02B227012194000K Plane : Z with Accessory setting : MCSO power setting 15</p> <table border="1"> <thead> <tr> <th>Freq</th> <th>Level</th> <th>Over</th> <th>Limit</th> <th>ReadAntenna</th> <th>Cable</th> <th>Preamp</th> <th>A/Pos</th> <th>T/Pos</th> <th>Remark</th> </tr> <tr> <th>MHz</th> <th>dBuV/m</th> <th>dB</th> <th>dBuV/m</th> <th>dBuV</th> <th>dB/m</th> <th>dB</th> <th>dB</th> <th>cm</th> <th>deg</th> </tr> </thead> <tbody> <tr> <td>1</td> <td>5851.00</td> <td>52.63</td> <td>-16.93</td> <td>113.54</td> <td>37.48</td> <td>34.93</td> <td>18.60</td> <td>30.48</td> <td>177</td> <td>170 Peak</td> </tr> <tr> <td>2</td> <td>5861.00</td> <td>52.87</td> <td>-16.14</td> <td>100.01</td> <td>37.76</td> <td>34.93</td> <td>18.73</td> <td>30.53</td> <td>177</td> <td>170 Peak</td> </tr> <tr> <td>3</td> <td>5897.20</td> <td>53.47</td> <td>-15.26</td> <td>88.73</td> <td>38.31</td> <td>35.00</td> <td>18.75</td> <td>30.59</td> <td>177</td> <td>170 Peak</td> </tr> <tr> <td>4</td> <td>5924.00</td> <td>51.94</td> <td>-15.30</td> <td>60.30</td> <td>37.58</td> <td>35.07</td> <td>18.70</td> <td>30.49</td> <td>177</td> <td>170 Peak</td> </tr> </tbody> </table>	Freq	Level	Over	Limit	ReadAntenna	Cable	Preamp	A/Pos	T/Pos	Remark	MHz	dBuV/m	dB	dBuV/m	dBuV	dB/m	dB	dB	cm	deg	1	5851.00	52.63	-16.93	113.54	37.48	34.93	18.60	30.48	177	170 Peak	2	5861.00	52.87	-16.14	100.01	37.76	34.93	18.73	30.53	177	170 Peak	3	5897.20	53.47	-15.26	88.73	38.31	35.00	18.75	30.59	177	170 Peak	4	5924.00	51.94	-15.30	60.30	37.58	35.07	18.70	30.49	177	170 Peak	Left blank																																									
Freq	Level	Over	Limit	ReadAntenna	Cable	Preamp	A/Pos	T/Pos	Remark																																																																																																		
MHz	dBuV/m	dB	dBuV/m	dBuV	dB/m	dB	dB	cm	deg																																																																																																		
1	5851.00	52.63	-16.93	113.54	37.48	34.93	18.60	30.48	177	170 Peak																																																																																																	
2	5861.00	52.87	-16.14	100.01	37.76	34.93	18.73	30.53	177	170 Peak																																																																																																	
3	5897.20	53.47	-15.26	88.73	38.31	35.00	18.75	30.59	177	170 Peak																																																																																																	
4	5924.00	51.94	-15.30	60.30	37.58	35.07	18.70	30.49	177	170 Peak																																																																																																	



WIFI	UNII-3 5725~5850MHz Band Edge @ 3m																																																																																																																									
ANT	802.11n HT40 CH159 5795MHz																																																																																																																									
1	Horizontal	Fundamental																																																																																																																								
Peak	<p>Date: 1 Date: 2022-05-27</p> <p>Site : 03CH02-SZ Condition : PEAK_BE(BA)_16-24 3m HF_ANT_3117_0107 HORIZONTAL Project : 211916-01 Mode : Mode 37 SN : #19 G0B227012194000K Plane : Z with Accessory setting : MCS0 power setting 15</p> <table border="1"> <thead> <tr> <th>Peak</th> <th>Freq</th> <th>Level</th> <th>Limit</th> <th>Over</th> <th>Line</th> <th>ReadAntenna</th> <th>Cable</th> <th>Preamp</th> <th>A/Pos</th> <th>T/Pos</th> <th>Remark</th> </tr> <tr> <th></th> <th>MHz</th> <th>dBuV/m</th> <th>dB</th> <th>dBuV/m</th> <th>dBuV/m</th> <th>dB/m</th> <th>dB</th> <th>dB</th> <th>ce</th> <th>deg</th> <th></th> </tr> </thead> <tbody> <tr> <td>1</td> <td>5621.49</td> <td>52.87</td> <td>-15.43</td> <td>68.30</td> <td>38.41</td> <td>34.38</td> <td>18.56</td> <td>38.48</td> <td>100</td> <td>190</td> <td>Peak</td> </tr> <tr> <td>2</td> <td>5689.49</td> <td>52.96</td> <td>-14.44</td> <td>97.49</td> <td>38.68</td> <td>34.38</td> <td>18.55</td> <td>38.53</td> <td>100</td> <td>190</td> <td>Peak</td> </tr> <tr> <td>3</td> <td>5786.88</td> <td>52.83</td> <td>-14.20</td> <td>187.11</td> <td>38.16</td> <td>34.53</td> <td>18.61</td> <td>38.49</td> <td>100</td> <td>190</td> <td>Peak</td> </tr> <tr> <td>4</td> <td>5724.89</td> <td>51.87</td> <td>-16.95</td> <td>135.92</td> <td>37.18</td> <td>34.37</td> <td>18.63</td> <td>38.49</td> <td>100</td> <td>190</td> <td>Peak</td> </tr> </tbody> </table>	Peak	Freq	Level	Limit	Over	Line	ReadAntenna	Cable	Preamp	A/Pos	T/Pos	Remark		MHz	dBuV/m	dB	dBuV/m	dBuV/m	dB/m	dB	dB	ce	deg		1	5621.49	52.87	-15.43	68.30	38.41	34.38	18.56	38.48	100	190	Peak	2	5689.49	52.96	-14.44	97.49	38.68	34.38	18.55	38.53	100	190	Peak	3	5786.88	52.83	-14.20	187.11	38.16	34.53	18.61	38.49	100	190	Peak	4	5724.89	51.87	-16.95	135.92	37.18	34.37	18.63	38.49	100	190	Peak	<p>Date: 2 Date: 2022-05-27</p> <p>Site : 03CH02-SZ Condition : PART 15.407 3m HF_ANT_3117_0107 HORIZONTAL Project : 211916-01 Mode : Mode 37 SN : #19 G0B227012194000K Plane : Z with Accessory setting : MCS0 power setting 15</p> <table border="1"> <thead> <tr> <th>Peak</th> <th>Freq</th> <th>Level</th> <th>Limit</th> <th>Over</th> <th>Line</th> <th>ReadAntenna</th> <th>Cable</th> <th>Preamp</th> <th>A/Pos</th> <th>T/Pos</th> <th>Remark</th> </tr> <tr> <th></th> <th>MHz</th> <th>dBuV/m</th> <th>dB</th> <th>dBuV/m</th> <th>dBuV/m</th> <th>dB/m</th> <th>dB</th> <th>dB</th> <th>ce</th> <th>deg</th> <th></th> </tr> </thead> <tbody> <tr> <td>1</td> <td>5795.00</td> <td>95.20</td> <td>27.00</td> <td>68.20</td> <td>88.22</td> <td>34.78</td> <td>18.64</td> <td>38.36</td> <td>100</td> <td>190</td> <td>Peak</td> </tr> <tr> <td>2</td> <td>5795.00</td> <td>95.20</td> <td>.....</td> <td>.....</td> <td>88.22</td> <td>34.78</td> <td>18.64</td> <td>38.36</td> <td>100</td> <td>190</td> <td>Average</td> </tr> </tbody> </table>	Peak	Freq	Level	Limit	Over	Line	ReadAntenna	Cable	Preamp	A/Pos	T/Pos	Remark		MHz	dBuV/m	dB	dBuV/m	dBuV/m	dB/m	dB	dB	ce	deg		1	5795.00	95.20	27.00	68.20	88.22	34.78	18.64	38.36	100	190	Peak	2	5795.00	95.20	88.22	34.78	18.64	38.36	100	190	Average
Peak	Freq	Level	Limit	Over	Line	ReadAntenna	Cable	Preamp	A/Pos	T/Pos	Remark																																																																																																															
	MHz	dBuV/m	dB	dBuV/m	dBuV/m	dB/m	dB	dB	ce	deg																																																																																																																
1	5621.49	52.87	-15.43	68.30	38.41	34.38	18.56	38.48	100	190	Peak																																																																																																															
2	5689.49	52.96	-14.44	97.49	38.68	34.38	18.55	38.53	100	190	Peak																																																																																																															
3	5786.88	52.83	-14.20	187.11	38.16	34.53	18.61	38.49	100	190	Peak																																																																																																															
4	5724.89	51.87	-16.95	135.92	37.18	34.37	18.63	38.49	100	190	Peak																																																																																																															
Peak	Freq	Level	Limit	Over	Line	ReadAntenna	Cable	Preamp	A/Pos	T/Pos	Remark																																																																																																															
	MHz	dBuV/m	dB	dBuV/m	dBuV/m	dB/m	dB	dB	ce	deg																																																																																																																
1	5795.00	95.20	27.00	68.20	88.22	34.78	18.64	38.36	100	190	Peak																																																																																																															
2	5795.00	95.20	88.22	34.78	18.64	38.36	100	190	Average																																																																																																															
Peak	<p>Date: 3 Date: 2022-05-27</p> <p>Site : 03CH02-SZ Condition : PEAK_BE(BA)_16-24 3m HF_ANT_3117_0107 HORIZONTAL Project : 211916-01 Mode : Mode 37 SN : #19 G0B227012194000K Plane : Z with Accessory setting : MCS0 power setting 15</p> <table border="1"> <thead> <tr> <th>Peak</th> <th>Freq</th> <th>Level</th> <th>Limit</th> <th>Over</th> <th>Line</th> <th>ReadAntenna</th> <th>Cable</th> <th>Preamp</th> <th>A/Pos</th> <th>T/Pos</th> <th>Remark</th> </tr> <tr> <th></th> <th>MHz</th> <th>dBuV/m</th> <th>dB</th> <th>dBuV/m</th> <th>dBuV/m</th> <th>dB/m</th> <th>dB</th> <th>dB</th> <th>ce</th> <th>deg</th> <th></th> </tr> </thead> <tbody> <tr> <td>1</td> <td>5851.68</td> <td>51.86</td> <td>-16.69</td> <td>118.55</td> <td>36.76</td> <td>34.90</td> <td>18.68</td> <td>38.48</td> <td>100</td> <td>190</td> <td>Peak</td> </tr> <tr> <td>2</td> <td>5878.68</td> <td>52.42</td> <td>-15.90</td> <td>188.27</td> <td>37.27</td> <td>34.97</td> <td>18.73</td> <td>38.53</td> <td>100</td> <td>190</td> <td>Peak</td> </tr> <tr> <td>3</td> <td>5882.68</td> <td>53.29</td> <td>-11.45</td> <td>84.74</td> <td>38.13</td> <td>35.90</td> <td>18.75</td> <td>38.59</td> <td>100</td> <td>190</td> <td>Peak</td> </tr> <tr> <td>4</td> <td>5848.49</td> <td>53.14</td> <td>-15.16</td> <td>68.38</td> <td>37.75</td> <td>35.10</td> <td>18.78</td> <td>38.49</td> <td>100</td> <td>190</td> <td>Peak</td> </tr> </tbody> </table>	Peak	Freq	Level	Limit	Over	Line	ReadAntenna	Cable	Preamp	A/Pos	T/Pos	Remark		MHz	dBuV/m	dB	dBuV/m	dBuV/m	dB/m	dB	dB	ce	deg		1	5851.68	51.86	-16.69	118.55	36.76	34.90	18.68	38.48	100	190	Peak	2	5878.68	52.42	-15.90	188.27	37.27	34.97	18.73	38.53	100	190	Peak	3	5882.68	53.29	-11.45	84.74	38.13	35.90	18.75	38.59	100	190	Peak	4	5848.49	53.14	-15.16	68.38	37.75	35.10	18.78	38.49	100	190	Peak	Left blank																																																
Peak	Freq	Level	Limit	Over	Line	ReadAntenna	Cable	Preamp	A/Pos	T/Pos	Remark																																																																																																															
	MHz	dBuV/m	dB	dBuV/m	dBuV/m	dB/m	dB	dB	ce	deg																																																																																																																
1	5851.68	51.86	-16.69	118.55	36.76	34.90	18.68	38.48	100	190	Peak																																																																																																															
2	5878.68	52.42	-15.90	188.27	37.27	34.97	18.73	38.53	100	190	Peak																																																																																																															
3	5882.68	53.29	-11.45	84.74	38.13	35.90	18.75	38.59	100	190	Peak																																																																																																															
4	5848.49	53.14	-15.16	68.38	37.75	35.10	18.78	38.49	100	190	Peak																																																																																																															



WIFI	UNII-3 5725~5850MHz Band Edge @ 3m																																																																																																																									
ANT	802.11n HT40 CH159 5795MHz																																																																																																																									
1	Vertical	Fundamental																																																																																																																								
Peak	<p>Date: 4 Date: 2022-05-27</p> <p>Site : 03CH02-SZ Condition : PEAK_BE(BA)_16-24 3m HF_ANT_3117_0107 VERTICAL Project : 211916-01 Mode : Mode 37 SN : #19 GBZ27012194000K Plane : Z with Accessory setting : MCS0 power setting 15</p> <table border="1"> <thead> <tr> <th>Peak</th> <th>Freq</th> <th>Level</th> <th>Limit</th> <th>Over</th> <th>Line</th> <th>ReadAntenna</th> <th>Cable</th> <th>Preamp</th> <th>A/Pos</th> <th>T/Pos</th> <th>Remark</th> </tr> <tr> <th></th> <th>MHz</th> <th>dBuV/m</th> <th>dB</th> <th>dBuV/m</th> <th>dBuV/m</th> <th>dB/m</th> <th>dB</th> <th>dB</th> <th>cm</th> <th>deg</th> <th></th> </tr> </thead> <tbody> <tr> <td>1</td> <td>5630.00</td> <td>52.59</td> <td>-15.71</td> <td>68.30</td> <td>38.15</td> <td>34.30</td> <td>18.55</td> <td>30.44</td> <td>174</td> <td>170</td> <td>Peak</td> </tr> <tr> <td>2</td> <td>5651.00</td> <td>52.76</td> <td>-16.28</td> <td>69.02</td> <td>38.28</td> <td>34.30</td> <td>18.55</td> <td>30.53</td> <td>174</td> <td>170</td> <td>Peak</td> </tr> <tr> <td>3</td> <td>5793.00</td> <td>52.47</td> <td>-13.68</td> <td>106.15</td> <td>37.86</td> <td>34.53</td> <td>18.61</td> <td>30.53</td> <td>174</td> <td>170</td> <td>Peak</td> </tr> <tr> <td>4</td> <td>5722.00</td> <td>53.05</td> <td>-13.71</td> <td>110.36</td> <td>38.96</td> <td>34.37</td> <td>18.63</td> <td>30.49</td> <td>174</td> <td>170</td> <td>Peak</td> </tr> </tbody> </table>	Peak	Freq	Level	Limit	Over	Line	ReadAntenna	Cable	Preamp	A/Pos	T/Pos	Remark		MHz	dBuV/m	dB	dBuV/m	dBuV/m	dB/m	dB	dB	cm	deg		1	5630.00	52.59	-15.71	68.30	38.15	34.30	18.55	30.44	174	170	Peak	2	5651.00	52.76	-16.28	69.02	38.28	34.30	18.55	30.53	174	170	Peak	3	5793.00	52.47	-13.68	106.15	37.86	34.53	18.61	30.53	174	170	Peak	4	5722.00	53.05	-13.71	110.36	38.96	34.37	18.63	30.49	174	170	Peak	<p>Date: 5 Date: 2022-05-27</p> <p>Site : 03CH02-SZ Condition : PART 15.407 3m HF_ANT_3117_0107 VERTICAL Project : 211916-01 Mode : Mode 37 SN : #19 GBZ27012194000K Plane : Z with Accessory setting : MCS0 power setting 15</p> <table border="1"> <thead> <tr> <th>Peak</th> <th>Freq</th> <th>Level</th> <th>Limit</th> <th>Over</th> <th>Line</th> <th>ReadAntenna</th> <th>Cable</th> <th>Preamp</th> <th>A/Pos</th> <th>T/Pos</th> <th>Remark</th> </tr> <tr> <th></th> <th>MHz</th> <th>dBuV/m</th> <th>dB</th> <th>dBuV/m</th> <th>dBuV/m</th> <th>dB/m</th> <th>dB</th> <th>dB</th> <th>cm</th> <th>deg</th> <th></th> </tr> </thead> <tbody> <tr> <td>1</td> <td>5795.00</td> <td>98.00</td> <td>30.00</td> <td>68.30</td> <td>83.92</td> <td>34.78</td> <td>18.64</td> <td>30.36</td> <td>174</td> <td>170</td> <td>Peak</td> </tr> <tr> <td>2</td> <td>5795.00</td> <td>93.52</td> <td>.....</td> <td>76.54</td> <td>26.78</td> <td>18.64</td> <td>30.36</td> <td>174</td> <td>170</td> <td>170</td> <td>Average</td> </tr> </tbody> </table>	Peak	Freq	Level	Limit	Over	Line	ReadAntenna	Cable	Preamp	A/Pos	T/Pos	Remark		MHz	dBuV/m	dB	dBuV/m	dBuV/m	dB/m	dB	dB	cm	deg		1	5795.00	98.00	30.00	68.30	83.92	34.78	18.64	30.36	174	170	Peak	2	5795.00	93.52	76.54	26.78	18.64	30.36	174	170	170	Average
Peak	Freq	Level	Limit	Over	Line	ReadAntenna	Cable	Preamp	A/Pos	T/Pos	Remark																																																																																																															
	MHz	dBuV/m	dB	dBuV/m	dBuV/m	dB/m	dB	dB	cm	deg																																																																																																																
1	5630.00	52.59	-15.71	68.30	38.15	34.30	18.55	30.44	174	170	Peak																																																																																																															
2	5651.00	52.76	-16.28	69.02	38.28	34.30	18.55	30.53	174	170	Peak																																																																																																															
3	5793.00	52.47	-13.68	106.15	37.86	34.53	18.61	30.53	174	170	Peak																																																																																																															
4	5722.00	53.05	-13.71	110.36	38.96	34.37	18.63	30.49	174	170	Peak																																																																																																															
Peak	Freq	Level	Limit	Over	Line	ReadAntenna	Cable	Preamp	A/Pos	T/Pos	Remark																																																																																																															
	MHz	dBuV/m	dB	dBuV/m	dBuV/m	dB/m	dB	dB	cm	deg																																																																																																																
1	5795.00	98.00	30.00	68.30	83.92	34.78	18.64	30.36	174	170	Peak																																																																																																															
2	5795.00	93.52	76.54	26.78	18.64	30.36	174	170	170	Average																																																																																																															
Peak	<p>Date: 6 Date: 2022-05-27</p> <p>Site : 03CH02-SZ Condition : PEAK_BE(BA)_16-24 3m HF_ANT_3117_0107 VERTICAL Project : 211916-01 Mode : Mode 37 SN : #19 GBZ27012194000K Plane : Z with Accessory setting : MCS0 power setting 15</p> <table border="1"> <thead> <tr> <th>Peak</th> <th>Freq</th> <th>Level</th> <th>Limit</th> <th>Over</th> <th>Line</th> <th>ReadAntenna</th> <th>Cable</th> <th>Preamp</th> <th>A/Pos</th> <th>T/Pos</th> <th>Remark</th> </tr> <tr> <th></th> <th>MHz</th> <th>dBuV/m</th> <th>dB</th> <th>dBuV/m</th> <th>dBuV/m</th> <th>dB/m</th> <th>dB</th> <th>dB</th> <th>cm</th> <th>deg</th> <th></th> </tr> </thead> <tbody> <tr> <td>1</td> <td>5854.20</td> <td>53.91</td> <td>-19.61</td> <td>112.62</td> <td>37.88</td> <td>34.93</td> <td>18.68</td> <td>30.48</td> <td>174</td> <td>170</td> <td>Peak</td> </tr> <tr> <td>2</td> <td>5858.00</td> <td>53.79</td> <td>-19.06</td> <td>109.05</td> <td>38.08</td> <td>34.93</td> <td>18.73</td> <td>30.53</td> <td>174</td> <td>170</td> <td>Peak</td> </tr> <tr> <td>3</td> <td>5877.20</td> <td>53.11</td> <td>-18.30</td> <td>103.57</td> <td>38.86</td> <td>34.97</td> <td>18.73</td> <td>30.53</td> <td>174</td> <td>170</td> <td>Peak</td> </tr> <tr> <td>4</td> <td>5927.00</td> <td>53.00</td> <td>-15.28</td> <td>68.30</td> <td>37.04</td> <td>35.07</td> <td>18.70</td> <td>30.49</td> <td>174</td> <td>170</td> <td>Peak</td> </tr> </tbody> </table>	Peak	Freq	Level	Limit	Over	Line	ReadAntenna	Cable	Preamp	A/Pos	T/Pos	Remark		MHz	dBuV/m	dB	dBuV/m	dBuV/m	dB/m	dB	dB	cm	deg		1	5854.20	53.91	-19.61	112.62	37.88	34.93	18.68	30.48	174	170	Peak	2	5858.00	53.79	-19.06	109.05	38.08	34.93	18.73	30.53	174	170	Peak	3	5877.20	53.11	-18.30	103.57	38.86	34.97	18.73	30.53	174	170	Peak	4	5927.00	53.00	-15.28	68.30	37.04	35.07	18.70	30.49	174	170	Peak	Left blank																																																
Peak	Freq	Level	Limit	Over	Line	ReadAntenna	Cable	Preamp	A/Pos	T/Pos	Remark																																																																																																															
	MHz	dBuV/m	dB	dBuV/m	dBuV/m	dB/m	dB	dB	cm	deg																																																																																																																
1	5854.20	53.91	-19.61	112.62	37.88	34.93	18.68	30.48	174	170	Peak																																																																																																															
2	5858.00	53.79	-19.06	109.05	38.08	34.93	18.73	30.53	174	170	Peak																																																																																																															
3	5877.20	53.11	-18.30	103.57	38.86	34.97	18.73	30.53	174	170	Peak																																																																																																															
4	5927.00	53.00	-15.28	68.30	37.04	35.07	18.70	30.49	174	170	Peak																																																																																																															



UNII-3 5725~5850MHz
WIFI 802.11ac VHT80 (Band Edge @ 3m)

WIFI	UNII-3 5725~5850MHz Band Edge @ 3m																																																																																																											
ANT	802.11ac VHT80 CH155 5775MHz																																																																																																											
1	Horizontal	Fundamental																																																																																																										
Peak	<p>Date: 2022-05-27 PEAK_BE(B4)_16-23</p> <p>Site : 03CH02-SZ Condition : PEAK_BE(B4)_16-24 3m HF_ANT_3117_0107 HORIZONTAL Project : 211916-01 Mode : Mode 38 SN : #19 GB227012194000K Plane : Z with Accessory setting : MCS0 power setting 14</p> <table border="1"> <thead> <tr> <th>Freq</th> <th>Level</th> <th>Over</th> <th>Limit</th> <th>ReadAntenna</th> <th>Cable</th> <th>Preamp</th> <th>A/Pos</th> <th>T/Pos</th> <th>Remark</th> </tr> <tr> <th>MHz</th> <th>dBuV/m</th> <th>dB</th> <th>dBuV/m</th> <th>dBuV</th> <th>dB/m</th> <th>dB</th> <th>dB</th> <th>cm</th> <th>deg</th> </tr> </thead> <tbody> <tr> <td>1</td> <td>5639.88</td> <td>52.86</td> <td>-16.24</td> <td>68.38</td> <td>37.62</td> <td>34.30</td> <td>18.58</td> <td>38.44</td> <td>111</td> <td>193 Peak</td> </tr> <tr> <td>2</td> <td>5679.48</td> <td>52.14</td> <td>-17.98</td> <td>66.84</td> <td>37.68</td> <td>34.48</td> <td>18.59</td> <td>38.53</td> <td>111</td> <td>193 Peak</td> </tr> <tr> <td>3</td> <td>5762.68</td> <td>52.34</td> <td>-15.29</td> <td>105.93</td> <td>38.33</td> <td>34.53</td> <td>18.63</td> <td>38.53</td> <td>111</td> <td>193 Peak</td> </tr> <tr> <td>4</td> <td>5725.28</td> <td>55.82</td> <td>-44.28</td> <td>118.18</td> <td>39.13</td> <td>34.57</td> <td>18.63</td> <td>38.49</td> <td>111</td> <td>193 Peak</td> </tr> </tbody> </table>	Freq	Level	Over	Limit	ReadAntenna	Cable	Preamp	A/Pos	T/Pos	Remark	MHz	dBuV/m	dB	dBuV/m	dBuV	dB/m	dB	dB	cm	deg	1	5639.88	52.86	-16.24	68.38	37.62	34.30	18.58	38.44	111	193 Peak	2	5679.48	52.14	-17.98	66.84	37.68	34.48	18.59	38.53	111	193 Peak	3	5762.68	52.34	-15.29	105.93	38.33	34.53	18.63	38.53	111	193 Peak	4	5725.28	55.82	-44.28	118.18	39.13	34.57	18.63	38.49	111	193 Peak	<p>Date: 2022-05-27 PEAK_BE(B4)_16-23</p> <p>Site : 03CH02-SZ Condition : FUND_15-007 3m HF_ANT_3117_0107 HORIZONTAL Project : 211916-01 Mode : Mode 38 SN : #19 GB227012194000K Plane : Z with Accessory setting : MCS0 power setting 14</p> <table border="1"> <thead> <tr> <th>Freq</th> <th>Level</th> <th>Over</th> <th>Limit</th> <th>ReadAntenna</th> <th>Cable</th> <th>Preamp</th> <th>A/Pos</th> <th>T/Pos</th> <th>Remark</th> </tr> <tr> <th>MHz</th> <th>dBuV/m</th> <th>dB</th> <th>dBuV/m</th> <th>dBuV</th> <th>dB/m</th> <th>dB</th> <th>dB</th> <th>cm</th> <th>deg</th> </tr> </thead> <tbody> <tr> <td>1</td> <td>5775.00</td> <td>98.98</td> <td>22.68</td> <td>68.38</td> <td>76.81</td> <td>34.67</td> <td>18.62</td> <td>38.48</td> <td>111</td> <td>193 Peak</td> </tr> <tr> <td>2</td> <td>5775.00</td> <td>84.44</td> <td>-----</td> <td>-----</td> <td>69.55</td> <td>34.67</td> <td>18.62</td> <td>38.48</td> <td>111</td> <td>193 Average</td> </tr> </tbody> </table>	Freq	Level	Over	Limit	ReadAntenna	Cable	Preamp	A/Pos	T/Pos	Remark	MHz	dBuV/m	dB	dBuV/m	dBuV	dB/m	dB	dB	cm	deg	1	5775.00	98.98	22.68	68.38	76.81	34.67	18.62	38.48	111	193 Peak	2	5775.00	84.44	-----	-----	69.55	34.67	18.62	38.48	111	193 Average
	Freq	Level	Over	Limit	ReadAntenna	Cable	Preamp	A/Pos	T/Pos	Remark																																																																																																		
MHz	dBuV/m	dB	dBuV/m	dBuV	dB/m	dB	dB	cm	deg																																																																																																			
1	5639.88	52.86	-16.24	68.38	37.62	34.30	18.58	38.44	111	193 Peak																																																																																																		
2	5679.48	52.14	-17.98	66.84	37.68	34.48	18.59	38.53	111	193 Peak																																																																																																		
3	5762.68	52.34	-15.29	105.93	38.33	34.53	18.63	38.53	111	193 Peak																																																																																																		
4	5725.28	55.82	-44.28	118.18	39.13	34.57	18.63	38.49	111	193 Peak																																																																																																		
Freq	Level	Over	Limit	ReadAntenna	Cable	Preamp	A/Pos	T/Pos	Remark																																																																																																			
MHz	dBuV/m	dB	dBuV/m	dBuV	dB/m	dB	dB	cm	deg																																																																																																			
1	5775.00	98.98	22.68	68.38	76.81	34.67	18.62	38.48	111	193 Peak																																																																																																		
2	5775.00	84.44	-----	-----	69.55	34.67	18.62	38.48	111	193 Average																																																																																																		
Peak	<p>Date: 2022-05-27 PEAK_BE(B4)_16-24</p> <p>Site : 03CH02-SZ Condition : PEAK_BE(B4)_16-24 3m HF_ANT_3117_0107 HORIZONTAL Project : 211916-01 Mode : Mode 38 SN : #19 GB227012194000K Plane : Z with Accessory setting : MCS0 power setting 14</p> <table border="1"> <thead> <tr> <th>Freq</th> <th>Level</th> <th>Over</th> <th>Limit</th> <th>ReadAntenna</th> <th>Cable</th> <th>Preamp</th> <th>A/Pos</th> <th>T/Pos</th> <th>Remark</th> </tr> <tr> <th>MHz</th> <th>dBuV/m</th> <th>dB</th> <th>dBuV/m</th> <th>dBuV</th> <th>dB/m</th> <th>dB</th> <th>dB</th> <th>cm</th> <th>deg</th> </tr> </thead> <tbody> <tr> <td>1</td> <td>5853.48</td> <td>51.37</td> <td>-82.88</td> <td>114.45</td> <td>36.87</td> <td>34.88</td> <td>18.68</td> <td>38.48</td> <td>111</td> <td>193 Peak</td> </tr> <tr> <td>2</td> <td>5857.88</td> <td>51.96</td> <td>-148.85</td> <td>118.85</td> <td>36.85</td> <td>34.93</td> <td>18.73</td> <td>38.53</td> <td>111</td> <td>193 Peak</td> </tr> <tr> <td>3</td> <td>5883.28</td> <td>52.53</td> <td>-108.15</td> <td>95.78</td> <td>37.41</td> <td>35.88</td> <td>18.73</td> <td>38.59</td> <td>111</td> <td>193 Peak</td> </tr> <tr> <td>4</td> <td>5928.28</td> <td>53.17</td> <td>-15.13</td> <td>68.38</td> <td>37.89</td> <td>35.87</td> <td>18.75</td> <td>38.54</td> <td>111</td> <td>193 Peak</td> </tr> </tbody> </table>	Freq	Level	Over	Limit	ReadAntenna	Cable	Preamp	A/Pos	T/Pos	Remark	MHz	dBuV/m	dB	dBuV/m	dBuV	dB/m	dB	dB	cm	deg	1	5853.48	51.37	-82.88	114.45	36.87	34.88	18.68	38.48	111	193 Peak	2	5857.88	51.96	-148.85	118.85	36.85	34.93	18.73	38.53	111	193 Peak	3	5883.28	52.53	-108.15	95.78	37.41	35.88	18.73	38.59	111	193 Peak	4	5928.28	53.17	-15.13	68.38	37.89	35.87	18.75	38.54	111	193 Peak	Left blank																																										
Freq	Level	Over	Limit	ReadAntenna	Cable	Preamp	A/Pos	T/Pos	Remark																																																																																																			
MHz	dBuV/m	dB	dBuV/m	dBuV	dB/m	dB	dB	cm	deg																																																																																																			
1	5853.48	51.37	-82.88	114.45	36.87	34.88	18.68	38.48	111	193 Peak																																																																																																		
2	5857.88	51.96	-148.85	118.85	36.85	34.93	18.73	38.53	111	193 Peak																																																																																																		
3	5883.28	52.53	-108.15	95.78	37.41	35.88	18.73	38.59	111	193 Peak																																																																																																		
4	5928.28	53.17	-15.13	68.38	37.89	35.87	18.75	38.54	111	193 Peak																																																																																																		



WIFI	UNII-3 5725~5850MHz Band Edge @ 3m																																																																																																										
ANT	802.11ac VHT80 CH155 5775MHz																																																																																																										
1	Vertical	Fundamental																																																																																																									
Peak	<p>Date: 4 Date: 2022-05-27</p> <p>Site : 03CH02-SZ Condition : PEAK_BE(B4)_16-24 3m HF_ANT_3117_0107 VERTICAL Project : 211916-01 Mode : Mode 38 SN : #19 G0B227012194000K Plane : Z with Accessory setting : MCS0 power setting 14</p> <table border="1"> <thead> <tr> <th>Peak</th> <th>Freq</th> <th>Level</th> <th>Limit</th> <th>Line</th> <th>Level Factor</th> <th>Loss Factor</th> <th>A/Pos</th> <th>T/Pos</th> <th>Remark</th> </tr> <tr> <th></th> <th>MHz</th> <th>dBuV/m</th> <th>dB</th> <th>dBuV/m</th> <th>dBuV/m</th> <th>dB</th> <th>dB</th> <th>cm</th> <th>deg</th> </tr> </thead> <tbody> <tr> <td>1</td> <td>5611.00</td> <td>52.48</td> <td>-15.02</td> <td>68.30</td> <td>38.82</td> <td>34.30</td> <td>18.55</td> <td>30.48</td> <td>170</td> <td>173 Peak</td> </tr> <tr> <td>2</td> <td>5695.69</td> <td>53.37</td> <td>-15.28</td> <td>104.17</td> <td>39.31</td> <td>34.30</td> <td>18.55</td> <td>30.53</td> <td>170</td> <td>173 Peak</td> </tr> <tr> <td>3</td> <td>5715.69</td> <td>55.33</td> <td>-15.36</td> <td>119.69</td> <td>49.64</td> <td>34.57</td> <td>18.61</td> <td>30.49</td> <td>170</td> <td>173 Peak</td> </tr> <tr> <td>4</td> <td>5723.48</td> <td>55.31</td> <td>-15.36</td> <td>119.55</td> <td>49.62</td> <td>34.57</td> <td>18.61</td> <td>30.49</td> <td>170</td> <td>173 Peak</td> </tr> </tbody> </table>	Peak	Freq	Level	Limit	Line	Level Factor	Loss Factor	A/Pos	T/Pos	Remark		MHz	dBuV/m	dB	dBuV/m	dBuV/m	dB	dB	cm	deg	1	5611.00	52.48	-15.02	68.30	38.82	34.30	18.55	30.48	170	173 Peak	2	5695.69	53.37	-15.28	104.17	39.31	34.30	18.55	30.53	170	173 Peak	3	5715.69	55.33	-15.36	119.69	49.64	34.57	18.61	30.49	170	173 Peak	4	5723.48	55.31	-15.36	119.55	49.62	34.57	18.61	30.49	170	173 Peak	<p>Date: 5 Date: 2022-05-27</p> <p>Site : 03CH02-SZ Condition : PEAK_BE(B4)_16-24 3m HF_ANT_3117_0107 VERTICAL Project : 211916-01 Mode : Mode 38 SN : #19 G0B227012194000K Plane : Z with Accessory setting : MCS0 power setting 14</p> <table border="1"> <thead> <tr> <th>Peak</th> <th>Freq</th> <th>Level</th> <th>Limit</th> <th>Line</th> <th>Level Factor</th> <th>Loss Factor</th> <th>A/Pos</th> <th>T/Pos</th> <th>Remark</th> </tr> <tr> <th></th> <th>MHz</th> <th>dBuV/m</th> <th>dB</th> <th>dBuV/m</th> <th>dBuV/m</th> <th>dB</th> <th>dB</th> <th>cm</th> <th>deg</th> </tr> </thead> <tbody> <tr> <td>1</td> <td>5775.00</td> <td>96.70</td> <td>28.48</td> <td>68.30</td> <td>81.89</td> <td>34.67</td> <td>18.62</td> <td>30.48</td> <td>170</td> <td>173 Peak</td> </tr> <tr> <td>2</td> <td>5775.00</td> <td>89.12</td> <td>.....</td> <td>74.23</td> <td>34.67</td> <td>18.62</td> <td>30.48</td> <td>170</td> <td>173 Average</td> </tr> </tbody> </table>	Peak	Freq	Level	Limit	Line	Level Factor	Loss Factor	A/Pos	T/Pos	Remark		MHz	dBuV/m	dB	dBuV/m	dBuV/m	dB	dB	cm	deg	1	5775.00	96.70	28.48	68.30	81.89	34.67	18.62	30.48	170	173 Peak	2	5775.00	89.12	74.23	34.67	18.62	30.48	170	173 Average
Peak	Freq	Level	Limit	Line	Level Factor	Loss Factor	A/Pos	T/Pos	Remark																																																																																																		
	MHz	dBuV/m	dB	dBuV/m	dBuV/m	dB	dB	cm	deg																																																																																																		
1	5611.00	52.48	-15.02	68.30	38.82	34.30	18.55	30.48	170	173 Peak																																																																																																	
2	5695.69	53.37	-15.28	104.17	39.31	34.30	18.55	30.53	170	173 Peak																																																																																																	
3	5715.69	55.33	-15.36	119.69	49.64	34.57	18.61	30.49	170	173 Peak																																																																																																	
4	5723.48	55.31	-15.36	119.55	49.62	34.57	18.61	30.49	170	173 Peak																																																																																																	
Peak	Freq	Level	Limit	Line	Level Factor	Loss Factor	A/Pos	T/Pos	Remark																																																																																																		
	MHz	dBuV/m	dB	dBuV/m	dBuV/m	dB	dB	cm	deg																																																																																																		
1	5775.00	96.70	28.48	68.30	81.89	34.67	18.62	30.48	170	173 Peak																																																																																																	
2	5775.00	89.12	74.23	34.67	18.62	30.48	170	173 Average																																																																																																		
Peak	<p>Date: 6 Date: 2022-05-27</p> <p>Site : 03CH02-SZ Condition : PEAK_BE(B4)_16-24 3m HF_ANT_3117_0107 VERTICAL Project : 211916-01 Mode : Mode 38 SN : #19 G0B227012194000K Plane : Z with Accessory setting : MCS0 power setting 14</p> <table border="1"> <thead> <tr> <th>Peak</th> <th>Freq</th> <th>Level</th> <th>Limit</th> <th>Line</th> <th>Level Factor</th> <th>Loss Factor</th> <th>A/Pos</th> <th>T/Pos</th> <th>Remark</th> </tr> <tr> <th></th> <th>MHz</th> <th>dBuV/m</th> <th>dB</th> <th>dBuV/m</th> <th>dBuV/m</th> <th>dB</th> <th>dB</th> <th>cm</th> <th>deg</th> </tr> </thead> <tbody> <tr> <td>1</td> <td>5850.68</td> <td>53.30</td> <td>-17.53</td> <td>120.83</td> <td>38.28</td> <td>34.90</td> <td>18.68</td> <td>30.48</td> <td>170</td> <td>173 Peak</td> </tr> <tr> <td>2</td> <td>5868.08</td> <td>53.30</td> <td>-15.26</td> <td>100.23</td> <td>38.58</td> <td>34.93</td> <td>18.73</td> <td>30.53</td> <td>170</td> <td>173 Peak</td> </tr> <tr> <td>3</td> <td>5882.48</td> <td>52.73</td> <td>-13.16</td> <td>84.89</td> <td>37.57</td> <td>35.90</td> <td>18.75</td> <td>30.59</td> <td>170</td> <td>173 Peak</td> </tr> <tr> <td>4</td> <td>5929.00</td> <td>52.77</td> <td>-15.53</td> <td>68.30</td> <td>37.49</td> <td>35.87</td> <td>18.75</td> <td>30.54</td> <td>170</td> <td>173 Peak</td> </tr> </tbody> </table>	Peak	Freq	Level	Limit	Line	Level Factor	Loss Factor	A/Pos	T/Pos	Remark		MHz	dBuV/m	dB	dBuV/m	dBuV/m	dB	dB	cm	deg	1	5850.68	53.30	-17.53	120.83	38.28	34.90	18.68	30.48	170	173 Peak	2	5868.08	53.30	-15.26	100.23	38.58	34.93	18.73	30.53	170	173 Peak	3	5882.48	52.73	-13.16	84.89	37.57	35.90	18.75	30.59	170	173 Peak	4	5929.00	52.77	-15.53	68.30	37.49	35.87	18.75	30.54	170	173 Peak	Left blank																																									
Peak	Freq	Level	Limit	Line	Level Factor	Loss Factor	A/Pos	T/Pos	Remark																																																																																																		
	MHz	dBuV/m	dB	dBuV/m	dBuV/m	dB	dB	cm	deg																																																																																																		
1	5850.68	53.30	-17.53	120.83	38.28	34.90	18.68	30.48	170	173 Peak																																																																																																	
2	5868.08	53.30	-15.26	100.23	38.58	34.93	18.73	30.53	170	173 Peak																																																																																																	
3	5882.48	52.73	-13.16	84.89	37.57	35.90	18.75	30.59	170	173 Peak																																																																																																	
4	5929.00	52.77	-15.53	68.30	37.49	35.87	18.75	30.54	170	173 Peak																																																																																																	



UNII-3 - 5725~5850MHz
WIFI 802.11a (Harmonic @ 3m)

WIFI	UNII-3 5725~5850MHz Harmonic @ 3m																																																					
ANT	802.11a CH149 5745MHz																																																					
1	Horizontal	Vertical																																																				
Peak Avg.	<p>Date: 13 Date: 2022-05-28</p> <p>Site : 03CH02-SZ Condition : PART 15.407 3m HF_ANT_3117_0107 HORIZONTAL Project : 211916-01 Mode : Mode 30 SN : #19 G8B227012194000K Plane : Z with Accessory setting : 6M power setting 15</p> <table border="1"> <thead> <tr> <th>Freq</th> <th>Level</th> <th>Limit</th> <th>Over</th> <th>ReadAntenna</th> <th>Cable</th> <th>Preamp</th> <th>A/Pos</th> <th>T/Pos</th> <th>Remark</th> </tr> <tr> <th>MHz</th> <th>dBuV/m</th> <th>dB</th> <th>dBuV/m</th> <th>dBuV</th> <th>dB</th> <th>dB</th> <th>dB</th> <th>dB</th> <th>deg</th> </tr> </thead> <tbody> <tr> <td>1</td> <td>11490.00</td> <td>53.95</td> <td>-10.85</td> <td>74.00</td> <td>61.20</td> <td>38.34</td> <td>12.32</td> <td>57.91</td> <td>204</td> <td>206 Peak</td> </tr> <tr> <td>2</td> <td>11490.00</td> <td>43.95</td> <td>-10.85</td> <td>54.00</td> <td>51.20</td> <td>38.34</td> <td>12.32</td> <td>57.91</td> <td>204</td> <td>206 Average</td> </tr> <tr> <td>3</td> <td>17235.00</td> <td>59.32</td> <td>-17.78</td> <td>68.30</td> <td>49.50</td> <td>42.27</td> <td>15.58</td> <td>56.83</td> <td>---</td> <td>---</td> Peak</tr></tbody></table>	Freq	Level	Limit	Over	ReadAntenna	Cable	Preamp	A/Pos	T/Pos	Remark	MHz	dBuV/m	dB	dBuV/m	dBuV	dB	dB	dB	dB	deg	1	11490.00	53.95	-10.85	74.00	61.20	38.34	12.32	57.91	204	206 Peak	2	11490.00	43.95	-10.85	54.00	51.20	38.34	12.32	57.91	204	206 Average	3	17235.00	59.32	-17.78	68.30	49.50	42.27	15.58	56.83	---	---
	Freq	Level	Limit	Over	ReadAntenna	Cable	Preamp	A/Pos	T/Pos	Remark																																												
MHz	dBuV/m	dB	dBuV/m	dBuV	dB	dB	dB	dB	deg																																													
1	11490.00	53.95	-10.85	74.00	61.20	38.34	12.32	57.91	204	206 Peak																																												
2	11490.00	43.95	-10.85	54.00	51.20	38.34	12.32	57.91	204	206 Average																																												
3	17235.00	59.32	-17.78	68.30	49.50	42.27	15.58	56.83	---	---																																												

 Date: 14 Date: 2022-05-28 Site : 03CH02-SZ Condition : PART 15.407 3m HF_ANT_3117_0107 VERTICAL Project : 211916-01 Mode : Mode 30 SN : #19 G8B227012194000K Plane : Z with Accessory setting : 6M power setting 15 | Freq | Level | Limit | Over | ReadAntenna | Cable | Preamp | A/Pos | T/Pos | Remark | | |------|----------|-------|--------|-------------|-------|--------|-------|-------|--------|-------------| | MHz | dBuV/m | dB | dBuV/m | dBuV | dB | dB | dB | dB | deg | | | 1 | 11490.00 | 52.87 | -11.13 | 74.00 | 60.12 | 38.34 | 12.32 | 57.91 | 100 | 189 Peak | | 2 | 11490.00 | 44.85 | -9.15 | 54.00 | 52.10 | 38.34 | 12.32 | 57.91 | 100 | 189 Average | | 3 | 17235.00 | 59.34 | -17.96 | 68.30 | 49.32 | 42.27 | 15.58 | 56.83 | --- | --- | || WIFI | UNII-3 5725~5850MHz Harmonic @ 3m | |
ANT	802.11a CH157 5785MHz																																																																								
1	Horizontal	Vertical																																																																							
Peak Avg.	Date: 15 Date: 2022-05-28 Site : 03CH02-SZ Condition : PART 15.407 3m HF_ANT_3117_0107 HORIZONTAL Project : 211916-01 Mode : Mode 31 SN : #19 G8B227012194000K Plane : Z with Accessory setting : 6M power setting 15	Freq	Level	Limit	Over	ReadAntenna	Cable	Preamp	A/Pos	T/Pos	Remark			------	----------	-------	--------	-------------	-------	--------	-------	-------	--------	-------------		MHz	dBuV/m	dB	dBuV/m	dBuV	dB	dB	dB	dB	deg			1	11570.00	54.86	-19.94	74.00	61.24	38.42	12.31	57.91	203	203 Peak		2	11570.00	41.83	-18.91	54.00	50.21	38.42	12.31	57.91	203	206 Average		3	17355.00	49.30	-18.12	68.30	49.18	42.10	15.65	56.95	---	---	
 Date: 16 Date: 2022-05-28 Site : 03CH02-SZ Condition : PART 15.407 3m HF_ANT_3117_0107 VERTICAL Project : 211916-01 Mode : Mode 31 SN : #19 G8B227012194000K Plane : Z with Accessory setting : 6M power setting 15 | Freq | Level | Limit | Over | ReadAntenna | Cable | Preamp | A/Pos | T/Pos | Remark | | |------|----------|-------|--------|-------------|-------|--------|-------|-------|--------|-------------| | MHz | dBuV/m | dB | dBuV/m | dBuV | dB | dB | dB | dB | deg | | | 1 | 11570.00 | 54.85 | -19.95 | 74.00 | 61.23 | 38.42 | 12.31 | 57.91 | 100 | 261 Peak | | 2 | 11570.00 | 44.86 | -19.94 | 54.00 | 51.24 | 38.42 | 12.31 | 57.91 | 100 | 261 Average | | 3 | 17355.00 | 58.13 | -18.17 | 68.30 | 49.33 | 42.10 | 15.65 | 56.95 | --- | --- | |



WIFI	UNII-3 5725~5850MHz Harmonic @ 3m																																																																																																											
ANT	802.11a CH165 5825MHz																																																																																																											
1	Horizontal	Vertical																																																																																																										
Peak Avg.	<p>Date: 13</p> <p>Date: 2022-05-27</p> <p>Site : 03CH02-SZ Condition : PART 15.407 3m HF_ANT_3117_0107 HORIZONTAL Project : 211916-01 Mode : Mode 32 SN : #19 G9E227012194000K Plane : Z with Accessory setting : GM power setting 15</p> <table border="1"> <thead> <tr> <th>Freq</th> <th>Level</th> <th>Limit</th> <th>Over</th> <th>Line</th> <th>Level Factor</th> <th>Loss Factor</th> <th>A/Pos</th> <th>T/Pos</th> <th>Remark</th> </tr> <tr> <th>MHz</th> <th>dBuV/m</th> <th>dB</th> <th>dBuV/m</th> <th>dBuV</th> <th>dB/m</th> <th>dB</th> <th>cm</th> <th>deg</th> <th></th> </tr> </thead> <tbody> <tr> <td>1</td> <td>11659.00</td> <td>54.47</td> <td>-19.53</td> <td>74.00</td> <td>61.56</td> <td>38.48</td> <td>12.36</td> <td>57.93</td> <td>180</td> <td>241 Peak</td> </tr> <tr> <td>2</td> <td>11659.00</td> <td>47.17</td> <td>-16.73</td> <td>54.00</td> <td>54.36</td> <td>38.48</td> <td>12.36</td> <td>57.93</td> <td>180</td> <td>241 Average</td> </tr> <tr> <td>3</td> <td>17475.00</td> <td>51.18</td> <td>-17.12</td> <td>68.30</td> <td>59.52</td> <td>41.94</td> <td>15.79</td> <td>57.87</td> <td>---</td> <td>--- Peak</td> </tr> </tbody> </table>	Freq	Level	Limit	Over	Line	Level Factor	Loss Factor	A/Pos	T/Pos	Remark	MHz	dBuV/m	dB	dBuV/m	dBuV	dB/m	dB	cm	deg		1	11659.00	54.47	-19.53	74.00	61.56	38.48	12.36	57.93	180	241 Peak	2	11659.00	47.17	-16.73	54.00	54.36	38.48	12.36	57.93	180	241 Average	3	17475.00	51.18	-17.12	68.30	59.52	41.94	15.79	57.87	---	--- Peak	<p>Date: 14</p> <p>Date: 2022-05-27</p> <p>Site : 03CH02-SZ Condition : PART 15.407 3m HF_ANT_3117_0107 VERTICAL Project : 211916-01 Mode : Mode 32 SN : #19 G9E227012194000K Plane : Z with Accessory setting : GM power setting 15</p> <table border="1"> <thead> <tr> <th>Freq</th> <th>Level</th> <th>Limit</th> <th>Over</th> <th>Line</th> <th>Level Factor</th> <th>Loss Factor</th> <th>A/Pos</th> <th>T/Pos</th> <th>Remark</th> </tr> <tr> <th>MHz</th> <th>dBuV/m</th> <th>dB</th> <th>dBuV/m</th> <th>dBuV</th> <th>dB/m</th> <th>dB</th> <th>cm</th> <th>deg</th> <th></th> </tr> </thead> <tbody> <tr> <td>1</td> <td>11659.00</td> <td>53.15</td> <td>-19.85</td> <td>74.00</td> <td>69.24</td> <td>38.48</td> <td>12.36</td> <td>57.93</td> <td>180</td> <td>247 Peak</td> </tr> <tr> <td>2</td> <td>11659.00</td> <td>46.48</td> <td>-17.69</td> <td>54.00</td> <td>53.89</td> <td>38.48</td> <td>12.36</td> <td>57.93</td> <td>180</td> <td>247 Average</td> </tr> <tr> <td>3</td> <td>17475.00</td> <td>51.33</td> <td>-15.97</td> <td>68.30</td> <td>51.67</td> <td>41.94</td> <td>15.79</td> <td>57.87</td> <td>---</td> <td>--- Peak</td> </tr> </tbody> </table>	Freq	Level	Limit	Over	Line	Level Factor	Loss Factor	A/Pos	T/Pos	Remark	MHz	dBuV/m	dB	dBuV/m	dBuV	dB/m	dB	cm	deg		1	11659.00	53.15	-19.85	74.00	69.24	38.48	12.36	57.93	180	247 Peak	2	11659.00	46.48	-17.69	54.00	53.89	38.48	12.36	57.93	180	247 Average	3	17475.00	51.33	-15.97	68.30	51.67	41.94	15.79	57.87	---	--- Peak
	Freq	Level	Limit	Over	Line	Level Factor	Loss Factor	A/Pos	T/Pos	Remark																																																																																																		
MHz	dBuV/m	dB	dBuV/m	dBuV	dB/m	dB	cm	deg																																																																																																				
1	11659.00	54.47	-19.53	74.00	61.56	38.48	12.36	57.93	180	241 Peak																																																																																																		
2	11659.00	47.17	-16.73	54.00	54.36	38.48	12.36	57.93	180	241 Average																																																																																																		
3	17475.00	51.18	-17.12	68.30	59.52	41.94	15.79	57.87	---	--- Peak																																																																																																		
Freq	Level	Limit	Over	Line	Level Factor	Loss Factor	A/Pos	T/Pos	Remark																																																																																																			
MHz	dBuV/m	dB	dBuV/m	dBuV	dB/m	dB	cm	deg																																																																																																				
1	11659.00	53.15	-19.85	74.00	69.24	38.48	12.36	57.93	180	247 Peak																																																																																																		
2	11659.00	46.48	-17.69	54.00	53.89	38.48	12.36	57.93	180	247 Average																																																																																																		
3	17475.00	51.33	-15.97	68.30	51.67	41.94	15.79	57.87	---	--- Peak																																																																																																		



UNII-3 5725~5850MHz
WIFI 802.11n HT20 (Harmonic @ 3m)

WIFI	UNII-3 5725~5850MHz Harmonic @ 3m																																																																																																					
ANT	802.11n HT20 CH149 5745MHz																																																																																																					
1	Horizontal	Vertical																																																																																																				
Peak Avg.	<p>Site : 03CH02-SZ Condition : PART 15.407 3m HF_ANT_3117_0107 HORIZONTAL Project : 211916-01 Mode : Mode 33 SN : #19 GR8227012194000K Plane : Z with Accessory setting : MCS0 power setting 16</p> <table border="1"> <thead> <tr> <th>Freq</th> <th>Level</th> <th>Over</th> <th>Limit</th> <th>ReadAntenna</th> <th>Cable</th> <th>Preamp</th> <th>A/Pos</th> <th>T/Pos</th> <th>Remark</th> </tr> <tr> <th>MHz</th> <th>dBuV/m</th> <th>dB</th> <th>dBuV/m</th> <th>dBuV</th> <th>dB/m</th> <th>dB</th> <th>dB</th> <th>cm</th> <th>deg</th> </tr> </thead> <tbody> <tr> <td>1 11498.00</td> <td>51.85</td> <td>-22.15</td> <td>74.00</td> <td>59.18</td> <td>58.34</td> <td>12.32</td> <td>57.91</td> <td>100</td> <td>163 Peak</td> </tr> <tr> <td>2 11499.00</td> <td>45.15</td> <td>-18.85</td> <td>64.00</td> <td>52.48</td> <td>58.34</td> <td>12.32</td> <td>57.91</td> <td>100</td> <td>218 Average</td> </tr> <tr> <td>3 17355.00</td> <td>52.27</td> <td>-16.83</td> <td>68.38</td> <td>51.25</td> <td>42.27</td> <td>15.58</td> <td>56.83</td> <td>---</td> <td>--- Peak</td> </tr> </tbody> </table>	Freq	Level	Over	Limit	ReadAntenna	Cable	Preamp	A/Pos	T/Pos	Remark	MHz	dBuV/m	dB	dBuV/m	dBuV	dB/m	dB	dB	cm	deg	1 11498.00	51.85	-22.15	74.00	59.18	58.34	12.32	57.91	100	163 Peak	2 11499.00	45.15	-18.85	64.00	52.48	58.34	12.32	57.91	100	218 Average	3 17355.00	52.27	-16.83	68.38	51.25	42.27	15.58	56.83	---	--- Peak	<p>Site : 03CH02-SZ Condition : PART 15.407 3m HF_ANT_3117_0107 VERTICAL Project : 211916-01 Mode : Mode 33 SN : #19 GR8227012194000K Plane : Z with Accessory setting : MCS0 power setting 16</p> <table border="1"> <thead> <tr> <th>Freq</th> <th>Level</th> <th>Over</th> <th>Limit</th> <th>ReadAntenna</th> <th>Cable</th> <th>Preamp</th> <th>A/Pos</th> <th>T/Pos</th> <th>Remark</th> </tr> <tr> <th>MHz</th> <th>dBuV/m</th> <th>dB</th> <th>dBuV/m</th> <th>dBuV</th> <th>dB/m</th> <th>dB</th> <th>dB</th> <th>cm</th> <th>deg</th> </tr> </thead> <tbody> <tr> <td>1 11498.00</td> <td>52.18</td> <td>-21.88</td> <td>74.00</td> <td>59.35</td> <td>58.34</td> <td>12.32</td> <td>57.91</td> <td>100</td> <td>218 Peak</td> </tr> <tr> <td>2 11499.00</td> <td>44.85</td> <td>-19.15</td> <td>64.00</td> <td>52.38</td> <td>58.34</td> <td>12.32</td> <td>57.91</td> <td>100</td> <td>218 Average</td> </tr> <tr> <td>3 17355.00</td> <td>52.68</td> <td>-15.62</td> <td>68.38</td> <td>51.66</td> <td>42.27</td> <td>15.58</td> <td>56.83</td> <td>---</td> <td>--- Peak</td> </tr> </tbody> </table>	Freq	Level	Over	Limit	ReadAntenna	Cable	Preamp	A/Pos	T/Pos	Remark	MHz	dBuV/m	dB	dBuV/m	dBuV	dB/m	dB	dB	cm	deg	1 11498.00	52.18	-21.88	74.00	59.35	58.34	12.32	57.91	100	218 Peak	2 11499.00	44.85	-19.15	64.00	52.38	58.34	12.32	57.91	100	218 Average	3 17355.00	52.68	-15.62	68.38	51.66	42.27	15.58	56.83	---	--- Peak
Freq	Level	Over	Limit	ReadAntenna	Cable	Preamp	A/Pos	T/Pos	Remark																																																																																													
MHz	dBuV/m	dB	dBuV/m	dBuV	dB/m	dB	dB	cm	deg																																																																																													
1 11498.00	51.85	-22.15	74.00	59.18	58.34	12.32	57.91	100	163 Peak																																																																																													
2 11499.00	45.15	-18.85	64.00	52.48	58.34	12.32	57.91	100	218 Average																																																																																													
3 17355.00	52.27	-16.83	68.38	51.25	42.27	15.58	56.83	---	--- Peak																																																																																													
Freq	Level	Over	Limit	ReadAntenna	Cable	Preamp	A/Pos	T/Pos	Remark																																																																																													
MHz	dBuV/m	dB	dBuV/m	dBuV	dB/m	dB	dB	cm	deg																																																																																													
1 11498.00	52.18	-21.88	74.00	59.35	58.34	12.32	57.91	100	218 Peak																																																																																													
2 11499.00	44.85	-19.15	64.00	52.38	58.34	12.32	57.91	100	218 Average																																																																																													
3 17355.00	52.68	-15.62	68.38	51.66	42.27	15.58	56.83	---	--- Peak																																																																																													

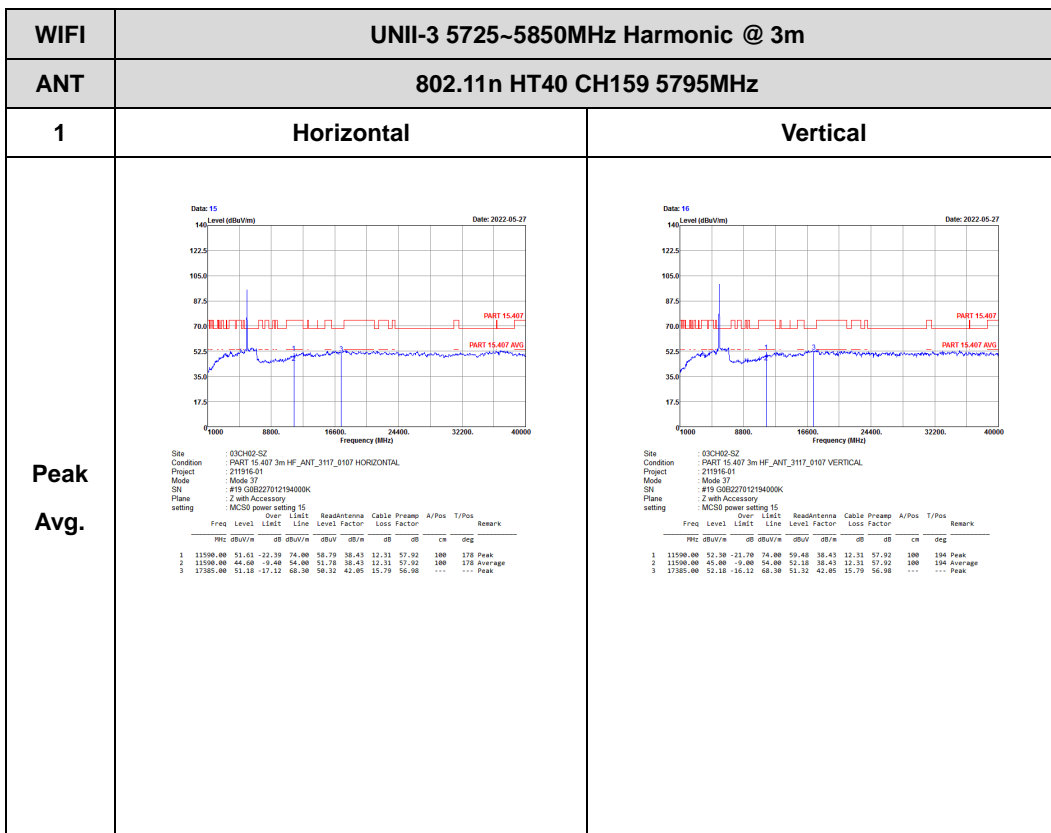
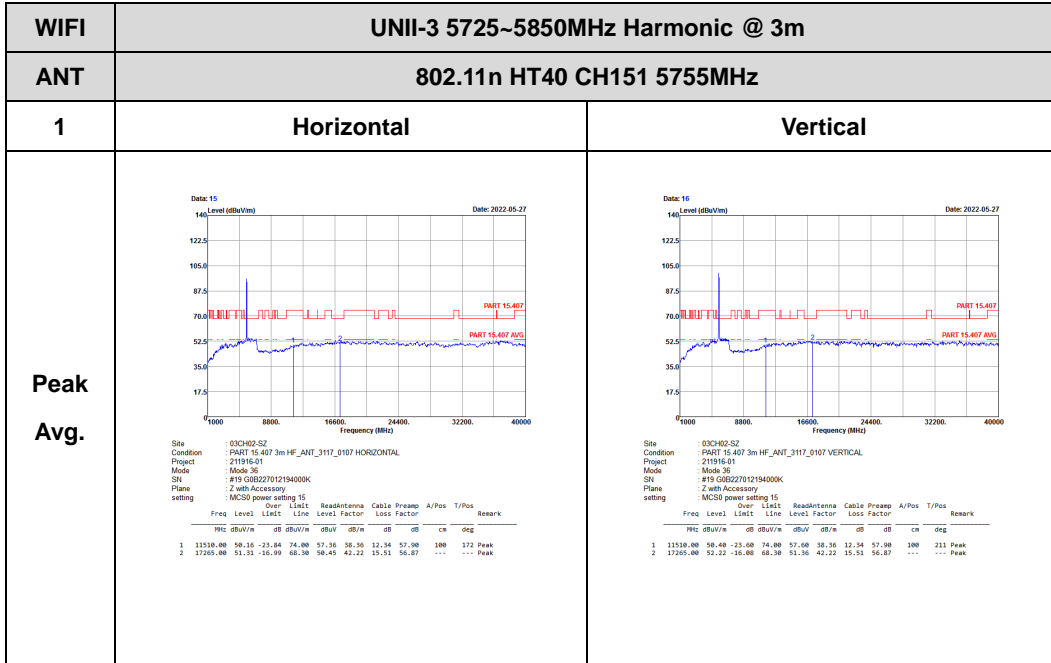
WIFI	UNII-3 5725~5850MHz Harmonic @ 3m																																																																																																					
ANT	802.11n HT20 CH157 5785MHz																																																																																																					
1	Horizontal	Vertical																																																																																																				
Peak Avg.	<p>Site : 03CH02-SZ Condition : PART 15.407 3m HF_ANT_3117_0107 HORIZONTAL Project : 211916-01 Mode : Mode 34 SN : #19 GR8227012194000K Plane : Z with Accessory setting : MCS0 power setting 16</p> <table border="1"> <thead> <tr> <th>Freq</th> <th>Level</th> <th>Over</th> <th>Limit</th> <th>ReadAntenna</th> <th>Cable</th> <th>Preamp</th> <th>A/Pos</th> <th>T/Pos</th> <th>Remark</th> </tr> <tr> <th>MHz</th> <th>dBuV/m</th> <th>dB</th> <th>dBuV/m</th> <th>dBuV</th> <th>dB/m</th> <th>dB</th> <th>dB</th> <th>cm</th> <th>deg</th> </tr> </thead> <tbody> <tr> <td>1 11578.00</td> <td>54.86</td> <td>-19.94</td> <td>74.00</td> <td>61.24</td> <td>58.42</td> <td>12.31</td> <td>57.91</td> <td>100</td> <td>162 Peak</td> </tr> <tr> <td>2 11579.00</td> <td>47.32</td> <td>-16.48</td> <td>64.00</td> <td>54.78</td> <td>58.42</td> <td>12.31</td> <td>57.91</td> <td>100</td> <td>162 Average</td> </tr> <tr> <td>3 17355.00</td> <td>52.32</td> <td>-15.98</td> <td>68.38</td> <td>51.52</td> <td>42.38</td> <td>15.65</td> <td>56.95</td> <td>---</td> <td>--- Peak</td> </tr> </tbody> </table>	Freq	Level	Over	Limit	ReadAntenna	Cable	Preamp	A/Pos	T/Pos	Remark	MHz	dBuV/m	dB	dBuV/m	dBuV	dB/m	dB	dB	cm	deg	1 11578.00	54.86	-19.94	74.00	61.24	58.42	12.31	57.91	100	162 Peak	2 11579.00	47.32	-16.48	64.00	54.78	58.42	12.31	57.91	100	162 Average	3 17355.00	52.32	-15.98	68.38	51.52	42.38	15.65	56.95	---	--- Peak	<p>Site : 03CH02-SZ Condition : PART 15.407 3m HF_ANT_3117_0107 VERTICAL Project : 211916-01 Mode : Mode 34 SN : #19 GR8227012194000K Plane : Z with Accessory setting : MCS0 power setting 16</p> <table border="1"> <thead> <tr> <th>Freq</th> <th>Level</th> <th>Over</th> <th>Limit</th> <th>ReadAntenna</th> <th>Cable</th> <th>Preamp</th> <th>A/Pos</th> <th>T/Pos</th> <th>Remark</th> </tr> <tr> <th>MHz</th> <th>dBuV/m</th> <th>dB</th> <th>dBuV/m</th> <th>dBuV</th> <th>dB/m</th> <th>dB</th> <th>dB</th> <th>cm</th> <th>deg</th> </tr> </thead> <tbody> <tr> <td>1 11578.00</td> <td>54.86</td> <td>-19.14</td> <td>74.00</td> <td>62.94</td> <td>58.42</td> <td>12.31</td> <td>57.91</td> <td>100</td> <td>255 Peak</td> </tr> <tr> <td>2 11579.00</td> <td>47.36</td> <td>-16.64</td> <td>64.00</td> <td>55.54</td> <td>58.42</td> <td>12.31</td> <td>57.91</td> <td>100</td> <td>255 Average</td> </tr> <tr> <td>3 17355.00</td> <td>51.82</td> <td>-16.48</td> <td>68.38</td> <td>51.82</td> <td>42.18</td> <td>15.65</td> <td>56.95</td> <td>---</td> <td>--- Peak</td> </tr> </tbody> </table>	Freq	Level	Over	Limit	ReadAntenna	Cable	Preamp	A/Pos	T/Pos	Remark	MHz	dBuV/m	dB	dBuV/m	dBuV	dB/m	dB	dB	cm	deg	1 11578.00	54.86	-19.14	74.00	62.94	58.42	12.31	57.91	100	255 Peak	2 11579.00	47.36	-16.64	64.00	55.54	58.42	12.31	57.91	100	255 Average	3 17355.00	51.82	-16.48	68.38	51.82	42.18	15.65	56.95	---	--- Peak
Freq	Level	Over	Limit	ReadAntenna	Cable	Preamp	A/Pos	T/Pos	Remark																																																																																													
MHz	dBuV/m	dB	dBuV/m	dBuV	dB/m	dB	dB	cm	deg																																																																																													
1 11578.00	54.86	-19.94	74.00	61.24	58.42	12.31	57.91	100	162 Peak																																																																																													
2 11579.00	47.32	-16.48	64.00	54.78	58.42	12.31	57.91	100	162 Average																																																																																													
3 17355.00	52.32	-15.98	68.38	51.52	42.38	15.65	56.95	---	--- Peak																																																																																													
Freq	Level	Over	Limit	ReadAntenna	Cable	Preamp	A/Pos	T/Pos	Remark																																																																																													
MHz	dBuV/m	dB	dBuV/m	dBuV	dB/m	dB	dB	cm	deg																																																																																													
1 11578.00	54.86	-19.14	74.00	62.94	58.42	12.31	57.91	100	255 Peak																																																																																													
2 11579.00	47.36	-16.64	64.00	55.54	58.42	12.31	57.91	100	255 Average																																																																																													
3 17355.00	51.82	-16.48	68.38	51.82	42.18	15.65	56.95	---	--- Peak																																																																																													



WIFI	UNII-3 5725~5850MHz Harmonic @ 3m																																																																																																															
ANT	802.11n HT20 CH165 5825MHz																																																																																																															
1	Horizontal	Vertical																																																																																																														
Peak Avg.	<p>Date: 13</p> <p>Date: 2022-05-27</p> <p>Site : 03CH02-SZ Condition : PART 15.407 3m HF_ANT_3117_0107 HORIZONTAL Project : 211916-01 Mode : Mode 35 SN : #19 GBZ27012194000K Plane : Z with Accessory setting : MCS0 power setting 15</p> <table border="1"> <thead> <tr> <th>Freq</th> <th>Level</th> <th>Limit</th> <th>Over</th> <th>Line</th> <th>Level Factor</th> <th>Cable Loss Factor</th> <th>Preamp</th> <th>A/Pos</th> <th>T/Pos</th> <th>Remark</th> </tr> <tr> <th>MHz</th> <th>dBuV/m</th> <th>dB</th> <th>dBuV/m</th> <th>dBuV</th> <th>dB/m</th> <th>dB</th> <th>dB</th> <th>cm</th> <th>deg</th> <th></th> </tr> </thead> <tbody> <tr> <td>1</td> <td>11659.00</td> <td>53.11</td> <td>-29.89</td> <td>74.00</td> <td>69.28</td> <td>38.48</td> <td>11.36</td> <td>57.93</td> <td>100</td> <td>155 Peak</td> </tr> <tr> <td>2</td> <td>11659.00</td> <td>46.93</td> <td>-7.19</td> <td>54.00</td> <td>53.38</td> <td>38.48</td> <td>11.36</td> <td>57.93</td> <td>100</td> <td>155 Average</td> </tr> <tr> <td>3</td> <td>17475.00</td> <td>59.66</td> <td>-17.64</td> <td>68.38</td> <td>59.89</td> <td>41.94</td> <td>15.79</td> <td>57.87</td> <td>---</td> <td>Peak</td> </tr> </tbody> </table>	Freq	Level	Limit	Over	Line	Level Factor	Cable Loss Factor	Preamp	A/Pos	T/Pos	Remark	MHz	dBuV/m	dB	dBuV/m	dBuV	dB/m	dB	dB	cm	deg		1	11659.00	53.11	-29.89	74.00	69.28	38.48	11.36	57.93	100	155 Peak	2	11659.00	46.93	-7.19	54.00	53.38	38.48	11.36	57.93	100	155 Average	3	17475.00	59.66	-17.64	68.38	59.89	41.94	15.79	57.87	---	Peak	<p>Date: 14</p> <p>Date: 2022-05-27</p> <p>Site : 03CH02-SZ Condition : PART 15.407 3m HF_ANT_3117_0107 VERTICAL Project : 211916-01 Mode : Mode 35 SN : #19 GBZ27012194000K Plane : Z with Accessory setting : MCS0 power setting 15</p> <table border="1"> <thead> <tr> <th>Freq</th> <th>Level</th> <th>Limit</th> <th>Over</th> <th>Line</th> <th>Level Factor</th> <th>Cable Loss Factor</th> <th>Preamp</th> <th>A/Pos</th> <th>T/Pos</th> <th>Remark</th> </tr> <tr> <th>MHz</th> <th>dBuV/m</th> <th>dB</th> <th>dBuV/m</th> <th>dBuV</th> <th>dB/m</th> <th>dB</th> <th>dB</th> <th>cm</th> <th>deg</th> <th></th> </tr> </thead> <tbody> <tr> <td>1</td> <td>11659.00</td> <td>54.16</td> <td>-19.84</td> <td>74.00</td> <td>63.25</td> <td>38.48</td> <td>11.36</td> <td>57.93</td> <td>100</td> <td>251 Peak</td> </tr> <tr> <td>2</td> <td>11659.00</td> <td>47.19</td> <td>-16.81</td> <td>54.00</td> <td>54.28</td> <td>38.48</td> <td>11.36</td> <td>57.93</td> <td>100</td> <td>251 Average</td> </tr> <tr> <td>3</td> <td>17475.00</td> <td>59.41</td> <td>-17.89</td> <td>68.38</td> <td>49.75</td> <td>41.94</td> <td>15.79</td> <td>57.87</td> <td>---</td> <td>Peak</td> </tr> </tbody> </table>	Freq	Level	Limit	Over	Line	Level Factor	Cable Loss Factor	Preamp	A/Pos	T/Pos	Remark	MHz	dBuV/m	dB	dBuV/m	dBuV	dB/m	dB	dB	cm	deg		1	11659.00	54.16	-19.84	74.00	63.25	38.48	11.36	57.93	100	251 Peak	2	11659.00	47.19	-16.81	54.00	54.28	38.48	11.36	57.93	100	251 Average	3	17475.00	59.41	-17.89	68.38	49.75	41.94	15.79	57.87	---	Peak
	Freq	Level	Limit	Over	Line	Level Factor	Cable Loss Factor	Preamp	A/Pos	T/Pos	Remark																																																																																																					
MHz	dBuV/m	dB	dBuV/m	dBuV	dB/m	dB	dB	cm	deg																																																																																																							
1	11659.00	53.11	-29.89	74.00	69.28	38.48	11.36	57.93	100	155 Peak																																																																																																						
2	11659.00	46.93	-7.19	54.00	53.38	38.48	11.36	57.93	100	155 Average																																																																																																						
3	17475.00	59.66	-17.64	68.38	59.89	41.94	15.79	57.87	---	Peak																																																																																																						
Freq	Level	Limit	Over	Line	Level Factor	Cable Loss Factor	Preamp	A/Pos	T/Pos	Remark																																																																																																						
MHz	dBuV/m	dB	dBuV/m	dBuV	dB/m	dB	dB	cm	deg																																																																																																							
1	11659.00	54.16	-19.84	74.00	63.25	38.48	11.36	57.93	100	251 Peak																																																																																																						
2	11659.00	47.19	-16.81	54.00	54.28	38.48	11.36	57.93	100	251 Average																																																																																																						
3	17475.00	59.41	-17.89	68.38	49.75	41.94	15.79	57.87	---	Peak																																																																																																						



UNII-3 5725~5850MHz
WIFI 802.11n HT40 (Harmonic @ 3m)





UNII-3 5725~5850MHz
WIFI 802.11ac VHT80 (Harmonic @ 3m)

WIFI	UNII-3 5725~5850MHz Harmonic @ 3m																																																																																											
ANT	802.11ac VHT80 CH155 5775MHz																																																																																											
1	Horizontal	Vertical																																																																																										
Peak Avg.	<p>Date: 15 Date: 2022-05-27</p> <p>Site : 03CH02-SZ Condition : PART 15.407 3m HP_ANT_3117_0107 HORIZONTAL Project : 211916-01 Mode : Mode 30 SN : #19 GB227012194000K Plane : Z with Accessory setting : MCS9 power splling 14</p> <table border="1"> <thead> <tr> <th>Freq</th> <th>Level</th> <th>Over</th> <th>Limit</th> <th>ReadAntenna</th> <th>Cable</th> <th>Preamp</th> <th>A/Pos</th> <th>T/Pos</th> <th>Remark</th> </tr> <tr> <th>MHz</th> <th>dBuV/m</th> <th>dB</th> <th>dBuV/m</th> <th>dBuV</th> <th>dB/m</th> <th>dB</th> <th>dB</th> <th>cm</th> <th>deg</th> </tr> </thead> <tbody> <tr> <td>1 11550.00</td> <td>51.07</td> <td>-22.93</td> <td>74.00</td> <td>58.26</td> <td>38.40</td> <td>12.32</td> <td>57.91</td> <td>100</td> <td>215 Peak</td> </tr> <tr> <td>2 11550.00</td> <td>44.13</td> <td>-9.89</td> <td>54.00</td> <td>51.30</td> <td>38.40</td> <td>12.32</td> <td>57.91</td> <td>100</td> <td>215 Average</td> </tr> <tr> <td>3 17325.00</td> <td>49.49</td> <td>-11.51</td> <td>60.00</td> <td>48.74</td> <td>42.15</td> <td>15.52</td> <td>56.92</td> <td>---</td> <td>---</td> </tr> </tbody> </table>	Freq	Level	Over	Limit	ReadAntenna	Cable	Preamp	A/Pos	T/Pos	Remark	MHz	dBuV/m	dB	dBuV/m	dBuV	dB/m	dB	dB	cm	deg	1 11550.00	51.07	-22.93	74.00	58.26	38.40	12.32	57.91	100	215 Peak	2 11550.00	44.13	-9.89	54.00	51.30	38.40	12.32	57.91	100	215 Average	3 17325.00	49.49	-11.51	60.00	48.74	42.15	15.52	56.92	---	---	<p>Date: 16 Date: 2022-05-31</p> <p>Site : 03CH02-SZ Condition : PART 15.407 3m HP_ANT_3117_0107 VERTICAL Project : 211916-01 Mode : Mode 30 SN : #19 GB227012194000K Plane : Z with Accessory setting : MCS9 power splling 14</p> <table border="1"> <thead> <tr> <th>Freq</th> <th>Level</th> <th>Over</th> <th>Limit</th> <th>ReadAntenna</th> <th>Cable</th> <th>Preamp</th> <th>A/Pos</th> <th>T/Pos</th> <th>Remark</th> </tr> <tr> <th>MHz</th> <th>dBuV/m</th> <th>dB</th> <th>dBuV/m</th> <th>dBuV</th> <th>dB/m</th> <th>dB</th> <th>dB</th> <th>cm</th> <th>deg</th> </tr> </thead> <tbody> <tr> <td>1 11550.00</td> <td>50.87</td> <td>-23.93</td> <td>74.00</td> <td>57.26</td> <td>38.40</td> <td>12.32</td> <td>57.91</td> <td>100</td> <td>125 Peak</td> </tr> <tr> <td>2 17325.00</td> <td>49.54</td> <td>-18.74</td> <td>68.00</td> <td>48.81</td> <td>42.15</td> <td>15.52</td> <td>56.92</td> <td>---</td> <td>---</td> </tr> </tbody> </table>	Freq	Level	Over	Limit	ReadAntenna	Cable	Preamp	A/Pos	T/Pos	Remark	MHz	dBuV/m	dB	dBuV/m	dBuV	dB/m	dB	dB	cm	deg	1 11550.00	50.87	-23.93	74.00	57.26	38.40	12.32	57.91	100	125 Peak	2 17325.00	49.54	-18.74	68.00	48.81	42.15	15.52	56.92	---	---
Freq	Level	Over	Limit	ReadAntenna	Cable	Preamp	A/Pos	T/Pos	Remark																																																																																			
MHz	dBuV/m	dB	dBuV/m	dBuV	dB/m	dB	dB	cm	deg																																																																																			
1 11550.00	51.07	-22.93	74.00	58.26	38.40	12.32	57.91	100	215 Peak																																																																																			
2 11550.00	44.13	-9.89	54.00	51.30	38.40	12.32	57.91	100	215 Average																																																																																			
3 17325.00	49.49	-11.51	60.00	48.74	42.15	15.52	56.92	---	---																																																																																			
Freq	Level	Over	Limit	ReadAntenna	Cable	Preamp	A/Pos	T/Pos	Remark																																																																																			
MHz	dBuV/m	dB	dBuV/m	dBuV	dB/m	dB	dB	cm	deg																																																																																			
1 11550.00	50.87	-23.93	74.00	57.26	38.40	12.32	57.91	100	125 Peak																																																																																			
2 17325.00	49.54	-18.74	68.00	48.81	42.15	15.52	56.92	---	---																																																																																			



UNII-3 - 5725~5850MHz

Emission below 1GHz
5GHz WIFI 802.11n HT20 (LF)

WIFI	5GHz WIFI																																																																																																																																																																	
ANT	802.11n HT20 LF																																																																																																																																																																	
1	Horizontal	Vertical																																																																																																																																																																
QP / Peak	<p>Site : 03CH05-SZ Condition : FCC CLASS-B 3m VULB9168-01001 HORIZONTAL Project : 211916-01 Mode : Mode 34 MEI : #19-080227012154000K Plane : Z with Accessory MACSO power setting 16</p> <table border="1"> <thead> <tr> <th>Freq</th> <th>Level</th> <th>Over</th> <th>Limit</th> <th>ReadAntenna</th> <th>Cable</th> <th>Preamp</th> <th>A/Pos</th> <th>T/Pos</th> <th>Remark</th> </tr> <tr> <th>MHz</th> <th>dBuV/m</th> <th>dB</th> <th>dBuV/m</th> <th>dB</th> <th>dB</th> <th>dB</th> <th>dB</th> <th>dB</th> <th></th> </tr> </thead> <tbody> <tr> <td>1</td> <td>47.46</td> <td>19.75</td> <td>-20.25</td> <td>46.00</td> <td>32.38</td> <td>20.37</td> <td>2.13</td> <td>35.07</td> <td>--- Peak</td> </tr> <tr> <td>2</td> <td>196.84</td> <td>25.73</td> <td>-17.77</td> <td>43.50</td> <td>44.32</td> <td>16.51</td> <td>0.00</td> <td>35.10</td> <td>--- Peak</td> </tr> <tr> <td>3</td> <td>332.64</td> <td>25.38</td> <td>-18.73</td> <td>45.00</td> <td>36.52</td> <td>20.43</td> <td>3.23</td> <td>34.00</td> <td>--- Peak</td> </tr> <tr> <td>4</td> <td>453.09</td> <td>22.34</td> <td>-23.66</td> <td>46.00</td> <td>36.51</td> <td>23.22</td> <td>3.33</td> <td>34.70</td> <td>--- Peak</td> </tr> <tr> <td>5</td> <td>581.93</td> <td>34.56</td> <td>-11.44</td> <td>46.00</td> <td>29.87</td> <td>15.43</td> <td>3.00</td> <td>34.54</td> <td>--- Peak</td> </tr> <tr> <td>6</td> <td>822.49</td> <td>26.51</td> <td>-13.49</td> <td>46.00</td> <td>26.42</td> <td>28.39</td> <td>4.00</td> <td>34.30</td> <td>--- Peak</td> </tr> </tbody> </table>	Freq	Level	Over	Limit	ReadAntenna	Cable	Preamp	A/Pos	T/Pos	Remark	MHz	dBuV/m	dB	dBuV/m	dB	dB	dB	dB	dB		1	47.46	19.75	-20.25	46.00	32.38	20.37	2.13	35.07	--- Peak	2	196.84	25.73	-17.77	43.50	44.32	16.51	0.00	35.10	--- Peak	3	332.64	25.38	-18.73	45.00	36.52	20.43	3.23	34.00	--- Peak	4	453.09	22.34	-23.66	46.00	36.51	23.22	3.33	34.70	--- Peak	5	581.93	34.56	-11.44	46.00	29.87	15.43	3.00	34.54	--- Peak	6	822.49	26.51	-13.49	46.00	26.42	28.39	4.00	34.30	--- Peak	<p>Site : 03CH05-SZ Condition : FCC CLASS-B 3m VULB9168-01001 VERTICAL Project : 211916-01 Mode : Mode 34 MEI : #19-080227012154000K Plane : Z with Accessory MACSO power setting 16</p> <table border="1"> <thead> <tr> <th>Freq</th> <th>Level</th> <th>Over</th> <th>Limit</th> <th>ReadAntenna</th> <th>Cable</th> <th>Preamp</th> <th>A/Pos</th> <th>T/Pos</th> <th>Remark</th> </tr> <tr> <th>MHz</th> <th>dBuV/m</th> <th>dB</th> <th>dBuV/m</th> <th>dB</th> <th>dB</th> <th>dB</th> <th>dB</th> <th>dB</th> <th></th> </tr> </thead> <tbody> <tr> <td>1</td> <td>36.70</td> <td>30.86</td> <td>-14.14</td> <td>40.00</td> <td>46.48</td> <td>19.58</td> <td>0.00</td> <td>35.00</td> <td>--- Peak</td> </tr> <tr> <td>2</td> <td>98.14</td> <td>21.95</td> <td>-24.55</td> <td>43.50</td> <td>48.86</td> <td>13.92</td> <td>2.35</td> <td>35.18</td> <td>--- Peak</td> </tr> <tr> <td>3</td> <td>166.84</td> <td>23.81</td> <td>-18.49</td> <td>42.50</td> <td>42.86</td> <td>16.52</td> <td>2.74</td> <td>35.10</td> <td>--- Peak</td> </tr> <tr> <td>4</td> <td>332.64</td> <td>23.29</td> <td>-22.71</td> <td>46.00</td> <td>34.34</td> <td>20.63</td> <td>3.22</td> <td>34.00</td> <td>--- Peak</td> </tr> <tr> <td>5</td> <td>497.54</td> <td>23.65</td> <td>-22.34</td> <td>46.00</td> <td>31.11</td> <td>23.70</td> <td>3.46</td> <td>34.70</td> <td>--- Peak</td> </tr> <tr> <td>6</td> <td>868.80</td> <td>26.05</td> <td>-17.35</td> <td>46.00</td> <td>30.12</td> <td>26.70</td> <td>4.13</td> <td>34.30</td> <td>--- Peak</td> </tr> </tbody> </table>	Freq	Level	Over	Limit	ReadAntenna	Cable	Preamp	A/Pos	T/Pos	Remark	MHz	dBuV/m	dB	dBuV/m	dB	dB	dB	dB	dB		1	36.70	30.86	-14.14	40.00	46.48	19.58	0.00	35.00	--- Peak	2	98.14	21.95	-24.55	43.50	48.86	13.92	2.35	35.18	--- Peak	3	166.84	23.81	-18.49	42.50	42.86	16.52	2.74	35.10	--- Peak	4	332.64	23.29	-22.71	46.00	34.34	20.63	3.22	34.00	--- Peak	5	497.54	23.65	-22.34	46.00	31.11	23.70	3.46	34.70	--- Peak	6	868.80	26.05	-17.35	46.00	30.12	26.70	4.13	34.30	--- Peak
	Freq	Level	Over	Limit	ReadAntenna	Cable	Preamp	A/Pos	T/Pos	Remark																																																																																																																																																								
MHz	dBuV/m	dB	dBuV/m	dB	dB	dB	dB	dB																																																																																																																																																										
1	47.46	19.75	-20.25	46.00	32.38	20.37	2.13	35.07	--- Peak																																																																																																																																																									
2	196.84	25.73	-17.77	43.50	44.32	16.51	0.00	35.10	--- Peak																																																																																																																																																									
3	332.64	25.38	-18.73	45.00	36.52	20.43	3.23	34.00	--- Peak																																																																																																																																																									
4	453.09	22.34	-23.66	46.00	36.51	23.22	3.33	34.70	--- Peak																																																																																																																																																									
5	581.93	34.56	-11.44	46.00	29.87	15.43	3.00	34.54	--- Peak																																																																																																																																																									
6	822.49	26.51	-13.49	46.00	26.42	28.39	4.00	34.30	--- Peak																																																																																																																																																									
Freq	Level	Over	Limit	ReadAntenna	Cable	Preamp	A/Pos	T/Pos	Remark																																																																																																																																																									
MHz	dBuV/m	dB	dBuV/m	dB	dB	dB	dB	dB																																																																																																																																																										
1	36.70	30.86	-14.14	40.00	46.48	19.58	0.00	35.00	--- Peak																																																																																																																																																									
2	98.14	21.95	-24.55	43.50	48.86	13.92	2.35	35.18	--- Peak																																																																																																																																																									
3	166.84	23.81	-18.49	42.50	42.86	16.52	2.74	35.10	--- Peak																																																																																																																																																									
4	332.64	23.29	-22.71	46.00	34.34	20.63	3.22	34.00	--- Peak																																																																																																																																																									
5	497.54	23.65	-22.34	46.00	31.11	23.70	3.46	34.70	--- Peak																																																																																																																																																									
6	868.80	26.05	-17.35	46.00	30.12	26.70	4.13	34.30	--- Peak																																																																																																																																																									



<Ant 2>

UNII-3 - 5725~5850MHz
WIFI 802.11a (Band Edge @ 3m)

WIFI	UNII-3 5725~5850MHz Band Edge @ 3m																																																																																																										
ANT	802.11a CH149 5745MHz																																																																																																										
2	Horizontal	Fundamental																																																																																																									
Peak	<p>Site : 03CH02-SZ Condition : PEAK_BE(802.11a-2) 3m HF_ANT_3117_0107 HORIZONTAL Project : 211916-01 Mode : Mode 73 SN : #19 G08227012194000K Plane : Z with Accessory setting : EM power setting 16</p> <table border="1"> <thead> <tr> <th>Freq</th> <th>Level</th> <th>Over</th> <th>Limit</th> <th>ReadAntenna</th> <th>Cable</th> <th>Preamplifier</th> <th>A/Pos</th> <th>T/Pos</th> <th>Remark</th> </tr> <tr> <th>MHz</th> <th>dBuV/m</th> <th>dB</th> <th>dBuV/m</th> <th>dBuV</th> <th>dB/m</th> <th>dB</th> <th>dB</th> <th>cm</th> <th>deg</th> </tr> </thead> <tbody> <tr> <td>1</td> <td>5646.89</td> <td>58.89</td> <td>-17.41</td> <td>68.38</td> <td>36.25</td> <td>34.38</td> <td>18.54</td> <td>38.44</td> <td>100</td> <td>169 Peak</td> </tr> <tr> <td>2</td> <td>5672.08</td> <td>52.35</td> <td>-32.78</td> <td>85.42</td> <td>37.76</td> <td>34.48</td> <td>18.59</td> <td>38.49</td> <td>100</td> <td>169 Peak</td> </tr> <tr> <td>3</td> <td>5728.08</td> <td>54.97</td> <td>-35.44</td> <td>119.41</td> <td>49.28</td> <td>34.57</td> <td>18.61</td> <td>38.49</td> <td>100</td> <td>169 Peak</td> </tr> <tr> <td>4</td> <td>5728.48</td> <td>52.39</td> <td>-35.78</td> <td>115.99</td> <td>37.68</td> <td>34.57</td> <td>18.62</td> <td>38.49</td> <td>100</td> <td>169 Peak</td> </tr> </tbody> </table>	Freq	Level	Over	Limit	ReadAntenna	Cable	Preamplifier	A/Pos	T/Pos	Remark	MHz	dBuV/m	dB	dBuV/m	dBuV	dB/m	dB	dB	cm	deg	1	5646.89	58.89	-17.41	68.38	36.25	34.38	18.54	38.44	100	169 Peak	2	5672.08	52.35	-32.78	85.42	37.76	34.48	18.59	38.49	100	169 Peak	3	5728.08	54.97	-35.44	119.41	49.28	34.57	18.61	38.49	100	169 Peak	4	5728.48	52.39	-35.78	115.99	37.68	34.57	18.62	38.49	100	169 Peak	<p>Site : 03CH02-SZ Condition : PART 15.407 3m HF_ANT_3117_0107 HORIZONTAL Project : 211916-01 Mode : Mode 73 SN : #19 G08227012194000K Plane : Z with Accessory setting : EM power setting 16</p> <table border="1"> <thead> <tr> <th>Freq</th> <th>Level</th> <th>Over</th> <th>Limit</th> <th>ReadAntenna</th> <th>Cable</th> <th>Preamplifier</th> <th>A/Pos</th> <th>T/Pos</th> <th>Remark</th> </tr> <tr> <th>MHz</th> <th>dBuV/m</th> <th>dB</th> <th>dBuV/m</th> <th>dBuV</th> <th>dB/m</th> <th>dB</th> <th>dB</th> <th>cm</th> <th>deg</th> </tr> </thead> <tbody> <tr> <td>1</td> <td>5745.88</td> <td>89.78</td> <td>31.48</td> <td>68.38</td> <td>85.88</td> <td>34.68</td> <td>18.62</td> <td>38.44</td> <td>100</td> <td>169 Peak</td> </tr> <tr> <td>2</td> <td>5745.88</td> <td>82.28</td> <td>.....</td> <td>77.46</td> <td>36.68</td> <td>18.62</td> <td>38.44</td> <td>100</td> <td>169 Average</td> </tr> </tbody> </table>	Freq	Level	Over	Limit	ReadAntenna	Cable	Preamplifier	A/Pos	T/Pos	Remark	MHz	dBuV/m	dB	dBuV/m	dBuV	dB/m	dB	dB	cm	deg	1	5745.88	89.78	31.48	68.38	85.88	34.68	18.62	38.44	100	169 Peak	2	5745.88	82.28	77.46	36.68	18.62	38.44	100	169 Average
Freq	Level	Over	Limit	ReadAntenna	Cable	Preamplifier	A/Pos	T/Pos	Remark																																																																																																		
MHz	dBuV/m	dB	dBuV/m	dBuV	dB/m	dB	dB	cm	deg																																																																																																		
1	5646.89	58.89	-17.41	68.38	36.25	34.38	18.54	38.44	100	169 Peak																																																																																																	
2	5672.08	52.35	-32.78	85.42	37.76	34.48	18.59	38.49	100	169 Peak																																																																																																	
3	5728.08	54.97	-35.44	119.41	49.28	34.57	18.61	38.49	100	169 Peak																																																																																																	
4	5728.48	52.39	-35.78	115.99	37.68	34.57	18.62	38.49	100	169 Peak																																																																																																	
Freq	Level	Over	Limit	ReadAntenna	Cable	Preamplifier	A/Pos	T/Pos	Remark																																																																																																		
MHz	dBuV/m	dB	dBuV/m	dBuV	dB/m	dB	dB	cm	deg																																																																																																		
1	5745.88	89.78	31.48	68.38	85.88	34.68	18.62	38.44	100	169 Peak																																																																																																	
2	5745.88	82.28	77.46	36.68	18.62	38.44	100	169 Average																																																																																																		



WIFI	UNII-3 5725~5850MHz Band Edge @ 3m																																																																																																														
ANT	802.11a CH149 5745MHz																																																																																																														
2	Vertical	Fundamental																																																																																																													
Peak	<p>Date: 3 Level (dBuV/m)</p> <p>Date: 2022-05-28 PEAK: 115.21</p> <p>Site : 03CH02-SZ Condition : PEAK_BE(B4)_16-24 3m HF_ANT_3117_0107 VERTICAL Project : 211916-01 Mode : Mode 73 SN : #19 GIB227012194000K Plane : Z with Accessory setting : GM power setting 15</p> <table border="1"> <thead> <tr> <th>Peak</th> <th>Freq</th> <th>Level</th> <th>Over</th> <th>Limit</th> <th>ReadAntenna</th> <th>Cable</th> <th>Preamp</th> <th>A/Pos</th> <th>T/Pos</th> <th>Remark</th> </tr> <tr> <th></th> <th>MHz</th> <th>dBuV/m</th> <th>dB</th> <th>dBuV/m</th> <th>dBuV</th> <th>dB/m</th> <th>dB</th> <th>dB</th> <th>cm</th> <th>deg</th> </tr> </thead> <tbody> <tr> <td>1</td> <td>5645.48</td> <td>52.71</td> <td>-15.59</td> <td>68.30</td> <td>38.27</td> <td>34.38</td> <td>18.58</td> <td>38.44</td> <td>122</td> <td>199 Peak</td> </tr> <tr> <td>2</td> <td>5677.28</td> <td>53.85</td> <td>-15.38</td> <td>68.43</td> <td>38.55</td> <td>34.48</td> <td>18.55</td> <td>38.45</td> <td>122</td> <td>199 Peak</td> </tr> <tr> <td>3</td> <td>5713.88</td> <td>55.97</td> <td>-13.18</td> <td>109.87</td> <td>41.32</td> <td>34.53</td> <td>18.61</td> <td>38.49</td> <td>122</td> <td>199 Peak</td> </tr> <tr> <td>4</td> <td>5733.88</td> <td>54.51</td> <td>-13.12</td> <td>117.64</td> <td>39.83</td> <td>34.27</td> <td>18.63</td> <td>38.45</td> <td>122</td> <td>199 Peak</td> </tr> </tbody> </table>	Peak	Freq	Level	Over	Limit	ReadAntenna	Cable	Preamp	A/Pos	T/Pos	Remark		MHz	dBuV/m	dB	dBuV/m	dBuV	dB/m	dB	dB	cm	deg	1	5645.48	52.71	-15.59	68.30	38.27	34.38	18.58	38.44	122	199 Peak	2	5677.28	53.85	-15.38	68.43	38.55	34.48	18.55	38.45	122	199 Peak	3	5713.88	55.97	-13.18	109.87	41.32	34.53	18.61	38.49	122	199 Peak	4	5733.88	54.51	-13.12	117.64	39.83	34.27	18.63	38.45	122	199 Peak	<p>Date: 4 Level (dBuV/m)</p> <p>Date: 2022-05-28 PEAK: 115.407</p> <p>Site : 03CH02-SZ Condition : PEAK_15.407 3m HF_ANT_3117_0107 VERTICAL Project : 211916-01 Mode : Mode 73 SN : #19 GIB227012194000K Plane : Z with Accessory setting : GM power setting 15</p> <table border="1"> <thead> <tr> <th>Peak</th> <th>Freq</th> <th>Level</th> <th>Over</th> <th>Limit</th> <th>ReadAntenna</th> <th>Cable</th> <th>Preamp</th> <th>A/Pos</th> <th>T/Pos</th> <th>Remark</th> </tr> <tr> <th></th> <th>MHz</th> <th>dBuV/m</th> <th>dB</th> <th>dBuV/m</th> <th>dBuV</th> <th>dB/m</th> <th>dB</th> <th>dB</th> <th>cm</th> <th>deg</th> </tr> </thead> <tbody> <tr> <td>1</td> <td>5745.00</td> <td>104.38</td> <td>36.00</td> <td>68.38</td> <td>89.52</td> <td>34.68</td> <td>18.62</td> <td>38.44</td> <td>122</td> <td>199 Peak</td> </tr> <tr> <td>2</td> <td>5745.00</td> <td>105.88</td> <td>.....</td> <td>62.18</td> <td>35.68</td> <td>18.62</td> <td>38.44</td> <td>122</td> <td>199 Average</td> </tr> </tbody> </table>	Peak	Freq	Level	Over	Limit	ReadAntenna	Cable	Preamp	A/Pos	T/Pos	Remark		MHz	dBuV/m	dB	dBuV/m	dBuV	dB/m	dB	dB	cm	deg	1	5745.00	104.38	36.00	68.38	89.52	34.68	18.62	38.44	122	199 Peak	2	5745.00	105.88	62.18	35.68	18.62	38.44	122	199 Average
	Peak	Freq	Level	Over	Limit	ReadAntenna	Cable	Preamp	A/Pos	T/Pos	Remark																																																																																																				
	MHz	dBuV/m	dB	dBuV/m	dBuV	dB/m	dB	dB	cm	deg																																																																																																					
1	5645.48	52.71	-15.59	68.30	38.27	34.38	18.58	38.44	122	199 Peak																																																																																																					
2	5677.28	53.85	-15.38	68.43	38.55	34.48	18.55	38.45	122	199 Peak																																																																																																					
3	5713.88	55.97	-13.18	109.87	41.32	34.53	18.61	38.49	122	199 Peak																																																																																																					
4	5733.88	54.51	-13.12	117.64	39.83	34.27	18.63	38.45	122	199 Peak																																																																																																					
Peak	Freq	Level	Over	Limit	ReadAntenna	Cable	Preamp	A/Pos	T/Pos	Remark																																																																																																					
	MHz	dBuV/m	dB	dBuV/m	dBuV	dB/m	dB	dB	cm	deg																																																																																																					
1	5745.00	104.38	36.00	68.38	89.52	34.68	18.62	38.44	122	199 Peak																																																																																																					
2	5745.00	105.88	62.18	35.68	18.62	38.44	122	199 Average																																																																																																						



WIFI	UNII-3 5725~5850MHz Band Edge @ 3m																																																																																																																									
ANT	802.11a CH157 5785MHz																																																																																																																									
2	Horizontal	Fundamental																																																																																																																								
Peak	<p>Date: 1 Level (dBuV/m)</p> <p>Date: 2022-05-28 PEAK: 115.24</p> <p>Site : 03CH02-SZ Condition : PEAK_BEB4_16-24 3m HF_ANT_3117_0107 HORIZONTAL Project : 211916-01 Mode : Mode 74 SN : #19 G0B227012194000K Plane : Z with Accessory setting : EM power setting 15</p> <table border="1"> <thead> <tr> <th>Peak</th> <th>Freq</th> <th>Level</th> <th>Limit</th> <th>Over</th> <th>Line</th> <th>ReadAntenna</th> <th>Cable</th> <th>Preamp</th> <th>A/Pos</th> <th>T/Pos</th> <th>Remark</th> </tr> <tr> <th></th> <th>MHz</th> <th>dBuV/m</th> <th>dB</th> <th>dBuV/m</th> <th>dBuV</th> <th>dB/m</th> <th>dB</th> <th>dB</th> <th>ce</th> <th>deg</th> <th></th> </tr> </thead> <tbody> <tr> <td>1</td> <td>5697.28</td> <td>52.23</td> <td>-16.09</td> <td>68.30</td> <td>37.75</td> <td>34.30</td> <td>18.56</td> <td>30.49</td> <td>130</td> <td></td> <td>170 Peak</td> </tr> <tr> <td>2</td> <td>5699.09</td> <td>53.49</td> <td>-16.09</td> <td>101.52</td> <td>38.93</td> <td>34.30</td> <td>18.56</td> <td>30.53</td> <td>130</td> <td></td> <td>170 Peak</td> </tr> <tr> <td>3</td> <td>5708.09</td> <td>53.23</td> <td>-11.97</td> <td>105.20</td> <td>38.65</td> <td>34.30</td> <td>18.61</td> <td>30.53</td> <td>130</td> <td></td> <td>170 Peak</td> </tr> <tr> <td>4</td> <td>5728.48</td> <td>52.09</td> <td>-15.62</td> <td>111.71</td> <td>37.48</td> <td>34.37</td> <td>18.63</td> <td>30.49</td> <td>130</td> <td></td> <td>170 Peak</td> </tr> </tbody> </table>	Peak	Freq	Level	Limit	Over	Line	ReadAntenna	Cable	Preamp	A/Pos	T/Pos	Remark		MHz	dBuV/m	dB	dBuV/m	dBuV	dB/m	dB	dB	ce	deg		1	5697.28	52.23	-16.09	68.30	37.75	34.30	18.56	30.49	130		170 Peak	2	5699.09	53.49	-16.09	101.52	38.93	34.30	18.56	30.53	130		170 Peak	3	5708.09	53.23	-11.97	105.20	38.65	34.30	18.61	30.53	130		170 Peak	4	5728.48	52.09	-15.62	111.71	37.48	34.37	18.63	30.49	130		170 Peak	<p>Date: 2 Level (dBuV/m)</p> <p>Date: 2022-05-28 PEAK: 115.407</p> <p>Site : 03CH02-SZ Condition : PEAK_15.407 3m HF_ANT_3117_0107 HORIZONTAL Project : 211916-01 Mode : Mode 74 SN : #19 G0B227012194000K Plane : Z with Accessory setting : EM power setting 15</p> <table border="1"> <thead> <tr> <th>Peak</th> <th>Freq</th> <th>Level</th> <th>Limit</th> <th>Over</th> <th>Line</th> <th>ReadAntenna</th> <th>Cable</th> <th>Preamp</th> <th>A/Pos</th> <th>T/Pos</th> <th>Remark</th> </tr> <tr> <th></th> <th>MHz</th> <th>dBuV/m</th> <th>dB</th> <th>dBuV/m</th> <th>dBuV</th> <th>dB/m</th> <th>dB</th> <th>dB</th> <th>ce</th> <th>deg</th> <th></th> </tr> </thead> <tbody> <tr> <td>1</td> <td>5785.00</td> <td>101.12</td> <td>32.82</td> <td>68.30</td> <td>86.17</td> <td>34.67</td> <td>18.64</td> <td>30.36</td> <td>130</td> <td></td> <td>170 Peak</td> </tr> <tr> <td>2</td> <td>5785.00</td> <td>103.86</td> <td>.....</td> <td>78.89</td> <td>34.67</td> <td>18.64</td> <td>30.36</td> <td>130</td> <td></td> <td></td> <td>170 Average</td> </tr> </tbody> </table>	Peak	Freq	Level	Limit	Over	Line	ReadAntenna	Cable	Preamp	A/Pos	T/Pos	Remark		MHz	dBuV/m	dB	dBuV/m	dBuV	dB/m	dB	dB	ce	deg		1	5785.00	101.12	32.82	68.30	86.17	34.67	18.64	30.36	130		170 Peak	2	5785.00	103.86	78.89	34.67	18.64	30.36	130			170 Average
Peak	Freq	Level	Limit	Over	Line	ReadAntenna	Cable	Preamp	A/Pos	T/Pos	Remark																																																																																																															
	MHz	dBuV/m	dB	dBuV/m	dBuV	dB/m	dB	dB	ce	deg																																																																																																																
1	5697.28	52.23	-16.09	68.30	37.75	34.30	18.56	30.49	130		170 Peak																																																																																																															
2	5699.09	53.49	-16.09	101.52	38.93	34.30	18.56	30.53	130		170 Peak																																																																																																															
3	5708.09	53.23	-11.97	105.20	38.65	34.30	18.61	30.53	130		170 Peak																																																																																																															
4	5728.48	52.09	-15.62	111.71	37.48	34.37	18.63	30.49	130		170 Peak																																																																																																															
Peak	Freq	Level	Limit	Over	Line	ReadAntenna	Cable	Preamp	A/Pos	T/Pos	Remark																																																																																																															
	MHz	dBuV/m	dB	dBuV/m	dBuV	dB/m	dB	dB	ce	deg																																																																																																																
1	5785.00	101.12	32.82	68.30	86.17	34.67	18.64	30.36	130		170 Peak																																																																																																															
2	5785.00	103.86	78.89	34.67	18.64	30.36	130			170 Average																																																																																																															
Peak	<p>Date: 3 Level (dBuV/m)</p> <p>Date: 2022-05-28 PEAK: 115.24</p> <p>Site : 03CH02-SZ Condition : PEAK_BEB4_16-24 3m HF_ANT_3117_0107 HORIZONTAL Project : 211916-01 Mode : Mode 74 SN : #19 G0B227012194000K Plane : Z with Accessory setting : EM power setting 15</p> <table border="1"> <thead> <tr> <th>Peak</th> <th>Freq</th> <th>Level</th> <th>Limit</th> <th>Over</th> <th>Line</th> <th>ReadAntenna</th> <th>Cable</th> <th>Preamp</th> <th>A/Pos</th> <th>T/Pos</th> <th>Remark</th> </tr> <tr> <th></th> <th>MHz</th> <th>dBuV/m</th> <th>dB</th> <th>dBuV/m</th> <th>dBuV</th> <th>dB/m</th> <th>dB</th> <th>dB</th> <th>ce</th> <th>deg</th> <th></th> </tr> </thead> <tbody> <tr> <td>1</td> <td>5854.00</td> <td>51.79</td> <td>-11.29</td> <td>113.08</td> <td>36.66</td> <td>34.93</td> <td>18.68</td> <td>30.48</td> <td>130</td> <td></td> <td>170 Peak</td> </tr> <tr> <td>2</td> <td>5863.00</td> <td>52.88</td> <td>-15.28</td> <td>108.33</td> <td>37.71</td> <td>34.93</td> <td>18.73</td> <td>30.53</td> <td>130</td> <td></td> <td>170 Peak</td> </tr> <tr> <td>3</td> <td>5881.00</td> <td>53.83</td> <td>-16.97</td> <td>100.00</td> <td>37.68</td> <td>34.97</td> <td>18.73</td> <td>30.53</td> <td>130</td> <td></td> <td>170 Peak</td> </tr> <tr> <td>4</td> <td>5936.00</td> <td>53.42</td> <td>-14.88</td> <td>68.30</td> <td>38.06</td> <td>35.07</td> <td>18.70</td> <td>30.49</td> <td>130</td> <td></td> <td>170 Peak</td> </tr> </tbody> </table>	Peak	Freq	Level	Limit	Over	Line	ReadAntenna	Cable	Preamp	A/Pos	T/Pos	Remark		MHz	dBuV/m	dB	dBuV/m	dBuV	dB/m	dB	dB	ce	deg		1	5854.00	51.79	-11.29	113.08	36.66	34.93	18.68	30.48	130		170 Peak	2	5863.00	52.88	-15.28	108.33	37.71	34.93	18.73	30.53	130		170 Peak	3	5881.00	53.83	-16.97	100.00	37.68	34.97	18.73	30.53	130		170 Peak	4	5936.00	53.42	-14.88	68.30	38.06	35.07	18.70	30.49	130		170 Peak	Left blank																																																
Peak	Freq	Level	Limit	Over	Line	ReadAntenna	Cable	Preamp	A/Pos	T/Pos	Remark																																																																																																															
	MHz	dBuV/m	dB	dBuV/m	dBuV	dB/m	dB	dB	ce	deg																																																																																																																
1	5854.00	51.79	-11.29	113.08	36.66	34.93	18.68	30.48	130		170 Peak																																																																																																															
2	5863.00	52.88	-15.28	108.33	37.71	34.93	18.73	30.53	130		170 Peak																																																																																																															
3	5881.00	53.83	-16.97	100.00	37.68	34.97	18.73	30.53	130		170 Peak																																																																																																															
4	5936.00	53.42	-14.88	68.30	38.06	35.07	18.70	30.49	130		170 Peak																																																																																																															



WIFI	UNII-3 5725~5850MHz Band Edge @ 3m																																																																																																											
ANT	802.11a CH157 5785MHz																																																																																																											
2	Vertical	Fundamental																																																																																																										
Peak	<p>Date: 4 Date: 2022-05-28</p> <p>Site : 03CH02-SZ Condition : PEAK_BE(B4)_16-24 3m HF_ANT_3117_0107 VERTICAL Project : 211916-01 Mode : Mode 74 SN : #19 G0B2Z7012194000K Plane : Z with Accessory setting : GM power setting 15</p> <table border="1"> <thead> <tr> <th>Line</th> <th>Over</th> <th>Limit</th> <th>ReadAntenna</th> <th>Cable</th> <th>Preamp</th> <th>A/Pos</th> <th>T/Pos</th> <th>Remark</th> </tr> <tr> <th>Line</th> <th>Level</th> <th>Level</th> <th>Factor</th> <th>Loss</th> <th>Factor</th> <th>dB</th> <th>deg</th> <th></th> </tr> </thead> <tbody> <tr> <td>1</td> <td>5684.00</td> <td>52.38</td> <td>-15.92</td> <td>68.38</td> <td>37.92</td> <td>34.38</td> <td>18.56</td> <td>38.48</td> <td>135</td> <td>286</td> <td>Peak</td> </tr> <tr> <td>2</td> <td>5695.00</td> <td>52.35</td> <td>-16.97</td> <td>189.52</td> <td>37.89</td> <td>34.38</td> <td>18.55</td> <td>38.53</td> <td>135</td> <td>286</td> <td>Peak</td> </tr> <tr> <td>3</td> <td>5717.00</td> <td>52.00</td> <td>-17.16</td> <td>189.95</td> <td>38.15</td> <td>34.53</td> <td>18.61</td> <td>38.49</td> <td>135</td> <td>286</td> <td>Peak</td> </tr> <tr> <td>4</td> <td>5726.00</td> <td>52.42</td> <td>-16.15</td> <td>121.17</td> <td>37.33</td> <td>34.37</td> <td>18.63</td> <td>38.48</td> <td>135</td> <td>286</td> <td>Peak</td> </tr> </tbody> </table>	Line	Over	Limit	ReadAntenna	Cable	Preamp	A/Pos	T/Pos	Remark	Line	Level	Level	Factor	Loss	Factor	dB	deg		1	5684.00	52.38	-15.92	68.38	37.92	34.38	18.56	38.48	135	286	Peak	2	5695.00	52.35	-16.97	189.52	37.89	34.38	18.55	38.53	135	286	Peak	3	5717.00	52.00	-17.16	189.95	38.15	34.53	18.61	38.49	135	286	Peak	4	5726.00	52.42	-16.15	121.17	37.33	34.37	18.63	38.48	135	286	Peak	<p>Date: 5 Date: 2022-05-28</p> <p>Site : 03CH02-SZ Condition : PART 15.407 3m HF_ANT_3117_0107 VERTICAL Project : 211916-01 Mode : Mode 74 SN : #19 G0B2Z7012194000K Plane : Z with Accessory setting : GM power setting 15</p> <table border="1"> <thead> <tr> <th>Line</th> <th>Over</th> <th>Limit</th> <th>ReadAntenna</th> <th>Cable</th> <th>Preamp</th> <th>A/Pos</th> <th>T/Pos</th> <th>Remark</th> </tr> <tr> <th>Line</th> <th>Level</th> <th>Level</th> <th>Factor</th> <th>Loss</th> <th>Factor</th> <th>dB</th> <th>deg</th> <th></th> </tr> </thead> <tbody> <tr> <td>1</td> <td>5785.00</td> <td>145.11</td> <td>36.81</td> <td>68.38</td> <td>38.16</td> <td>16.64</td> <td>38.36</td> <td>135</td> <td>286</td> <td>Peak</td> </tr> <tr> <td>2</td> <td>5785.00</td> <td>107.35</td> <td>.....</td> <td>82.48</td> <td>38.67</td> <td>16.64</td> <td>38.36</td> <td>135</td> <td>286</td> <td>Average</td> </tr> </tbody> </table>	Line	Over	Limit	ReadAntenna	Cable	Preamp	A/Pos	T/Pos	Remark	Line	Level	Level	Factor	Loss	Factor	dB	deg		1	5785.00	145.11	36.81	68.38	38.16	16.64	38.36	135	286	Peak	2	5785.00	107.35	82.48	38.67	16.64	38.36	135	286	Average
Line	Over	Limit	ReadAntenna	Cable	Preamp	A/Pos	T/Pos	Remark																																																																																																				
Line	Level	Level	Factor	Loss	Factor	dB	deg																																																																																																					
1	5684.00	52.38	-15.92	68.38	37.92	34.38	18.56	38.48	135	286	Peak																																																																																																	
2	5695.00	52.35	-16.97	189.52	37.89	34.38	18.55	38.53	135	286	Peak																																																																																																	
3	5717.00	52.00	-17.16	189.95	38.15	34.53	18.61	38.49	135	286	Peak																																																																																																	
4	5726.00	52.42	-16.15	121.17	37.33	34.37	18.63	38.48	135	286	Peak																																																																																																	
Line	Over	Limit	ReadAntenna	Cable	Preamp	A/Pos	T/Pos	Remark																																																																																																				
Line	Level	Level	Factor	Loss	Factor	dB	deg																																																																																																					
1	5785.00	145.11	36.81	68.38	38.16	16.64	38.36	135	286	Peak																																																																																																		
2	5785.00	107.35	82.48	38.67	16.64	38.36	135	286	Average																																																																																																		
Peak	<p>Date: 6 Date: 2022-05-28</p> <p>Site : 03CH02-SZ Condition : PEAK_BE(B4)_16-24 3m HF_ANT_3117_0107 VERTICAL Project : 211916-01 Mode : Mode 74 SN : #19 G0B2Z7012194000K Plane : Z with Accessory setting : GM power setting 15</p> <table border="1"> <thead> <tr> <th>Line</th> <th>Over</th> <th>Limit</th> <th>ReadAntenna</th> <th>Cable</th> <th>Preamp</th> <th>A/Pos</th> <th>T/Pos</th> <th>Remark</th> </tr> <tr> <th>Line</th> <th>Level</th> <th>Level</th> <th>Factor</th> <th>Loss</th> <th>Factor</th> <th>dB</th> <th>deg</th> <th></th> </tr> </thead> <tbody> <tr> <td>1</td> <td>5850.00</td> <td>53.93</td> <td>-15.17</td> <td>122.28</td> <td>37.93</td> <td>34.90</td> <td>18.68</td> <td>38.48</td> <td>135</td> <td>286</td> <td>Peak</td> </tr> <tr> <td>2</td> <td>5867.00</td> <td>54.89</td> <td>-15.26</td> <td>187.27</td> <td>38.30</td> <td>34.93</td> <td>18.73</td> <td>38.53</td> <td>135</td> <td>286</td> <td>Peak</td> </tr> <tr> <td>3</td> <td>5882.00</td> <td>53.48</td> <td>-15.41</td> <td>84.89</td> <td>38.32</td> <td>35.96</td> <td>18.75</td> <td>38.59</td> <td>135</td> <td>286</td> <td>Peak</td> </tr> <tr> <td>4</td> <td>5941.29</td> <td>52.93</td> <td>-15.37</td> <td>68.38</td> <td>37.54</td> <td>35.18</td> <td>18.78</td> <td>38.49</td> <td>135</td> <td>286</td> <td>Peak</td> </tr> </tbody> </table>	Line	Over	Limit	ReadAntenna	Cable	Preamp	A/Pos	T/Pos	Remark	Line	Level	Level	Factor	Loss	Factor	dB	deg		1	5850.00	53.93	-15.17	122.28	37.93	34.90	18.68	38.48	135	286	Peak	2	5867.00	54.89	-15.26	187.27	38.30	34.93	18.73	38.53	135	286	Peak	3	5882.00	53.48	-15.41	84.89	38.32	35.96	18.75	38.59	135	286	Peak	4	5941.29	52.93	-15.37	68.38	37.54	35.18	18.78	38.49	135	286	Peak	Left blank																																								
Line	Over	Limit	ReadAntenna	Cable	Preamp	A/Pos	T/Pos	Remark																																																																																																				
Line	Level	Level	Factor	Loss	Factor	dB	deg																																																																																																					
1	5850.00	53.93	-15.17	122.28	37.93	34.90	18.68	38.48	135	286	Peak																																																																																																	
2	5867.00	54.89	-15.26	187.27	38.30	34.93	18.73	38.53	135	286	Peak																																																																																																	
3	5882.00	53.48	-15.41	84.89	38.32	35.96	18.75	38.59	135	286	Peak																																																																																																	
4	5941.29	52.93	-15.37	68.38	37.54	35.18	18.78	38.49	135	286	Peak																																																																																																	



WIFI	UNII-3 5725~5850MHz Band Edge @ 3m																																																																																																																																													
ANT	802.11a CH165 5825MHz																																																																																																																																													
2	Horizontal	Fundamental																																																																																																																																												
Peak	<p>Site : 03CH02-SZ Condition : PEAK_BEB(4)_16.24 3m HF_ANT_3117_0107 HORIZONTAL Project : 211916-01 Mode : Mode 75 SN : #19 08E227012194000K Plane : Z with Accessory setting : GM power setting 16</p> <table border="1"> <thead> <tr> <th>Peak</th> <th>Freq</th> <th>Level</th> <th>Limit</th> <th>Over</th> <th>Line</th> <th>Level</th> <th>Factor</th> <th>ReadAntenna</th> <th>Cable</th> <th>Preamp</th> <th>A/Pos</th> <th>T/Pos</th> <th>Remark</th> </tr> <tr> <th></th> <th>MHz</th> <th>dBuV/m</th> <th>dB</th> <th>dBuV/m</th> <th>dBuV</th> <th>dB/m</th> <th>dB</th> <th>dB</th> <th>dB</th> <th>dB</th> <th>cm</th> <th>deg</th> <th></th> </tr> </thead> <tbody> <tr> <td>1</td> <td>5825.08</td> <td>58.53</td> <td>-62.32</td> <td>120.83</td> <td>43.41</td> <td>34.98</td> <td>18.68</td> <td>38.48</td> <td>132</td> <td>172</td> <td>Peak</td> <td></td> <td></td> </tr> <tr> <td>2</td> <td>5866.08</td> <td>53.81</td> <td>-55.18</td> <td>108.17</td> <td>37.08</td> <td>34.53</td> <td>18.73</td> <td>38.53</td> <td>132</td> <td>172</td> <td>Peak</td> <td></td> <td></td> </tr> <tr> <td>3</td> <td>5878.08</td> <td>52.88</td> <td>-49.65</td> <td>102.53</td> <td>37.73</td> <td>34.97</td> <td>18.71</td> <td>38.53</td> <td>132</td> <td>172</td> <td>Peak</td> <td></td> <td></td> </tr> <tr> <td>4</td> <td>5927.08</td> <td>51.78</td> <td>-45.08</td> <td>95.28</td> <td>36.42</td> <td>35.87</td> <td>18.75</td> <td>38.54</td> <td>132</td> <td>172</td> <td>Peak</td> <td></td> <td></td> </tr> </tbody> </table>	Peak	Freq	Level	Limit	Over	Line	Level	Factor	ReadAntenna	Cable	Preamp	A/Pos	T/Pos	Remark		MHz	dBuV/m	dB	dBuV/m	dBuV	dB/m	dB	dB	dB	dB	cm	deg		1	5825.08	58.53	-62.32	120.83	43.41	34.98	18.68	38.48	132	172	Peak			2	5866.08	53.81	-55.18	108.17	37.08	34.53	18.73	38.53	132	172	Peak			3	5878.08	52.88	-49.65	102.53	37.73	34.97	18.71	38.53	132	172	Peak			4	5927.08	51.78	-45.08	95.28	36.42	35.87	18.75	38.54	132	172	Peak			<p>Site : 03CH02-SZ Condition : PEAK 15.4(7) 3m HF_ANT_3117_0107 HORIZONTAL Project : 211916-01 Mode : Mode 75 SN : #19 08E227012194000K Plane : Z with Accessory setting : GM power setting 16</p> <table border="1"> <thead> <tr> <th>Peak</th> <th>Freq</th> <th>Level</th> <th>Limit</th> <th>Over</th> <th>Line</th> <th>Level</th> <th>Factor</th> <th>ReadAntenna</th> <th>Cable</th> <th>Preamp</th> <th>A/Pos</th> <th>T/Pos</th> <th>Remark</th> </tr> <tr> <th></th> <th>MHz</th> <th>dBuV/m</th> <th>dB</th> <th>dBuV/m</th> <th>dBuV</th> <th>dB/m</th> <th>dB</th> <th>dB</th> <th>dB</th> <th>dB</th> <th>cm</th> <th>deg</th> <th></th> </tr> </thead> <tbody> <tr> <td>1</td> <td>5825.08</td> <td>100.62</td> <td>32.32</td> <td>68.38</td> <td>85.53</td> <td>34.83</td> <td>18.68</td> <td>38.42</td> <td>132</td> <td>172</td> <td>Peak</td> <td></td> <td></td> </tr> <tr> <td>2</td> <td>5825.08</td> <td>152.98</td> <td>.....</td> <td>77.89</td> <td>38.82</td> <td>18.68</td> <td>38.42</td> <td>132</td> <td>172</td> <td>Average</td> <td></td> <td></td> <td></td> </tr> </tbody> </table>	Peak	Freq	Level	Limit	Over	Line	Level	Factor	ReadAntenna	Cable	Preamp	A/Pos	T/Pos	Remark		MHz	dBuV/m	dB	dBuV/m	dBuV	dB/m	dB	dB	dB	dB	cm	deg		1	5825.08	100.62	32.32	68.38	85.53	34.83	18.68	38.42	132	172	Peak			2	5825.08	152.98	77.89	38.82	18.68	38.42	132	172	Average			
Peak	Freq	Level	Limit	Over	Line	Level	Factor	ReadAntenna	Cable	Preamp	A/Pos	T/Pos	Remark																																																																																																																																	
	MHz	dBuV/m	dB	dBuV/m	dBuV	dB/m	dB	dB	dB	dB	cm	deg																																																																																																																																		
1	5825.08	58.53	-62.32	120.83	43.41	34.98	18.68	38.48	132	172	Peak																																																																																																																																			
2	5866.08	53.81	-55.18	108.17	37.08	34.53	18.73	38.53	132	172	Peak																																																																																																																																			
3	5878.08	52.88	-49.65	102.53	37.73	34.97	18.71	38.53	132	172	Peak																																																																																																																																			
4	5927.08	51.78	-45.08	95.28	36.42	35.87	18.75	38.54	132	172	Peak																																																																																																																																			
Peak	Freq	Level	Limit	Over	Line	Level	Factor	ReadAntenna	Cable	Preamp	A/Pos	T/Pos	Remark																																																																																																																																	
	MHz	dBuV/m	dB	dBuV/m	dBuV	dB/m	dB	dB	dB	dB	cm	deg																																																																																																																																		
1	5825.08	100.62	32.32	68.38	85.53	34.83	18.68	38.42	132	172	Peak																																																																																																																																			
2	5825.08	152.98	77.89	38.82	18.68	38.42	132	172	Average																																																																																																																																				



WIFI	UNII-3 5725~5850MHz Band Edge @ 3m																																																																																																																									
ANT	802.11a CH165 5825MHz																																																																																																																									
2	Vertical	Fundamental																																																																																																																								
Peak	<p>Site : 03CH02-SZ Condition : PEAK_BE(B4)_16.24 3m HF_ANT_3117_0107 VERTICAL Project : 211916-01 Mode : Mode 75 SN : #19 G8E227012194000K Plane : Z with Accessory setting : GM power setting 16</p> <table border="1"> <thead> <tr> <th>Peak</th> <th>Freq</th> <th>Level</th> <th>Limit</th> <th>Over</th> <th>Line</th> <th>ReadAntenna</th> <th>Cable</th> <th>Preamp</th> <th>A/Pos</th> <th>T/Pos</th> <th>Remark</th> </tr> <tr> <th></th> <th>MHz</th> <th>dBuV/m</th> <th>dB</th> <th>dBuV/m</th> <th>dBuV/m</th> <th>dB/m</th> <th>dB</th> <th>dB</th> <th>cm</th> <th>deg</th> <th></th> </tr> </thead> <tbody> <tr> <td>1</td> <td>5851.08</td> <td>54.85</td> <td>-63.25</td> <td>118.10</td> <td>39.75</td> <td>34.98</td> <td>18.68</td> <td>38.48</td> <td>126</td> <td>283</td> <td>Peak</td> </tr> <tr> <td>2</td> <td>5827.08</td> <td>54.86</td> <td>-55.24</td> <td>118.87</td> <td>39.78</td> <td>34.53</td> <td>18.73</td> <td>38.48</td> <td>126</td> <td>283</td> <td>Peak</td> </tr> <tr> <td>3</td> <td>5891.28</td> <td>54.24</td> <td>-58.94</td> <td>95.18</td> <td>39.12</td> <td>35.89</td> <td>18.71</td> <td>38.59</td> <td>126</td> <td>283</td> <td>Peak</td> </tr> <tr> <td>4</td> <td>5935.68</td> <td>52.74</td> <td>-55.56</td> <td>68.28</td> <td>37.38</td> <td>35.87</td> <td>18.78</td> <td>38.49</td> <td>126</td> <td>283</td> <td>Peak</td> </tr> </tbody> </table>	Peak	Freq	Level	Limit	Over	Line	ReadAntenna	Cable	Preamp	A/Pos	T/Pos	Remark		MHz	dBuV/m	dB	dBuV/m	dBuV/m	dB/m	dB	dB	cm	deg		1	5851.08	54.85	-63.25	118.10	39.75	34.98	18.68	38.48	126	283	Peak	2	5827.08	54.86	-55.24	118.87	39.78	34.53	18.73	38.48	126	283	Peak	3	5891.28	54.24	-58.94	95.18	39.12	35.89	18.71	38.59	126	283	Peak	4	5935.68	52.74	-55.56	68.28	37.38	35.87	18.78	38.49	126	283	Peak	<p>Site : 03CH02-SZ Condition : PART 15.407 3m HF_ANT_3117_0107 VERTICAL Project : 211916-01 Mode : Mode 75 SN : #19 G8E227012194000K Plane : Z with Accessory setting : GM power setting 16</p> <table border="1"> <thead> <tr> <th>Peak</th> <th>Freq</th> <th>Level</th> <th>Limit</th> <th>Over</th> <th>Line</th> <th>ReadAntenna</th> <th>Cable</th> <th>Preamp</th> <th>A/Pos</th> <th>T/Pos</th> <th>Remark</th> </tr> <tr> <th></th> <th>MHz</th> <th>dBuV/m</th> <th>dB</th> <th>dBuV/m</th> <th>dBuV/m</th> <th>dB/m</th> <th>dB</th> <th>dB</th> <th>cm</th> <th>deg</th> <th></th> </tr> </thead> <tbody> <tr> <td>1</td> <td>5825.08</td> <td>104.62</td> <td>36.52</td> <td>68.38</td> <td>89.73</td> <td>34.83</td> <td>18.68</td> <td>38.42</td> <td>126</td> <td>283</td> <td>Peak</td> </tr> <tr> <td>2</td> <td>5825.08</td> <td>106.51</td> <td>.....</td> <td>81.42</td> <td>28.82</td> <td>18.68</td> <td>38.42</td> <td>126</td> <td>283</td> <td>.....</td> <td>Average</td> </tr> </tbody> </table>	Peak	Freq	Level	Limit	Over	Line	ReadAntenna	Cable	Preamp	A/Pos	T/Pos	Remark		MHz	dBuV/m	dB	dBuV/m	dBuV/m	dB/m	dB	dB	cm	deg		1	5825.08	104.62	36.52	68.38	89.73	34.83	18.68	38.42	126	283	Peak	2	5825.08	106.51	81.42	28.82	18.68	38.42	126	283	Average
	Peak	Freq	Level	Limit	Over	Line	ReadAntenna	Cable	Preamp	A/Pos	T/Pos	Remark																																																																																																														
	MHz	dBuV/m	dB	dBuV/m	dBuV/m	dB/m	dB	dB	cm	deg																																																																																																																
1	5851.08	54.85	-63.25	118.10	39.75	34.98	18.68	38.48	126	283	Peak																																																																																																															
2	5827.08	54.86	-55.24	118.87	39.78	34.53	18.73	38.48	126	283	Peak																																																																																																															
3	5891.28	54.24	-58.94	95.18	39.12	35.89	18.71	38.59	126	283	Peak																																																																																																															
4	5935.68	52.74	-55.56	68.28	37.38	35.87	18.78	38.49	126	283	Peak																																																																																																															
Peak	Freq	Level	Limit	Over	Line	ReadAntenna	Cable	Preamp	A/Pos	T/Pos	Remark																																																																																																															
	MHz	dBuV/m	dB	dBuV/m	dBuV/m	dB/m	dB	dB	cm	deg																																																																																																																
1	5825.08	104.62	36.52	68.38	89.73	34.83	18.68	38.42	126	283	Peak																																																																																																															
2	5825.08	106.51	81.42	28.82	18.68	38.42	126	283	Average																																																																																																															



UNII-3 5725~5850MHz
WIFI 802.11n HT20 (Band Edge @ 3m)

WIFI	UNII-3 5725~5850MHz Band Edge @ 3m																																																																																																					
ANT	802.11n HT20 CH149 5745MHz																																																																																																					
2	Horizontal	Fundamental																																																																																																				
Peak	<p>Site : 03CH02-SZ Condition : FREQ_BSE(BA)_16-24 3m HF_ANT_3117_0107 HORIZONTAL Project : 211916-01 Mode : Mode T0 SN : #19 G8B227012194000K Plane : Z with Accessory Setting : MCS9 power setting 16</p> <table border="1"> <thead> <tr> <th>Freq</th> <th>Level</th> <th>Over</th> <th>Limit</th> <th>ReadAntenna</th> <th>Cable</th> <th>Preamp</th> <th>A/Pos</th> <th>T/Pos</th> <th>Remark</th> </tr> <tr> <th>MHz</th> <th>dBuV/m</th> <th>dB</th> <th>dBuV/m</th> <th>dB</th> <th>dB</th> <th>dB</th> <th>cm</th> <th>deg</th> <th></th> </tr> </thead> <tbody> <tr> <td>1</td> <td>5629.00</td> <td>51.43</td> <td>-16.87</td> <td>68.30</td> <td>36.99</td> <td>34.30</td> <td>18.58</td> <td>30.44</td> <td>130 168 Peak</td> </tr> <tr> <td>2</td> <td>5672.00</td> <td>52.26</td> <td>-12.91</td> <td>65.17</td> <td>37.76</td> <td>34.40</td> <td>18.59</td> <td>30.49</td> <td>130 168 Peak</td> </tr> <tr> <td>3</td> <td>5712.00</td> <td>53.33</td> <td>-15.54</td> <td>68.79</td> <td>38.68</td> <td>34.53</td> <td>18.63</td> <td>30.49</td> <td>130 168 Peak</td> </tr> <tr> <td>4</td> <td>5721.28</td> <td>58.86</td> <td>-15.48</td> <td>113.54</td> <td>43.37</td> <td>34.57</td> <td>18.63</td> <td>30.49</td> <td>130 168 Peak</td> </tr> </tbody> </table>	Freq	Level	Over	Limit	ReadAntenna	Cable	Preamp	A/Pos	T/Pos	Remark	MHz	dBuV/m	dB	dBuV/m	dB	dB	dB	cm	deg		1	5629.00	51.43	-16.87	68.30	36.99	34.30	18.58	30.44	130 168 Peak	2	5672.00	52.26	-12.91	65.17	37.76	34.40	18.59	30.49	130 168 Peak	3	5712.00	53.33	-15.54	68.79	38.68	34.53	18.63	30.49	130 168 Peak	4	5721.28	58.86	-15.48	113.54	43.37	34.57	18.63	30.49	130 168 Peak	<p>Site : 03CH02-SZ Condition : FREQ_BSE(BA)_16-24 3m HF_ANT_3117_0107 HORIZONTAL Project : 211916-01 Mode : Mode T0 SN : #19 G8B227012194000K Plane : Z with Accessory Setting : MCS9 power setting 16</p> <table border="1"> <thead> <tr> <th>Freq</th> <th>Level</th> <th>Over</th> <th>Limit</th> <th>ReadAntenna</th> <th>Cable</th> <th>Preamp</th> <th>A/Pos</th> <th>T/Pos</th> <th>Remark</th> </tr> <tr> <th>MHz</th> <th>dBuV/m</th> <th>dB</th> <th>dBuV/m</th> <th>dB</th> <th>dB</th> <th>dB</th> <th>cm</th> <th>deg</th> <th></th> </tr> </thead> <tbody> <tr> <td>1</td> <td>5745.00</td> <td>99.89</td> <td>31.59</td> <td>68.30</td> <td>85.11</td> <td>34.68</td> <td>18.62</td> <td>30.44</td> <td>130 168 Peak</td> </tr> <tr> <td>2</td> <td>5745.00</td> <td>92.47</td> <td>-----</td> <td>-----</td> <td>77.69</td> <td>34.68</td> <td>18.62</td> <td>30.44</td> <td>130 168 Average</td> </tr> </tbody> </table>	Freq	Level	Over	Limit	ReadAntenna	Cable	Preamp	A/Pos	T/Pos	Remark	MHz	dBuV/m	dB	dBuV/m	dB	dB	dB	cm	deg		1	5745.00	99.89	31.59	68.30	85.11	34.68	18.62	30.44	130 168 Peak	2	5745.00	92.47	-----	-----	77.69	34.68	18.62	30.44	130 168 Average
Freq	Level	Over	Limit	ReadAntenna	Cable	Preamp	A/Pos	T/Pos	Remark																																																																																													
MHz	dBuV/m	dB	dBuV/m	dB	dB	dB	cm	deg																																																																																														
1	5629.00	51.43	-16.87	68.30	36.99	34.30	18.58	30.44	130 168 Peak																																																																																													
2	5672.00	52.26	-12.91	65.17	37.76	34.40	18.59	30.49	130 168 Peak																																																																																													
3	5712.00	53.33	-15.54	68.79	38.68	34.53	18.63	30.49	130 168 Peak																																																																																													
4	5721.28	58.86	-15.48	113.54	43.37	34.57	18.63	30.49	130 168 Peak																																																																																													
Freq	Level	Over	Limit	ReadAntenna	Cable	Preamp	A/Pos	T/Pos	Remark																																																																																													
MHz	dBuV/m	dB	dBuV/m	dB	dB	dB	cm	deg																																																																																														
1	5745.00	99.89	31.59	68.30	85.11	34.68	18.62	30.44	130 168 Peak																																																																																													
2	5745.00	92.47	-----	-----	77.69	34.68	18.62	30.44	130 168 Average																																																																																													



WIFI	UNII-3 5725~5850MHz Band Edge @ 3m																																																																																																																									
ANT	802.11n HT20 CH149 5745MHz																																																																																																																									
2	Vertical	Fundamental																																																																																																																								
Peak	<p>Site : 03CH02-SZ Condition : PEAK_BE(BA)_16-24 3m HF_ANT_3117_0107 VERTICAL Project : 211916-01 Mode : Mode 76 SN : #19 G0B227012194000K Plane : Z with Accessory setting : MCS0 power setting 16</p> <table border="1"> <thead> <tr> <th>Peak</th> <th>Freq</th> <th>Level</th> <th>Limit</th> <th>Over</th> <th>Line</th> <th>ReadAntenna</th> <th>Cable</th> <th>Preamp</th> <th>A/Pos</th> <th>T/Pos</th> <th>Remark</th> </tr> <tr> <th></th> <th>MHz</th> <th>dBuV/m</th> <th>dB</th> <th>dBuV/m</th> <th>dBuV</th> <th>dB/m</th> <th>dB</th> <th>dB</th> <th>cm</th> <th>deg</th> <th></th> </tr> </thead> <tbody> <tr> <td>1</td> <td>5684.08</td> <td>52.72</td> <td>-15.58</td> <td>68.30</td> <td>38.26</td> <td>34.38</td> <td>18.56</td> <td>38.48</td> <td>134</td> <td>281</td> <td>Peak</td> </tr> <tr> <td>2</td> <td>5681.08</td> <td>53.89</td> <td>-17.77</td> <td>51.65</td> <td>39.43</td> <td>34.48</td> <td>18.55</td> <td>38.53</td> <td>134</td> <td>281</td> <td>Peak</td> </tr> <tr> <td>3</td> <td>5712.08</td> <td>58.66</td> <td>-98.13</td> <td>108.79</td> <td>44.81</td> <td>34.53</td> <td>18.61</td> <td>38.49</td> <td>134</td> <td>281</td> <td>Peak</td> </tr> <tr> <td>4</td> <td>5712.08</td> <td>58.65</td> <td>-98.27</td> <td>118.98</td> <td>43.94</td> <td>34.57</td> <td>18.63</td> <td>38.49</td> <td>134</td> <td>281</td> <td>Peak</td> </tr> </tbody> </table>	Peak	Freq	Level	Limit	Over	Line	ReadAntenna	Cable	Preamp	A/Pos	T/Pos	Remark		MHz	dBuV/m	dB	dBuV/m	dBuV	dB/m	dB	dB	cm	deg		1	5684.08	52.72	-15.58	68.30	38.26	34.38	18.56	38.48	134	281	Peak	2	5681.08	53.89	-17.77	51.65	39.43	34.48	18.55	38.53	134	281	Peak	3	5712.08	58.66	-98.13	108.79	44.81	34.53	18.61	38.49	134	281	Peak	4	5712.08	58.65	-98.27	118.98	43.94	34.57	18.63	38.49	134	281	Peak	<p>Site : 03CH02-SZ Condition : PART 15.407 3m HF_ANT_3117_0107 VERTICAL Project : 211916-01 Mode : Mode 76 SN : #19 G0B227012194000K Plane : Z with Accessory setting : MCS0 power setting 16</p> <table border="1"> <thead> <tr> <th>Peak</th> <th>Freq</th> <th>Level</th> <th>Limit</th> <th>Over</th> <th>Line</th> <th>ReadAntenna</th> <th>Cable</th> <th>Preamp</th> <th>A/Pos</th> <th>T/Pos</th> <th>Remark</th> </tr> <tr> <th></th> <th>MHz</th> <th>dBuV/m</th> <th>dB</th> <th>dBuV/m</th> <th>dBuV</th> <th>dB/m</th> <th>dB</th> <th>dB</th> <th>cm</th> <th>deg</th> <th></th> </tr> </thead> <tbody> <tr> <td>1</td> <td>5745.00</td> <td>104.19</td> <td>35.89</td> <td>68.30</td> <td>89.41</td> <td>34.68</td> <td>18.62</td> <td>38.44</td> <td>134</td> <td>281</td> <td>Peak</td> </tr> <tr> <td>2</td> <td>5745.00</td> <td>106.16</td> <td>.....</td> <td>.....</td> <td>81.48</td> <td>35.68</td> <td>18.62</td> <td>38.44</td> <td>134</td> <td>281</td> <td>Average</td> </tr> </tbody> </table>	Peak	Freq	Level	Limit	Over	Line	ReadAntenna	Cable	Preamp	A/Pos	T/Pos	Remark		MHz	dBuV/m	dB	dBuV/m	dBuV	dB/m	dB	dB	cm	deg		1	5745.00	104.19	35.89	68.30	89.41	34.68	18.62	38.44	134	281	Peak	2	5745.00	106.16	81.48	35.68	18.62	38.44	134	281	Average
	Peak	Freq	Level	Limit	Over	Line	ReadAntenna	Cable	Preamp	A/Pos	T/Pos	Remark																																																																																																														
	MHz	dBuV/m	dB	dBuV/m	dBuV	dB/m	dB	dB	cm	deg																																																																																																																
1	5684.08	52.72	-15.58	68.30	38.26	34.38	18.56	38.48	134	281	Peak																																																																																																															
2	5681.08	53.89	-17.77	51.65	39.43	34.48	18.55	38.53	134	281	Peak																																																																																																															
3	5712.08	58.66	-98.13	108.79	44.81	34.53	18.61	38.49	134	281	Peak																																																																																																															
4	5712.08	58.65	-98.27	118.98	43.94	34.57	18.63	38.49	134	281	Peak																																																																																																															
Peak	Freq	Level	Limit	Over	Line	ReadAntenna	Cable	Preamp	A/Pos	T/Pos	Remark																																																																																																															
	MHz	dBuV/m	dB	dBuV/m	dBuV	dB/m	dB	dB	cm	deg																																																																																																																
1	5745.00	104.19	35.89	68.30	89.41	34.68	18.62	38.44	134	281	Peak																																																																																																															
2	5745.00	106.16	81.48	35.68	18.62	38.44	134	281	Average																																																																																																															



WIFI	UNII-3 5725~5850MHz Band Edge @ 3m																																																																																																															
ANT	802.11n HT20 CH157 5785MHz																																																																																																															
2	Horizontal	Fundamental																																																																																																														
Peak	<p>Date: 1 Level (dBuV/m)</p> <p>Date: 2022-05-28 PEAK: 115.24</p> <p>Site : 03CH02-SZ Condition : PEAK_BE(BA)_16-24 3m HF_ANT_3117_0107 HORIZONTAL Project : 211916-01 Mode : Mode 77 SN : #19 G0B227012194000K Plane : Z with Accessory setting : MCS0 power setting 16</p> <table border="1"> <thead> <tr> <th>Freq</th> <th>Level</th> <th>Limit</th> <th>Over</th> <th>Line</th> <th>ReadAntenna</th> <th>Cable</th> <th>Preamp</th> <th>A/Pos</th> <th>T/Pos</th> <th>Remark</th> </tr> <tr> <th>MHz</th> <th>dBuV/m</th> <th>dB</th> <th>dBuV/m</th> <th>dBuV</th> <th>dB/m</th> <th>dB</th> <th>dB</th> <th>cm</th> <th>deg</th> <th></th> </tr> </thead> <tbody> <tr> <td>1</td> <td>5639.00</td> <td>52.33</td> <td>-15.97</td> <td>68.38</td> <td>37.89</td> <td>34.38</td> <td>18.58</td> <td>38.44</td> <td>148</td> <td>171 Peak</td> </tr> <tr> <td>2</td> <td>5696.00</td> <td>52.56</td> <td>-16.28</td> <td>100.85</td> <td>38.00</td> <td>34.38</td> <td>18.55</td> <td>38.53</td> <td>148</td> <td>171 Peak</td> </tr> <tr> <td>3</td> <td>5785.00</td> <td>52.83</td> <td>-15.32</td> <td>106.15</td> <td>38.22</td> <td>34.53</td> <td>18.61</td> <td>38.53</td> <td>148</td> <td>171 Peak</td> </tr> <tr> <td>4</td> <td>5723.00</td> <td>51.43</td> <td>-16.58</td> <td>110.81</td> <td>36.74</td> <td>34.37</td> <td>18.63</td> <td>38.49</td> <td>148</td> <td>171 Peak</td> </tr> </tbody> </table>	Freq	Level	Limit	Over	Line	ReadAntenna	Cable	Preamp	A/Pos	T/Pos	Remark	MHz	dBuV/m	dB	dBuV/m	dBuV	dB/m	dB	dB	cm	deg		1	5639.00	52.33	-15.97	68.38	37.89	34.38	18.58	38.44	148	171 Peak	2	5696.00	52.56	-16.28	100.85	38.00	34.38	18.55	38.53	148	171 Peak	3	5785.00	52.83	-15.32	106.15	38.22	34.53	18.61	38.53	148	171 Peak	4	5723.00	51.43	-16.58	110.81	36.74	34.37	18.63	38.49	148	171 Peak	<p>Date: 2 Level (dBuV/m)</p> <p>Date: 2022-05-28 PEAK: 15.407</p> <p>Site : 03CH02-SZ Condition : PART 15.407 3m HF_ANT_3117_0107 HORIZONTAL Project : 211916-01 Mode : Mode 77 SN : #19 G0B227012194000K Plane : Z with Accessory setting : MCS0 power setting 16</p> <table border="1"> <thead> <tr> <th>Freq</th> <th>Level</th> <th>Limit</th> <th>Over</th> <th>Line</th> <th>ReadAntenna</th> <th>Cable</th> <th>Preamp</th> <th>A/Pos</th> <th>T/Pos</th> <th>Remark</th> </tr> <tr> <th>MHz</th> <th>dBuV/m</th> <th>dB</th> <th>dBuV/m</th> <th>dBuV</th> <th>dB/m</th> <th>dB</th> <th>dB</th> <th>cm</th> <th>deg</th> <th></th> </tr> </thead> <tbody> <tr> <td>1</td> <td>5785.00</td> <td>100.82</td> <td>31.72</td> <td>68.38</td> <td>85.87</td> <td>34.67</td> <td>18.64</td> <td>38.36</td> <td>148</td> <td>171 Peak</td> </tr> <tr> <td>2</td> <td>5785.00</td> <td>152.87</td> <td>.....</td> <td>77.12</td> <td>34.67</td> <td>18.64</td> <td>38.36</td> <td>148</td> <td>171</td> <td>Average</td> </tr> </tbody> </table>	Freq	Level	Limit	Over	Line	ReadAntenna	Cable	Preamp	A/Pos	T/Pos	Remark	MHz	dBuV/m	dB	dBuV/m	dBuV	dB/m	dB	dB	cm	deg		1	5785.00	100.82	31.72	68.38	85.87	34.67	18.64	38.36	148	171 Peak	2	5785.00	152.87	77.12	34.67	18.64	38.36	148	171	Average
Freq	Level	Limit	Over	Line	ReadAntenna	Cable	Preamp	A/Pos	T/Pos	Remark																																																																																																						
MHz	dBuV/m	dB	dBuV/m	dBuV	dB/m	dB	dB	cm	deg																																																																																																							
1	5639.00	52.33	-15.97	68.38	37.89	34.38	18.58	38.44	148	171 Peak																																																																																																						
2	5696.00	52.56	-16.28	100.85	38.00	34.38	18.55	38.53	148	171 Peak																																																																																																						
3	5785.00	52.83	-15.32	106.15	38.22	34.53	18.61	38.53	148	171 Peak																																																																																																						
4	5723.00	51.43	-16.58	110.81	36.74	34.37	18.63	38.49	148	171 Peak																																																																																																						
Freq	Level	Limit	Over	Line	ReadAntenna	Cable	Preamp	A/Pos	T/Pos	Remark																																																																																																						
MHz	dBuV/m	dB	dBuV/m	dBuV	dB/m	dB	dB	cm	deg																																																																																																							
1	5785.00	100.82	31.72	68.38	85.87	34.67	18.64	38.36	148	171 Peak																																																																																																						
2	5785.00	152.87	77.12	34.67	18.64	38.36	148	171	Average																																																																																																						
Peak	<p>Date: 3 Level (dBuV/m)</p> <p>Date: 2022-05-28 PEAK: 115.24</p> <p>Site : 03CH02-SZ Condition : PEAK_BE(BA)_16-24 3m HF_ANT_3117_0107 HORIZONTAL Project : 211916-01 Mode : Mode 77 SN : #19 G0B227012194000K Plane : Z with Accessory setting : MCS0 power setting 16</p> <table border="1"> <thead> <tr> <th>Freq</th> <th>Level</th> <th>Limit</th> <th>Over</th> <th>Line</th> <th>ReadAntenna</th> <th>Cable</th> <th>Preamp</th> <th>A/Pos</th> <th>T/Pos</th> <th>Remark</th> </tr> <tr> <th>MHz</th> <th>dBuV/m</th> <th>dB</th> <th>dBuV/m</th> <th>dBuV</th> <th>dB/m</th> <th>dB</th> <th>dB</th> <th>cm</th> <th>deg</th> <th></th> </tr> </thead> <tbody> <tr> <td>1</td> <td>5850.00</td> <td>51.46</td> <td>-16.74</td> <td>122.28</td> <td>36.36</td> <td>34.90</td> <td>18.68</td> <td>38.48</td> <td>148</td> <td>171 Peak</td> </tr> <tr> <td>2</td> <td>5809.00</td> <td>53.32</td> <td>-16.25</td> <td>100.07</td> <td>38.21</td> <td>34.93</td> <td>18.73</td> <td>38.53</td> <td>148</td> <td>171 Peak</td> </tr> <tr> <td>3</td> <td>5904.00</td> <td>53.31</td> <td>-15.18</td> <td>68.49</td> <td>38.83</td> <td>35.97</td> <td>18.75</td> <td>38.54</td> <td>148</td> <td>171 Peak</td> </tr> <tr> <td>4</td> <td>5927.00</td> <td>52.69</td> <td>-15.61</td> <td>68.38</td> <td>37.33</td> <td>35.87</td> <td>18.78</td> <td>38.49</td> <td>148</td> <td>171 Peak</td> </tr> </tbody> </table>	Freq	Level	Limit	Over	Line	ReadAntenna	Cable	Preamp	A/Pos	T/Pos	Remark	MHz	dBuV/m	dB	dBuV/m	dBuV	dB/m	dB	dB	cm	deg		1	5850.00	51.46	-16.74	122.28	36.36	34.90	18.68	38.48	148	171 Peak	2	5809.00	53.32	-16.25	100.07	38.21	34.93	18.73	38.53	148	171 Peak	3	5904.00	53.31	-15.18	68.49	38.83	35.97	18.75	38.54	148	171 Peak	4	5927.00	52.69	-15.61	68.38	37.33	35.87	18.78	38.49	148	171 Peak	Left blank																																												
Freq	Level	Limit	Over	Line	ReadAntenna	Cable	Preamp	A/Pos	T/Pos	Remark																																																																																																						
MHz	dBuV/m	dB	dBuV/m	dBuV	dB/m	dB	dB	cm	deg																																																																																																							
1	5850.00	51.46	-16.74	122.28	36.36	34.90	18.68	38.48	148	171 Peak																																																																																																						
2	5809.00	53.32	-16.25	100.07	38.21	34.93	18.73	38.53	148	171 Peak																																																																																																						
3	5904.00	53.31	-15.18	68.49	38.83	35.97	18.75	38.54	148	171 Peak																																																																																																						
4	5927.00	52.69	-15.61	68.38	37.33	35.87	18.78	38.49	148	171 Peak																																																																																																						



WIFI	UNII-3 5725~5850MHz Band Edge @ 3m																																																																																																										
ANT	802.11n HT20 CH157 5785MHz																																																																																																										
2	Vertical	Fundamental																																																																																																									
Peak	<p>Date: 4 Date: 2022-05-28</p> <p>Site : 03CH02-SZ Condition : PEAK_BE(BA)_16-24 3m HF_ANT_3117_0107 VERTICAL Project : 211916-01 Mode : Mode 77 SN : #19 G0B227012194000K Plane : Z with Accessory setting : MCS0 power setting 16</p> <table border="1"> <thead> <tr> <th>Peak</th> <th>Freq</th> <th>Level</th> <th>Limit</th> <th>Line</th> <th>Level Factor</th> <th>Loss Factor</th> <th>A/Pos</th> <th>T/Pos</th> <th>Remark</th> </tr> <tr> <th></th> <th>MHz</th> <th>dBuV/m</th> <th>dB</th> <th>dBuV/m</th> <th>dBuV/m</th> <th>dB</th> <th>dB</th> <th>ce</th> <th>deg</th> </tr> </thead> <tbody> <tr> <td>1</td> <td>5634.08</td> <td>52.30</td> <td>-16.00</td> <td>68.30</td> <td>37.86</td> <td>34.30</td> <td>18.55</td> <td>30.44</td> <td>120</td> <td>201 Peak</td> </tr> <tr> <td>2</td> <td>5695.08</td> <td>52.32</td> <td>-16.00</td> <td>101.97</td> <td>38.36</td> <td>34.30</td> <td>18.55</td> <td>30.53</td> <td>120</td> <td>201 Peak</td> </tr> <tr> <td>3</td> <td>5717.08</td> <td>54.20</td> <td>-15.87</td> <td>110.13</td> <td>39.57</td> <td>34.57</td> <td>18.61</td> <td>30.49</td> <td>120</td> <td>201 Peak</td> </tr> <tr> <td>4</td> <td>5725.08</td> <td>52.01</td> <td>-16.75</td> <td>135.36</td> <td>37.92</td> <td>34.37</td> <td>18.63</td> <td>30.49</td> <td>120</td> <td>201 Peak</td> </tr> </tbody> </table>	Peak	Freq	Level	Limit	Line	Level Factor	Loss Factor	A/Pos	T/Pos	Remark		MHz	dBuV/m	dB	dBuV/m	dBuV/m	dB	dB	ce	deg	1	5634.08	52.30	-16.00	68.30	37.86	34.30	18.55	30.44	120	201 Peak	2	5695.08	52.32	-16.00	101.97	38.36	34.30	18.55	30.53	120	201 Peak	3	5717.08	54.20	-15.87	110.13	39.57	34.57	18.61	30.49	120	201 Peak	4	5725.08	52.01	-16.75	135.36	37.92	34.37	18.63	30.49	120	201 Peak	<p>Date: 5 Date: 2022-05-28</p> <p>Site : 03CH02-SZ Condition : PART 15.407 3m HF_ANT_3117_0107 VERTICAL Project : 211916-01 Mode : Mode 77 SN : #19 G0B227012194000K Plane : Z with Accessory setting : MCS0 power setting 16</p> <table border="1"> <thead> <tr> <th>Peak</th> <th>Freq</th> <th>Level</th> <th>Limit</th> <th>Line</th> <th>Level Factor</th> <th>Loss Factor</th> <th>A/Pos</th> <th>T/Pos</th> <th>Remark</th> </tr> <tr> <th></th> <th>MHz</th> <th>dBuV/m</th> <th>dB</th> <th>dBuV/m</th> <th>dBuV/m</th> <th>dB</th> <th>dB</th> <th>ce</th> <th>deg</th> </tr> </thead> <tbody> <tr> <td>1</td> <td>5785.00</td> <td>104.43</td> <td>36.11</td> <td>68.30</td> <td>89.46</td> <td>34.67</td> <td>18.64</td> <td>30.36</td> <td>120</td> <td>201 Peak</td> </tr> <tr> <td>2</td> <td>5785.00</td> <td>106.78</td> <td>.....</td> <td>81.75</td> <td>34.67</td> <td>18.64</td> <td>30.36</td> <td>120</td> <td>201 Average</td> </tr> </tbody> </table>	Peak	Freq	Level	Limit	Line	Level Factor	Loss Factor	A/Pos	T/Pos	Remark		MHz	dBuV/m	dB	dBuV/m	dBuV/m	dB	dB	ce	deg	1	5785.00	104.43	36.11	68.30	89.46	34.67	18.64	30.36	120	201 Peak	2	5785.00	106.78	81.75	34.67	18.64	30.36	120	201 Average
Peak	Freq	Level	Limit	Line	Level Factor	Loss Factor	A/Pos	T/Pos	Remark																																																																																																		
	MHz	dBuV/m	dB	dBuV/m	dBuV/m	dB	dB	ce	deg																																																																																																		
1	5634.08	52.30	-16.00	68.30	37.86	34.30	18.55	30.44	120	201 Peak																																																																																																	
2	5695.08	52.32	-16.00	101.97	38.36	34.30	18.55	30.53	120	201 Peak																																																																																																	
3	5717.08	54.20	-15.87	110.13	39.57	34.57	18.61	30.49	120	201 Peak																																																																																																	
4	5725.08	52.01	-16.75	135.36	37.92	34.37	18.63	30.49	120	201 Peak																																																																																																	
Peak	Freq	Level	Limit	Line	Level Factor	Loss Factor	A/Pos	T/Pos	Remark																																																																																																		
	MHz	dBuV/m	dB	dBuV/m	dBuV/m	dB	dB	ce	deg																																																																																																		
1	5785.00	104.43	36.11	68.30	89.46	34.67	18.64	30.36	120	201 Peak																																																																																																	
2	5785.00	106.78	81.75	34.67	18.64	30.36	120	201 Average																																																																																																		
Peak	<p>Date: 6 Date: 2022-05-28</p> <p>Site : 03CH02-SZ Condition : PEAK_BE(BA)_16-24 3m HF_ANT_3117_0107 VERTICAL Project : 211916-01 Mode : Mode 77 SN : #19 G0B227012194000K Plane : Z with Accessory setting : MCS0 power setting 16</p> <table border="1"> <thead> <tr> <th>Peak</th> <th>Freq</th> <th>Level</th> <th>Limit</th> <th>Line</th> <th>Level Factor</th> <th>Loss Factor</th> <th>A/Pos</th> <th>T/Pos</th> <th>Remark</th> </tr> <tr> <th></th> <th>MHz</th> <th>dBuV/m</th> <th>dB</th> <th>dBuV/m</th> <th>dBuV/m</th> <th>dB</th> <th>dB</th> <th>ce</th> <th>deg</th> </tr> </thead> <tbody> <tr> <td>1</td> <td>5800.00</td> <td>54.89</td> <td>-16.11</td> <td>122.20</td> <td>38.99</td> <td>34.90</td> <td>18.68</td> <td>30.48</td> <td>120</td> <td>201 Peak</td> </tr> <tr> <td>2</td> <td>5807.00</td> <td>53.87</td> <td>-16.46</td> <td>107.03</td> <td>38.76</td> <td>34.93</td> <td>18.73</td> <td>30.53</td> <td>120</td> <td>201 Peak</td> </tr> <tr> <td>3</td> <td>5807.00</td> <td>53.78</td> <td>-16.18</td> <td>88.88</td> <td>38.62</td> <td>35.00</td> <td>18.75</td> <td>30.59</td> <td>120</td> <td>201 Peak</td> </tr> <tr> <td>4</td> <td>5928.28</td> <td>53.07</td> <td>-15.23</td> <td>68.30</td> <td>37.79</td> <td>35.07</td> <td>18.75</td> <td>30.54</td> <td>120</td> <td>201 Peak</td> </tr> </tbody> </table>	Peak	Freq	Level	Limit	Line	Level Factor	Loss Factor	A/Pos	T/Pos	Remark		MHz	dBuV/m	dB	dBuV/m	dBuV/m	dB	dB	ce	deg	1	5800.00	54.89	-16.11	122.20	38.99	34.90	18.68	30.48	120	201 Peak	2	5807.00	53.87	-16.46	107.03	38.76	34.93	18.73	30.53	120	201 Peak	3	5807.00	53.78	-16.18	88.88	38.62	35.00	18.75	30.59	120	201 Peak	4	5928.28	53.07	-15.23	68.30	37.79	35.07	18.75	30.54	120	201 Peak	Left blank																																									
Peak	Freq	Level	Limit	Line	Level Factor	Loss Factor	A/Pos	T/Pos	Remark																																																																																																		
	MHz	dBuV/m	dB	dBuV/m	dBuV/m	dB	dB	ce	deg																																																																																																		
1	5800.00	54.89	-16.11	122.20	38.99	34.90	18.68	30.48	120	201 Peak																																																																																																	
2	5807.00	53.87	-16.46	107.03	38.76	34.93	18.73	30.53	120	201 Peak																																																																																																	
3	5807.00	53.78	-16.18	88.88	38.62	35.00	18.75	30.59	120	201 Peak																																																																																																	
4	5928.28	53.07	-15.23	68.30	37.79	35.07	18.75	30.54	120	201 Peak																																																																																																	



WIFI	UNII-3 5725~5850MHz Band Edge @ 3m																																																																																																										
ANT	802.11n HT20 CH165 5825MHz																																																																																																										
2	Horizontal	Fundamental																																																																																																									
Peak	<p>Date: 2 Level (dBuV/m)</p> <p>Site : 03CH02-SZ Condition : PEAK_BE(BA)_16-24 3m HF_ANT_3117_0107 HORIZONTAL Project : 211916-01 Mode : Mode 78 SN : #19 GBEZ27012194000K Plane : Z with Accessory setting : MCS0 power setting 16</p> <table border="1"> <thead> <tr> <th>Freq</th> <th>Level</th> <th>Over</th> <th>Limit</th> <th>ReadAntenna</th> <th>Cable</th> <th>Preamp</th> <th>A/Pos</th> <th>T/Pos</th> <th>Remark</th> </tr> <tr> <th>MHz</th> <th>dBuV/m</th> <th>dB</th> <th>dBuV/m</th> <th>dBuV</th> <th>dB/m</th> <th>dB</th> <th>dB</th> <th>cm</th> <th>deg</th> </tr> </thead> <tbody> <tr> <td>1</td> <td>5825.28</td> <td>51.69</td> <td>-65.49</td> <td>117.18</td> <td>36.59</td> <td>34.98</td> <td>18.68</td> <td>38.48</td> <td>123</td> <td>172 Peak</td> </tr> <tr> <td>2</td> <td>5826.88</td> <td>52.29</td> <td>-64.64</td> <td>106.93</td> <td>37.18</td> <td>34.53</td> <td>18.73</td> <td>38.53</td> <td>123</td> <td>172 Peak</td> </tr> <tr> <td>3</td> <td>5833.48</td> <td>53.83</td> <td>-23.75</td> <td>76.76</td> <td>37.77</td> <td>35.83</td> <td>18.75</td> <td>38.54</td> <td>123</td> <td>172 Peak</td> </tr> <tr> <td>4</td> <td>5939.68</td> <td>51.23</td> <td>-16.87</td> <td>60.28</td> <td>36.84</td> <td>35.18</td> <td>18.78</td> <td>38.45</td> <td>123</td> <td>172 Peak</td> </tr> </tbody> </table>	Freq	Level	Over	Limit	ReadAntenna	Cable	Preamp	A/Pos	T/Pos	Remark	MHz	dBuV/m	dB	dBuV/m	dBuV	dB/m	dB	dB	cm	deg	1	5825.28	51.69	-65.49	117.18	36.59	34.98	18.68	38.48	123	172 Peak	2	5826.88	52.29	-64.64	106.93	37.18	34.53	18.73	38.53	123	172 Peak	3	5833.48	53.83	-23.75	76.76	37.77	35.83	18.75	38.54	123	172 Peak	4	5939.68	51.23	-16.87	60.28	36.84	35.18	18.78	38.45	123	172 Peak	<p>Date: 1 Level (dBuV/m)</p> <p>Site : 03CH02-SZ Condition : PEAK_15.407 3m HF_ANT_3117_0107 HORIZONTAL Project : 211916-01 Mode : Mode 78 SN : #19 GBEZ27012194000K Plane : Z with Accessory setting : MCS0 power setting 16</p> <table border="1"> <thead> <tr> <th>Freq</th> <th>Level</th> <th>Over</th> <th>Limit</th> <th>ReadAntenna</th> <th>Cable</th> <th>Preamp</th> <th>A/Pos</th> <th>T/Pos</th> <th>Remark</th> </tr> <tr> <th>MHz</th> <th>dBuV/m</th> <th>dB</th> <th>dBuV/m</th> <th>dBuV</th> <th>dB/m</th> <th>dB</th> <th>dB</th> <th>cm</th> <th>deg</th> </tr> </thead> <tbody> <tr> <td>1</td> <td>5825.00</td> <td>99.68</td> <td>31.38</td> <td>68.38</td> <td>84.59</td> <td>34.83</td> <td>18.68</td> <td>38.42</td> <td>123</td> <td>172 Peak</td> </tr> <tr> <td>2</td> <td>5825.00</td> <td>151.38</td> <td>.....</td> <td>77.38</td> <td>36.83</td> <td>18.68</td> <td>38.42</td> <td>123</td> <td>172 Average</td> </tr> </tbody> </table>	Freq	Level	Over	Limit	ReadAntenna	Cable	Preamp	A/Pos	T/Pos	Remark	MHz	dBuV/m	dB	dBuV/m	dBuV	dB/m	dB	dB	cm	deg	1	5825.00	99.68	31.38	68.38	84.59	34.83	18.68	38.42	123	172 Peak	2	5825.00	151.38	77.38	36.83	18.68	38.42	123	172 Average
Freq	Level	Over	Limit	ReadAntenna	Cable	Preamp	A/Pos	T/Pos	Remark																																																																																																		
MHz	dBuV/m	dB	dBuV/m	dBuV	dB/m	dB	dB	cm	deg																																																																																																		
1	5825.28	51.69	-65.49	117.18	36.59	34.98	18.68	38.48	123	172 Peak																																																																																																	
2	5826.88	52.29	-64.64	106.93	37.18	34.53	18.73	38.53	123	172 Peak																																																																																																	
3	5833.48	53.83	-23.75	76.76	37.77	35.83	18.75	38.54	123	172 Peak																																																																																																	
4	5939.68	51.23	-16.87	60.28	36.84	35.18	18.78	38.45	123	172 Peak																																																																																																	
Freq	Level	Over	Limit	ReadAntenna	Cable	Preamp	A/Pos	T/Pos	Remark																																																																																																		
MHz	dBuV/m	dB	dBuV/m	dBuV	dB/m	dB	dB	cm	deg																																																																																																		
1	5825.00	99.68	31.38	68.38	84.59	34.83	18.68	38.42	123	172 Peak																																																																																																	
2	5825.00	151.38	77.38	36.83	18.68	38.42	123	172 Average																																																																																																		



WIFI	UNII-3 5725~5850MHz Band Edge @ 3m																																																																																																																									
ANT	802.11n HT20 CH165 5825MHz																																																																																																																									
2	Vertical	Fundamental																																																																																																																								
Peak	<p>Date: 4 Level (dBuV/m) Date: 2022-05-28</p> <p>Site : 03CH02-SZ Condition : PEAK_BE(B4)_16-24 3m HF_ANT_3117_0107 VERTICAL Project : 211916-01 Mode : Mode 78 SN : #19 G9E227012194000K Plane : Z with Accessory setting : MCS0 power setting 16</p> <table border="1"> <thead> <tr> <th>Peak</th> <th>Freq</th> <th>Level</th> <th>Limit</th> <th>Over</th> <th>Line</th> <th>ReadAntenna</th> <th>Cable</th> <th>Preamp</th> <th>A/Pos</th> <th>T/Pos</th> <th>Remark</th> </tr> <tr> <th></th> <th>MHz</th> <th>dBuV/m</th> <th>dB</th> <th>dBuV/m</th> <th>dBuV</th> <th>dB/m</th> <th>dB</th> <th>dB</th> <th>cm</th> <th>deg</th> <th></th> </tr> </thead> <tbody> <tr> <td>1</td> <td>5851.68</td> <td>58.94</td> <td>-69.51</td> <td>118.55</td> <td>42.94</td> <td>34.98</td> <td>18.68</td> <td>38.48</td> <td>138</td> <td>284</td> <td>Peak</td> </tr> <tr> <td>2</td> <td>5862.68</td> <td>55.85</td> <td>-72.88</td> <td>188.73</td> <td>48.74</td> <td>34.53</td> <td>18.73</td> <td>38.53</td> <td>138</td> <td>284</td> <td>Peak</td> </tr> <tr> <td>3</td> <td>5886.08</td> <td>53.21</td> <td>-43.82</td> <td>97.83</td> <td>38.12</td> <td>34.97</td> <td>18.71</td> <td>38.59</td> <td>138</td> <td>284</td> <td>Peak</td> </tr> <tr> <td>4</td> <td>5943.28</td> <td>53.14</td> <td>-53.18</td> <td>68.28</td> <td>37.75</td> <td>35.38</td> <td>18.78</td> <td>38.48</td> <td>138</td> <td>284</td> <td>Peak</td> </tr> </tbody> </table>	Peak	Freq	Level	Limit	Over	Line	ReadAntenna	Cable	Preamp	A/Pos	T/Pos	Remark		MHz	dBuV/m	dB	dBuV/m	dBuV	dB/m	dB	dB	cm	deg		1	5851.68	58.94	-69.51	118.55	42.94	34.98	18.68	38.48	138	284	Peak	2	5862.68	55.85	-72.88	188.73	48.74	34.53	18.73	38.53	138	284	Peak	3	5886.08	53.21	-43.82	97.83	38.12	34.97	18.71	38.59	138	284	Peak	4	5943.28	53.14	-53.18	68.28	37.75	35.38	18.78	38.48	138	284	Peak	<p>Date: 3 Level (dBuV/m) Date: 2022-05-28</p> <p>Site : 03CH02-SZ Condition : PART 15.407 3m HF_ANT_3117_0107 VERTICAL Project : 211916-01 Mode : Mode 78 SN : #19 G9E227012194000K Plane : Z with Accessory setting : MCS0 power setting 16</p> <table border="1"> <thead> <tr> <th>Peak</th> <th>Freq</th> <th>Level</th> <th>Limit</th> <th>Over</th> <th>Line</th> <th>ReadAntenna</th> <th>Cable</th> <th>Preamp</th> <th>A/Pos</th> <th>T/Pos</th> <th>Remark</th> </tr> <tr> <th></th> <th>MHz</th> <th>dBuV/m</th> <th>dB</th> <th>dBuV/m</th> <th>dBuV</th> <th>dB/m</th> <th>dB</th> <th>dB</th> <th>cm</th> <th>deg</th> <th></th> </tr> </thead> <tbody> <tr> <td>1</td> <td>5825.00</td> <td>145.38</td> <td>37.00</td> <td>68.38</td> <td>98.21</td> <td>34.83</td> <td>18.68</td> <td>38.42</td> <td>138</td> <td>284</td> <td>Peak</td> </tr> <tr> <td>2</td> <td>5825.00</td> <td>107.58</td> <td>.....</td> <td>82.49</td> <td>26.82</td> <td>18.68</td> <td>38.42</td> <td>138</td> <td>284</td> <td>284</td> <td>Average</td> </tr> </tbody> </table>	Peak	Freq	Level	Limit	Over	Line	ReadAntenna	Cable	Preamp	A/Pos	T/Pos	Remark		MHz	dBuV/m	dB	dBuV/m	dBuV	dB/m	dB	dB	cm	deg		1	5825.00	145.38	37.00	68.38	98.21	34.83	18.68	38.42	138	284	Peak	2	5825.00	107.58	82.49	26.82	18.68	38.42	138	284	284	Average
	Peak	Freq	Level	Limit	Over	Line	ReadAntenna	Cable	Preamp	A/Pos	T/Pos	Remark																																																																																																														
	MHz	dBuV/m	dB	dBuV/m	dBuV	dB/m	dB	dB	cm	deg																																																																																																																
1	5851.68	58.94	-69.51	118.55	42.94	34.98	18.68	38.48	138	284	Peak																																																																																																															
2	5862.68	55.85	-72.88	188.73	48.74	34.53	18.73	38.53	138	284	Peak																																																																																																															
3	5886.08	53.21	-43.82	97.83	38.12	34.97	18.71	38.59	138	284	Peak																																																																																																															
4	5943.28	53.14	-53.18	68.28	37.75	35.38	18.78	38.48	138	284	Peak																																																																																																															
Peak	Freq	Level	Limit	Over	Line	ReadAntenna	Cable	Preamp	A/Pos	T/Pos	Remark																																																																																																															
	MHz	dBuV/m	dB	dBuV/m	dBuV	dB/m	dB	dB	cm	deg																																																																																																																
1	5825.00	145.38	37.00	68.38	98.21	34.83	18.68	38.42	138	284	Peak																																																																																																															
2	5825.00	107.58	82.49	26.82	18.68	38.42	138	284	284	Average																																																																																																															



UNII-3 5725~5850MHz
WIFI 802.11n HT40 (Band Edge @ 3m)

WIFI	UNII-3 5725~5850MHz Band Edge @ 3m																																																																																																											
ANT	802.11n HT40 CH151 5755MHz																																																																																																											
2	Horizontal	Fundamental																																																																																																										
Peak	<p>Date: 1 Level (dBuV/m)</p> <p>Date: 2022-05-28 PEAK_BE(B4)_16.23</p> <p>Site : 03CH02-SZ Condition : PEAK_BE(B4)_16.24 3m HF_ANT_3117_0107 HORIZONTAL Project : 211916-01 Mode : Mode 79 SN : #19 G8B2Z7012194000K Plane : Z with Accessory setting : MCS0 power setting 15</p> <table border="1"> <thead> <tr> <th>Freq</th> <th>Level</th> <th>Over</th> <th>Limit</th> <th>ReadAntenna</th> <th>Cable</th> <th>Preamp</th> <th>A/Pos</th> <th>T/Pos</th> <th>Remark</th> </tr> <tr> <th>MHz</th> <th>dBuV/m</th> <th>dB</th> <th>dBuV/m</th> <th>dBuV</th> <th>dB/m</th> <th>dB</th> <th>dB</th> <th>cm</th> <th>deg</th> </tr> </thead> <tbody> <tr> <td>1</td> <td>5649.00</td> <td>52.66</td> <td>-15.64</td> <td>68.30</td> <td>38.22</td> <td>34.30</td> <td>18.58</td> <td>30.44</td> <td>180</td> <td>182 Peak</td> </tr> <tr> <td>2</td> <td>5683.20</td> <td>52.99</td> <td>-19.85</td> <td>92.84</td> <td>38.53</td> <td>34.40</td> <td>18.59</td> <td>30.53</td> <td>180</td> <td>182 Peak</td> </tr> <tr> <td>3</td> <td>5702.40</td> <td>55.15</td> <td>-19.71</td> <td>105.87</td> <td>40.54</td> <td>34.53</td> <td>18.63</td> <td>30.53</td> <td>180</td> <td>182 Peak</td> </tr> <tr> <td>4</td> <td>5721.00</td> <td>54.75</td> <td>-19.70</td> <td>114.45</td> <td>40.09</td> <td>34.57</td> <td>18.63</td> <td>30.49</td> <td>180</td> <td>182 Peak</td> </tr> </tbody> </table>	Freq	Level	Over	Limit	ReadAntenna	Cable	Preamp	A/Pos	T/Pos	Remark	MHz	dBuV/m	dB	dBuV/m	dBuV	dB/m	dB	dB	cm	deg	1	5649.00	52.66	-15.64	68.30	38.22	34.30	18.58	30.44	180	182 Peak	2	5683.20	52.99	-19.85	92.84	38.53	34.40	18.59	30.53	180	182 Peak	3	5702.40	55.15	-19.71	105.87	40.54	34.53	18.63	30.53	180	182 Peak	4	5721.00	54.75	-19.70	114.45	40.09	34.57	18.63	30.49	180	182 Peak	<p>Date: 2 Level (dBuV/m)</p> <p>Date: 2022-05-28 PEAKT 15.407</p> <p>Site : 03CH02-SZ Condition : FNRT 15.407 3m HF_ANT_3117_0107 HORIZONTAL Project : 211916-01 Mode : Mode 79 SN : #19 G8B2Z7012194000K Plane : Z with Accessory setting : MCS0 power setting 15</p> <table border="1"> <thead> <tr> <th>Freq</th> <th>Level</th> <th>Over</th> <th>Limit</th> <th>ReadAntenna</th> <th>Cable</th> <th>Preamp</th> <th>A/Pos</th> <th>T/Pos</th> <th>Remark</th> </tr> <tr> <th>MHz</th> <th>dBuV/m</th> <th>dB</th> <th>dBuV/m</th> <th>dBuV</th> <th>dB/m</th> <th>dB</th> <th>dB</th> <th>cm</th> <th>deg</th> </tr> </thead> <tbody> <tr> <td>1</td> <td>5755.00</td> <td>97.27</td> <td>28.97</td> <td>68.30</td> <td>82.46</td> <td>34.63</td> <td>18.62</td> <td>30.44</td> <td>180</td> <td>182 Peak</td> </tr> <tr> <td>2</td> <td>5755.00</td> <td>89.81</td> <td>-----</td> <td>-----</td> <td>74.20</td> <td>34.63</td> <td>18.62</td> <td>30.44</td> <td>180</td> <td>182 Average</td> </tr> </tbody> </table>	Freq	Level	Over	Limit	ReadAntenna	Cable	Preamp	A/Pos	T/Pos	Remark	MHz	dBuV/m	dB	dBuV/m	dBuV	dB/m	dB	dB	cm	deg	1	5755.00	97.27	28.97	68.30	82.46	34.63	18.62	30.44	180	182 Peak	2	5755.00	89.81	-----	-----	74.20	34.63	18.62	30.44	180	182 Average
Freq	Level	Over	Limit	ReadAntenna	Cable	Preamp	A/Pos	T/Pos	Remark																																																																																																			
MHz	dBuV/m	dB	dBuV/m	dBuV	dB/m	dB	dB	cm	deg																																																																																																			
1	5649.00	52.66	-15.64	68.30	38.22	34.30	18.58	30.44	180	182 Peak																																																																																																		
2	5683.20	52.99	-19.85	92.84	38.53	34.40	18.59	30.53	180	182 Peak																																																																																																		
3	5702.40	55.15	-19.71	105.87	40.54	34.53	18.63	30.53	180	182 Peak																																																																																																		
4	5721.00	54.75	-19.70	114.45	40.09	34.57	18.63	30.49	180	182 Peak																																																																																																		
Freq	Level	Over	Limit	ReadAntenna	Cable	Preamp	A/Pos	T/Pos	Remark																																																																																																			
MHz	dBuV/m	dB	dBuV/m	dBuV	dB/m	dB	dB	cm	deg																																																																																																			
1	5755.00	97.27	28.97	68.30	82.46	34.63	18.62	30.44	180	182 Peak																																																																																																		
2	5755.00	89.81	-----	-----	74.20	34.63	18.62	30.44	180	182 Average																																																																																																		
Peak	<p>Date: 3 Level (dBuV/m)</p> <p>Date: 2022-05-28 PEAK_BE(B4)_16.24</p> <p>Site : 03CH02-SZ Condition : PEAK_BE(B4)_16.24 3m HF_ANT_3117_0107 HORIZONTAL Project : 211916-01 Mode : Mode 79 SN : #19 G8B2Z7012194000K Plane : Z with Accessory setting : MCS0 power setting 15</p> <table border="1"> <thead> <tr> <th>Freq</th> <th>Level</th> <th>Over</th> <th>Limit</th> <th>ReadAntenna</th> <th>Cable</th> <th>Preamp</th> <th>A/Pos</th> <th>T/Pos</th> <th>Remark</th> </tr> <tr> <th>MHz</th> <th>dBuV/m</th> <th>dB</th> <th>dBuV/m</th> <th>dBuV</th> <th>dB/m</th> <th>dB</th> <th>dB</th> <th>cm</th> <th>deg</th> </tr> </thead> <tbody> <tr> <td>1</td> <td>5851.00</td> <td>51.93</td> <td>-20.75</td> <td>117.68</td> <td>36.82</td> <td>34.00</td> <td>18.08</td> <td>30.48</td> <td>180</td> <td>182 Peak</td> </tr> <tr> <td>2</td> <td>5863.00</td> <td>52.53</td> <td>-15.80</td> <td>108.33</td> <td>37.42</td> <td>34.93</td> <td>18.73</td> <td>30.53</td> <td>180</td> <td>182 Peak</td> </tr> <tr> <td>3</td> <td>5894.00</td> <td>52.04</td> <td>-18.00</td> <td>93.04</td> <td>37.92</td> <td>35.00</td> <td>18.73</td> <td>30.59</td> <td>180</td> <td>182 Peak</td> </tr> <tr> <td>4</td> <td>5925.00</td> <td>52.05</td> <td>-15.55</td> <td>69.20</td> <td>37.37</td> <td>35.07</td> <td>18.75</td> <td>30.54</td> <td>180</td> <td>182 Peak</td> </tr> </tbody> </table>	Freq	Level	Over	Limit	ReadAntenna	Cable	Preamp	A/Pos	T/Pos	Remark	MHz	dBuV/m	dB	dBuV/m	dBuV	dB/m	dB	dB	cm	deg	1	5851.00	51.93	-20.75	117.68	36.82	34.00	18.08	30.48	180	182 Peak	2	5863.00	52.53	-15.80	108.33	37.42	34.93	18.73	30.53	180	182 Peak	3	5894.00	52.04	-18.00	93.04	37.92	35.00	18.73	30.59	180	182 Peak	4	5925.00	52.05	-15.55	69.20	37.37	35.07	18.75	30.54	180	182 Peak	Left blank																																										
Freq	Level	Over	Limit	ReadAntenna	Cable	Preamp	A/Pos	T/Pos	Remark																																																																																																			
MHz	dBuV/m	dB	dBuV/m	dBuV	dB/m	dB	dB	cm	deg																																																																																																			
1	5851.00	51.93	-20.75	117.68	36.82	34.00	18.08	30.48	180	182 Peak																																																																																																		
2	5863.00	52.53	-15.80	108.33	37.42	34.93	18.73	30.53	180	182 Peak																																																																																																		
3	5894.00	52.04	-18.00	93.04	37.92	35.00	18.73	30.59	180	182 Peak																																																																																																		
4	5925.00	52.05	-15.55	69.20	37.37	35.07	18.75	30.54	180	182 Peak																																																																																																		



WIFI	UNII-3 5725~5850MHz Band Edge @ 3m																																																																																																																									
ANT	802.11n HT40 CH151 5755MHz																																																																																																																									
2	Vertical	Fundamental																																																																																																																								
Peak	<p>Date: 4 Date: 2022-05-28</p> <p>Site : 03CH02-SZ Condition : PEAK_BE(B4)_16-24 3m HF_ANT_3117_0107 VERTICAL Project : 211916-01 Mode : Mode 79 SN : #19 G0B227012194000K Plane : Z with Accessory setting : MCS0 power setting 15</p> <table border="1"> <thead> <tr> <th>Peak</th> <th>Freq</th> <th>Level</th> <th>Limit</th> <th>Over</th> <th>Line</th> <th>ReadAntenna</th> <th>Cable</th> <th>Preamp</th> <th>A/Pos</th> <th>T/Pos</th> <th>Remark</th> </tr> <tr> <th></th> <th>MHz</th> <th>dBuV/m</th> <th>dB</th> <th>dBuV/m</th> <th>dBuV</th> <th>dB/m</th> <th>dB</th> <th>dB</th> <th>cm</th> <th>deg</th> <th></th> </tr> </thead> <tbody> <tr> <td>1</td> <td>5695.29</td> <td>54.17</td> <td>-14.13</td> <td>68.30</td> <td>39.71</td> <td>34.38</td> <td>18.56</td> <td>38.48</td> <td>131</td> <td>199</td> <td>Peak</td> </tr> <tr> <td>2</td> <td>5693.48</td> <td>53.72</td> <td>-16.63</td> <td>100.35</td> <td>39.16</td> <td>34.38</td> <td>18.55</td> <td>38.53</td> <td>131</td> <td>199</td> <td>Peak</td> </tr> <tr> <td>3</td> <td>5718.89</td> <td>58.19</td> <td>-12.27</td> <td>110.46</td> <td>43.58</td> <td>34.57</td> <td>18.61</td> <td>38.49</td> <td>131</td> <td>199</td> <td>Peak</td> </tr> <tr> <td>4</td> <td>5724.89</td> <td>56.75</td> <td>-16.56</td> <td>121.29</td> <td>42.86</td> <td>34.57</td> <td>18.63</td> <td>38.49</td> <td>131</td> <td>199</td> <td>Peak</td> </tr> </tbody> </table>	Peak	Freq	Level	Limit	Over	Line	ReadAntenna	Cable	Preamp	A/Pos	T/Pos	Remark		MHz	dBuV/m	dB	dBuV/m	dBuV	dB/m	dB	dB	cm	deg		1	5695.29	54.17	-14.13	68.30	39.71	34.38	18.56	38.48	131	199	Peak	2	5693.48	53.72	-16.63	100.35	39.16	34.38	18.55	38.53	131	199	Peak	3	5718.89	58.19	-12.27	110.46	43.58	34.57	18.61	38.49	131	199	Peak	4	5724.89	56.75	-16.56	121.29	42.86	34.57	18.63	38.49	131	199	Peak	<p>Date: 5 Date: 2022-05-28</p> <p>Site : 03CH02-SZ Condition : PART 15.407 3m HF_ANT_3117_0107 VERTICAL Project : 211916-01 Mode : Mode 79 SN : #19 G0B227012194000K Plane : Z with Accessory setting : MCS0 power setting 15</p> <table border="1"> <thead> <tr> <th>Peak</th> <th>Freq</th> <th>Level</th> <th>Limit</th> <th>Over</th> <th>Line</th> <th>ReadAntenna</th> <th>Cable</th> <th>Preamp</th> <th>A/Pos</th> <th>T/Pos</th> <th>Remark</th> </tr> <tr> <th></th> <th>MHz</th> <th>dBuV/m</th> <th>dB</th> <th>dBuV/m</th> <th>dBuV</th> <th>dB/m</th> <th>dB</th> <th>dB</th> <th>cm</th> <th>deg</th> <th></th> </tr> </thead> <tbody> <tr> <td>1</td> <td>5755.00</td> <td>140.28</td> <td>32.98</td> <td>68.30</td> <td>86.47</td> <td>34.63</td> <td>18.62</td> <td>38.44</td> <td>131</td> <td>199</td> <td>Peak</td> </tr> <tr> <td>2</td> <td>5755.00</td> <td>152.77</td> <td>.....</td> <td>77.96</td> <td>38.63</td> <td>18.62</td> <td>38.44</td> <td>131</td> <td>199</td> <td>.....</td> <td>Average</td> </tr> </tbody> </table>	Peak	Freq	Level	Limit	Over	Line	ReadAntenna	Cable	Preamp	A/Pos	T/Pos	Remark		MHz	dBuV/m	dB	dBuV/m	dBuV	dB/m	dB	dB	cm	deg		1	5755.00	140.28	32.98	68.30	86.47	34.63	18.62	38.44	131	199	Peak	2	5755.00	152.77	77.96	38.63	18.62	38.44	131	199	Average
Peak	Freq	Level	Limit	Over	Line	ReadAntenna	Cable	Preamp	A/Pos	T/Pos	Remark																																																																																																															
	MHz	dBuV/m	dB	dBuV/m	dBuV	dB/m	dB	dB	cm	deg																																																																																																																
1	5695.29	54.17	-14.13	68.30	39.71	34.38	18.56	38.48	131	199	Peak																																																																																																															
2	5693.48	53.72	-16.63	100.35	39.16	34.38	18.55	38.53	131	199	Peak																																																																																																															
3	5718.89	58.19	-12.27	110.46	43.58	34.57	18.61	38.49	131	199	Peak																																																																																																															
4	5724.89	56.75	-16.56	121.29	42.86	34.57	18.63	38.49	131	199	Peak																																																																																																															
Peak	Freq	Level	Limit	Over	Line	ReadAntenna	Cable	Preamp	A/Pos	T/Pos	Remark																																																																																																															
	MHz	dBuV/m	dB	dBuV/m	dBuV	dB/m	dB	dB	cm	deg																																																																																																																
1	5755.00	140.28	32.98	68.30	86.47	34.63	18.62	38.44	131	199	Peak																																																																																																															
2	5755.00	152.77	77.96	38.63	18.62	38.44	131	199	Average																																																																																																															
Peak	<p>Date: 6 Date: 2022-05-28</p> <p>Site : 03CH02-SZ Condition : PEAK_BE(B4)_16-24 3m HF_ANT_3117_0107 VERTICAL Project : 211916-01 Mode : Mode 79 SN : #19 G0B227012194000K Plane : Z with Accessory setting : MCS0 power setting 15</p> <table border="1"> <thead> <tr> <th>Peak</th> <th>Freq</th> <th>Level</th> <th>Limit</th> <th>Over</th> <th>Line</th> <th>ReadAntenna</th> <th>Cable</th> <th>Preamp</th> <th>A/Pos</th> <th>T/Pos</th> <th>Remark</th> </tr> <tr> <th></th> <th>MHz</th> <th>dBuV/m</th> <th>dB</th> <th>dBuV/m</th> <th>dBuV</th> <th>dB/m</th> <th>dB</th> <th>dB</th> <th>cm</th> <th>deg</th> <th></th> </tr> </thead> <tbody> <tr> <td>1</td> <td>5854.88</td> <td>52.64</td> <td>-18.44</td> <td>113.88</td> <td>37.51</td> <td>34.93</td> <td>18.68</td> <td>38.48</td> <td>131</td> <td>199</td> <td>Peak</td> </tr> <tr> <td>2</td> <td>5876.88</td> <td>53.58</td> <td>-15.28</td> <td>106.54</td> <td>38.88</td> <td>34.93</td> <td>18.73</td> <td>38.53</td> <td>131</td> <td>199</td> <td>Peak</td> </tr> <tr> <td>3</td> <td>5916.48</td> <td>53.17</td> <td>-11.37</td> <td>74.54</td> <td>37.93</td> <td>35.93</td> <td>18.75</td> <td>38.54</td> <td>131</td> <td>199</td> <td>Peak</td> </tr> <tr> <td>4</td> <td>5938.88</td> <td>53.15</td> <td>-15.15</td> <td>68.38</td> <td>37.76</td> <td>35.18</td> <td>18.78</td> <td>38.49</td> <td>131</td> <td>199</td> <td>Peak</td> </tr> </tbody> </table>	Peak	Freq	Level	Limit	Over	Line	ReadAntenna	Cable	Preamp	A/Pos	T/Pos	Remark		MHz	dBuV/m	dB	dBuV/m	dBuV	dB/m	dB	dB	cm	deg		1	5854.88	52.64	-18.44	113.88	37.51	34.93	18.68	38.48	131	199	Peak	2	5876.88	53.58	-15.28	106.54	38.88	34.93	18.73	38.53	131	199	Peak	3	5916.48	53.17	-11.37	74.54	37.93	35.93	18.75	38.54	131	199	Peak	4	5938.88	53.15	-15.15	68.38	37.76	35.18	18.78	38.49	131	199	Peak	Left blank																																																
Peak	Freq	Level	Limit	Over	Line	ReadAntenna	Cable	Preamp	A/Pos	T/Pos	Remark																																																																																																															
	MHz	dBuV/m	dB	dBuV/m	dBuV	dB/m	dB	dB	cm	deg																																																																																																																
1	5854.88	52.64	-18.44	113.88	37.51	34.93	18.68	38.48	131	199	Peak																																																																																																															
2	5876.88	53.58	-15.28	106.54	38.88	34.93	18.73	38.53	131	199	Peak																																																																																																															
3	5916.48	53.17	-11.37	74.54	37.93	35.93	18.75	38.54	131	199	Peak																																																																																																															
4	5938.88	53.15	-15.15	68.38	37.76	35.18	18.78	38.49	131	199	Peak																																																																																																															



WIFI	UNII-3 5725~5850MHz Band Edge @ 3m																																																																																																														
ANT	802.11n HT40 CH159 5795MHz																																																																																																														
2	Horizontal	Fundamental																																																																																																													
Peak	<p>Date: 1 Level (dBuV/m)</p> <p>Site : 03CH02-SZ Condition : PEAK_BE(BA)_16-24 3m HF_ANT_3117_0107 HORIZONTAL Project : 211916-01 Mode : Mode 80 SN : #19 G0B227012194000K Plane : Z with Accessory setting : MCS0 power setting 15</p> <table border="1"> <thead> <tr> <th>Peak</th> <th>Freq</th> <th>Level</th> <th>Limit</th> <th>Line</th> <th>ReadAntenna</th> <th>Cable</th> <th>Preamp</th> <th>A/Pos</th> <th>T/Pos</th> <th>Remark</th> </tr> <tr> <th></th> <th>MHz</th> <th>dBuV/m</th> <th>dB</th> <th>dBuV/m</th> <th>dBuV</th> <th>dB/m</th> <th>dB</th> <th>dB</th> <th>cm</th> <th>deg</th> </tr> </thead> <tbody> <tr> <td>1</td> <td>5649.00</td> <td>52.81</td> <td>-15.49</td> <td>68.30</td> <td>38.37</td> <td>34.38</td> <td>18.55</td> <td>38.44</td> <td>134</td> <td>170 Peak</td> </tr> <tr> <td>2</td> <td>5688.00</td> <td>53.18</td> <td>-16.21</td> <td>92.43</td> <td>38.54</td> <td>34.38</td> <td>18.55</td> <td>38.53</td> <td>134</td> <td>170 Peak</td> </tr> <tr> <td>3</td> <td>5708.00</td> <td>53.45</td> <td>-14.71</td> <td>106.17</td> <td>38.81</td> <td>34.53</td> <td>18.61</td> <td>38.49</td> <td>134</td> <td>170 Peak</td> </tr> <tr> <td>4</td> <td>5722.00</td> <td>51.47</td> <td>-16.25</td> <td>110.73</td> <td>37.78</td> <td>34.37</td> <td>18.63</td> <td>38.48</td> <td>134</td> <td>170 Peak</td> </tr> </tbody> </table>	Peak	Freq	Level	Limit	Line	ReadAntenna	Cable	Preamp	A/Pos	T/Pos	Remark		MHz	dBuV/m	dB	dBuV/m	dBuV	dB/m	dB	dB	cm	deg	1	5649.00	52.81	-15.49	68.30	38.37	34.38	18.55	38.44	134	170 Peak	2	5688.00	53.18	-16.21	92.43	38.54	34.38	18.55	38.53	134	170 Peak	3	5708.00	53.45	-14.71	106.17	38.81	34.53	18.61	38.49	134	170 Peak	4	5722.00	51.47	-16.25	110.73	37.78	34.37	18.63	38.48	134	170 Peak	<p>Date: 2 Level (dBuV/m)</p> <p>Site : 03CH02-SZ Condition : PART 15.407 3m HF_ANT_3117_0107 HORIZONTAL Project : 211916-01 Mode : Mode 80 SN : #19 G0B227012194000K Plane : Z with Accessory setting : MCS0 power setting 15</p> <table border="1"> <thead> <tr> <th>Peak</th> <th>Freq</th> <th>Level</th> <th>Limit</th> <th>Line</th> <th>ReadAntenna</th> <th>Cable</th> <th>Preamp</th> <th>A/Pos</th> <th>T/Pos</th> <th>Remark</th> </tr> <tr> <th></th> <th>MHz</th> <th>dBuV/m</th> <th>dB</th> <th>dBuV/m</th> <th>dBuV</th> <th>dB/m</th> <th>dB</th> <th>dB</th> <th>cm</th> <th>deg</th> </tr> </thead> <tbody> <tr> <td>1</td> <td>5795.00</td> <td>96.49</td> <td>28.19</td> <td>68.30</td> <td>81.51</td> <td>34.78</td> <td>18.64</td> <td>38.36</td> <td>134</td> <td>170 Peak</td> </tr> <tr> <td>2</td> <td>5795.00</td> <td>87.94</td> <td>.....</td> <td>72.96</td> <td>34.78</td> <td>18.64</td> <td>38.36</td> <td>134</td> <td>170 Average</td> </tr> </tbody> </table>	Peak	Freq	Level	Limit	Line	ReadAntenna	Cable	Preamp	A/Pos	T/Pos	Remark		MHz	dBuV/m	dB	dBuV/m	dBuV	dB/m	dB	dB	cm	deg	1	5795.00	96.49	28.19	68.30	81.51	34.78	18.64	38.36	134	170 Peak	2	5795.00	87.94	72.96	34.78	18.64	38.36	134	170 Average
Peak	Freq	Level	Limit	Line	ReadAntenna	Cable	Preamp	A/Pos	T/Pos	Remark																																																																																																					
	MHz	dBuV/m	dB	dBuV/m	dBuV	dB/m	dB	dB	cm	deg																																																																																																					
1	5649.00	52.81	-15.49	68.30	38.37	34.38	18.55	38.44	134	170 Peak																																																																																																					
2	5688.00	53.18	-16.21	92.43	38.54	34.38	18.55	38.53	134	170 Peak																																																																																																					
3	5708.00	53.45	-14.71	106.17	38.81	34.53	18.61	38.49	134	170 Peak																																																																																																					
4	5722.00	51.47	-16.25	110.73	37.78	34.37	18.63	38.48	134	170 Peak																																																																																																					
Peak	Freq	Level	Limit	Line	ReadAntenna	Cable	Preamp	A/Pos	T/Pos	Remark																																																																																																					
	MHz	dBuV/m	dB	dBuV/m	dBuV	dB/m	dB	dB	cm	deg																																																																																																					
1	5795.00	96.49	28.19	68.30	81.51	34.78	18.64	38.36	134	170 Peak																																																																																																					
2	5795.00	87.94	72.96	34.78	18.64	38.36	134	170 Average																																																																																																						
Peak	<p>Date: 3 Level (dBuV/m)</p> <p>Site : 03CH02-SZ Condition : PEAK_BE(BA)_16-24 3m HF_ANT_3117_0107 HORIZONTAL Project : 211916-01 Mode : Mode 80 SN : #19 G0B227012194000K Plane : Z with Accessory setting : MCS0 power setting 15</p> <table border="1"> <thead> <tr> <th>Peak</th> <th>Freq</th> <th>Level</th> <th>Limit</th> <th>Line</th> <th>ReadAntenna</th> <th>Cable</th> <th>Preamp</th> <th>A/Pos</th> <th>T/Pos</th> <th>Remark</th> </tr> <tr> <th></th> <th>MHz</th> <th>dBuV/m</th> <th>dB</th> <th>dBuV/m</th> <th>dBuV</th> <th>dB/m</th> <th>dB</th> <th>dB</th> <th>cm</th> <th>deg</th> </tr> </thead> <tbody> <tr> <td>1</td> <td>5851.00</td> <td>53.34</td> <td>-15.58</td> <td>112.92</td> <td>38.84</td> <td>34.90</td> <td>18.68</td> <td>38.48</td> <td>134</td> <td>170 Peak</td> </tr> <tr> <td>2</td> <td>5868.00</td> <td>53.98</td> <td>-15.88</td> <td>106.09</td> <td>38.79</td> <td>34.93</td> <td>18.73</td> <td>38.53</td> <td>134</td> <td>170 Peak</td> </tr> <tr> <td>3</td> <td>5884.00</td> <td>52.73</td> <td>-16.97</td> <td>83.78</td> <td>37.57</td> <td>35.98</td> <td>18.75</td> <td>38.59</td> <td>134</td> <td>170 Peak</td> </tr> <tr> <td>4</td> <td>5922.00</td> <td>52.79</td> <td>-15.51</td> <td>68.38</td> <td>37.51</td> <td>35.87</td> <td>18.75</td> <td>38.54</td> <td>134</td> <td>170 Peak</td> </tr> </tbody> </table>	Peak	Freq	Level	Limit	Line	ReadAntenna	Cable	Preamp	A/Pos	T/Pos	Remark		MHz	dBuV/m	dB	dBuV/m	dBuV	dB/m	dB	dB	cm	deg	1	5851.00	53.34	-15.58	112.92	38.84	34.90	18.68	38.48	134	170 Peak	2	5868.00	53.98	-15.88	106.09	38.79	34.93	18.73	38.53	134	170 Peak	3	5884.00	52.73	-16.97	83.78	37.57	35.98	18.75	38.59	134	170 Peak	4	5922.00	52.79	-15.51	68.38	37.51	35.87	18.75	38.54	134	170 Peak	Left blank																																											
Peak	Freq	Level	Limit	Line	ReadAntenna	Cable	Preamp	A/Pos	T/Pos	Remark																																																																																																					
	MHz	dBuV/m	dB	dBuV/m	dBuV	dB/m	dB	dB	cm	deg																																																																																																					
1	5851.00	53.34	-15.58	112.92	38.84	34.90	18.68	38.48	134	170 Peak																																																																																																					
2	5868.00	53.98	-15.88	106.09	38.79	34.93	18.73	38.53	134	170 Peak																																																																																																					
3	5884.00	52.73	-16.97	83.78	37.57	35.98	18.75	38.59	134	170 Peak																																																																																																					
4	5922.00	52.79	-15.51	68.38	37.51	35.87	18.75	38.54	134	170 Peak																																																																																																					



WIFI	UNII-3 5725~5850MHz Band Edge @ 3m																																																																																																																									
ANT	802.11n HT40 CH159 5795MHz																																																																																																																									
2	Vertical	Fundamental																																																																																																																								
Peak	<p>Date: 4 Date: 2022-05-28</p> <p>Site : 03CH02-SZ Condition : PEAK_BE(BA)_16-24 3m HF_ANT_3117_0107 VERTICAL Project : 211916-01 Mode : Mode 80 SN : #19 G0B227012194000K Plane : Z with Accessory setting : MCS0 power setting 15</p> <table border="1"> <thead> <tr> <th>Peak</th> <th>Freq</th> <th>Level</th> <th>Limit</th> <th>Over</th> <th>Line</th> <th>ReadAntenna</th> <th>Cable</th> <th>Preamp</th> <th>A/Pos</th> <th>T/Pos</th> <th>Remark</th> </tr> <tr> <th></th> <th>MHz</th> <th>dBuV/m</th> <th>dB</th> <th>dBuV/m</th> <th>dBuV</th> <th>dB/m</th> <th>dB</th> <th>dB</th> <th>ce</th> <th>deg</th> <th></th> </tr> </thead> <tbody> <tr> <td>1</td> <td>5645.00</td> <td>52.00</td> <td>-15.50</td> <td>60.30</td> <td>30.36</td> <td>34.30</td> <td>10.50</td> <td>30.44</td> <td>130</td> <td>204</td> <td>Peak</td> </tr> <tr> <td>2</td> <td>5675.40</td> <td>53.45</td> <td>-13.64</td> <td>67.09</td> <td>33.95</td> <td>34.40</td> <td>10.50</td> <td>30.45</td> <td>130</td> <td>204</td> <td>Peak</td> </tr> <tr> <td>3</td> <td>5712.00</td> <td>53.22</td> <td>-15.34</td> <td>100.50</td> <td>38.57</td> <td>34.53</td> <td>10.61</td> <td>30.49</td> <td>130</td> <td>204</td> <td>Peak</td> </tr> <tr> <td>4</td> <td>5724.40</td> <td>53.12</td> <td>-15.73</td> <td>120.03</td> <td>38.43</td> <td>34.37</td> <td>10.63</td> <td>30.49</td> <td>130</td> <td>204</td> <td>Peak</td> </tr> </tbody> </table>	Peak	Freq	Level	Limit	Over	Line	ReadAntenna	Cable	Preamp	A/Pos	T/Pos	Remark		MHz	dBuV/m	dB	dBuV/m	dBuV	dB/m	dB	dB	ce	deg		1	5645.00	52.00	-15.50	60.30	30.36	34.30	10.50	30.44	130	204	Peak	2	5675.40	53.45	-13.64	67.09	33.95	34.40	10.50	30.45	130	204	Peak	3	5712.00	53.22	-15.34	100.50	38.57	34.53	10.61	30.49	130	204	Peak	4	5724.40	53.12	-15.73	120.03	38.43	34.37	10.63	30.49	130	204	Peak	<p>Date: 5 Date: 2022-06-08</p> <p>Site : 03CH02-SZ Condition : PART 15.407 3m HF_ANT_3117_0107 VERTICAL Project : 211916-01 Mode : Mode 80 SN : #19 G0B227012194000K Plane : Z with Accessory setting : MCS0 power setting 15</p> <table border="1"> <thead> <tr> <th>Peak</th> <th>Freq</th> <th>Level</th> <th>Limit</th> <th>Over</th> <th>Line</th> <th>ReadAntenna</th> <th>Cable</th> <th>Preamp</th> <th>A/Pos</th> <th>T/Pos</th> <th>Remark</th> </tr> <tr> <th></th> <th>MHz</th> <th>dBuV/m</th> <th>dB</th> <th>dBuV/m</th> <th>dBuV</th> <th>dB/m</th> <th>dB</th> <th>dB</th> <th>ce</th> <th>deg</th> <th></th> </tr> </thead> <tbody> <tr> <td>1</td> <td>5795.00</td> <td>101.44</td> <td>33.14</td> <td>68.30</td> <td>89.46</td> <td>34.70</td> <td>10.64</td> <td>30.36</td> <td>130</td> <td>204</td> <td>Peak</td> </tr> <tr> <td>2</td> <td>5795.00</td> <td>52.85</td> <td>.....</td> <td>77.05</td> <td>34.70</td> <td>10.64</td> <td>30.36</td> <td>130</td> <td>204</td> <td>204</td> <td>Average</td> </tr> </tbody> </table>	Peak	Freq	Level	Limit	Over	Line	ReadAntenna	Cable	Preamp	A/Pos	T/Pos	Remark		MHz	dBuV/m	dB	dBuV/m	dBuV	dB/m	dB	dB	ce	deg		1	5795.00	101.44	33.14	68.30	89.46	34.70	10.64	30.36	130	204	Peak	2	5795.00	52.85	77.05	34.70	10.64	30.36	130	204	204	Average
Peak	Freq	Level	Limit	Over	Line	ReadAntenna	Cable	Preamp	A/Pos	T/Pos	Remark																																																																																																															
	MHz	dBuV/m	dB	dBuV/m	dBuV	dB/m	dB	dB	ce	deg																																																																																																																
1	5645.00	52.00	-15.50	60.30	30.36	34.30	10.50	30.44	130	204	Peak																																																																																																															
2	5675.40	53.45	-13.64	67.09	33.95	34.40	10.50	30.45	130	204	Peak																																																																																																															
3	5712.00	53.22	-15.34	100.50	38.57	34.53	10.61	30.49	130	204	Peak																																																																																																															
4	5724.40	53.12	-15.73	120.03	38.43	34.37	10.63	30.49	130	204	Peak																																																																																																															
Peak	Freq	Level	Limit	Over	Line	ReadAntenna	Cable	Preamp	A/Pos	T/Pos	Remark																																																																																																															
	MHz	dBuV/m	dB	dBuV/m	dBuV	dB/m	dB	dB	ce	deg																																																																																																																
1	5795.00	101.44	33.14	68.30	89.46	34.70	10.64	30.36	130	204	Peak																																																																																																															
2	5795.00	52.85	77.05	34.70	10.64	30.36	130	204	204	Average																																																																																																															
Peak	<p>Date: 6 Date: 2022-05-28</p> <p>Site : 03CH02-SZ Condition : PEAK_BE(BA)_16-24 3m HF_ANT_3117_0107 VERTICAL Project : 211916-01 Mode : Mode 80 SN : #19 G0B227012194000K Plane : Z with Accessory setting : MCS0 power setting 15</p> <table border="1"> <thead> <tr> <th>Peak</th> <th>Freq</th> <th>Level</th> <th>Limit</th> <th>Over</th> <th>Line</th> <th>ReadAntenna</th> <th>Cable</th> <th>Preamp</th> <th>A/Pos</th> <th>T/Pos</th> <th>Remark</th> </tr> <tr> <th></th> <th>MHz</th> <th>dBuV/m</th> <th>dB</th> <th>dBuV/m</th> <th>dBuV</th> <th>dB/m</th> <th>dB</th> <th>dB</th> <th>ce</th> <th>deg</th> <th></th> </tr> </thead> <tbody> <tr> <td>1</td> <td>5853.00</td> <td>55.29</td> <td>-10.87</td> <td>115.36</td> <td>40.19</td> <td>34.90</td> <td>10.68</td> <td>30.48</td> <td>130</td> <td>204</td> <td>Peak</td> </tr> <tr> <td>2</td> <td>5863.00</td> <td>54.82</td> <td>-10.30</td> <td>100.05</td> <td>38.10</td> <td>34.93</td> <td>10.73</td> <td>30.53</td> <td>130</td> <td>204</td> <td>Peak</td> </tr> <tr> <td>3</td> <td>5885.40</td> <td>54.86</td> <td>-10.61</td> <td>82.67</td> <td>38.87</td> <td>35.93</td> <td>10.75</td> <td>30.59</td> <td>130</td> <td>204</td> <td>Peak</td> </tr> <tr> <td>4</td> <td>5926.00</td> <td>53.49</td> <td>-14.81</td> <td>68.30</td> <td>38.21</td> <td>35.07</td> <td>10.75</td> <td>30.54</td> <td>130</td> <td>204</td> <td>Peak</td> </tr> </tbody> </table>	Peak	Freq	Level	Limit	Over	Line	ReadAntenna	Cable	Preamp	A/Pos	T/Pos	Remark		MHz	dBuV/m	dB	dBuV/m	dBuV	dB/m	dB	dB	ce	deg		1	5853.00	55.29	-10.87	115.36	40.19	34.90	10.68	30.48	130	204	Peak	2	5863.00	54.82	-10.30	100.05	38.10	34.93	10.73	30.53	130	204	Peak	3	5885.40	54.86	-10.61	82.67	38.87	35.93	10.75	30.59	130	204	Peak	4	5926.00	53.49	-14.81	68.30	38.21	35.07	10.75	30.54	130	204	Peak	Left blank																																																
Peak	Freq	Level	Limit	Over	Line	ReadAntenna	Cable	Preamp	A/Pos	T/Pos	Remark																																																																																																															
	MHz	dBuV/m	dB	dBuV/m	dBuV	dB/m	dB	dB	ce	deg																																																																																																																
1	5853.00	55.29	-10.87	115.36	40.19	34.90	10.68	30.48	130	204	Peak																																																																																																															
2	5863.00	54.82	-10.30	100.05	38.10	34.93	10.73	30.53	130	204	Peak																																																																																																															
3	5885.40	54.86	-10.61	82.67	38.87	35.93	10.75	30.59	130	204	Peak																																																																																																															
4	5926.00	53.49	-14.81	68.30	38.21	35.07	10.75	30.54	130	204	Peak																																																																																																															



UNII-3 5725~5850MHz
WIFI 802.11ac VHT80 (Band Edge @ 3m)

WIFI	UNII-3 5725~5850MHz Band Edge @ 3m																																																																																																											
ANT	802.11ac VHT80 CH155 5775MHz																																																																																																											
2	Horizontal	Fundamental																																																																																																										
Peak	<p>Date: 1 Level (dBuV/m)</p> <p>Date: 2022-05-28 PEAK_BE(B4)_16-23</p> <p>Site : 03CH02-SZ Condition : PEAK_BE(B4)_16-24 3m HF_ANT_3117_0107 HORIZONTAL Project : 211916-01 Mode : Mode 01 SN : #19 G8B2Z7012194000K Plane : Z with Accessory setting : MCS0 power setting 14</p> <table border="1"> <thead> <tr> <th>Freq</th> <th>Level</th> <th>Over</th> <th>Limit</th> <th>ReadAntenna</th> <th>Cable</th> <th>Preamp</th> <th>A/Pos</th> <th>T/Pos</th> <th>Remark</th> </tr> <tr> <th>MHz</th> <th>dBuV/m</th> <th>dB</th> <th>dBuV/m</th> <th>dBuV</th> <th>dB/m</th> <th>dB</th> <th>dB</th> <th>cm</th> <th>deg</th> </tr> </thead> <tbody> <tr> <td>1</td> <td>5628.48</td> <td>52.55</td> <td>-15.75</td> <td>68.30</td> <td>38.11</td> <td>34.30</td> <td>18.58</td> <td>38.44</td> <td>120</td> <td>183 Peak</td> </tr> <tr> <td>2</td> <td>5699.48</td> <td>53.54</td> <td>-15.37</td> <td>184.91</td> <td>38.96</td> <td>34.58</td> <td>18.61</td> <td>38.53</td> <td>120</td> <td>183 Peak</td> </tr> <tr> <td>3</td> <td>5715.48</td> <td>53.51</td> <td>-15.72</td> <td>189.23</td> <td>38.86</td> <td>34.53</td> <td>18.61</td> <td>38.49</td> <td>120</td> <td>183 Peak</td> </tr> <tr> <td>4</td> <td>5722.48</td> <td>52.52</td> <td>-15.75</td> <td>116.27</td> <td>37.83</td> <td>34.57</td> <td>18.61</td> <td>38.49</td> <td>120</td> <td>183 Peak</td> </tr> </tbody> </table>	Freq	Level	Over	Limit	ReadAntenna	Cable	Preamp	A/Pos	T/Pos	Remark	MHz	dBuV/m	dB	dBuV/m	dBuV	dB/m	dB	dB	cm	deg	1	5628.48	52.55	-15.75	68.30	38.11	34.30	18.58	38.44	120	183 Peak	2	5699.48	53.54	-15.37	184.91	38.96	34.58	18.61	38.53	120	183 Peak	3	5715.48	53.51	-15.72	189.23	38.86	34.53	18.61	38.49	120	183 Peak	4	5722.48	52.52	-15.75	116.27	37.83	34.57	18.61	38.49	120	183 Peak	<p>Date: 2 Level (dBuV/m)</p> <p>Date: 2022-05-28 PEAK_15.407</p> <p>Site : 03CH02-SZ Condition : FUND_15.407 3m HF_ANT_3117_0107 HORIZONTAL Project : 211916-01 Mode : Mode 01 SN : #19 G8B2Z7012194000K Plane : Z with Accessory setting : MCS0 power setting 14</p> <table border="1"> <thead> <tr> <th>Freq</th> <th>Level</th> <th>Over</th> <th>Limit</th> <th>ReadAntenna</th> <th>Cable</th> <th>Preamp</th> <th>A/Pos</th> <th>T/Pos</th> <th>Remark</th> </tr> <tr> <th>MHz</th> <th>dBuV/m</th> <th>dB</th> <th>dBuV/m</th> <th>dBuV</th> <th>dB/m</th> <th>dB</th> <th>dB</th> <th>cm</th> <th>deg</th> </tr> </thead> <tbody> <tr> <td>1</td> <td>5775.00</td> <td>92.74</td> <td>24.44</td> <td>68.30</td> <td>77.85</td> <td>34.67</td> <td>18.62</td> <td>38.48</td> <td>120</td> <td>183 Peak</td> </tr> <tr> <td>2</td> <td>5775.00</td> <td>84.92</td> <td>-----</td> <td>-----</td> <td>78.83</td> <td>34.67</td> <td>18.62</td> <td>38.48</td> <td>120</td> <td>183 Average</td> </tr> </tbody> </table>	Freq	Level	Over	Limit	ReadAntenna	Cable	Preamp	A/Pos	T/Pos	Remark	MHz	dBuV/m	dB	dBuV/m	dBuV	dB/m	dB	dB	cm	deg	1	5775.00	92.74	24.44	68.30	77.85	34.67	18.62	38.48	120	183 Peak	2	5775.00	84.92	-----	-----	78.83	34.67	18.62	38.48	120	183 Average
	Freq	Level	Over	Limit	ReadAntenna	Cable	Preamp	A/Pos	T/Pos	Remark																																																																																																		
MHz	dBuV/m	dB	dBuV/m	dBuV	dB/m	dB	dB	cm	deg																																																																																																			
1	5628.48	52.55	-15.75	68.30	38.11	34.30	18.58	38.44	120	183 Peak																																																																																																		
2	5699.48	53.54	-15.37	184.91	38.96	34.58	18.61	38.53	120	183 Peak																																																																																																		
3	5715.48	53.51	-15.72	189.23	38.86	34.53	18.61	38.49	120	183 Peak																																																																																																		
4	5722.48	52.52	-15.75	116.27	37.83	34.57	18.61	38.49	120	183 Peak																																																																																																		
Freq	Level	Over	Limit	ReadAntenna	Cable	Preamp	A/Pos	T/Pos	Remark																																																																																																			
MHz	dBuV/m	dB	dBuV/m	dBuV	dB/m	dB	dB	cm	deg																																																																																																			
1	5775.00	92.74	24.44	68.30	77.85	34.67	18.62	38.48	120	183 Peak																																																																																																		
2	5775.00	84.92	-----	-----	78.83	34.67	18.62	38.48	120	183 Average																																																																																																		
Peak	<p>Date: 3 Level (dBuV/m)</p> <p>Date: 2022-05-28 PEAK_BE(B4)_16-24</p> <p>Site : 03CH02-SZ Condition : PEAK_BE(B4)_16-24 3m HF_ANT_3117_0107 HORIZONTAL Project : 211916-01 Mode : Mode 01 SN : #19 G8B2Z7012194000K Plane : Z with Accessory setting : MCS0 power setting 14</p> <table border="1"> <thead> <tr> <th>Freq</th> <th>Level</th> <th>Over</th> <th>Limit</th> <th>ReadAntenna</th> <th>Cable</th> <th>Preamp</th> <th>A/Pos</th> <th>T/Pos</th> <th>Remark</th> </tr> <tr> <th>MHz</th> <th>dBuV/m</th> <th>dB</th> <th>dBuV/m</th> <th>dBuV</th> <th>dB/m</th> <th>dB</th> <th>dB</th> <th>cm</th> <th>deg</th> </tr> </thead> <tbody> <tr> <td>1</td> <td>5808.00</td> <td>52.58</td> <td>-16.26</td> <td>121.74</td> <td>37.48</td> <td>34.88</td> <td>18.68</td> <td>38.48</td> <td>120</td> <td>183 Peak</td> </tr> <tr> <td>2</td> <td>5875.00</td> <td>52.54</td> <td>-12.58</td> <td>189.28</td> <td>37.49</td> <td>34.97</td> <td>18.73</td> <td>38.53</td> <td>120</td> <td>183 Peak</td> </tr> <tr> <td>3</td> <td>5875.00</td> <td>52.54</td> <td>-12.58</td> <td>189.28</td> <td>37.49</td> <td>34.97</td> <td>18.73</td> <td>38.53</td> <td>120</td> <td>183 Peak</td> </tr> <tr> <td>4</td> <td>5934.00</td> <td>54.28</td> <td>-14.18</td> <td>69.38</td> <td>38.84</td> <td>35.87</td> <td>18.78</td> <td>38.49</td> <td>120</td> <td>183 Peak</td> </tr> </tbody> </table>	Freq	Level	Over	Limit	ReadAntenna	Cable	Preamp	A/Pos	T/Pos	Remark	MHz	dBuV/m	dB	dBuV/m	dBuV	dB/m	dB	dB	cm	deg	1	5808.00	52.58	-16.26	121.74	37.48	34.88	18.68	38.48	120	183 Peak	2	5875.00	52.54	-12.58	189.28	37.49	34.97	18.73	38.53	120	183 Peak	3	5875.00	52.54	-12.58	189.28	37.49	34.97	18.73	38.53	120	183 Peak	4	5934.00	54.28	-14.18	69.38	38.84	35.87	18.78	38.49	120	183 Peak	Left blank																																										
Freq	Level	Over	Limit	ReadAntenna	Cable	Preamp	A/Pos	T/Pos	Remark																																																																																																			
MHz	dBuV/m	dB	dBuV/m	dBuV	dB/m	dB	dB	cm	deg																																																																																																			
1	5808.00	52.58	-16.26	121.74	37.48	34.88	18.68	38.48	120	183 Peak																																																																																																		
2	5875.00	52.54	-12.58	189.28	37.49	34.97	18.73	38.53	120	183 Peak																																																																																																		
3	5875.00	52.54	-12.58	189.28	37.49	34.97	18.73	38.53	120	183 Peak																																																																																																		
4	5934.00	54.28	-14.18	69.38	38.84	35.87	18.78	38.49	120	183 Peak																																																																																																		



WIFI	UNII-3 5725~5850MHz Band Edge @ 3m																																																																																																											
ANT	802.11ac VHT80 CH155 5775MHz																																																																																																											
2	Vertical	Fundamental																																																																																																										
Peak	<p>Date: 4 Date: 2022-05-28 PEAK: 88.94, 70.24</p> <p>Site : 03CH02-SZ Condition : PEAK_BE(BA)_16-24 3m HF_ANT_3117_0107 VERTICAL Project : 211916-01 Mode : Mode 01 SN : #19 G0B227012194000K Plane : Z with Accessory setting : MCS0 power setting 14</p> <table border="1"> <thead> <tr> <th>Peak</th> <th>Freq</th> <th>Level</th> <th>Limit</th> <th>Line</th> <th>Level Factor</th> <th>Loss Factor</th> <th>A/Pos</th> <th>T/Pos</th> <th>Remark</th> </tr> <tr> <th></th> <th>MHz</th> <th>dBuV/m</th> <th>dB</th> <th>dBuV/m</th> <th>dBuV/m</th> <th>dB</th> <th>dB</th> <th>cn</th> <th>deg</th> </tr> </thead> <tbody> <tr> <td>1</td> <td>5632.00</td> <td>52.42</td> <td>-15.88</td> <td>68.30</td> <td>37.88</td> <td>34.38</td> <td>18.55</td> <td>38.44</td> <td>119</td> <td>197 Peak</td> </tr> <tr> <td>2</td> <td>5696.00</td> <td>54.12</td> <td>-17.28</td> <td>100.10</td> <td>39.56</td> <td>34.38</td> <td>18.55</td> <td>38.53</td> <td>119</td> <td>197 Peak</td> </tr> <tr> <td>3</td> <td>5783.00</td> <td>54.25</td> <td>-11.80</td> <td>106.21</td> <td>39.74</td> <td>34.53</td> <td>18.61</td> <td>38.53</td> <td>119</td> <td>197 Peak</td> </tr> <tr> <td>4</td> <td>5721.00</td> <td>55.18</td> <td>-19.27</td> <td>114.45</td> <td>48.69</td> <td>34.37</td> <td>18.63</td> <td>38.49</td> <td>119</td> <td>197 Peak</td> </tr> </tbody> </table>	Peak	Freq	Level	Limit	Line	Level Factor	Loss Factor	A/Pos	T/Pos	Remark		MHz	dBuV/m	dB	dBuV/m	dBuV/m	dB	dB	cn	deg	1	5632.00	52.42	-15.88	68.30	37.88	34.38	18.55	38.44	119	197 Peak	2	5696.00	54.12	-17.28	100.10	39.56	34.38	18.55	38.53	119	197 Peak	3	5783.00	54.25	-11.80	106.21	39.74	34.53	18.61	38.53	119	197 Peak	4	5721.00	55.18	-19.27	114.45	48.69	34.37	18.63	38.49	119	197 Peak	<p>Date: 5 Date: 2022-05-28 PEAK: 15.407</p> <p>Site : 03CH02-SZ Condition : PEAK_15.407 3m HF_ANT_3117_0107 VERTICAL Project : 211916-01 Mode : Mode 01 SN : #19 G0B227012194000K Plane : Z with Accessory setting : MCS0 power setting 14</p> <table border="1"> <thead> <tr> <th>Peak</th> <th>Freq</th> <th>Level</th> <th>Limit</th> <th>Line</th> <th>Level Factor</th> <th>Loss Factor</th> <th>A/Pos</th> <th>T/Pos</th> <th>Remark</th> </tr> <tr> <th></th> <th>MHz</th> <th>dBuV/m</th> <th>dB</th> <th>dBuV/m</th> <th>dBuV/m</th> <th>dB</th> <th>dB</th> <th>cn</th> <th>deg</th> </tr> </thead> <tbody> <tr> <td>1</td> <td>5775.00</td> <td>96.85</td> <td>20.55</td> <td>68.30</td> <td>81.90</td> <td>34.67</td> <td>18.62</td> <td>38.48</td> <td>119</td> <td>197 Peak</td> </tr> <tr> <td>2</td> <td>5775.00</td> <td>88.51</td> <td>.....</td> <td>.....</td> <td>72.62</td> <td>34.67</td> <td>18.62</td> <td>38.48</td> <td>119</td> <td>197 Average</td> </tr> </tbody> </table>	Peak	Freq	Level	Limit	Line	Level Factor	Loss Factor	A/Pos	T/Pos	Remark		MHz	dBuV/m	dB	dBuV/m	dBuV/m	dB	dB	cn	deg	1	5775.00	96.85	20.55	68.30	81.90	34.67	18.62	38.48	119	197 Peak	2	5775.00	88.51	72.62	34.67	18.62	38.48	119	197 Average
Peak	Freq	Level	Limit	Line	Level Factor	Loss Factor	A/Pos	T/Pos	Remark																																																																																																			
	MHz	dBuV/m	dB	dBuV/m	dBuV/m	dB	dB	cn	deg																																																																																																			
1	5632.00	52.42	-15.88	68.30	37.88	34.38	18.55	38.44	119	197 Peak																																																																																																		
2	5696.00	54.12	-17.28	100.10	39.56	34.38	18.55	38.53	119	197 Peak																																																																																																		
3	5783.00	54.25	-11.80	106.21	39.74	34.53	18.61	38.53	119	197 Peak																																																																																																		
4	5721.00	55.18	-19.27	114.45	48.69	34.37	18.63	38.49	119	197 Peak																																																																																																		
Peak	Freq	Level	Limit	Line	Level Factor	Loss Factor	A/Pos	T/Pos	Remark																																																																																																			
	MHz	dBuV/m	dB	dBuV/m	dBuV/m	dB	dB	cn	deg																																																																																																			
1	5775.00	96.85	20.55	68.30	81.90	34.67	18.62	38.48	119	197 Peak																																																																																																		
2	5775.00	88.51	72.62	34.67	18.62	38.48	119	197 Average																																																																																																		
Peak	<p>Date: 6 Date: 2022-05-28 PEAK: 88.04, 16.24</p> <p>Site : 03CH02-SZ Condition : PEAK_BE(BA)_16-24 3m HF_ANT_3117_0107 VERTICAL Project : 211916-01 Mode : Mode 01 SN : #19 G0B227012194000K Plane : Z with Accessory setting : MCS0 power setting 14</p> <table border="1"> <thead> <tr> <th>Peak</th> <th>Freq</th> <th>Level</th> <th>Limit</th> <th>Line</th> <th>Level Factor</th> <th>Loss Factor</th> <th>A/Pos</th> <th>T/Pos</th> <th>Remark</th> </tr> <tr> <th></th> <th>MHz</th> <th>dBuV/m</th> <th>dB</th> <th>dBuV/m</th> <th>dBuV/m</th> <th>dB</th> <th>dB</th> <th>cn</th> <th>deg</th> </tr> </thead> <tbody> <tr> <td>1</td> <td>5852.20</td> <td>56.45</td> <td>-68.73</td> <td>117.18</td> <td>41.35</td> <td>34.90</td> <td>18.68</td> <td>38.48</td> <td>119</td> <td>197 Peak</td> </tr> <tr> <td>2</td> <td>5808.00</td> <td>55.54</td> <td>-64.23</td> <td>100.00</td> <td>48.53</td> <td>34.93</td> <td>18.73</td> <td>38.53</td> <td>119</td> <td>197 Peak</td> </tr> <tr> <td>3</td> <td>5876.48</td> <td>55.18</td> <td>-48.98</td> <td>104.16</td> <td>48.83</td> <td>34.97</td> <td>18.73</td> <td>38.53</td> <td>119</td> <td>197 Peak</td> </tr> <tr> <td>4</td> <td>5935.20</td> <td>52.48</td> <td>-15.82</td> <td>68.30</td> <td>37.12</td> <td>35.07</td> <td>18.78</td> <td>38.49</td> <td>119</td> <td>197 Peak</td> </tr> </tbody> </table>	Peak	Freq	Level	Limit	Line	Level Factor	Loss Factor	A/Pos	T/Pos	Remark		MHz	dBuV/m	dB	dBuV/m	dBuV/m	dB	dB	cn	deg	1	5852.20	56.45	-68.73	117.18	41.35	34.90	18.68	38.48	119	197 Peak	2	5808.00	55.54	-64.23	100.00	48.53	34.93	18.73	38.53	119	197 Peak	3	5876.48	55.18	-48.98	104.16	48.83	34.97	18.73	38.53	119	197 Peak	4	5935.20	52.48	-15.82	68.30	37.12	35.07	18.78	38.49	119	197 Peak	Left blank																																										
Peak	Freq	Level	Limit	Line	Level Factor	Loss Factor	A/Pos	T/Pos	Remark																																																																																																			
	MHz	dBuV/m	dB	dBuV/m	dBuV/m	dB	dB	cn	deg																																																																																																			
1	5852.20	56.45	-68.73	117.18	41.35	34.90	18.68	38.48	119	197 Peak																																																																																																		
2	5808.00	55.54	-64.23	100.00	48.53	34.93	18.73	38.53	119	197 Peak																																																																																																		
3	5876.48	55.18	-48.98	104.16	48.83	34.97	18.73	38.53	119	197 Peak																																																																																																		
4	5935.20	52.48	-15.82	68.30	37.12	35.07	18.78	38.49	119	197 Peak																																																																																																		



UNII-3 - 5725~5850MHz
WIFI 802.11a (Harmonic @ 3m)

WIFI	UNII-3 5725~5850MHz Harmonic @ 3m																																																																																																							
ANT	802.11a CH149 5745MHz																																																																																																							
2	Horizontal	Vertical																																																																																																						
Peak Avg.	<p>Site : 03CH02-SZ Condition : PART 15.407 3m HF_ANT_3117_0107 HORIZONTAL Project : 211916-01 Mode : Mode 73 SN : #19 G0B227012194000K Plane : Z with Accessory setting : GM power setting 16</p> <table border="1"> <thead> <tr> <th>Freq</th> <th>Level</th> <th>Limit</th> <th>Line</th> <th>Level Factor</th> <th>Cable Loss Factor</th> <th>A/Pos</th> <th>T/Pos</th> <th>Remark</th> </tr> <tr> <th>MHz</th> <th>dBuV/m</th> <th>dB</th> <th>dBuV/m</th> <th>dBuV/m</th> <th>dB</th> <th>dB</th> <th>cm</th> <th>deg</th> </tr> </thead> <tbody> <tr> <td>1</td> <td>11490.00</td> <td>61.41</td> <td>-12.59</td> <td>74.00</td> <td>68.66</td> <td>38.34</td> <td>12.32</td> <td>57.91</td> <td>100</td> <td>100 Peak</td> </tr> <tr> <td>2</td> <td>11490.00</td> <td>49.76</td> <td>-4.24</td> <td>54.00</td> <td>57.81</td> <td>38.34</td> <td>12.32</td> <td>57.91</td> <td>100</td> <td>100 Average</td> </tr> <tr> <td>3</td> <td>17235.00</td> <td>59.83</td> <td>-17.47</td> <td>68.30</td> <td>49.81</td> <td>42.27</td> <td>15.58</td> <td>56.83</td> <td>---</td> <td>--- Peak</td> </tr> </tbody> </table>	Freq	Level	Limit	Line	Level Factor	Cable Loss Factor	A/Pos	T/Pos	Remark	MHz	dBuV/m	dB	dBuV/m	dBuV/m	dB	dB	cm	deg	1	11490.00	61.41	-12.59	74.00	68.66	38.34	12.32	57.91	100	100 Peak	2	11490.00	49.76	-4.24	54.00	57.81	38.34	12.32	57.91	100	100 Average	3	17235.00	59.83	-17.47	68.30	49.81	42.27	15.58	56.83	---	--- Peak	<p>Site : 03CH02-SZ Condition : PART 15.407 3m HF_ANT_3117_0107 VERTICAL Project : 211916-01 Mode : Mode 73 SN : #19 G0B227012194000K Plane : Z with Accessory setting : GM power setting 16</p> <table border="1"> <thead> <tr> <th>Freq</th> <th>Level</th> <th>Limit</th> <th>Line</th> <th>Level Factor</th> <th>Cable Loss Factor</th> <th>A/Pos</th> <th>T/Pos</th> <th>Remark</th> </tr> <tr> <th>MHz</th> <th>dBuV/m</th> <th>dB</th> <th>dBuV/m</th> <th>dBuV/m</th> <th>dB</th> <th>dB</th> <th>cm</th> <th>deg</th> </tr> </thead> <tbody> <tr> <td>1</td> <td>11490.00</td> <td>60.12</td> <td>-13.08</td> <td>74.00</td> <td>67.37</td> <td>38.34</td> <td>12.32</td> <td>57.91</td> <td>170</td> <td>170 Peak</td> </tr> <tr> <td>2</td> <td>11490.00</td> <td>49.87</td> <td>-4.93</td> <td>54.00</td> <td>56.32</td> <td>38.34</td> <td>12.32</td> <td>57.91</td> <td>170</td> <td>170 Average</td> </tr> <tr> <td>3</td> <td>17235.00</td> <td>58.88</td> <td>-18.22</td> <td>68.30</td> <td>49.86</td> <td>42.27</td> <td>15.58</td> <td>56.83</td> <td>---</td> <td>--- Peak</td> </tr> </tbody> </table>	Freq	Level	Limit	Line	Level Factor	Cable Loss Factor	A/Pos	T/Pos	Remark	MHz	dBuV/m	dB	dBuV/m	dBuV/m	dB	dB	cm	deg	1	11490.00	60.12	-13.08	74.00	67.37	38.34	12.32	57.91	170	170 Peak	2	11490.00	49.87	-4.93	54.00	56.32	38.34	12.32	57.91	170	170 Average	3	17235.00	58.88	-18.22	68.30	49.86	42.27	15.58	56.83	---	--- Peak
Freq	Level	Limit	Line	Level Factor	Cable Loss Factor	A/Pos	T/Pos	Remark																																																																																																
MHz	dBuV/m	dB	dBuV/m	dBuV/m	dB	dB	cm	deg																																																																																																
1	11490.00	61.41	-12.59	74.00	68.66	38.34	12.32	57.91	100	100 Peak																																																																																														
2	11490.00	49.76	-4.24	54.00	57.81	38.34	12.32	57.91	100	100 Average																																																																																														
3	17235.00	59.83	-17.47	68.30	49.81	42.27	15.58	56.83	---	--- Peak																																																																																														
Freq	Level	Limit	Line	Level Factor	Cable Loss Factor	A/Pos	T/Pos	Remark																																																																																																
MHz	dBuV/m	dB	dBuV/m	dBuV/m	dB	dB	cm	deg																																																																																																
1	11490.00	60.12	-13.08	74.00	67.37	38.34	12.32	57.91	170	170 Peak																																																																																														
2	11490.00	49.87	-4.93	54.00	56.32	38.34	12.32	57.91	170	170 Average																																																																																														
3	17235.00	58.88	-18.22	68.30	49.86	42.27	15.58	56.83	---	--- Peak																																																																																														

WIFI	UNII-3 5725~5850MHz Harmonic @ 3m																																																																																																							
ANT	802.11a CH157 5785MHz																																																																																																							
2	Horizontal	Vertical																																																																																																						
Peak Avg.	<p>Site : 03CH02-SZ Condition : PART 15.407 3m HF_ANT_3117_0107 HORIZONTAL Project : 211916-01 Mode : Mode 74 SN : #19 G0B227012194000K Plane : Z with Accessory setting : GM power setting 16</p> <table border="1"> <thead> <tr> <th>Freq</th> <th>Level</th> <th>Limit</th> <th>Line</th> <th>Level Factor</th> <th>Cable Loss Factor</th> <th>A/Pos</th> <th>T/Pos</th> <th>Remark</th> </tr> <tr> <th>MHz</th> <th>dBuV/m</th> <th>dB</th> <th>dBuV/m</th> <th>dBuV/m</th> <th>dB</th> <th>dB</th> <th>cm</th> <th>deg</th> </tr> </thead> <tbody> <tr> <td>1</td> <td>11570.00</td> <td>59.78</td> <td>-14.22</td> <td>74.00</td> <td>66.96</td> <td>38.42</td> <td>12.31</td> <td>57.91</td> <td>100</td> <td>151 Peak</td> </tr> <tr> <td>2</td> <td>11570.00</td> <td>48.71</td> <td>-15.29</td> <td>54.00</td> <td>55.89</td> <td>38.42</td> <td>12.31</td> <td>57.91</td> <td>100</td> <td>151 Average</td> </tr> <tr> <td>3</td> <td>17355.00</td> <td>58.43</td> <td>-17.87</td> <td>68.30</td> <td>49.63</td> <td>42.18</td> <td>15.65</td> <td>56.95</td> <td>---</td> <td>--- Peak</td> </tr> </tbody> </table>	Freq	Level	Limit	Line	Level Factor	Cable Loss Factor	A/Pos	T/Pos	Remark	MHz	dBuV/m	dB	dBuV/m	dBuV/m	dB	dB	cm	deg	1	11570.00	59.78	-14.22	74.00	66.96	38.42	12.31	57.91	100	151 Peak	2	11570.00	48.71	-15.29	54.00	55.89	38.42	12.31	57.91	100	151 Average	3	17355.00	58.43	-17.87	68.30	49.63	42.18	15.65	56.95	---	--- Peak	<p>Site : 03CH02-SZ Condition : PART 15.407 3m HF_ANT_3117_0107 VERTICAL Project : 211916-01 Mode : Mode 74 SN : #19 G0B227012194000K Plane : Z with Accessory setting : GM power setting 16</p> <table border="1"> <thead> <tr> <th>Freq</th> <th>Level</th> <th>Limit</th> <th>Line</th> <th>Level Factor</th> <th>Cable Loss Factor</th> <th>A/Pos</th> <th>T/Pos</th> <th>Remark</th> </tr> <tr> <th>MHz</th> <th>dBuV/m</th> <th>dB</th> <th>dBuV/m</th> <th>dBuV/m</th> <th>dB</th> <th>dB</th> <th>cm</th> <th>deg</th> </tr> </thead> <tbody> <tr> <td>1</td> <td>11570.00</td> <td>58.85</td> <td>-15.15</td> <td>74.00</td> <td>66.83</td> <td>38.42</td> <td>12.31</td> <td>57.91</td> <td>100</td> <td>170 Peak</td> </tr> <tr> <td>2</td> <td>11570.00</td> <td>47.46</td> <td>-16.52</td> <td>54.00</td> <td>54.66</td> <td>38.42</td> <td>12.31</td> <td>57.91</td> <td>100</td> <td>170 Average</td> </tr> <tr> <td>3</td> <td>17355.00</td> <td>58.67</td> <td>-17.63</td> <td>68.30</td> <td>49.87</td> <td>42.18</td> <td>15.65</td> <td>56.95</td> <td>---</td> <td>--- Peak</td> </tr> </tbody> </table>	Freq	Level	Limit	Line	Level Factor	Cable Loss Factor	A/Pos	T/Pos	Remark	MHz	dBuV/m	dB	dBuV/m	dBuV/m	dB	dB	cm	deg	1	11570.00	58.85	-15.15	74.00	66.83	38.42	12.31	57.91	100	170 Peak	2	11570.00	47.46	-16.52	54.00	54.66	38.42	12.31	57.91	100	170 Average	3	17355.00	58.67	-17.63	68.30	49.87	42.18	15.65	56.95	---	--- Peak
Freq	Level	Limit	Line	Level Factor	Cable Loss Factor	A/Pos	T/Pos	Remark																																																																																																
MHz	dBuV/m	dB	dBuV/m	dBuV/m	dB	dB	cm	deg																																																																																																
1	11570.00	59.78	-14.22	74.00	66.96	38.42	12.31	57.91	100	151 Peak																																																																																														
2	11570.00	48.71	-15.29	54.00	55.89	38.42	12.31	57.91	100	151 Average																																																																																														
3	17355.00	58.43	-17.87	68.30	49.63	42.18	15.65	56.95	---	--- Peak																																																																																														
Freq	Level	Limit	Line	Level Factor	Cable Loss Factor	A/Pos	T/Pos	Remark																																																																																																
MHz	dBuV/m	dB	dBuV/m	dBuV/m	dB	dB	cm	deg																																																																																																
1	11570.00	58.85	-15.15	74.00	66.83	38.42	12.31	57.91	100	170 Peak																																																																																														
2	11570.00	47.46	-16.52	54.00	54.66	38.42	12.31	57.91	100	170 Average																																																																																														
3	17355.00	58.67	-17.63	68.30	49.87	42.18	15.65	56.95	---	--- Peak																																																																																														



WIFI	UNII-3 5725~5850MHz Harmonic @ 3m																																																																																																															
ANT	802.11a CH165 5825MHz																																																																																																															
2	Horizontal	Vertical																																																																																																														
Peak Avg.	<p>Date: 15 Level (dBuV/m) Date: 2022-05-28</p> <p>Site : 03CH02-SZ Condition : PART 15.407 3m HF_ANT_3117_0107 HORIZONTAL Project : 211916-01 Mode : Mode 75 SN : #19 GBE227012194000K Plane : Z with Accessory setting : GM power setting 15</p> <table border="1"> <thead> <tr> <th>Freq</th> <th>Level</th> <th>Limit</th> <th>Over</th> <th>Line</th> <th>Level Factor</th> <th>Cable Loss Factor</th> <th>Preamp</th> <th>A/Pos</th> <th>T/Pos</th> <th>Remark</th> </tr> <tr> <th>MHz</th> <th>dBuV/m</th> <th>dB</th> <th>dBuV/m</th> <th>dBuV</th> <th>dB/m</th> <th>dB</th> <th>dB</th> <th>cm</th> <th>deg</th> <th></th> </tr> </thead> <tbody> <tr> <td>1</td> <td>11650.00</td> <td>57.41</td> <td>-16.59</td> <td>74.00</td> <td>64.58</td> <td>38.48</td> <td>12.36</td> <td>57.93</td> <td>100</td> <td>141 Peak</td> </tr> <tr> <td>2</td> <td>11655.00</td> <td>47.07</td> <td>-16.93</td> <td>54.00</td> <td>54.16</td> <td>38.48</td> <td>12.36</td> <td>57.93</td> <td>100</td> <td>141 Average</td> </tr> <tr> <td>3</td> <td>17475.00</td> <td>59.53</td> <td>-17.77</td> <td>68.30</td> <td>49.87</td> <td>41.94</td> <td>15.79</td> <td>57.87</td> <td>---</td> <td>Peak</td> </tr> </tbody> </table>	Freq	Level	Limit	Over	Line	Level Factor	Cable Loss Factor	Preamp	A/Pos	T/Pos	Remark	MHz	dBuV/m	dB	dBuV/m	dBuV	dB/m	dB	dB	cm	deg		1	11650.00	57.41	-16.59	74.00	64.58	38.48	12.36	57.93	100	141 Peak	2	11655.00	47.07	-16.93	54.00	54.16	38.48	12.36	57.93	100	141 Average	3	17475.00	59.53	-17.77	68.30	49.87	41.94	15.79	57.87	---	Peak	<p>Date: 16 Level (dBuV/m) Date: 2022-05-28</p> <p>Site : 03CH02-SZ Condition : PART 15.407 3m HF_ANT_3117_0107 VERTICAL Project : 211916-01 Mode : Mode 75 SN : #19 GBE227012194000K Plane : Z with Accessory setting : GM power setting 15</p> <table border="1"> <thead> <tr> <th>Freq</th> <th>Level</th> <th>Limit</th> <th>Over</th> <th>Line</th> <th>Level Factor</th> <th>Cable Loss Factor</th> <th>Preamp</th> <th>A/Pos</th> <th>T/Pos</th> <th>Remark</th> </tr> <tr> <th>MHz</th> <th>dBuV/m</th> <th>dB</th> <th>dBuV/m</th> <th>dBuV</th> <th>dB/m</th> <th>dB</th> <th>dB</th> <th>cm</th> <th>deg</th> <th></th> </tr> </thead> <tbody> <tr> <td>1</td> <td>11650.00</td> <td>59.80</td> <td>-15.98</td> <td>74.00</td> <td>65.11</td> <td>38.48</td> <td>12.36</td> <td>57.93</td> <td>100</td> <td>177 Peak</td> </tr> <tr> <td>2</td> <td>11655.00</td> <td>47.75</td> <td>-16.21</td> <td>54.00</td> <td>54.88</td> <td>38.48</td> <td>12.36</td> <td>57.93</td> <td>100</td> <td>177 Average</td> </tr> <tr> <td>3</td> <td>17475.00</td> <td>59.70</td> <td>-17.52</td> <td>68.30</td> <td>50.12</td> <td>41.94</td> <td>15.79</td> <td>57.87</td> <td>---</td> <td>Peak</td> </tr> </tbody> </table>	Freq	Level	Limit	Over	Line	Level Factor	Cable Loss Factor	Preamp	A/Pos	T/Pos	Remark	MHz	dBuV/m	dB	dBuV/m	dBuV	dB/m	dB	dB	cm	deg		1	11650.00	59.80	-15.98	74.00	65.11	38.48	12.36	57.93	100	177 Peak	2	11655.00	47.75	-16.21	54.00	54.88	38.48	12.36	57.93	100	177 Average	3	17475.00	59.70	-17.52	68.30	50.12	41.94	15.79	57.87	---	Peak
	Freq	Level	Limit	Over	Line	Level Factor	Cable Loss Factor	Preamp	A/Pos	T/Pos	Remark																																																																																																					
MHz	dBuV/m	dB	dBuV/m	dBuV	dB/m	dB	dB	cm	deg																																																																																																							
1	11650.00	57.41	-16.59	74.00	64.58	38.48	12.36	57.93	100	141 Peak																																																																																																						
2	11655.00	47.07	-16.93	54.00	54.16	38.48	12.36	57.93	100	141 Average																																																																																																						
3	17475.00	59.53	-17.77	68.30	49.87	41.94	15.79	57.87	---	Peak																																																																																																						
Freq	Level	Limit	Over	Line	Level Factor	Cable Loss Factor	Preamp	A/Pos	T/Pos	Remark																																																																																																						
MHz	dBuV/m	dB	dBuV/m	dBuV	dB/m	dB	dB	cm	deg																																																																																																							
1	11650.00	59.80	-15.98	74.00	65.11	38.48	12.36	57.93	100	177 Peak																																																																																																						
2	11655.00	47.75	-16.21	54.00	54.88	38.48	12.36	57.93	100	177 Average																																																																																																						
3	17475.00	59.70	-17.52	68.30	50.12	41.94	15.79	57.87	---	Peak																																																																																																						



UNII-3 5725~5850MHz
WIFI 802.11n HT20 (Harmonic @ 3m)

WIFI	UNII-3 5725~5850MHz Harmonic @ 3m																																																																																					
ANT	802.11n HT20 CH149 5745MHz																																																																																					
2	Horizontal	Vertical																																																																																				
Peak Avg.	<p>Site : 03CH02-SZ Condition : PART 15.407 3m HF_ANT_3117_0107 HORIZONTAL Project : 211916-01 Mode : Mode 76 SN : #19 G8E227012194000K Plane : Z with Accessory Plane setting : MCSO power setting 16</p> <table border="1"> <thead> <tr> <th>Freq</th> <th>Level</th> <th>Over</th> <th>Limit</th> <th>ReadAntenna</th> <th>Cable</th> <th>Preamp</th> <th>A/Pos</th> <th>T/Pos</th> <th>Remark</th> </tr> <tr> <th>MHz</th> <th>dBuV/m</th> <th>dB</th> <th>dBuV/m</th> <th>dBuV</th> <th>dB/m</th> <th>dB</th> <th>dB</th> <th>cm</th> <th>deg</th> </tr> </thead> <tbody> <tr> <td>1</td> <td>11490.00</td> <td>59.85</td> <td>-14.15</td> <td>74.00</td> <td>67.18</td> <td>38.34</td> <td>12.32</td> <td>57.91</td> <td>188</td> <td>177 Peak</td> </tr> <tr> <td>2</td> <td>11490.00</td> <td>48.31</td> <td>-5.69</td> <td>54.00</td> <td>55.56</td> <td>38.34</td> <td>12.32</td> <td>57.91</td> <td>188</td> <td>167 Average</td> </tr> </tbody> </table>	Freq	Level	Over	Limit	ReadAntenna	Cable	Preamp	A/Pos	T/Pos	Remark	MHz	dBuV/m	dB	dBuV/m	dBuV	dB/m	dB	dB	cm	deg	1	11490.00	59.85	-14.15	74.00	67.18	38.34	12.32	57.91	188	177 Peak	2	11490.00	48.31	-5.69	54.00	55.56	38.34	12.32	57.91	188	167 Average	<p>Site : 03CH02-SZ Condition : PART 15.407 3m HF_ANT_3117_0107 HORIZONTAL Project : 211916-01 Mode : Mode 76 SN : #19 G8E227012194000K Plane : Z with Accessory Plane setting : MCSO power setting 16</p> <table border="1"> <thead> <tr> <th>Freq</th> <th>Level</th> <th>Over</th> <th>Limit</th> <th>ReadAntenna</th> <th>Cable</th> <th>Preamp</th> <th>A/Pos</th> <th>T/Pos</th> <th>Remark</th> </tr> <tr> <th>MHz</th> <th>dBuV/m</th> <th>dB</th> <th>dBuV/m</th> <th>dBuV</th> <th>dB/m</th> <th>dB</th> <th>dB</th> <th>cm</th> <th>deg</th> </tr> </thead> <tbody> <tr> <td>1</td> <td>11490.00</td> <td>68.96</td> <td>-11.04</td> <td>74.00</td> <td>68.21</td> <td>38.34</td> <td>12.32</td> <td>57.91</td> <td>188</td> <td>177 Peak</td> </tr> <tr> <td>2</td> <td>11490.00</td> <td>58.36</td> <td>-3.64</td> <td>54.00</td> <td>57.63</td> <td>38.34</td> <td>12.32</td> <td>57.91</td> <td>188</td> <td>177 Average</td> </tr> </tbody> </table>	Freq	Level	Over	Limit	ReadAntenna	Cable	Preamp	A/Pos	T/Pos	Remark	MHz	dBuV/m	dB	dBuV/m	dBuV	dB/m	dB	dB	cm	deg	1	11490.00	68.96	-11.04	74.00	68.21	38.34	12.32	57.91	188	177 Peak	2	11490.00	58.36	-3.64	54.00	57.63	38.34	12.32	57.91	188	177 Average
	Freq	Level	Over	Limit	ReadAntenna	Cable	Preamp	A/Pos	T/Pos	Remark																																																																												
MHz	dBuV/m	dB	dBuV/m	dBuV	dB/m	dB	dB	cm	deg																																																																													
1	11490.00	59.85	-14.15	74.00	67.18	38.34	12.32	57.91	188	177 Peak																																																																												
2	11490.00	48.31	-5.69	54.00	55.56	38.34	12.32	57.91	188	167 Average																																																																												
Freq	Level	Over	Limit	ReadAntenna	Cable	Preamp	A/Pos	T/Pos	Remark																																																																													
MHz	dBuV/m	dB	dBuV/m	dBuV	dB/m	dB	dB	cm	deg																																																																													
1	11490.00	68.96	-11.04	74.00	68.21	38.34	12.32	57.91	188	177 Peak																																																																												
2	11490.00	58.36	-3.64	54.00	57.63	38.34	12.32	57.91	188	177 Average																																																																												

WIFI	UNII-3 5725~5850MHz Harmonic @ 3m																																																																																																											
ANT	802.11n HT20 CH157 5785MHz																																																																																																											
2	Horizontal	Vertical																																																																																																										
Peak Avg.	<p>Site : 03CH02-SZ Condition : PART 15.407 3m HF_ANT_3117_0107 HORIZONTAL Project : 211916-01 Mode : Mode 77 SN : #19 G8E227012194000K Plane : Z with Accessory Plane setting : MCSO power setting 16</p> <table border="1"> <thead> <tr> <th>Freq</th> <th>Level</th> <th>Over</th> <th>Limit</th> <th>ReadAntenna</th> <th>Cable</th> <th>Preamp</th> <th>A/Pos</th> <th>T/Pos</th> <th>Remark</th> </tr> <tr> <th>MHz</th> <th>dBuV/m</th> <th>dB</th> <th>dBuV/m</th> <th>dBuV</th> <th>dB/m</th> <th>dB</th> <th>dB</th> <th>cm</th> <th>deg</th> </tr> </thead> <tbody> <tr> <td>1</td> <td>11578.00</td> <td>59.00</td> <td>-15.00</td> <td>74.00</td> <td>66.18</td> <td>38.42</td> <td>12.31</td> <td>57.91</td> <td>188</td> <td>151 Peak</td> </tr> <tr> <td>2</td> <td>11578.00</td> <td>48.00</td> <td>-16.00</td> <td>54.00</td> <td>55.18</td> <td>38.42</td> <td>12.31</td> <td>57.91</td> <td>188</td> <td>151 Average</td> </tr> <tr> <td>3</td> <td>17355.00</td> <td>58.39</td> <td>-17.91</td> <td>68.30</td> <td>49.59</td> <td>42.30</td> <td>15.65</td> <td>56.95</td> <td>---</td> <td>---</td> </tr> </tbody> </table>	Freq	Level	Over	Limit	ReadAntenna	Cable	Preamp	A/Pos	T/Pos	Remark	MHz	dBuV/m	dB	dBuV/m	dBuV	dB/m	dB	dB	cm	deg	1	11578.00	59.00	-15.00	74.00	66.18	38.42	12.31	57.91	188	151 Peak	2	11578.00	48.00	-16.00	54.00	55.18	38.42	12.31	57.91	188	151 Average	3	17355.00	58.39	-17.91	68.30	49.59	42.30	15.65	56.95	---	---	<p>Site : 03CH02-SZ Condition : PART 15.407 3m HF_ANT_3117_0107 VERTICAL Project : 211916-01 Mode : Mode 77 SN : #19 G8E227012194000K Plane : Z with Accessory Plane setting : MCSO power setting 16</p> <table border="1"> <thead> <tr> <th>Freq</th> <th>Level</th> <th>Over</th> <th>Limit</th> <th>ReadAntenna</th> <th>Cable</th> <th>Preamp</th> <th>A/Pos</th> <th>T/Pos</th> <th>Remark</th> </tr> <tr> <th>MHz</th> <th>dBuV/m</th> <th>dB</th> <th>dBuV/m</th> <th>dBuV</th> <th>dB/m</th> <th>dB</th> <th>dB</th> <th>cm</th> <th>deg</th> </tr> </thead> <tbody> <tr> <td>1</td> <td>11578.00</td> <td>67.64</td> <td>-16.36</td> <td>74.00</td> <td>64.82</td> <td>38.42</td> <td>12.31</td> <td>57.91</td> <td>193</td> <td>144 Peak</td> </tr> <tr> <td>2</td> <td>11578.00</td> <td>47.48</td> <td>-16.52</td> <td>54.00</td> <td>54.38</td> <td>38.42</td> <td>12.31</td> <td>57.91</td> <td>193</td> <td>144 Average</td> </tr> <tr> <td>3</td> <td>17355.00</td> <td>58.94</td> <td>-17.36</td> <td>68.30</td> <td>50.14</td> <td>42.18</td> <td>15.65</td> <td>56.95</td> <td>---</td> <td>---</td> </tr> </tbody> </table>	Freq	Level	Over	Limit	ReadAntenna	Cable	Preamp	A/Pos	T/Pos	Remark	MHz	dBuV/m	dB	dBuV/m	dBuV	dB/m	dB	dB	cm	deg	1	11578.00	67.64	-16.36	74.00	64.82	38.42	12.31	57.91	193	144 Peak	2	11578.00	47.48	-16.52	54.00	54.38	38.42	12.31	57.91	193	144 Average	3	17355.00	58.94	-17.36	68.30	50.14	42.18	15.65	56.95	---	---
	Freq	Level	Over	Limit	ReadAntenna	Cable	Preamp	A/Pos	T/Pos	Remark																																																																																																		
MHz	dBuV/m	dB	dBuV/m	dBuV	dB/m	dB	dB	cm	deg																																																																																																			
1	11578.00	59.00	-15.00	74.00	66.18	38.42	12.31	57.91	188	151 Peak																																																																																																		
2	11578.00	48.00	-16.00	54.00	55.18	38.42	12.31	57.91	188	151 Average																																																																																																		
3	17355.00	58.39	-17.91	68.30	49.59	42.30	15.65	56.95	---	---																																																																																																		
Freq	Level	Over	Limit	ReadAntenna	Cable	Preamp	A/Pos	T/Pos	Remark																																																																																																			
MHz	dBuV/m	dB	dBuV/m	dBuV	dB/m	dB	dB	cm	deg																																																																																																			
1	11578.00	67.64	-16.36	74.00	64.82	38.42	12.31	57.91	193	144 Peak																																																																																																		
2	11578.00	47.48	-16.52	54.00	54.38	38.42	12.31	57.91	193	144 Average																																																																																																		
3	17355.00	58.94	-17.36	68.30	50.14	42.18	15.65	56.95	---	---																																																																																																		



WIFI	UNII-3 5725~5850MHz Harmonic @ 3m																																																																																																															
ANT	802.11n HT20 CH165 5825MHz																																																																																																															
2	Horizontal	Vertical																																																																																																														
<p>Peak</p> <p>Avg.</p>	<p>Date: 15 Date: 2022-05-28</p> <p>Site : 03CH02-SZ Condition : PART 15.407 3m HF_ANT_3117_0107 HORIZONTAL Project : 211916-01 Mode : Mode 78 SN : #19 GBE227012194000K Plane : Z with Accessory setting : MCS0 power setting 16</p> <table border="1"> <thead> <tr> <th>Freq</th> <th>Level</th> <th>Limit</th> <th>Over</th> <th>Line</th> <th>ReadAntenna</th> <th>Cable</th> <th>Preamp</th> <th>A/Pos</th> <th>T/Pos</th> <th>Remark</th> </tr> <tr> <th>MHz</th> <th>dBuV/m</th> <th>dB</th> <th>dBuV/m</th> <th>dBuV</th> <th>dB/m</th> <th>dB</th> <th>dB</th> <th>cm</th> <th>deg</th> <th></th> </tr> </thead> <tbody> <tr> <td>1</td> <td>11658.00</td> <td>56.89</td> <td>-17.11</td> <td>74.00</td> <td>63.98</td> <td>38.48</td> <td>11.36</td> <td>57.93</td> <td>180</td> <td>195 Peak</td> </tr> <tr> <td>2</td> <td>11659.00</td> <td>46.39</td> <td>-17.21</td> <td>54.00</td> <td>53.38</td> <td>38.48</td> <td>11.36</td> <td>57.93</td> <td>180</td> <td>195 Average</td> </tr> <tr> <td>3</td> <td>17475.00</td> <td>59.78</td> <td>-17.52</td> <td>68.38</td> <td>59.12</td> <td>41.94</td> <td>15.79</td> <td>57.87</td> <td>---</td> <td>--- Peak</td> </tr> </tbody> </table>	Freq	Level	Limit	Over	Line	ReadAntenna	Cable	Preamp	A/Pos	T/Pos	Remark	MHz	dBuV/m	dB	dBuV/m	dBuV	dB/m	dB	dB	cm	deg		1	11658.00	56.89	-17.11	74.00	63.98	38.48	11.36	57.93	180	195 Peak	2	11659.00	46.39	-17.21	54.00	53.38	38.48	11.36	57.93	180	195 Average	3	17475.00	59.78	-17.52	68.38	59.12	41.94	15.79	57.87	---	--- Peak	<p>Date: 16 Date: 2022-05-28</p> <p>Site : 03CH02-SZ Condition : PART 15.407 3m HF_ANT_3117_0107 VERTICAL Project : 211916-01 Mode : Mode 78 SN : #19 GBE227012194000K Plane : Z with Accessory setting : MCS0 power setting 16</p> <table border="1"> <thead> <tr> <th>Freq</th> <th>Level</th> <th>Limit</th> <th>Over</th> <th>Line</th> <th>ReadAntenna</th> <th>Cable</th> <th>Preamp</th> <th>A/Pos</th> <th>T/Pos</th> <th>Remark</th> </tr> <tr> <th>MHz</th> <th>dBuV/m</th> <th>dB</th> <th>dBuV/m</th> <th>dBuV</th> <th>dB/m</th> <th>dB</th> <th>dB</th> <th>cm</th> <th>deg</th> <th></th> </tr> </thead> <tbody> <tr> <td>1</td> <td>11658.00</td> <td>59.79</td> <td>-15.21</td> <td>74.00</td> <td>65.88</td> <td>38.48</td> <td>11.36</td> <td>57.93</td> <td>262</td> <td>178 Peak</td> </tr> <tr> <td>2</td> <td>11659.00</td> <td>47.12</td> <td>-15.88</td> <td>54.00</td> <td>54.41</td> <td>38.48</td> <td>11.36</td> <td>57.93</td> <td>262</td> <td>178 Average</td> </tr> <tr> <td>3</td> <td>17475.00</td> <td>59.65</td> <td>-17.65</td> <td>68.38</td> <td>49.99</td> <td>41.94</td> <td>15.79</td> <td>57.87</td> <td>---</td> <td>--- Peak</td> </tr> </tbody> </table>	Freq	Level	Limit	Over	Line	ReadAntenna	Cable	Preamp	A/Pos	T/Pos	Remark	MHz	dBuV/m	dB	dBuV/m	dBuV	dB/m	dB	dB	cm	deg		1	11658.00	59.79	-15.21	74.00	65.88	38.48	11.36	57.93	262	178 Peak	2	11659.00	47.12	-15.88	54.00	54.41	38.48	11.36	57.93	262	178 Average	3	17475.00	59.65	-17.65	68.38	49.99	41.94	15.79	57.87	---	--- Peak
Freq	Level	Limit	Over	Line	ReadAntenna	Cable	Preamp	A/Pos	T/Pos	Remark																																																																																																						
MHz	dBuV/m	dB	dBuV/m	dBuV	dB/m	dB	dB	cm	deg																																																																																																							
1	11658.00	56.89	-17.11	74.00	63.98	38.48	11.36	57.93	180	195 Peak																																																																																																						
2	11659.00	46.39	-17.21	54.00	53.38	38.48	11.36	57.93	180	195 Average																																																																																																						
3	17475.00	59.78	-17.52	68.38	59.12	41.94	15.79	57.87	---	--- Peak																																																																																																						
Freq	Level	Limit	Over	Line	ReadAntenna	Cable	Preamp	A/Pos	T/Pos	Remark																																																																																																						
MHz	dBuV/m	dB	dBuV/m	dBuV	dB/m	dB	dB	cm	deg																																																																																																							
1	11658.00	59.79	-15.21	74.00	65.88	38.48	11.36	57.93	262	178 Peak																																																																																																						
2	11659.00	47.12	-15.88	54.00	54.41	38.48	11.36	57.93	262	178 Average																																																																																																						
3	17475.00	59.65	-17.65	68.38	49.99	41.94	15.79	57.87	---	--- Peak																																																																																																						



UNII-3 5725~5850MHz
WIFI 802.11n HT40 (Harmonic @ 3m)

WIFI	UNII-3 5725~5850MHz Harmonic @ 3m																																																																																																					
ANT	802.11n HT40 CH151 5755MHz																																																																																																					
2	Horizontal	Vertical																																																																																																				
Peak Avg.	<p>Site : 03CH02-SZ Condition : PART 15.407 3m HF_ANT_3117_0107 HORIZONTAL Project : 211916-01 Mode : Mode F9 SN : #19 G8E227012194000K Plane : Z with Accessory Setting : MCS90 power setting 15</p> <table border="1"> <thead> <tr> <th>Freq</th> <th>Level</th> <th>Over</th> <th>Limit</th> <th>ReadAntenna</th> <th>Cable</th> <th>Preamp</th> <th>A/Pos</th> <th>T/Pos</th> <th>Remark</th> </tr> <tr> <th>MHz</th> <th>dBuV/m</th> <th>dB</th> <th>dBuV/m</th> <th>dBuV</th> <th>dB/m</th> <th>dB</th> <th>dB</th> <th>cm</th> <th>deg</th> </tr> </thead> <tbody> <tr> <td>1</td> <td>11510.00</td> <td>56.97</td> <td>-17.83</td> <td>74.00</td> <td>64.17</td> <td>58.36</td> <td>12.34</td> <td>57.00</td> <td>152 Peak</td> </tr> <tr> <td>2</td> <td>11510.00</td> <td>46.00</td> <td>-18.00</td> <td>54.00</td> <td>53.20</td> <td>58.36</td> <td>12.34</td> <td>57.00</td> <td>205 Average</td> </tr> <tr> <td>3</td> <td>17265.00</td> <td>58.68</td> <td>-17.62</td> <td>68.30</td> <td>49.82</td> <td>42.22</td> <td>15.51</td> <td>56.87</td> <td>--- Peak</td> </tr> </tbody> </table>	Freq	Level	Over	Limit	ReadAntenna	Cable	Preamp	A/Pos	T/Pos	Remark	MHz	dBuV/m	dB	dBuV/m	dBuV	dB/m	dB	dB	cm	deg	1	11510.00	56.97	-17.83	74.00	64.17	58.36	12.34	57.00	152 Peak	2	11510.00	46.00	-18.00	54.00	53.20	58.36	12.34	57.00	205 Average	3	17265.00	58.68	-17.62	68.30	49.82	42.22	15.51	56.87	--- Peak	<p>Site : 03CH02-SZ Condition : PART 15.407 3m HF_ANT_3117_0107 VERTICAL Project : 211916-01 Mode : Mode F9 SN : #19 G8E227012194000K Plane : Z with Accessory Setting : MCS90 power setting 15</p> <table border="1"> <thead> <tr> <th>Freq</th> <th>Level</th> <th>Over</th> <th>Limit</th> <th>ReadAntenna</th> <th>Cable</th> <th>Preamp</th> <th>A/Pos</th> <th>T/Pos</th> <th>Remark</th> </tr> <tr> <th>MHz</th> <th>dBuV/m</th> <th>dB</th> <th>dBuV/m</th> <th>dBuV</th> <th>dB/m</th> <th>dB</th> <th>dB</th> <th>cm</th> <th>deg</th> </tr> </thead> <tbody> <tr> <td>1</td> <td>11510.00</td> <td>56.96</td> <td>-17.84</td> <td>74.00</td> <td>64.16</td> <td>58.36</td> <td>12.34</td> <td>57.00</td> <td>205 Peak</td> </tr> <tr> <td>2</td> <td>11510.00</td> <td>45.83</td> <td>-18.17</td> <td>54.00</td> <td>53.03</td> <td>58.36</td> <td>12.34</td> <td>57.00</td> <td>205 Average</td> </tr> <tr> <td>3</td> <td>17265.00</td> <td>58.17</td> <td>-18.13</td> <td>68.30</td> <td>49.31</td> <td>42.22</td> <td>15.51</td> <td>56.87</td> <td>--- Peak</td> </tr> </tbody> </table>	Freq	Level	Over	Limit	ReadAntenna	Cable	Preamp	A/Pos	T/Pos	Remark	MHz	dBuV/m	dB	dBuV/m	dBuV	dB/m	dB	dB	cm	deg	1	11510.00	56.96	-17.84	74.00	64.16	58.36	12.34	57.00	205 Peak	2	11510.00	45.83	-18.17	54.00	53.03	58.36	12.34	57.00	205 Average	3	17265.00	58.17	-18.13	68.30	49.31	42.22	15.51	56.87	--- Peak
Freq	Level	Over	Limit	ReadAntenna	Cable	Preamp	A/Pos	T/Pos	Remark																																																																																													
MHz	dBuV/m	dB	dBuV/m	dBuV	dB/m	dB	dB	cm	deg																																																																																													
1	11510.00	56.97	-17.83	74.00	64.17	58.36	12.34	57.00	152 Peak																																																																																													
2	11510.00	46.00	-18.00	54.00	53.20	58.36	12.34	57.00	205 Average																																																																																													
3	17265.00	58.68	-17.62	68.30	49.82	42.22	15.51	56.87	--- Peak																																																																																													
Freq	Level	Over	Limit	ReadAntenna	Cable	Preamp	A/Pos	T/Pos	Remark																																																																																													
MHz	dBuV/m	dB	dBuV/m	dBuV	dB/m	dB	dB	cm	deg																																																																																													
1	11510.00	56.96	-17.84	74.00	64.16	58.36	12.34	57.00	205 Peak																																																																																													
2	11510.00	45.83	-18.17	54.00	53.03	58.36	12.34	57.00	205 Average																																																																																													
3	17265.00	58.17	-18.13	68.30	49.31	42.22	15.51	56.87	--- Peak																																																																																													

WIFI	UNII-3 5725~5850MHz Harmonic @ 3m																																																																																	
ANT	802.11n HT40 CH159 5795MHz																																																																																	
2	Horizontal	Vertical																																																																																
Peak Avg.	<p>Site : 03CH02-SZ Condition : PART 15.407 3m HF_ANT_3117_0107 HORIZONTAL Project : 211916-01 Mode : Mode B0 SN : #19 G8E227012194000K Plane : Z with Accessory Setting : MCS90 power setting 15</p> <table border="1"> <thead> <tr> <th>Freq</th> <th>Level</th> <th>Over</th> <th>Limit</th> <th>ReadAntenna</th> <th>Cable</th> <th>Preamp</th> <th>A/Pos</th> <th>T/Pos</th> <th>Remark</th> </tr> <tr> <th>MHz</th> <th>dBuV/m</th> <th>dB</th> <th>dBuV/m</th> <th>dBuV</th> <th>dB/m</th> <th>dB</th> <th>dB</th> <th>cm</th> <th>deg</th> </tr> </thead> <tbody> <tr> <td>1</td> <td>11590.00</td> <td>49.34</td> <td>-24.66</td> <td>74.00</td> <td>56.52</td> <td>58.43</td> <td>12.31</td> <td>57.92</td> <td>--- Peak</td> </tr> <tr> <td>2</td> <td>17385.00</td> <td>58.59</td> <td>-17.45</td> <td>68.30</td> <td>58.83</td> <td>42.45</td> <td>15.79</td> <td>56.98</td> <td>--- Peak</td> </tr> </tbody> </table>	Freq	Level	Over	Limit	ReadAntenna	Cable	Preamp	A/Pos	T/Pos	Remark	MHz	dBuV/m	dB	dBuV/m	dBuV	dB/m	dB	dB	cm	deg	1	11590.00	49.34	-24.66	74.00	56.52	58.43	12.31	57.92	--- Peak	2	17385.00	58.59	-17.45	68.30	58.83	42.45	15.79	56.98	--- Peak	<p>Site : 03CH02-SZ Condition : PART 15.407 3m HF_ANT_3117_0107 VERTICAL Project : 211916-01 Mode : Mode B0 SN : #19 G8E227012194000K Plane : Z with Accessory Setting : MCS90 power setting 15</p> <table border="1"> <thead> <tr> <th>Freq</th> <th>Level</th> <th>Over</th> <th>Limit</th> <th>ReadAntenna</th> <th>Cable</th> <th>Preamp</th> <th>A/Pos</th> <th>T/Pos</th> <th>Remark</th> </tr> <tr> <th>MHz</th> <th>dBuV/m</th> <th>dB</th> <th>dBuV/m</th> <th>dBuV</th> <th>dB/m</th> <th>dB</th> <th>dB</th> <th>cm</th> <th>deg</th> </tr> </thead> <tbody> <tr> <td>1</td> <td>11590.00</td> <td>48.50</td> <td>-25.45</td> <td>74.00</td> <td>55.73</td> <td>58.43</td> <td>12.31</td> <td>57.92</td> <td>--- Peak</td> </tr> <tr> <td>2</td> <td>17385.00</td> <td>58.38</td> <td>-18.00</td> <td>68.30</td> <td>49.44</td> <td>42.45</td> <td>15.79</td> <td>56.98</td> <td>--- Peak</td> </tr> </tbody> </table>	Freq	Level	Over	Limit	ReadAntenna	Cable	Preamp	A/Pos	T/Pos	Remark	MHz	dBuV/m	dB	dBuV/m	dBuV	dB/m	dB	dB	cm	deg	1	11590.00	48.50	-25.45	74.00	55.73	58.43	12.31	57.92	--- Peak	2	17385.00	58.38	-18.00	68.30	49.44	42.45	15.79	56.98	--- Peak
Freq	Level	Over	Limit	ReadAntenna	Cable	Preamp	A/Pos	T/Pos	Remark																																																																									
MHz	dBuV/m	dB	dBuV/m	dBuV	dB/m	dB	dB	cm	deg																																																																									
1	11590.00	49.34	-24.66	74.00	56.52	58.43	12.31	57.92	--- Peak																																																																									
2	17385.00	58.59	-17.45	68.30	58.83	42.45	15.79	56.98	--- Peak																																																																									
Freq	Level	Over	Limit	ReadAntenna	Cable	Preamp	A/Pos	T/Pos	Remark																																																																									
MHz	dBuV/m	dB	dBuV/m	dBuV	dB/m	dB	dB	cm	deg																																																																									
1	11590.00	48.50	-25.45	74.00	55.73	58.43	12.31	57.92	--- Peak																																																																									
2	17385.00	58.38	-18.00	68.30	49.44	42.45	15.79	56.98	--- Peak																																																																									



UNII-3 5725~5850MHz
WIFI 802.11ac VHT80 (Harmonic @ 3m)

WIFI	UNII-3 5725~5850MHz Harmonic @ 3m																																																																																	
ANT	802.11ac VHT80 CH155 5775MHz																																																																																	
2	Horizontal	Vertical																																																																																
Peak Avg.	<p>Date: 17 Date: 2022-05-28</p> <p>Site : 03CH02-SZ Condition : PARI 15.407 3m HP_ANT_3117_0107 HORIZONTAL Project : 211916-01 Mode : Mode 01 SN : #19 GB227012194000K Plane : Z with Accessory setting : MCS9 power splng 14</p> <table border="1"> <thead> <tr> <th>Freq</th> <th>Level</th> <th>Over</th> <th>Limit</th> <th>ReadAntenna</th> <th>Cable</th> <th>Preamp</th> <th>A/Pos</th> <th>T/Pos</th> <th>Remark</th> </tr> <tr> <th>MHz</th> <th>dBuV/m</th> <th>dB</th> <th>dBuV/m</th> <th>dBuV</th> <th>dB/m</th> <th>dB</th> <th>dB</th> <th>cm</th> <th>deg</th> </tr> </thead> <tbody> <tr> <td>1 11550.00</td> <td>48.66</td> <td>-25.34</td> <td>74.00</td> <td>55.85</td> <td>38.40</td> <td>12.32</td> <td>57.91</td> <td>---</td> <td>--- Peak</td> </tr> <tr> <td>2 17325.00</td> <td>50.59</td> <td>-17.71</td> <td>68.30</td> <td>49.84</td> <td>42.15</td> <td>15.52</td> <td>56.92</td> <td>---</td> <td>--- Peak</td> </tr> </tbody> </table>	Freq	Level	Over	Limit	ReadAntenna	Cable	Preamp	A/Pos	T/Pos	Remark	MHz	dBuV/m	dB	dBuV/m	dBuV	dB/m	dB	dB	cm	deg	1 11550.00	48.66	-25.34	74.00	55.85	38.40	12.32	57.91	---	--- Peak	2 17325.00	50.59	-17.71	68.30	49.84	42.15	15.52	56.92	---	--- Peak	<p>Date: 18 Date: 2022-05-28</p> <p>Site : 03CH02-SZ Condition : PARI 15.407 3m HP_ANT_3117_0107 VERTICAL Project : 211916-01 Mode : Mode 01 SN : #19 GB227012194000K Plane : Z with Accessory setting : MCS9 power splng 14</p> <table border="1"> <thead> <tr> <th>Freq</th> <th>Level</th> <th>Over</th> <th>Limit</th> <th>ReadAntenna</th> <th>Cable</th> <th>Preamp</th> <th>A/Pos</th> <th>T/Pos</th> <th>Remark</th> </tr> <tr> <th>MHz</th> <th>dBuV/m</th> <th>dB</th> <th>dBuV/m</th> <th>dBuV</th> <th>dB/m</th> <th>dB</th> <th>dB</th> <th>cm</th> <th>deg</th> </tr> </thead> <tbody> <tr> <td>1 11550.00</td> <td>50.59</td> <td>-23.41</td> <td>74.00</td> <td>57.78</td> <td>38.40</td> <td>12.32</td> <td>57.91</td> <td>---</td> <td>--- Peak</td> </tr> <tr> <td>2 17325.00</td> <td>50.54</td> <td>-17.76</td> <td>68.30</td> <td>49.79</td> <td>42.15</td> <td>15.52</td> <td>56.92</td> <td>---</td> <td>--- Peak</td> </tr> </tbody> </table>	Freq	Level	Over	Limit	ReadAntenna	Cable	Preamp	A/Pos	T/Pos	Remark	MHz	dBuV/m	dB	dBuV/m	dBuV	dB/m	dB	dB	cm	deg	1 11550.00	50.59	-23.41	74.00	57.78	38.40	12.32	57.91	---	--- Peak	2 17325.00	50.54	-17.76	68.30	49.79	42.15	15.52	56.92	---	--- Peak
Freq	Level	Over	Limit	ReadAntenna	Cable	Preamp	A/Pos	T/Pos	Remark																																																																									
MHz	dBuV/m	dB	dBuV/m	dBuV	dB/m	dB	dB	cm	deg																																																																									
1 11550.00	48.66	-25.34	74.00	55.85	38.40	12.32	57.91	---	--- Peak																																																																									
2 17325.00	50.59	-17.71	68.30	49.84	42.15	15.52	56.92	---	--- Peak																																																																									
Freq	Level	Over	Limit	ReadAntenna	Cable	Preamp	A/Pos	T/Pos	Remark																																																																									
MHz	dBuV/m	dB	dBuV/m	dBuV	dB/m	dB	dB	cm	deg																																																																									
1 11550.00	50.59	-23.41	74.00	57.78	38.40	12.32	57.91	---	--- Peak																																																																									
2 17325.00	50.54	-17.76	68.30	49.79	42.15	15.52	56.92	---	--- Peak																																																																									



UNII-3 - 5725~5850MHz

Emission below 1GHz

5GHz WIFI 802.11n HT20 (LF)

WIFI	5GHz WIFI																																																																																																																																																									
ANT	802.11n HT20 LF																																																																																																																																																									
2	Horizontal	Vertical																																																																																																																																																								
QP / Peak	<table border="1"> <thead> <tr> <th>Peak</th> <th>Freq</th> <th>Level</th> <th>Limit</th> <th>Line</th> <th>ReadAntenna</th> <th>Cable</th> <th>Preamp</th> <th>A/Pos</th> <th>T/Pos</th> <th>Remark</th> </tr> </thead> <tbody> <tr> <td>1</td> <td>68.07</td> <td>23.57</td> <td>15.43</td> <td>48.00</td> <td>35.35</td> <td>10.54</td> <td>0.70</td> <td>35.12</td> <td>---</td> <td>Peak</td> </tr> <tr> <td>2</td> <td>89.17</td> <td>23.84</td> <td>19.45</td> <td>43.50</td> <td>14.84</td> <td>0.59</td> <td>35.18</td> <td>---</td> <td>Peak</td> </tr> <tr> <td>3</td> <td>106.78</td> <td>26.84</td> <td>16.56</td> <td>43.50</td> <td>14.42</td> <td>1.48</td> <td>35.18</td> <td>---</td> <td>Peak</td> </tr> <tr> <td>4</td> <td>344.18</td> <td>24.18</td> <td>21.81</td> <td>46.00</td> <td>35.11</td> <td>29.81</td> <td>1.98</td> <td>34.98</td> <td>---</td> <td>Peak</td> </tr> <tr> <td>5</td> <td>612.97</td> <td>24.32</td> <td>21.88</td> <td>46.00</td> <td>38.17</td> <td>25.95</td> <td>2.78</td> <td>34.58</td> <td>---</td> <td>Peak</td> </tr> <tr> <td>6</td> <td>775.93</td> <td>26.32</td> <td>19.58</td> <td>46.00</td> <td>29.61</td> <td>28.82</td> <td>3.84</td> <td>34.35</td> <td>---</td> <td>Peak</td> </tr> </tbody> </table>	Peak	Freq	Level	Limit	Line	ReadAntenna	Cable	Preamp	A/Pos	T/Pos	Remark	1	68.07	23.57	15.43	48.00	35.35	10.54	0.70	35.12	---	Peak	2	89.17	23.84	19.45	43.50	14.84	0.59	35.18	---	Peak	3	106.78	26.84	16.56	43.50	14.42	1.48	35.18	---	Peak	4	344.18	24.18	21.81	46.00	35.11	29.81	1.98	34.98	---	Peak	5	612.97	24.32	21.88	46.00	38.17	25.95	2.78	34.58	---	Peak	6	775.93	26.32	19.58	46.00	29.61	28.82	3.84	34.35	---	Peak	<table border="1"> <thead> <tr> <th>Peak</th> <th>Freq</th> <th>Level</th> <th>Limit</th> <th>Line</th> <th>ReadAntenna</th> <th>Cable</th> <th>Preamp</th> <th>A/Pos</th> <th>T/Pos</th> <th>Remark</th> </tr> </thead> <tbody> <tr> <td>1</td> <td>32.01</td> <td>38.44</td> <td>-9.55</td> <td>48.00</td> <td>45.01</td> <td>10.00</td> <td>0.69</td> <td>35.08</td> <td>---</td> <td>Peak</td> </tr> <tr> <td>2</td> <td>107.74</td> <td>38.82</td> <td>-12.68</td> <td>43.50</td> <td>45.39</td> <td>19.28</td> <td>1.34</td> <td>35.18</td> <td>---</td> <td>Peak</td> </tr> <tr> <td>3</td> <td>193.93</td> <td>32.04</td> <td>-18.85</td> <td>43.50</td> <td>49.07</td> <td>16.03</td> <td>1.44</td> <td>35.18</td> <td>---</td> <td>Peak</td> </tr> <tr> <td>4</td> <td>332.64</td> <td>26.29</td> <td>-19.71</td> <td>46.00</td> <td>38.64</td> <td>28.63</td> <td>1.92</td> <td>34.98</td> <td>---</td> <td>Peak</td> </tr> <tr> <td>5</td> <td>789.89</td> <td>36.49</td> <td>-19.71</td> <td>46.00</td> <td>31.25</td> <td>27.06</td> <td>2.88</td> <td>34.48</td> <td>---</td> <td>Peak</td> </tr> <tr> <td>6</td> <td>988.36</td> <td>29.84</td> <td>-24.16</td> <td>54.00</td> <td>38.37</td> <td>38.13</td> <td>3.46</td> <td>34.12</td> <td>---</td> <td>Peak</td> </tr> </tbody> </table>	Peak	Freq	Level	Limit	Line	ReadAntenna	Cable	Preamp	A/Pos	T/Pos	Remark	1	32.01	38.44	-9.55	48.00	45.01	10.00	0.69	35.08	---	Peak	2	107.74	38.82	-12.68	43.50	45.39	19.28	1.34	35.18	---	Peak	3	193.93	32.04	-18.85	43.50	49.07	16.03	1.44	35.18	---	Peak	4	332.64	26.29	-19.71	46.00	38.64	28.63	1.92	34.98	---	Peak	5	789.89	36.49	-19.71	46.00	31.25	27.06	2.88	34.48	---	Peak	6	988.36	29.84	-24.16	54.00	38.37	38.13	3.46	34.12	---	Peak
	Peak	Freq	Level	Limit	Line	ReadAntenna	Cable	Preamp	A/Pos	T/Pos	Remark																																																																																																																																															
1	68.07	23.57	15.43	48.00	35.35	10.54	0.70	35.12	---	Peak																																																																																																																																																
2	89.17	23.84	19.45	43.50	14.84	0.59	35.18	---	Peak																																																																																																																																																	
3	106.78	26.84	16.56	43.50	14.42	1.48	35.18	---	Peak																																																																																																																																																	
4	344.18	24.18	21.81	46.00	35.11	29.81	1.98	34.98	---	Peak																																																																																																																																																
5	612.97	24.32	21.88	46.00	38.17	25.95	2.78	34.58	---	Peak																																																																																																																																																
6	775.93	26.32	19.58	46.00	29.61	28.82	3.84	34.35	---	Peak																																																																																																																																																
Peak	Freq	Level	Limit	Line	ReadAntenna	Cable	Preamp	A/Pos	T/Pos	Remark																																																																																																																																																
1	32.01	38.44	-9.55	48.00	45.01	10.00	0.69	35.08	---	Peak																																																																																																																																																
2	107.74	38.82	-12.68	43.50	45.39	19.28	1.34	35.18	---	Peak																																																																																																																																																
3	193.93	32.04	-18.85	43.50	49.07	16.03	1.44	35.18	---	Peak																																																																																																																																																
4	332.64	26.29	-19.71	46.00	38.64	28.63	1.92	34.98	---	Peak																																																																																																																																																
5	789.89	36.49	-19.71	46.00	31.25	27.06	2.88	34.48	---	Peak																																																																																																																																																
6	988.36	29.84	-24.16	54.00	38.37	38.13	3.46	34.12	---	Peak																																																																																																																																																

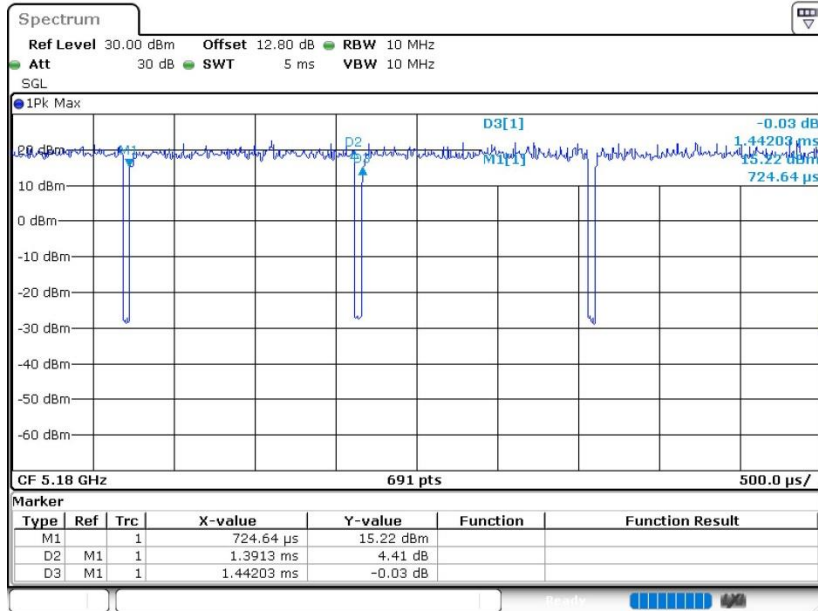


Appendix E. Duty Cycle Plots

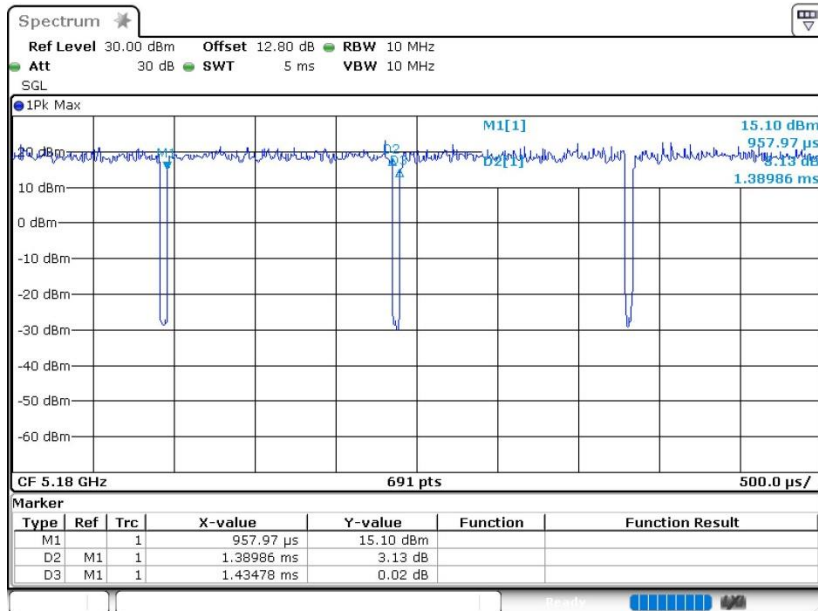
Ant	Band	Duty Cycle(%)	Duty Factor (dB)	T(ms)	1/T(kHz)	VBW Setting
1	802.11a	96.48	0.16	1.391	0.719	1KHz
2	802.11a	96.87	0.14	1.390	0.719	1KHz
1	802.11n HT20	96.74	0.14	1.290	0.775	1KHz
2	802.11n HT20	96.63	0.15	1.288	0.776	1KHz
1	802.11n HT40	93.40	0.30	0.636	1.572	3KHz
2	802.11n HT40	93.60	0.29	0.636	1.572	3KHz
1	802.11ac VHT80	87.79	0.57	0.323	3.094	10KHZ
2	802.11ac VHT80	87.84	0.56	0.325	3.080	10KHZ



802.11a – Ant 1

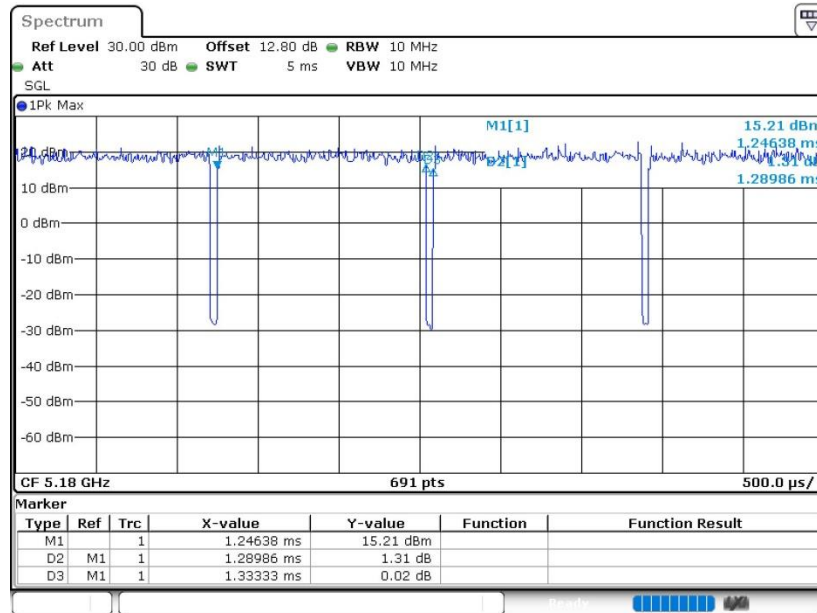


802.11a – Ant 2

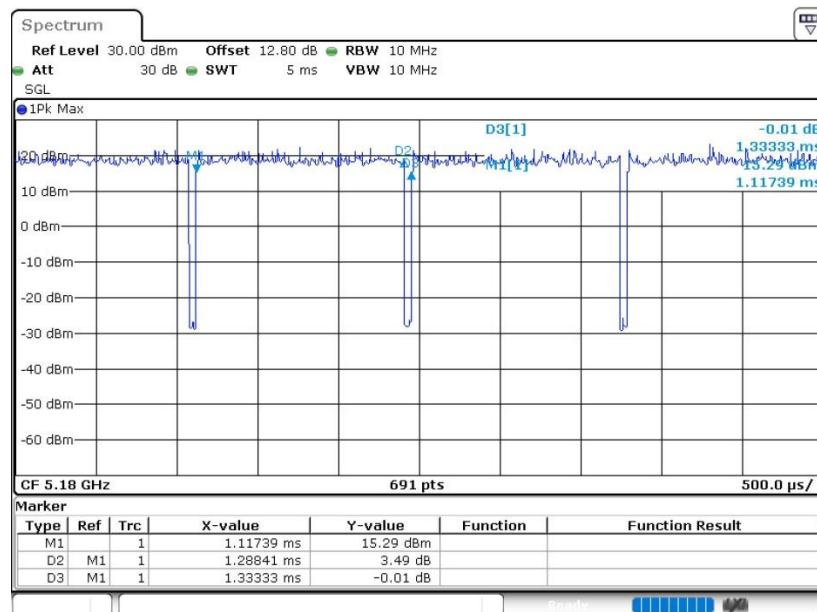




802.11n HT20 – Ant 1

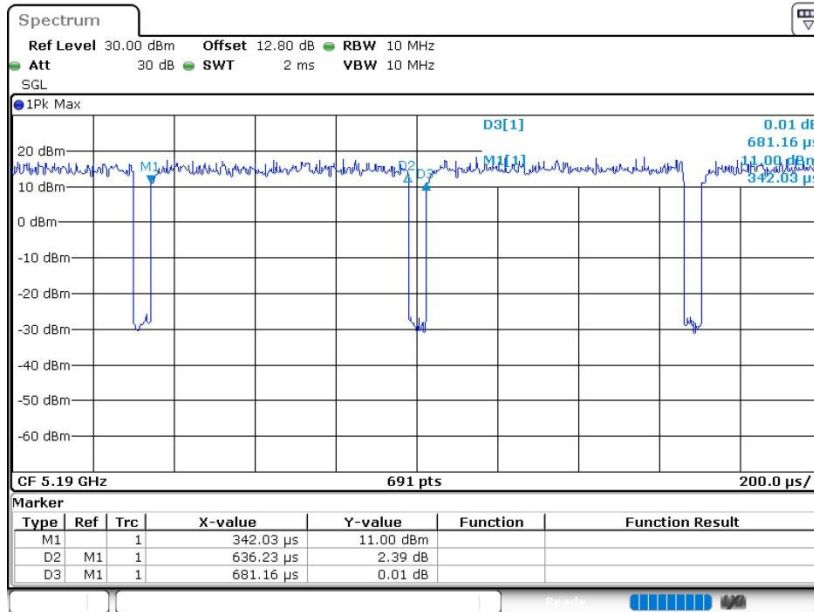


802.11n HT20 – Ant 2

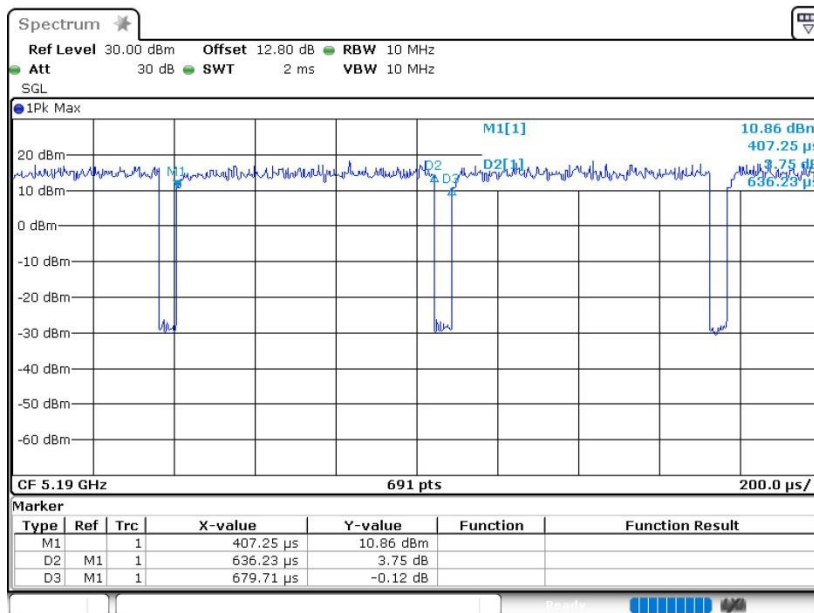




802.11n HT40 – Ant 1

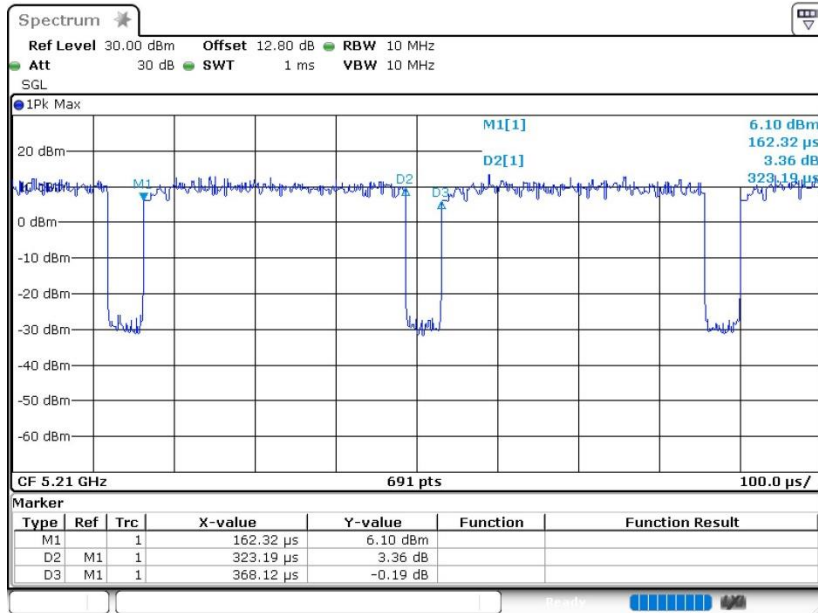


802.11n HT40 – Ant 2





802.11ac VHT80- Ant 1



802.11ac VHT80- Ant 2

