



FCC RF Test Report

APPLICANT : Amazon.com Services LLC
EQUIPMENT : Electronic Display Device
MODEL NAME : C4A6T4
FCC ID : 2A4DH-3426
STANDARD : FCC Part 15 Subpart E §15.407
CLASSIFICATION : (NII) Unlicensed National Information Infrastructure
TEST DATE(S) : May 26, 2022 ~ Aug. 11, 2022

We, Sporton International Inc. (ShenZhen), would like to declare that the tested sample has been evaluated in accordance with the test procedures and has been in compliance with the applicable technical standards.

The test results in this report apply exclusively to the tested model / sample. Without written approval of Sporton International Inc. (ShenZhen), the test report shall not be reproduced except in full.

Jason Jia



Approved by: Jason Jia

Sporton International Inc. (ShenZhen)

1/F, 2/F, Bldg 5, Shiling Industrial Zone, Xinwei Village, Xili, Nanshan, Shenzhen, 518055

People's Republic of China



TABLE OF CONTENTS

REVISION HISTORY..... 3

SUMMARY OF TEST RESULT 4

1 GENERAL DESCRIPTION 5

 1.1 Applicant 5

 1.2 Product Feature of Equipment Under Test..... 5

 1.3 Product Specification of Equipment Under Test..... 5

 1.4 Modification of EUT 7

 1.5 Testing Location 7

 1.6 Test Software..... 8

 1.7 Applicable Standards..... 8

2 TEST CONFIGURATION OF EQUIPMENT UNDER TEST 9

 2.1 Carrier Frequency and Channel 9

 2.2 Test Mode 10

 2.3 Connection Diagram of Test System..... 12

 2.4 Support Unit used in test configuration and system 13

 2.5 EUT Operation Test Setup 13

 2.6 Measurement Results Explanation Example..... 13

3 TEST RESULT..... 14

 3.1 6dB & 26dB & 99% Occupied Bandwidth Measurement..... 14

 3.2 Maximum Conducted Output Power Measurement 20

 3.3 Power Spectral Density Measurement 22

 3.4 Unwanted Emissions Measurement 26

 3.5 AC Conducted Emission Measurement..... 31

 3.6 Automatically Discontinue Transmission 33

 3.7 Antenna Requirements..... 34

4 LIST OF MEASURING EQUIPMENT 35

5 UNCERTAINTY OF EVALUATION 36

APPENDIX A. CONDUCTED TEST RESULTS

APPENDIX B. AC CONDUCTED EMISSION TEST RESULT

APPENDIX C. RADIATED SPURIOUS EMISSION

APPENDIX D. RADIATED SPURIOUS EMISSION PLOTS

APPENDIX E. DUTY CYCLE PLOTS



REVISION HISTORY

REPORT NO.	VERSION	DESCRIPTION	ISSUED DATE
FR211916-01D	Rev. 01	Initial issue of report	Jul. 04, 2022
FR211916-01D	Rev. 02	1. Update 26dB Bandwidth test data for 40M BW 2. Add duty factor in Appendix. E	Aug. 05, 2022
FR211916-01D	Rev. 03	Add Automatically Discontinue Transmission test data in section 3.6	Aug. 12, 2022



SUMMARY OF TEST RESULT

Report Section	FCC Rule	Description	Limit	Result
3.1	2.1049 & 15.403(i)	26dB & 99% Bandwidth	-	Report only
3.1	15.403(i)	6dB Bandwidth for straddle channels	> 500kHz	Pass
3.2	15.407(a)	Maximum Conducted Output Power	≤ 24 dBm	Pass
3.3	15.407(a)	Power Spectral Density	≤ 11 dBm	Pass
3.4	15.407(b)	Unwanted Emissions	15.407(b) & 15.209(a)	Pass
3.5	15.207	AC Conducted Emission	15.207(a)	Pass
3.6	15.407(c)	Automatically Discontinue Transmission	Discontinue Transmission	Pass
3.7	15.203 & 15.407(a)	Antenna Requirement	15.203 & 15.407(a)	Pass

Declaration of Conformity:

The test results with all measurement uncertainty excluded are presented in accordance with the regulation limits or requirements declared by manufacturers.

Comments and Explanations:

The declared of product specification for EUT presented in the report are provided by the manufacturer, and the manufacturer takes all the responsibilities for the accuracy of product specification.



1 General Description

1.1 Applicant

Amazon.com Services LLC
410 Terry Avenue N, Seattle, WA 98109-5210, United States

1.2 Product Feature of Equipment Under Test

Product Feature	
Equipment	Electronic Display Device
Model Name	C4A6T4
FCC ID	2A4DH-3426

1.3 Product Specification of Equipment Under Test

Standards-related Product Specification	
Tx/Rx Frequency Range	5180 MHz ~ 5240 MHz 5260 MHz ~ 5320 MHz 5500 MHz ~ 5720 MHz
Maximum Output Power to Antenna	<p><Ant 1> <5180 MHz ~ 5240 MHz> 802.11a : 14.05 dBm / 0.0254 W 802.11n HT20 : 13.97 dBm / 0.0249 W 802.11n HT40 : 13.18 dBm / 0.0208 W 802.11ac VHT20 : 13.92 dBm / 0.0247 W 802.11ac VHT40 : 13.09 dBm / 0.0204 W 802.11ac VHT80 : 11.91 dBm / 0.0155 W <5260 MHz ~ 5320 MHz> 802.11a : 14.31 dBm / 0.0270 W 802.11n HT20 : 14.03 dBm / 0.0253 W 802.11n HT40 : 13.24 dBm / 0.0211 W 802.11ac VHT20 : 13.96 dBm / 0.0249 W 802.11ac VHT40 : 13.14 dBm / 0.0206 W 802.11ac VHT80 : 12.12 dBm / 0.0163 W <5500 MHz ~ 5720 MHz > 802.11a : 14.21 dBm / 0.0264 W 802.11n HT20 : 13.98 dBm / 0.0250 W 802.11n HT40 : 13.18 dBm / 0.0208 W 802.11ac VHT20 : 13.90 dBm / 0.0245 W 802.11ac VHT40 : 13.02 dBm / 0.0200 W 802.11ac VHT80 : 11.90 dBm / 0.0155 W <Ant 2> <5180 MHz ~ 5240 MHz> 802.11a : 14.18 dBm / 0.0262 W 802.11n HT20 : 13.98 dBm / 0.0250 W 802.11n HT40 : 12.96 dBm / 0.0198 W 802.11ac VHT20 : 13.91 dBm / 0.0246 W 802.11ac VHT40 : 12.82 dBm / 0.0191 W 802.11ac VHT80 : 11.91 dBm / 0.0155 W <5260 MHz ~ 5320 MHz></p>



	<p>802.11a : 14.25 dBm / 0.0266 W 802.11n HT20 : 14.10 dBm / 0.0257 W 802.11n HT40 : 13.19 dBm / 0.0208 W 802.11ac VHT20 : 14.00 dBm / 0.0251 W 802.11ac VHT40 : 13.07 dBm / 0.0203 W 802.11ac VHT80 : 12.12 dBm / 0.0163 W <5500 MHz ~ 5720 MHz > 802.11a : 14.17 dBm / 0.0261 W 802.11n HT20 : 14.03 dBm / 0.0253 W 802.11n HT40 : 13.16 dBm / 0.0207 W 802.11ac VHT20 : 13.96 dBm / 0.0249 W 802.11ac VHT40 : 13.04 dBm / 0.0201 W 802.11ac VHT80 : 12.08 dBm / 0.0161 W</p>
<p>99% Occupied Bandwidth</p>	<p>< Ant 1>: <5180 MHz ~ 5240 MHz> 802.11a : 16.78 MHz 802.11n HT20 : 17.78 MHz 802.11n HT40 : 36.46 MHz 802.11ac VHT80 : 75.04 MHz <5260 MHz ~ 5320 MHz > 802.11a : 16.78 MHz 802.11n HT20 : 17.73 MHz 802.11n HT40 : 36.46 MHz 802.11ac VHT80 : 75.04 MHz <5500 MHz ~ 5720 MHz > 802.11a : 16.78 MHz 802.11n HT20 : 17.78 MHz 802.11n HT40 : 36.56 MHz 802.11ac VHT80 : 75.04 MHz < Ant 2>: <5180 MHz ~ 5240 MHz> 802.11a : 16.73 MHz 802.11n HT20 : 17.83 MHz 802.11n HT40 : 36.46 MHz 802.11ac VHT80 : 75.04 MHz <5260 MHz ~ 5320 MHz > 802.11a : 16.73 MHz 802.11n HT20 : 17.78 MHz 802.11n HT40 : 36.56 MHz 802.11ac VHT80 : 75.04 MHz <5500 MHz ~ 5720 MHz > 802.11a : 16.73 MHz 802.11n HT20 : 17.78 MHz 802.11n HT40 : 36.36 MHz 802.11ac VHT80 : 75.04 MHz</p>
<p>Antenna Type / Gain</p>	<p><5180 MHz ~ 5240 MHz> <Ant. 1> : PIFA Antenna with gain -0.06 dBi <Ant. 2> : PIFA Antenna with gain 0.83 dBi <5260 MHz ~ 5320 MHz> <Ant. 1> : PIFA Antenna with gain 1.44 dBi <Ant. 2> : PIFA Antenna with gain 2.09 dBi <5500 MHz ~ 5720 MHz> <Ant. 1> : PIFA Antenna with gain 1.62 dBi <Ant. 2> : PIFA Antenna with gain 2.88 dBi</p>



Antenna Function Description		Ant. 1	Ant. 2
	802.11 a/n/ac SISO	V	V
Type of Modulation	802.11a/n : OFDM (BPSK / QPSK / 16QAM / 64QAM) 802.11ac : OFDM (BPSK / QPSK / 16QAM / 64QAM / 256QAM)		

Note:

1. The device does not support Ant 1+2 MIMO.
2. For 802.11n HT20 / 11ac VHT20 and 802.11n HT40 / 11ac VHT40 mode, the whole testing have assessed only 802.11n HT20 & HT40 by referring to their higher output power.

1.4 Modification of EUT

No modifications are made to the EUT during all test items.

1.5 Testing Location

Sporton International Inc. (Shenzhen) is accredited to ISO/IEC 17025:2017 by American Association for Laboratory Accreditation with Certificate Number 5145.01.

Test Firm	Sporton International Inc. (Shenzhen)		
Test Site Location	1/F, 2/F, Bldg 5, Shiling Industrial Zone, Xinwei Village, Xili, Nanshan, Shenzhen, 518055 People's Republic of China TEL: +86-755-86379589 FAX: +86-755-86379595		
Test Site No.	Sporton Site No.	FCC Designation No.	FCC Test Firm Registration No.
	TH01-SZ	CN1256	421272

Test Firm	Sporton International Inc. (Shenzhen)		
Test Site Location	101, 1st Floor, Block B, Building 1, No. 2, Tengfeng 4th Road, Fenghuang Community, Fuyong Street, Baoan District, Shenzhen City Guangdong Province China 518103 TEL: +86-755-33202398		
Test Site No.	Sporton Site No.	FCC Designation No.	FCC Test Firm Registration No.
	CO02-SZ 03CH02-SZ DFS01-SZ	CN1256	421272



1.6 Test Software

Item	Site	Manufacturer	Name	Version
1.	03CH02-SZ	AUDIX	E3	6.2009-8-24a
2.	CO02-SZ	Rohde&Schwarz	EMC32	10.60.0.0
3.	DFS01-SZ	Sporton	DFS & Adaptivity Test Tools	1.0

1.7 Applicable Standards

According to the specifications of the manufacturer, the EUT must comply with the requirements of the following standards:

- ♦ 47 CFR Part 15 Subpart E
- ♦ FCC KDB 789033 D02 General UNII Test Procedures New Rules v02r01.
- ♦ ANSI C63.10-2013

Remark: All test items were verified and recorded according to the standards and without any deviation during the test.

2 Test Configuration of Equipment Under Test

- a. The EUT has been associated with peripherals and configuration operated in a manner tended to maximize its emission characteristics in a typical application. Frequency range investigated: conduction emission (150 kHz to 30 MHz), radiation emission (9 kHz to the 10th harmonic of the highest fundamental frequency or to 40 GHz, whichever is lower). For radiated measurement, pre-scanned in three orthogonal panels, X, Y, Z. The worst cases (Z plane) were recorded in this report.
- b. AC power line Conducted Emission was tested under maximum output power.

2.1 Carrier Frequency and Channel

Frequency Band	Channel	Freq. (MHz)	Channel	Freq. (MHz)
5180-5240 MHz U-NII-1	36	5180	44	5220
	38*	5190	46*	5230
	40	5200	48	5240
	42 [#]	5210		

Frequency Band	Channel	Freq. (MHz)	Channel	Freq. (MHz)
5260-5320 MHz U-NII-2A	52	5260	60	5300
	54*	5270	62*	5310
	56	5280	64	5320
	58 [#]	5290		

Frequency Band	Channel	Freq. (MHz)	Channel	Freq. (MHz)
5500- 5700 MHz U-NII-2C	100	5500	112	5560
	102*	5510	116	5580
	104	5520	132	5660
	106 [#]	5530	134*	5670
	108	5540	136	5680
	110*	5550	140	5700



Frequency Band	Channel	Freq. (MHz)	Channel	Freq. (MHz)
TDWR Channel	118*	5590	124	5620
	120	5600	126*	5630
	122 [#]	5610	128	5640

Frequency Band	Channel	Freq. (MHz)	Channel	Freq. (MHz)
Straddle Channel	138 [#]	5690	144	5720
	142*	5710		

Note:

1. The above Frequency and Channel in "*" were 802.11n HT40 and 802.11ac VHT40.
2. The above Frequency and Channel in "[#]" were 802.11ac VHT80.

2.2 Test Mode

Final test modes are considering the modulation and worse data rates as below table.

Modulation	Data Rate
802.11a	6 Mbps
802.11n HT20 (cover 11ac VHT20)	MCS0
802.11n HT40 (cover 11ac VHT40)	MCS0
802.11ac VHT80	MCS0

Test Cases	
AC Conducted Emission	Mode 1 : Turn backlight to max brightness + BT Link + 5G Wif Link + Battery + USB cable (Adapter AP16-US)
Remark: For Radiated Test Cases, The tests were performance with Adapter and USB Cable.	

Co-location
802.11a CH64 5320MHz Tx_ANT 1 + BLE CH19 Tx_Ant 1
802.11n HT20CH116 5580MHz Tx_ANT 2 + BLE CH19 Tx_Ant 1

Note: The RSE Co-location mode is from the worst combination of WLAN 5G and BLE TX mode.



Ch. #		U-NII-1 : 5180-5240 MHz	U-NII-2A : 5260-5320 MHz	U-NII-2C : 5500- 5720 MHz
		802.11a	802.11a	802.11a
L	Low	36	52	100
M	Middle	44	60	116
H	High	48	64	140
Straddle		-	-	144

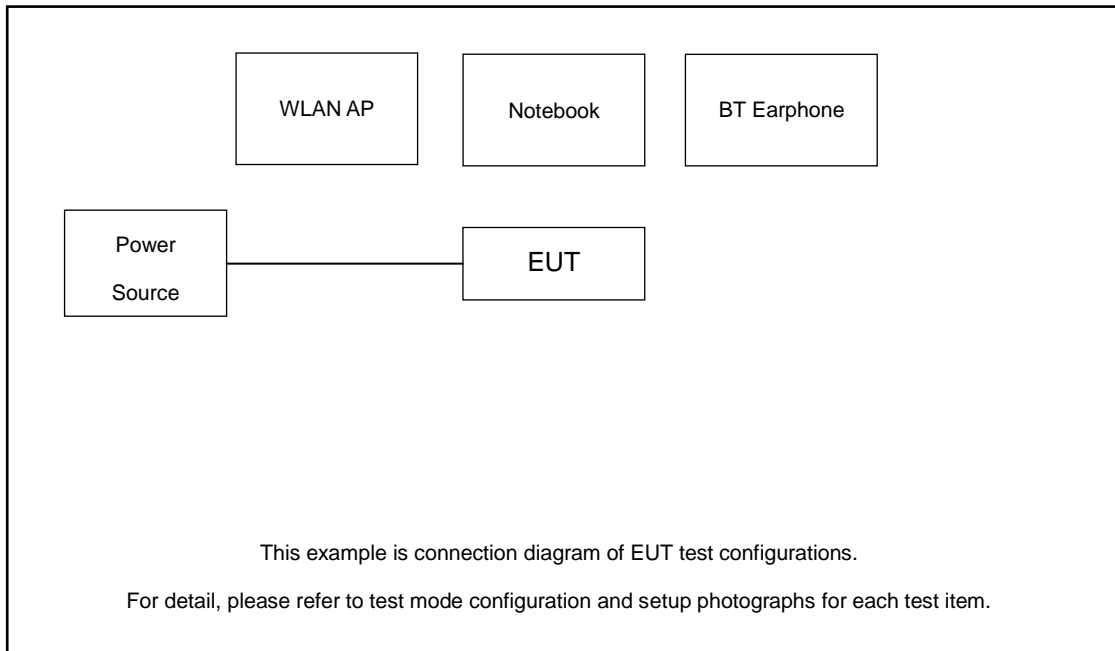
Ch. #		U-NII-1 : 5180-5240 MHz	U-NII-2A : 5260-5320 MHz	U-NII-2C : 5500- 5720 MHz
		802.11n HT20	802.11n HT20	802.11n HT20
L	Low	36	52	100
M	Middle	44	60	116
H	High	48	64	140
Straddle		-	-	144

Ch. #		U-NII-1 : 5180-5240 MHz	U-NII-2A : 5260-5320 MHz	U-NII-2C : 5500- 5720 MHz
		802.11n HT40	802.11n HT40	802.11n HT40
L	Low	38	54	102
M	Middle	-	-	110
H	High	46	62	134
Straddle		-	-	142

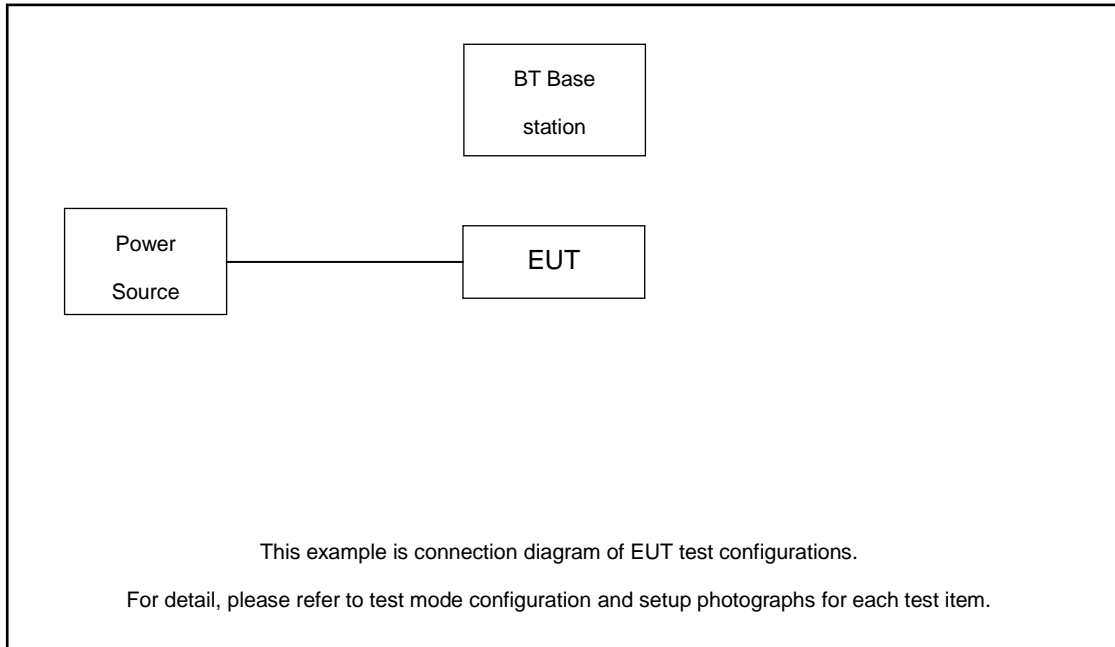
Ch. #		U-NII-1 : 5180-5240 MHz	U-NII-2A : 5260-5320 MHz	U-NII-2C : 5500- 5720 MHz
		802.11ac VHT80	802.11ac VHT80	802.11ac VHT80
L	Low	-	-	106
M	Middle	42	58	-
H	High	-	-	122
Straddle		-	-	138

2.3 Connection Diagram of Test System

For AC Conducted Emission:



For Radiated Emission:





2.4 Support Unit used in test configuration and system

Item	Equipment	Model Name	FCC ID	Data Cable	Power Cord
1.	WLAN AP	RT-AC66U	MSQ-RTAC66U	N/A	Unshielded,1.8m
2.	WLAN AP	AX88U	MSQ-RTAXHP00	N/A	Unshielded
3.	BT Base station	CBT	N/A	N/A	Unshielded,1.8m
4.	Adapter	FANA7R	N/A	N/A	N/A

2.5 EUT Operation Test Setup

For WLAN RF test items, an engineering test program was provided and enabled to make EUT continuous transmit.

For AC power line conducted emissions, the EUT was set to connect with the router under large package sizes transmission.

2.6 Measurement Results Explanation Example

For all conducted test items:

The offset level is set in the spectrum analyzer to compensate the RF cable loss and attenuator factor between EUT conducted output port and spectrum analyzer. With the offset compensation, the spectrum analyzer reading level is exactly the EUT RF output level.

Example :

The spectrum analyzer offset is derived from RF cable loss and attenuator factor.

Offset = RF cable loss + attenuator factor.

Following shows an offset computation example with cable loss 2.80 dB and 10dB attenuator.

Offset(dB) = RF cable loss(dB) + attenuator factor(dB).

$$= 2.80 + 10 = 12.80 \text{ (dB)}$$

3 Test Result

3.1 6dB & 26dB & 99% Occupied Bandwidth Measurement

3.1.1 Description of 26dB & 99% Occupied Bandwidth

The minimum 6 dB bandwidth for straddle channels located in UNII-3 shall be at least 500 kHz.
26dB and 99% Occupied bandwidth are reporting only.

For Straddle Channel, According to KDB 789033 D02 General UNII Test Procedures New Rules v02r01, If the power and PSD of the devices are uniform and comply with the lower limits specified for the U-NII-2 bands, a single measurement over the entire emission bandwidth can be performed to show compliance.

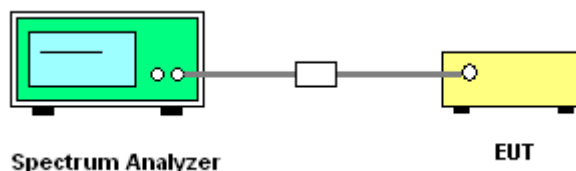
3.1.2 Measuring Instruments

The measuring equipment is listed in the section 4 of this test report.

3.1.3 Test Procedures

1. The testing follows FCC KDB 789033 D02 General UNII Test Procedures New Rules v02r01. Section C) Emission bandwidth for the band 5.725-5.85GHz
2. For 6dB BW, Set RBW = 100kHz.
For 26dB BW, Set RBW = approximately 1% of the emission bandwidth.
For 99% OBW, Set RBW = 1% to 5% of the OBW.
3. For 26dB BW, Set the VBW > RBW.
For 6dB BW & 99% OBW, Set the VBW $\geq 3 \times$ RBW.
4. Detector = Peak.
5. Trace mode = max hold
6. Measure the maximum width of the emission that is 6 dB down from the peak of the emission.
7. Measure and record the results in the test report.

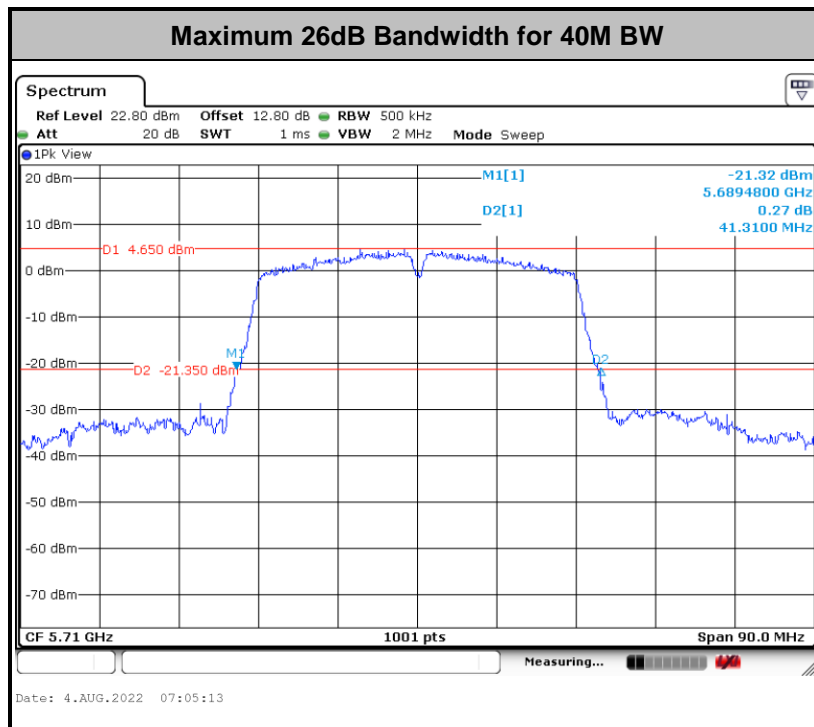
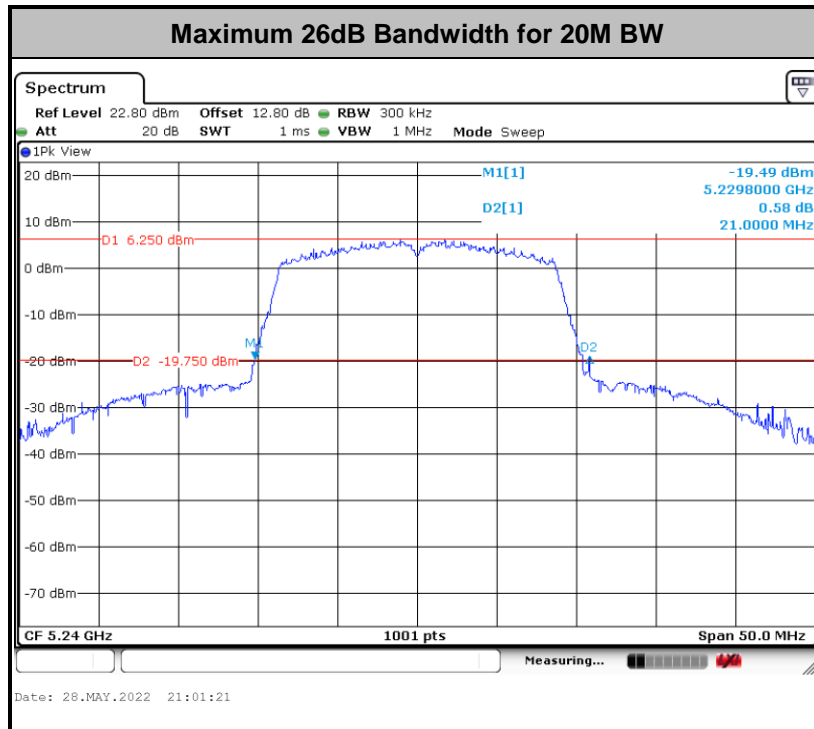
3.1.4 Test Setup

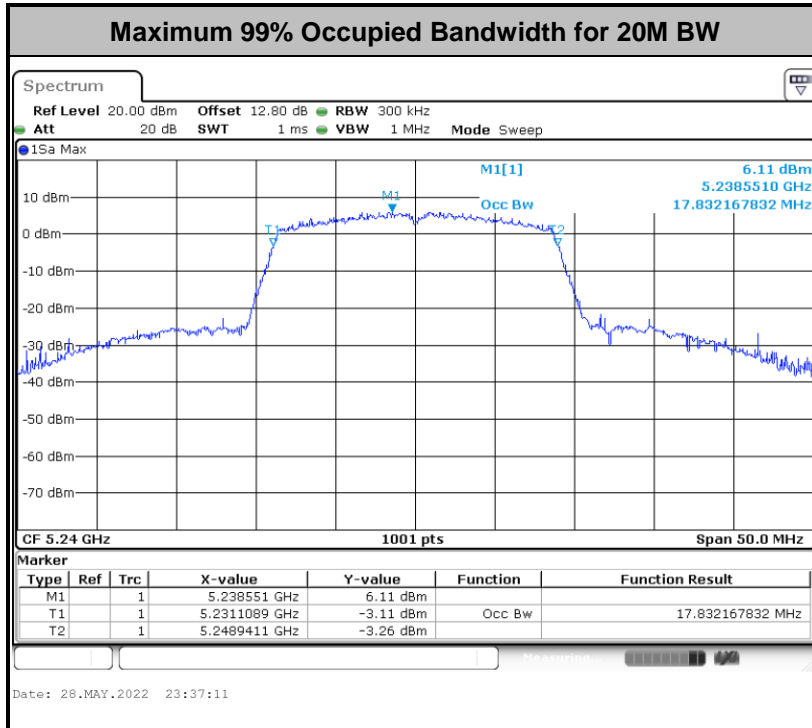
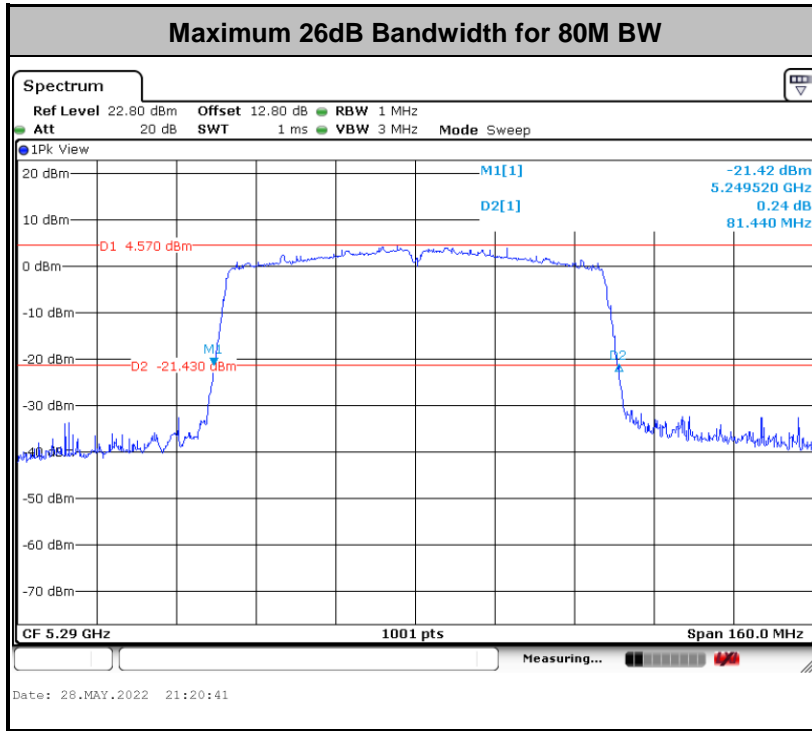


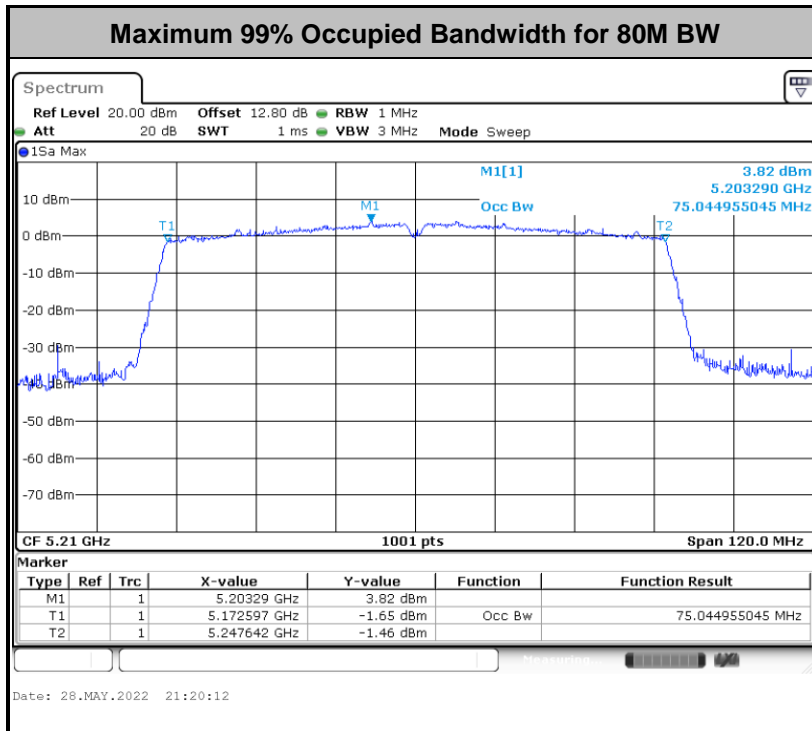
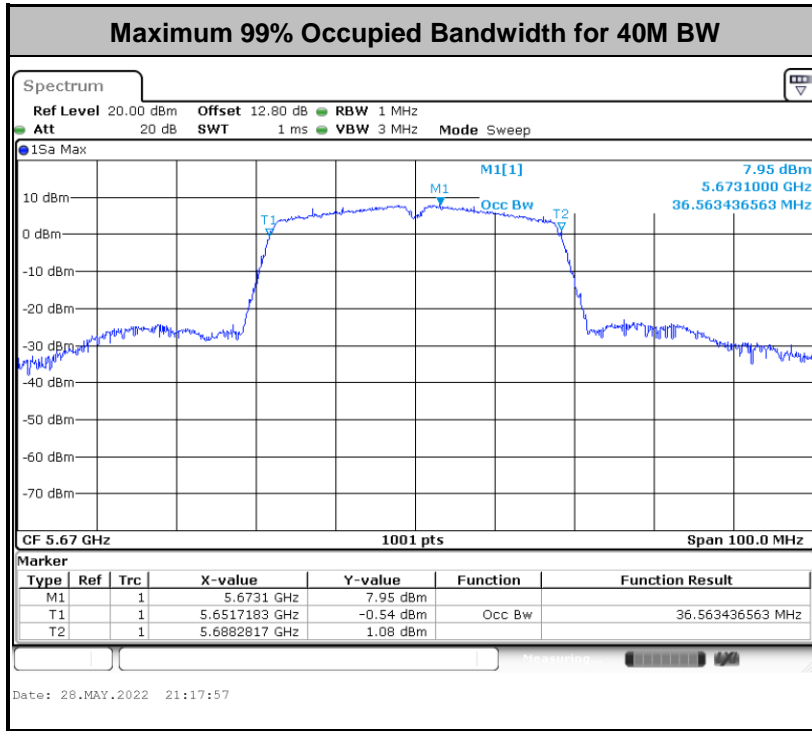


3.1.5 Test Result of 26dB & 99% Occupied Bandwidth

Please refer to Appendix A.





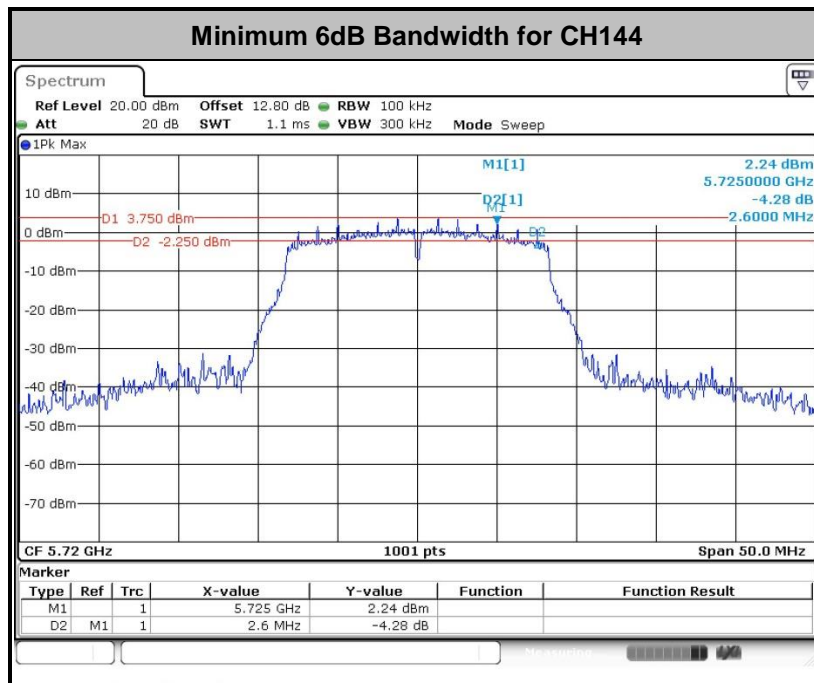


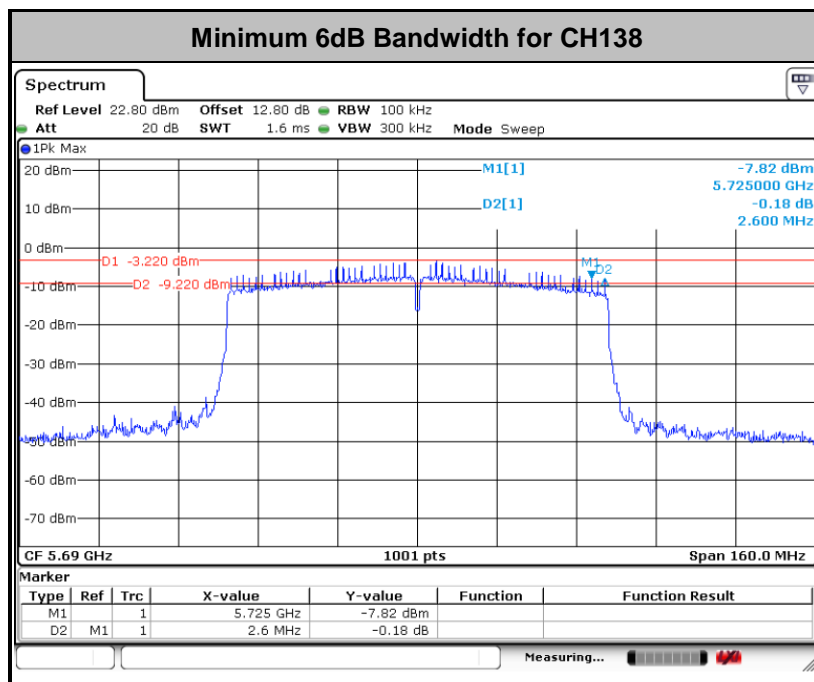
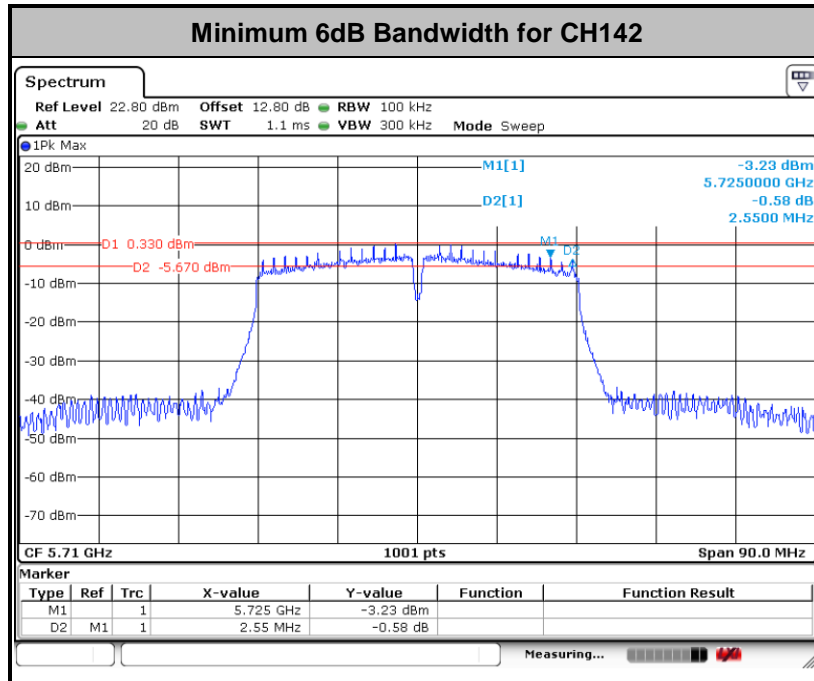
Note: The occupied channel bandwidth is maintained within the band of operation for all of the modulations.



3.1.6 Test Result of 6dB Bandwidth for Straddle Channels

Mod.	Data Rate	NTX	CH.	Freq. (MHz)	6 dB Bandwidth (MHz)		6 dB Bandwidth Min. Limit (MHz)		Pass/Fail
					Ant 1	Ant 2	Ant 1	Ant 2	
11a	6Mbps	1	144	5720	2.60	2.80	0.5	0.5	Pass
HT20	MCS0	1	144	5720	2.60	2.60	0.5	0.5	Pass
HT40	MCS0	1	142	5710	2.55	2.55	0.5	0.5	Pass
VHT80	MCS0	1	138	5690	2.60	2.60	0.5	0.5	Pass







3.2 Maximum Conducted Output Power Measurement

3.2.1 Limit of Maximum Conducted Output Power

<FCC 14-30 CFR 15.407>

For mobile and portable client devices in the 5.15–5.25 GHz band, the maximum conducted output power over the frequency band of operation shall not exceed 250 mW.

For the 5.25–5.725 GHz bands, the maximum conducted output power over the frequency bands of operation shall not exceed the lesser of 250 mW or $11 \text{ dBm} + 10 \log B$, where B is the 26 dB emission bandwidth in megahertz.

For the 5.47–5.725 GHz band, the maximum conducted output power shall not exceed 250 mW or $11 + 10 \log_{10} B$, dBm, whichever power is less. The maximum e.i.r.p. shall not exceed 1.0 W or $17 + 10 \log_{10} B$, dBm, whichever is less. B is the 99% emission bandwidth in megahertz.

For Straddle Channel, According to KDB 789033 D02 General UNII Test Procedures New Rules v02r01, If the power and PSD of the devices are uniform and comply with the lower limits specified for the U-NII-2 bands, a single measurement over the entire emission bandwidth can be performed to show compliance.

If transmitting antennas of directional gain greater than 6 dBi are used, the peak output power shall be reduced by the amount in dB that the directional gain of the antenna exceeds 6 dBi.

Note that U-NII-2 band, devices with a maximum e.i.r.p. greater than 500 mW shall implement TPC in order to have the capability to operate at least 6 dB below the maximum permitted e.i.r.p. of 1 W.

3.2.2 Measuring Instruments

The measuring equipment is listed in the section 4 of this test report.

3.2.3 Test Procedures

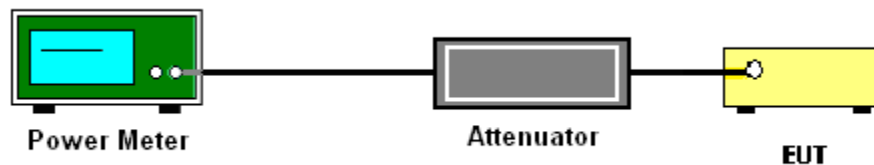
The testing follows Method PM of FCC KDB 789033 D02 General UNII Test Procedures New Rules v02r01.

Method PM (Measurement using an RF average power meter):

1. Measurement is performed using a wideband RF power meter.
2. The EUT is configured to transmit continuously with a consistent duty cycle at its maximum power control level.
3. Measure the average power of the transmitter, and the average power is corrected with duty factor, $10 \log(1/x)$, where x is the duty cycle.
4. For MIMO mode, the measure-and-sum technique should be used for measuring the in-band transmit power of a device.

For Straddle Channel, According to KDB 789033 D02 General UNII Test Procedures New Rules v02r01, If the power and PSD of the devices are uniform and comply with the lower limits specified for the U-NII-2 bands, a single measurement over the entire emission bandwidth can be performed to show compliance.

3.2.4 Test Setup



3.2.5 Test Result of Maximum Conducted Output Power

Please refer to Appendix A.



3.3 Power Spectral Density Measurement

3.3.1 Limit of Power Spectral Density

<FCC 14-30 CFR 15.407>

For mobile and portable client devices in the 5.15–5.25 GHz band, the maximum power spectral density shall not exceed 11dBm in any 1 megahertz band.

For the 5.25–5.725 GHz bands, the maximum power spectral density shall not exceed 11 dBm in any 1 megahertz band.

For Straddle Channel, According to KDB 789033 D02 General UNII Test Procedures New Rules v02r01, If the power and PSD of the devices are uniform and comply with the lower limits specified for the U-NII-2 bands, a single measurement over the entire emission bandwidth can be performed to show compliance.

If transmitting antennas of directional gain greater than 6 dBi are used, the peak output power shall be reduced by the amount in dB that the directional gain of the antenna exceeds 6 dBi.

3.3.2 Measuring Instruments

The measuring equipment is listed in the section 4 of this test report.

3.3.3 Test Procedures

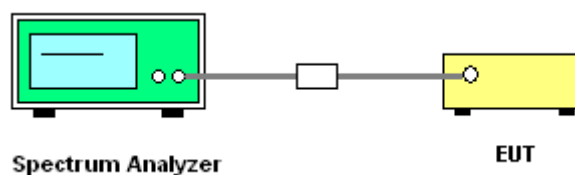
The testing follows FCC KDB 789033 D02 General UNII Test Procedures New Rules v02r01.
Section F) Maximum power spectral density.

Method SA-2

(trace averaging across on and off times of the EUT transmissions, followed by duty cycle correction).

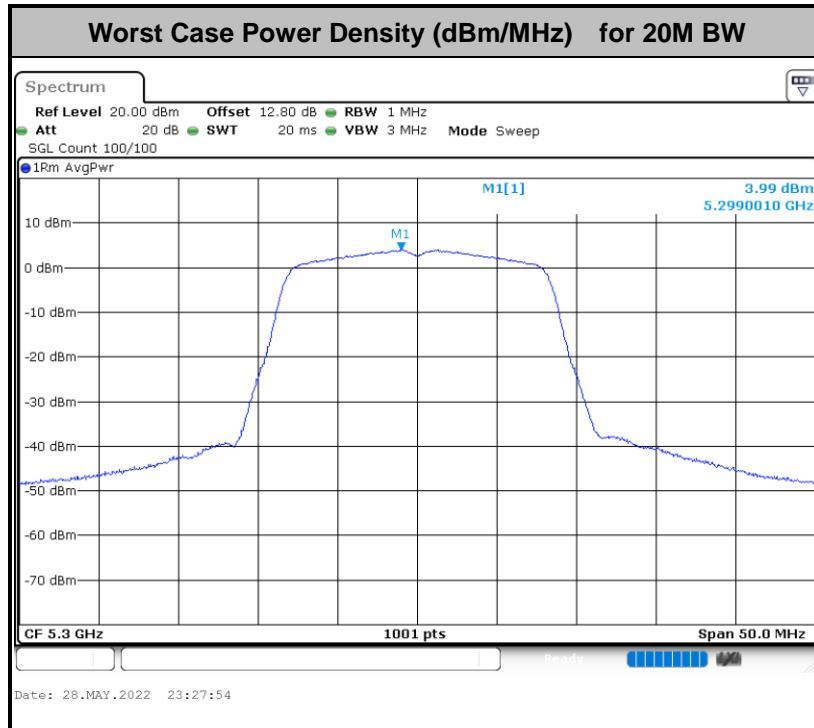
- Measure the duty cycle.
 - Set span to encompass the entire emission bandwidth (EBW) of the signal.
 - Set RBW = 1 MHz.
 - Set VBW \geq 3 MHz.
 - Number of points in sweep \geq 2 Span / RBW.
 - Sweep time = auto.
 - Detector = RMS
 - Trace average at least 100 traces in power averaging mode.
 - Add $10 \log(1/x)$, where x is the duty cycle, to the measured power in order to compute the average power during the actual transmission times. For example, add $10 \log(1/0.25) = 6$ dB if the duty cycle is 25 percent.
1. The RF output of EUT was connected to the spectrum analyzer by a low loss cable.
 2. Each plot has already offset with cable loss, and attenuator loss. Measure the PPSD and record it.

3.3.4 Test Setup

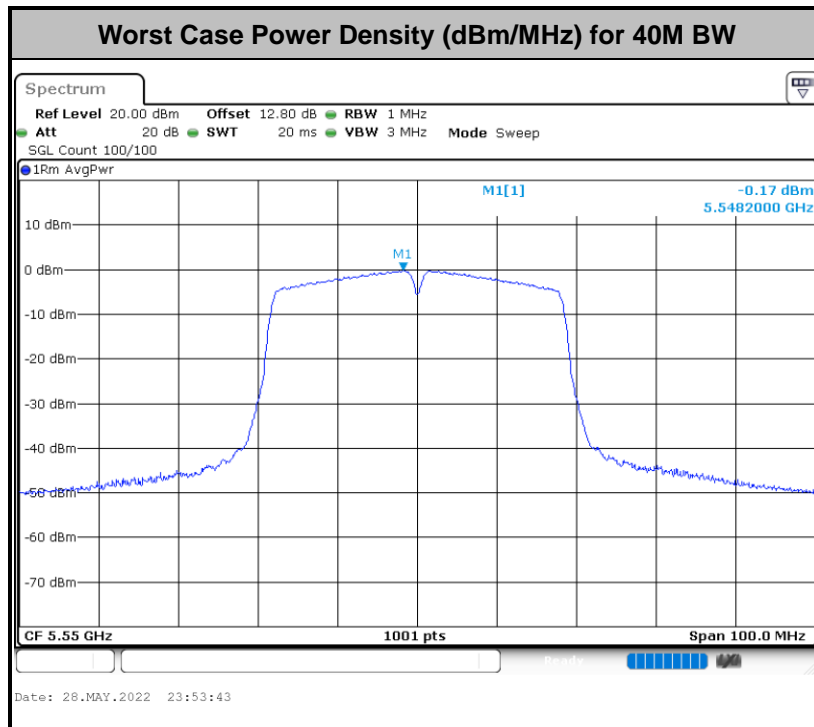


3.3.5 Test Result of Power Spectral Density

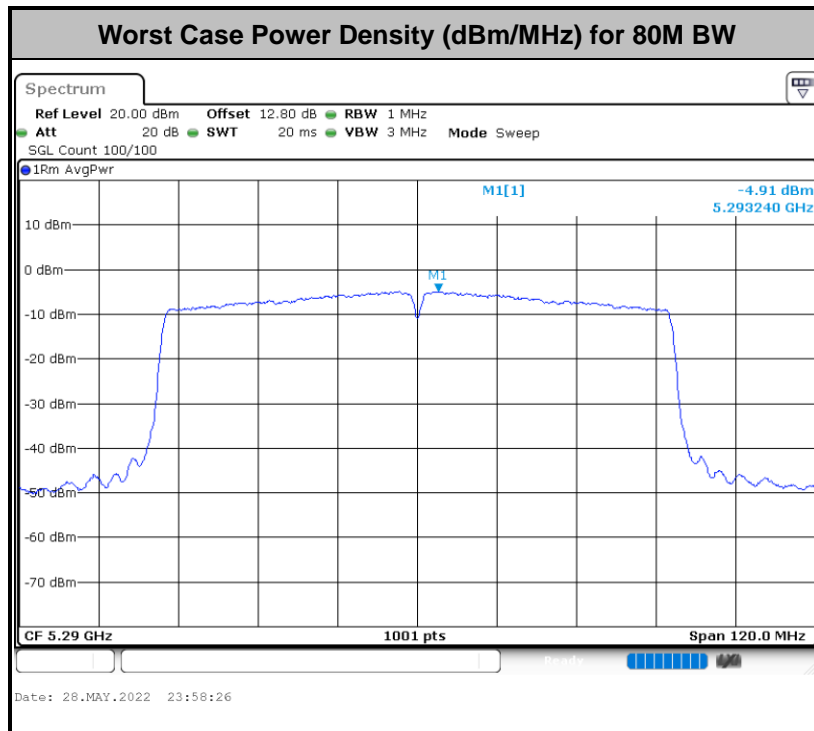
Please refer to Appendix A.



Note: Average Power Density (dB) = Measured value+ Duty Factor



Note: Average Power Density (dB) = Measured value+ Duty Factor



Note: Average Power Density (dB) = Measured value+ Duty Factor



3.4 Unwanted Emissions Measurement

This section is to measure unwanted emissions through radiated measurement for band edge spurious emissions and out of band emissions measurement.

3.4.1 Limit of Unwanted Emissions

- (1) For transmitters operating in the 5150-5250 MHz band: all emissions outside of the 5150-5350 MHz band shall not exceed an EIRP of -27dBm/MHz.

For transmitters operating in the 5250-5350 MHz band: all emissions outside of the 5150-5350 MHz band shall not exceed an EIRP of -27 dBm/MHz. Devices operating in the 5250-5350 MHz band that generate emissions in the 5150-5250 MHz band must meet all applicable technical requirements for operation in the 5150-5250 MHz band (including indoor use) or alternatively meet an out-of-band emission EIRP limit of -27 dBm/MHz in the 5150-5250 MHz band.

For transmitters operating in the 5470-5725 MHz band: all emissions outside of the 5470-5725 MHz band shall not exceed an EIRP of -27 dBm/MHz.

- (2) Unwanted spurious emissions fallen in restricted bands shall comply with the general field strength limits as below table,

Frequency (MHz)	Field Strength (microvolts/meter)	Measurement Distance (meters)
0.009 – 0.490	2400/F(kHz)	300
0.490 – 1.705	24000/F(kHz)	30
1.705 – 30.0	30	30
30 – 88	100	3
88 – 216	150	3
216 - 960	200	3
Above 960	500	3



EIRP (dBm)	Field Strength at 3m (dBµV/m)
- 27	68.3

Note: The following formula is used to convert the EIRP to field strength.

$$EIRP = E_{Meas} + 20\log (d_{Meas}) - 104.7$$

where

EIRP is the equivalent isotropically radiated power, in dBm

E_{Meas} is the field strength of the emission at the measurement distance, in dBµV/m

d_{Meas} is the measurement distance, in m

(3) ANSI C63.10-2013 clause 12.7.3 note 97

As specified by regulatory requirements, emissions above 1000 MHz that are outside of the restricted bands are subject to a peak emission limit. However, an out-of-band emission that complies with both the average and peak general regulatory limits is not required to satisfy the peak emission limit.

3.4.2 Measuring Instruments

The measuring equipment is listed in the section 4 of this test report.

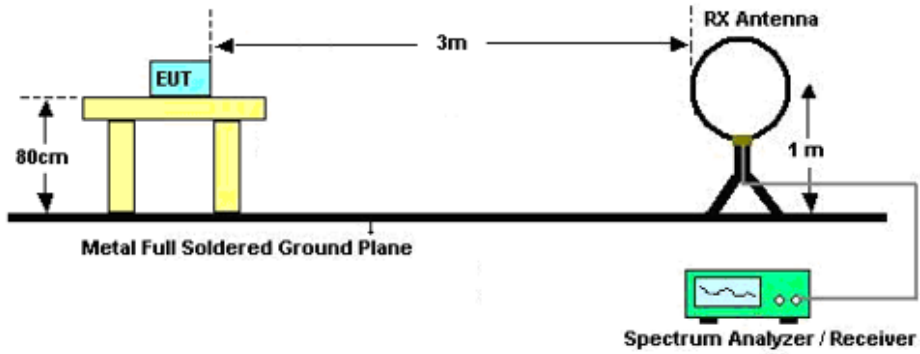


3.4.3 Test Procedures

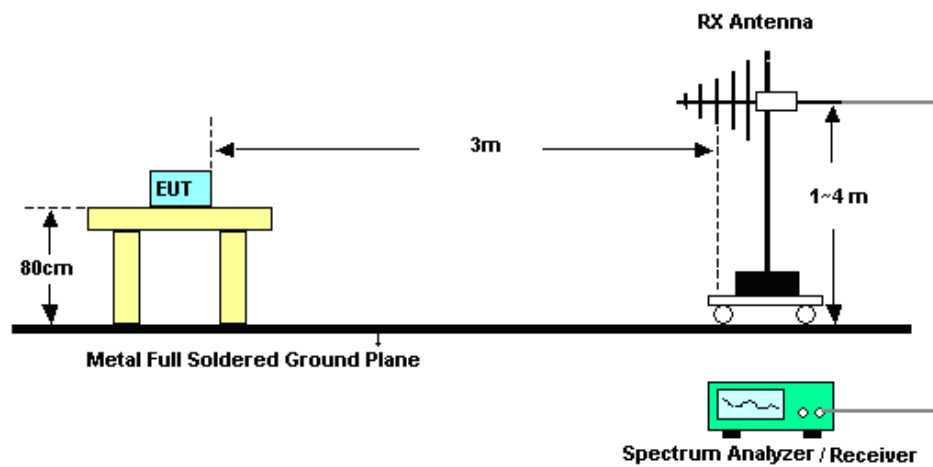
1. The testing follows FCC KDB 789033 D02 General UNII Test Procedures New Rules v02r01. Section G) Unwanted emissions measurement.
 - (1) Procedure for Unwanted Emissions Measurements Below 1000MHz
 - RBW = 120 kHz
 - VBW = 300 kHz
 - Detector = Peak
 - Trace mode = max hold
 - (2) Procedure for Peak Unwanted Emissions Measurements Above 1000 MHz
 - RBW = 1 MHz
 - VBW \geq 3 MHz
 - Detector = Peak
 - Sweep time = auto
 - Trace mode = max hold
 - (3) Procedures for Average Unwanted Emissions Measurements Above 1000MHz
 - RBW = 1 MHz
 - VBW = 10 Hz, when duty cycle is no less than 98 percent.
 - VBW \geq 1/T, when duty cycle is less than 98 percent where T is the minimum transmission duration over which the transmitter is on and is transmitting at its maximum power control level for the tested mode of operation.
2. The EUT was placed on a turntable with 0.8 meter for frequency below 1GHz and 1.5 meter for frequency above 1GHz respectively above ground.
3. The EUT was set 3 meters from the interference receiving antenna which was mounted on the top of a variable height antenna tower.
4. The antenna is a broadband antenna and its height is adjusted between one meter and four meters above ground to find the maximum value of the field strength for both horizontal polarization and vertical polarization of the antenna.
5. For each suspected emission, the EUT was arranged to its worst case and then adjust the antenna tower (from 1 m to 4 m) and turntable (from 0 degree to 360 degrees) to find the maximum reading.
6. For testing below 1GHz, if the emission level of the EUT in peak mode was 3 dB lower than the limit specified, then peak values of EUT will be reported, otherwise, the emissions will be repeated one by one using the CISPR quasi-peak method and reported.
7. For testing above 1GHz, the emission level of the EUT in peak mode was 20dB lower than peak limit (that means the emission level in average mode also complies with the limit in average mode), then peak values of EUT will be reported, otherwise, the emissions will be measured in average mode again and reported.

3.4.4 Test Setup

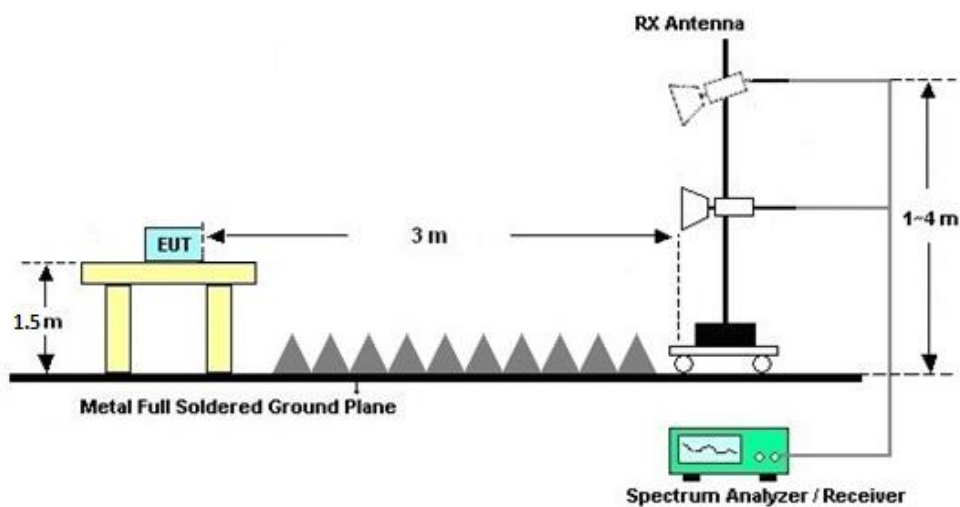
For radiated emissions below 30MHz



For radiated emissions from 30MHz to 1GHz



For radiated emissions above 1GHz





3.4.5 Test Results of Radiated Spurious Emissions (9 kHz ~ 30 MHz)

The low frequency, which started from 9 kHz to 30MHz, was pre-scanned and the result which was 20dB lower than the limit line was not reported.

There is a comparison data of both open-field test site and semi-Anechoic chamber, and the result came out very similar.

3.4.6 Test Result of Radiated Spurious at Band Edges

Please refer to Appendix C&D.

3.4.7 Duty Cycle

Please refer to Appendix E.

3.4.8 Test Result of Radiated Spurious Emissions (30MHz ~ 10th Harmonic or 40GHz, whichever is lower)

Please refer to Appendix C&D.



3.5 AC Conducted Emission Measurement

3.5.1 Limit of AC Conducted Emission

For equipment that is designed to be connected to the public utility (AC) power line, the radio frequency voltage that is conducted back onto the AC power line on any frequency or frequencies within the band 150 kHz to 30 MHz shall not exceed the limits in the following table.

Frequency of emission (MHz)	Conducted limit (dBµV)	
	Quasi-peak	Average
0.15-0.5	66 to 56*	56 to 46*
0.5-5	56	46
5-30	60	50

*Decreases with the logarithm of the frequency.

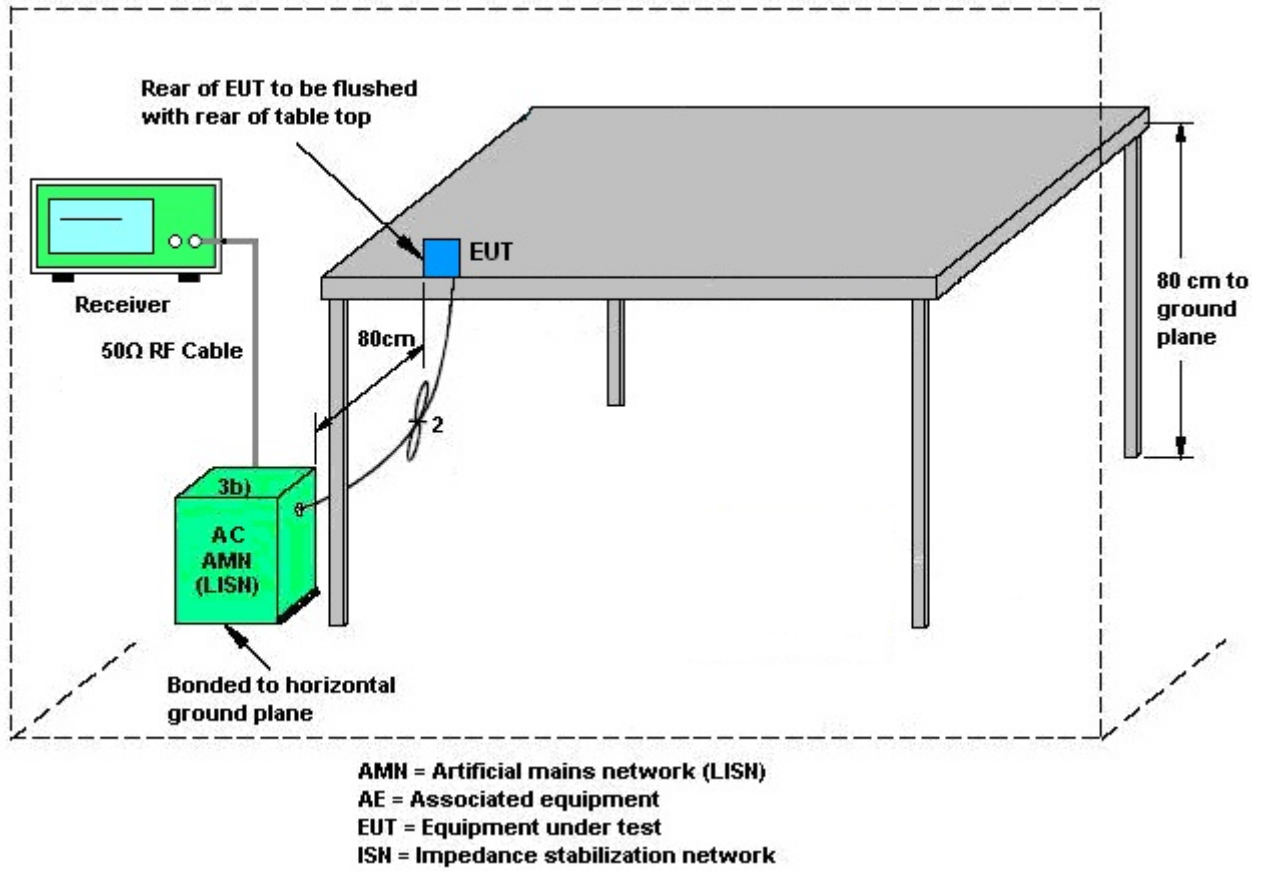
3.5.2 Measuring Instruments

The measuring equipment is listed in the section 4 of this test report.

3.5.3 Test Procedures

1. The EUT was placed 0.4 meter from the conducting wall of the shielding room was kept at least 80 centimeters from any other grounded conducting surface.
2. Connect EUT to the power mains through a line impedance stabilization network (LISN).
3. All the support units are connecting to the other LISN.
4. The LISN provides 50 ohm coupling impedance for the measuring instrument.
5. The FCC states that a 50 ohm, 50 microhenry LISN should be used.
6. Both sides of AC line were checked for maximum conducted interference.
7. The frequency range from 150 kHz to 30 MHz was searched.
8. Set the test-receiver system to Peak Detect Function and specified bandwidth with Maximum Hold Mode.

3.5.4 Test Setup



3.5.5 Test Result of AC Conducted Emission

Please refer to Appendix B.

3.6 Automatically Discontinue Transmission

3.6.1 Limit of Automatically Discontinue Transmission

The device shall automatically discontinue transmission in case of either absence of information to transmit or operational failure. These provisions are not intended to preclude the transmission of control or signaling information or the use of repetitive codes used by certain digital technologies to complete frame or burst intervals. Applicants shall include in their application for equipment authorization to describe how this requirement is met.

3.6.2 Measuring Instruments

The measuring equipment is listed in the section 4 of this test report.

3.6.3 Test Result of Automatically Discontinue Transmission

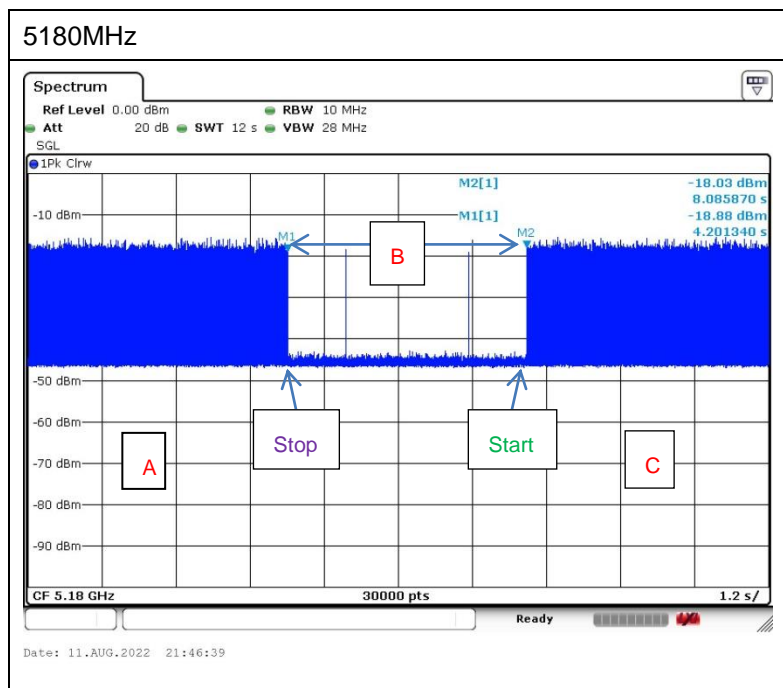
EUT is verified this characteristic during the function check of normal sample associated with an access point:

- A. Information start: make EUT supply information to the access point.
- B. Information stop: stop supplying information to the access point.

While the EUT is not transmitting any information, the EUT can automatically discontinue transmission and become standby mode for power saving.

- C. Information start: make EUT supply information to the access point again.

The EUT can detect the controlling signal of ACK message transmitting from remote device and verify whether it shall resend or discontinue transmission.



Note : The control / signalling information during the period B is precluded.



3.7 Antenna Requirements

3.7.1 Standard Applicable

If transmitting antenna directional gain is greater than 6 dBi, both the peak transmit power and the peak power spectral density shall be reduced by the amount in dB that the directional gain of the antenna exceeds 6 dBi.

3.7.2 Antenna Anti-Replacement Construction

An embedded-in antenna design is used.

3.7.3 Antenna Gain

The antenna peak gain of EUT is less than 6 dBi. Therefore, it is not necessary to reduce maximum peak output power limit.



4 List of Measuring Equipment

Instrument	Manufacturer	Model No.	Serial No.	Characteristics	Calibration Date	Test Date	Due Date	Remark
Spectrum Analyzer	R&S	FSV40	101078	10Hz~40GHz	Apr. 07, 2022	May 28, 2022~ Aug. 04, 2022	Apr. 06, 2023	Conducted (TH01-SZ)
Pulse Power Sensor	Anritsu	MA2411B	1339473	30MHz~40GHz	Dec. 28, 2021	May 28, 2022~ Aug. 04, 2022	Dec. 27, 2022	Conducted (TH01-SZ)
Power Meter	Anritsu	ML2495A	1542004	50MHz Bandwidth	Dec. 28, 2021	May 28, 2022~ Aug. 04, 2022	Dec. 27, 2022	Conducted (TH01-SZ)
EMI Test Receiver	R&S	ESR7	101404	9kHz~7GHz	Oct. 22, 2021	May 26, 2022~ Jul. 01, 2022	Oct. 21, 2022	Radiation (03CH02-SZ)
EXA Spectrum Analyzer	KEYSIGHT	N9010A	MY551502 13	10Hz~44GHz	Jul. 13, 2021	May 26, 2022~ Jul. 01, 2022	Jul. 12, 2022	Radiation (03CH02-SZ)
Loop Antenna	R&S	HFH2-Z2	100354	9kHz~30MHz	Jun. 22, 2020	May 26, 2022~ Jul. 01, 2022	Jun. 21, 2022	Radiation (03CH02-SZ)
Bilog Antenna	TeseQ	CBL6112D	35407	30MHz~2GHz	Jul. 15, 2021	May 26, 2022~ Jul. 01, 2022	Jul. 14, 2022	Radiation (03CH02-SZ)
Double Ridge Horn Antenna	ETS-Lindgren	3117	00119436	1GHz~18GHz	Jul. 25, 2021	May 26, 2022~ Jul. 01, 2022	Jul. 24, 2022	Radiation (03CH02-SZ)
SHF-EHF Horn	com-power	AH-840	101071	18Ghz~40GHz	Apr. 10 2022	May 26, 2022~ Jul. 01, 2022	Apr. 09, 2023	Radiation (03CH02-SZ)
LF Amplifier	Burgeon	BPA-530	102211	0.01~3000Mhz	Oct. 22, 2021	May 26, 2022~ Jul. 01, 2022	Oct. 21, 2022	Radiation (03CH02-SZ)
HF Amplifier	MITEQ	AMF-7D-0010 1800-30-10P-R	1943528	1GHz~18GHz	Oct. 22, 2021	May 26, 2022~ Jul. 01, 2022	Oct. 21, 2022	Radiation (03CH02-SZ)
HF Amplifier	KEYSIGHT	83017A	MY532701 05	0.5GHz~26.5Ghz	Oct. 22, 2021	May 26, 2022~ Jul. 01, 2022	Oct. 21, 2022	Radiation (03CH02-SZ)
HF Amplifier	MITEQ	TTA1840-35-HG	1871923	18GHz~40GHz	Jul. 13, 2021	May 26, 2022~ Jul. 01, 2022	Jul. 12, 2022	Radiation (03CH02-SZ)
AC Power Source	Chroma	61601	616010002 470	N/A	NCR	May 26, 2022~ Jul. 01, 2022	NCR	Radiation (03CH02-SZ)
Turn Table	Chaintek	T-200	N/A	0~360 degree	NCR	May 26, 2022~ Jul. 01, 2022	NCR	Radiation (03CH02-SZ)
Antenna Mast	Chaintek	MBS-400	N/A	1 m~4 m	NCR	May 26, 2022~ Jul. 01, 2022	NCR	Radiation (03CH02-SZ)
EMI Receiver	R&S	ESR7	102297	9kHz~7GHz;	Jul 14, 2021	Jun. 03, 2022	Jul 13, 2022	Conduction (CO02-SZ)
AC LISN	R&S	ENV216	101499	9kHz~30MHz	Jul 14, 2021	Jun. 03, 2022	Jul 13, 2022	Conduction (CO02-SZ)
AC Power Source	CHROMA	61601	616010002 470	100Vac~250Vac	NCR	Jun. 03, 2022	NCR	Conduction (CO02-SZ)
Spectrum Analyzer	Rohde & Schwarz	FSV 7	101473	10Hz~7GHz	Dec. 28, 2021	Aug. 11, 2022	Dec. 27, 2022	Conducted (DFS01-SZ)

NCR: No Calibration Required



5 Uncertainty of Evaluation

The measurement uncertainties shown below were calculated in accordance with the requirements of ANSI 63.10-2013. All the measurement uncertainty value were shown with a coverage K=2 to indicate 95% level of confidence. The measurement data show herein meets or exceeds the CISPR measurement uncertainty values specified in CISPR 16-4-2 and can be compared directly to specified limit to determine compliance.

Uncertainty of Conducted Measurement

Test Item	Uncertainty
Conducted Power	±1.34 dB
Conducted Emissions	±1.34 dB
Occupied Channel Bandwidth	±0.13 %
Conducted Power Spectral Density	±1.32 dB

Uncertainty of Conducted Emission Measurement (150kHz ~ 30MHz)

Measuring Uncertainty for a Level of Confidence of 95% (U = 2Uc(y))	2.2dB
---	-------

Uncertainty of Radiated Emission Measurement (30 MHz ~ 1000 MHz)

Measuring Uncertainty for a Level of Confidence of 95% (U = 2Uc(y))	5.0dB
---	-------

Uncertainty of Radiated Emission Measurement (1000 MHz ~ 18000 MHz)

Measuring Uncertainty for a Level of Confidence of 95% (U = 2Uc(y))	5.1dB
---	-------

Uncertainty of Radiated Emission Measurement (18000 MHz ~ 40000 MHz)

Measuring Uncertainty for a Level of Confidence of 95% (U = 2Uc(y))	5.1dB
---	-------

----- THE END -----



Appendix A. Conducted Test Results

Appendix A. Test Result of Conducted Test Items

Test Engineer:	Ma Jie	Temperature:	21~25	°C
Test Date:	2022/5/28~2022/8/4	Relative Humidity:	51~54	%

TEST RESULTS DATA
26dB and 99% OBW

U-NII-1													
Mod.	Data Rate	NTX	CH.	Freq. (MHz)	99% Bandwidth (MHz)		26 dB Bandwidth (MHz)		IC 99% Bandwidth Power Limit (dBm)		IC 99% Bandwidth EIRP Limit (dBm)		Note
					Ant 1	Ant 2	Ant 1	Ant 2	Ant 1	Ant 2	Ant 1	Ant 2	
11a	6Mbps	1	36	5180	16.63	16.68	20.10	20.15	-	-	22.21	22.22	
11a	6Mbps	1	44	5220	16.78	16.73	20.20	20.05	-	-	22.25	22.24	
11a	6Mbps	1	48	5240	16.73	16.73	20.15	20.15	-	-	22.24	22.24	
HT20	MCS0	1	36	5180	17.73	17.73	20.40	20.35	-	-	22.49	22.49	
HT20	MCS0	1	44	5220	17.78	17.73	20.40	20.50	-	-	22.50	22.49	
HT20	MCS0	1	48	5240	17.73	17.83	21.00	20.50	-	-	22.49	22.51	
HT40	MCS0	1	38	5190	36.46	36.46	40.50	40.95	-	-	23.01	23.01	
HT40	MCS0	1	46	5230	36.46	36.46	40.86	40.95	-	-	23.01	23.01	
VHT80	MCS0	1	42	5210	75.04	75.04	81.12	81.12	-	-	23.01	23.01	

TEST RESULTS DATA
Average Power Table

U-NII-1														
Mod.	Data Rate	N _{TX}	CH.	Freq. (MHz)	Duty Factor (dB)		Average Conducted Power (dBm)			FCC Conducted Power Limit (dBm)		DG (dBi)		Pass/Fail
					Ant 1	Ant 2	Ant 1	Ant 2	SUM	Ant 1	Ant 2	Ant 1	Ant 2	
11a	6Mbps	1	36	5180	0.16	0.14	14.05	13.98		24.00	24.00	-0.06	0.83	Pass
11a	6Mbps	1	44	5220	0.16	0.14	14.01	13.91		24.00	24.00	-0.06	0.83	Pass
11a	6Mbps	1	48	5240	0.16	0.14	14.02	14.18		24.00	24.00	-0.06	0.83	Pass
HT20	MCS0	1	36	5180	0.14	0.15	13.92	13.89		24.00	24.00	-0.06	0.83	Pass
HT20	MCS0	1	44	5220	0.14	0.15	13.86	13.67		24.00	24.00	-0.06	0.83	Pass
HT20	MCS0	1	48	5240	0.14	0.15	13.97	13.98		24.00	24.00	-0.06	0.83	Pass
HT40	MCS0	1	38	5190	0.30	0.29	12.88	12.92		24.00	24.00	-0.06	0.83	Pass
HT40	MCS0	1	46	5230	0.30	0.29	13.18	12.96		24.00	24.00	-0.06	0.83	Pass
VHT20	MCS0	1	36	5180	0.14	0.15	13.83	13.80		24.00	24.00	-0.06	0.83	Pass
VHT20	MCS0	1	44	5220	0.14	0.15	13.79	13.62		24.00	24.00	-0.06	0.83	Pass
VHT20	MCS0	1	48	5240	0.14	0.15	13.92	13.91		24.00	24.00	-0.06	0.83	Pass
VHT40	MCS0	1	38	5190	0.29	0.28	12.80	12.80		24.00	24.00	-0.06	0.83	Pass
VHT40	MCS0	1	46	5230	0.29	0.28	13.09	12.82		24.00	24.00	-0.06	0.83	Pass
VHT80	MCS0	1	42	5210	0.57	0.56	11.91	11.91		24.00	24.00	-0.06	0.83	Pass

TEST RESULTS DATA
Power Spectral Density

U-NII-1														
Mod.	Data Rate	NTX	CH.	Freq. (MHz)	Duty Factor (dB)		Average Power Density (dBm/MHz)			Average PSD Limit (dBm/MHz)		DG (dBi)		Pass /Fail
					Ant 1	Ant 2	Ant 1	Ant 2	SUM	Ant 1	Ant 2	Ant 1	Ant 2	
11a	6Mbps	1	36	5180	0.16	0.14	3.36	3.78		11.00	11.00	-0.06	0.83	Pass
11a	6Mbps	1	44	5220	0.16	0.14	3.58	3.91		11.00	11.00	-0.06	0.83	Pass
11a	6Mbps	1	48	5240	0.16	0.14	3.75	3.86		11.00	11.00	-0.06	0.83	Pass
HT20	MCS0	1	36	5180	0.14	0.15	3.01	3.41		11.00	11.00	-0.06	0.83	Pass
HT20	MCS0	1	44	5220	0.14	0.15	3.43	3.51		11.00	11.00	-0.06	0.83	Pass
HT20	MCS0	1	48	5240	0.14	0.15	3.42	3.62		11.00	11.00	-0.06	0.83	Pass
HT40	MCS0	1	38	5190	0.30	0.29	-0.43	-0.23		11.00	11.00	-0.06	0.83	Pass
HT40	MCS0	1	46	5230	0.30	0.29	-0.44	-0.22		11.00	11.00	-0.06	0.83	Pass
VHT80	MCS0	1	42	5210	0.57	0.56	-4.47	-4.44		11.00	11.00	-0.06	0.83	Pass

TEST RESULTS DATA
26dB and 99% OBW

U-NII-2A															
Mod.	Data Rate	NTX	CH.	Freq. (MHz)	99% Bandwidth (MHz)		26 dB Bandwidth (MHz)		IC 99% Bandwidth Power Limit (dBm)		IC 99% Bandwidth EIRP Limit (dBm)		FCC 26dB Bandwidth Power Limit (dBm)		Note
					Ant 1	Ant 2	Ant 1	Ant 2	Ant 1	Ant 2	Ant 1	Ant 2	Ant 1	Ant 2	
11a	6Mbps	1	52	5260	16.78	16.73	20.10	20.10	23.25	23.24	29.25	29.24	23.98	23.98	
11a	6Mbps	1	60	5300	16.68	16.68	20.15	20.30	23.22	23.22	29.22	29.22	23.98	23.98	
11a	6Mbps	1	64	5320	16.73	16.68	20.30	20.10	23.24	23.22	29.24	29.22	23.98	23.98	
HT20	MCS0	1	52	5260	17.73	17.78	20.60	20.75	23.49	23.50	29.49	29.50	23.98	23.98	
HT20	MCS0	1	60	5300	17.73	17.73	20.65	20.45	23.49	23.49	29.49	29.49	23.98	23.98	
HT20	MCS0	1	64	5320	17.73	17.73	20.35	20.45	23.49	23.49	29.49	29.49	23.98	23.98	
HT40	MCS0	1	54	5270	36.36	36.26	41.13	40.68	23.98	23.98	30.00	30.00	23.98	23.98	
HT40	MCS0	1	62	5310	36.46	36.56	40.77	40.50	23.98	23.98	30.00	30.00	23.98	23.98	
VHT80	MCS0	1	58	5290	75.04	75.04	81.44	80.96	23.98	23.98	30.00	30.00	23.98	23.98	

TEST RESULTS DATA
Average Power Table

U-NII-2A															
Mod.	Data Rate	N _{TX}	CH.	Freq. (MHz)	Duty Factor (dB)		Average Conducted Power (dBm)			FCC Conducted Power Limit (dBm)		DG (dBi)		EIRP Power Limit (dBm)	Pass/Fail
					Ant 1	Ant 2	Ant 1	Ant 2	SUM	Ant 1	Ant 2	Ant 1	Ant 2		
11a	6Mbps	1	52	5260	0.16	0.14	14.24	14.21		23.98	23.98	1.44	2.09	26.99	Pass
11a	6Mbps	1	60	5300	0.16	0.14	14.14	14.14		23.98	23.98	1.44	2.09	26.99	Pass
11a	6Mbps	1	64	5320	0.16	0.14	14.31	14.25		23.98	23.98	1.44	2.09	26.99	Pass
HT20	MCS0	1	52	5260	0.14	0.15	13.90	14.01		23.98	23.98	1.44	2.09	26.99	Pass
HT20	MCS0	1	60	5300	0.14	0.15	14.03	14.10		23.98	23.98	1.44	2.09	26.99	Pass
HT20	MCS0	1	64	5320	0.14	0.15	14.03	14.09		23.98	23.98	1.44	2.09	26.99	Pass
HT40	MCS0	1	54	5270	0.30	0.29	13.21	13.15		23.98	23.98	1.44	2.09	26.99	Pass
HT40	MCS0	1	62	5310	0.30	0.29	13.24	13.19		23.98	23.98	1.44	2.09	26.99	Pass
VHT20	MCS0	1	52	5260	0.14	0.15	13.85	13.87		23.98	23.98	1.44	2.09	26.99	Pass
VHT20	MCS0	1	60	5300	0.14	0.15	13.96	13.99		23.98	23.98	1.44	2.09	26.99	Pass
VHT20	MCS0	1	64	5320	0.14	0.15	13.94	14.00		23.98	23.98	1.44	2.09	26.99	Pass
VHT40	MCS0	1	54	5270	0.29	0.28	13.11	13.01		23.98	23.98	1.44	2.09	26.99	Pass
VHT40	MCS0	1	62	5310	0.29	0.28	13.14	13.07		23.98	23.98	1.44	2.09	26.99	Pass
VHT80	MCS0	1	58	5290	0.57	0.56	12.12	12.12		23.98	23.98	1.44	2.09	26.99	Pass

TEST RESULTS DATA
Power Spectral Density

U-NII-2A														
Mod.	Data Rate	N _{TX}	CH.	Freq. (MHz)	Duty Factor (dB)		Average Power Density (dBm/MHz)			Average PSD Limit (dBm/MHz)		DG (dBi)		Pass /Fail
					Ant 1	Ant 2	Ant 1	Ant 2	SUM	Ant 1	Ant 2	Ant 1	Ant 2	
11a	6Mbps	1	52	5260	0.16	0.14	3.67	3.99		11.00	11.00	1.44	2.09	Pass
11a	6Mbps	1	60	5300	0.16	0.14	3.83	4.13		11.00	11.00	1.44	2.09	Pass
11a	6Mbps	1	64	5320	0.16	0.14	3.78	4.03		11.00	11.00	1.44	2.09	Pass
HT20	MCS0	1	52	5260	0.14	0.15	3.33	3.59		11.00	11.00	1.44	2.09	Pass
HT20	MCS0	1	60	5300	0.14	0.15	3.49	3.74		11.00	11.00	1.44	2.09	Pass
HT20	MCS0	1	64	5320	0.14	0.15	3.47	3.71		11.00	11.00	1.44	2.09	Pass
HT40	MCS0	1	54	5270	0.30	0.29	-0.41	-0.13		11.00	11.00	1.44	2.09	Pass
HT40	MCS0	1	62	5310	0.30	0.29	-0.16	0.10		11.00	11.00	1.44	2.09	Pass
VHT80	MCS0	1	58	5290	0.57	0.56	-4.39	-4.35		11.00	11.00	1.44	2.09	Pass

TEST RESULTS DATA
26dB and 99% OBW

U-NII-2C															
Mod.	Data Rate	NTX	CH.	Freq. (MHz)	99% Bandwidth (MHz)		26 dB Bandwidth (MHz)		IC 99% Bandwidth Power Limit (dBm)		IC 99% Bandwidth EIRP Limit (dBm)		FCC 26dB Bandwidth Power Limit (dBm)		Note
					Ant 1	Ant 2	Ant 1	Ant 2	Ant 1	Ant 2	Ant 1	Ant 2	Ant 1	Ant 2	
11a	6Mbps	1	100	5500	16.73	16.73	20.20	20.30	23.24	23.24	29.24	29.24	23.98	23.98	
11a	6Mbps	1	116	5580	16.78	16.73	20.20	20.10	23.25	23.24	29.25	29.24	23.98	23.98	
11a	6Mbps	1	140	5700	16.73	16.73	20.10	20.25	23.24	23.24	29.24	29.24	23.98	23.98	
11a	6Mbps	1	144	5720	16.68	16.73	20.35	20.15	23.22	23.24	29.22	29.24	23.98	23.98	
HT20	MCS0	1	100	5500	17.73	17.78	20.55	20.45	23.49	23.50	29.49	29.50	23.98	23.98	
HT20	MCS0	1	116	5580	17.78	17.73	20.50	20.60	23.50	23.49	29.50	29.49	23.98	23.98	
HT20	MCS0	1	140	5700	17.78	17.73	20.50	20.50	23.50	23.49	29.50	29.49	23.98	23.98	
HT20	MCS0	1	144	5720	17.78	17.78	20.45	20.55	23.50	23.50	29.50	29.50	23.98	23.98	
HT40	MCS0	1	102	5510	36.26	36.36	40.77	41.04	23.98	23.98	30.00	30.00	23.98	23.98	
HT40	MCS0	1	110	5550	36.46	36.36	40.86	40.77	23.98	23.98	30.00	30.00	23.98	23.98	
HT40	MCS0	1	134	5670	36.56	36.36	40.77	40.77	23.98	23.98	30.00	30.00	23.98	23.98	
HT40	MCS0	1	142	5710	36.36	36.36	41.31	40.95	23.98	23.98	30.00	30.00	23.98	23.98	
VHT80	MCS0	1	106	5530	75.04	75.04	81.44	81.44	23.98	23.98	30.00	30.00	23.98	23.98	
VHT80	MCS0	1	122	5610	75.04	75.04	80.96	80.96	23.98	23.98	30.00	30.00	23.98	23.98	
VHT80	MCS0	1	138	5690	75.04	75.04	81.12	80.80	23.98	23.98	30.00	30.00	23.98	23.98	

TEST RESULTS DATA
Average Power Table

U-NII-2C															
Mod.	Data Rate	N _{TX}	CH.	Freq. (MHz)	Duty Factor (dB)		Average Conducted Power (dBm)			FCC Conducted Power Limit (dBm)		DG (dBi)		EIRP Power Limit (dBm)	Pass/Fail
					Ant 1	Ant 2	Ant 1	Ant 2	SUM	Ant 1	Ant 2	Ant 1	Ant 2		
11a	6Mbps	1	100	5500	0.16	0.14	14.21	14.09		23.98	23.98	1.62	2.88	26.99	Pass
11a	6Mbps	1	116	5580	0.16	0.14	14.12	14.17		23.98	23.98	1.62	2.88	26.99	Pass
11a	6Mbps	1	140	5700	0.16	0.14	14.11	13.98		23.98	23.98	1.62	2.88	26.99	Pass
11a	6Mbps	1	144	5720	0.16	0.14	14.04	13.91		23.98	23.98	1.62	2.88	26.99	Pass
HT20	MCS0	1	100	5500	0.14	0.15	13.92	14.03		23.98	23.98	1.62	2.88	26.99	Pass
HT20	MCS0	1	116	5580	0.14	0.15	13.98	14.01		23.98	23.98	1.62	2.88	26.99	Pass
HT20	MCS0	1	140	5700	0.14	0.15	13.95	13.91		23.98	23.98	1.62	2.88	26.99	Pass
HT20	MCS0	1	144	5720	0.14	0.15	13.89	13.88		23.98	23.98	1.62	2.88	26.99	Pass
HT40	MCS0	1	102	5510	0.30	0.29	13.10	13.13		23.98	23.98	1.62	2.88	26.99	Pass
HT40	MCS0	1	110	5550	0.30	0.29	13.18	13.16		23.98	23.98	1.62	2.88	26.99	Pass
HT40	MCS0	1	134	5670	0.30	0.29	12.95	12.98		23.98	23.98	1.62	2.88	26.99	Pass
HT40	MCS0	1	142	5710	0.30	0.29	13.08	13.04		23.98	23.98	1.62	2.88	26.99	Pass
VHT20	MCS0	1	100	5500	0.14	0.15	13.85	13.95		23.98	23.98	1.62	2.88	26.99	Pass
VHT20	MCS0	1	116	5580	0.14	0.15	13.90	13.96		23.98	23.98	1.62	2.88	26.99	Pass
VHT20	MCS0	1	140	5700	0.14	0.15	13.87	13.84		23.98	23.98	1.62	2.88	26.99	Pass
VHT20	MCS0	1	144	5720	0.14	0.15	13.84	13.80		23.98	23.98	1.62	2.88	26.99	Pass
VHT40	MCS0	1	102	5510	0.29	0.28	13.01	13.04		23.98	23.98	1.62	2.88	26.99	Pass
VHT40	MCS0	1	110	5550	0.29	0.28	13.02	13.00		23.98	23.98	1.62	2.88	26.99	Pass
VHT40	MCS0	1	134	5670	0.29	0.28	12.83	12.87		23.98	23.98	1.62	2.88	26.99	Pass
VHT40	MCS0	1	142	5710	0.29	0.28	12.96	12.96		23.98	23.98	1.62	2.88	26.99	Pass
VHT80	MCS0	1	106	5530	0.57	0.56	11.88	12.05		23.98	23.98	1.62	2.88	26.99	Pass
VHT80	MCS0	1	122	5610	0.57	0.56	11.88	12.08		23.98	23.98	1.62	2.88	26.99	Pass
VHT80	MCS0	1	138	5690	0.57	0.56	11.90	11.81		23.98	23.98	1.62	2.88	26.99	Pass

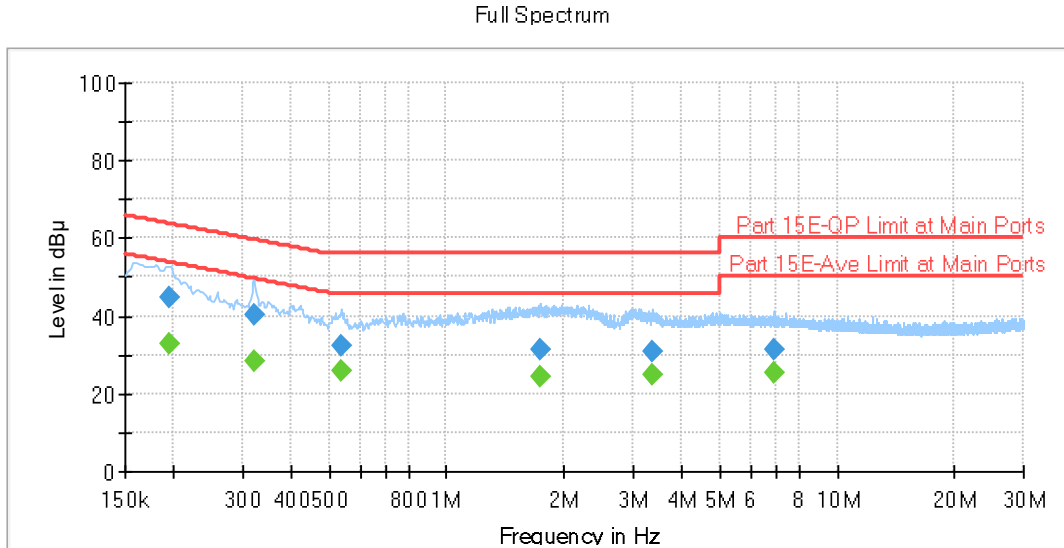
TEST RESULTS DATA
Power Spectral Density

U-NII-2C														
Mod.	Data Rate	N _{TX}	CH.	Freq. (MHz)	Duty Factor (dB)		Average Power Density (dBm/MHz)			Average PSD Limit (dBm/MHz)		DG (dBi)		Pass /Fail
					Ant 1	Ant 2	Ant 1	Ant 2	SUM	Ant 1	Ant 2	Ant 1	Ant 2	
11a	6Mbps	1	100	5500	0.16	0.14	3.59	3.76		11.00	11.00	1.62	2.88	Pass
11a	6Mbps	1	116	5580	0.16	0.14	3.90	3.92		11.00	11.00	1.62	2.88	Pass
11a	6Mbps	1	140	5700	0.16	0.14	3.72	3.74		11.00	11.00	1.62	2.88	Pass
11a	6Mbps	1	144	5720	0.16	0.14	3.68	3.75		11.00	11.00	1.62	2.88	Pass
HT20	MCS0	1	100	5500	0.14	0.15	3.54	3.44		11.00	11.00	1.62	2.88	Pass
HT20	MCS0	1	116	5580	0.14	0.15	3.51	3.59		11.00	11.00	1.62	2.88	Pass
HT20	MCS0	1	140	5700	0.14	0.15	3.38	3.39		11.00	11.00	1.62	2.88	Pass
HT20	MCS0	1	144	5720	0.14	0.15	3.51	3.68		11.00	11.00	1.62	2.88	Pass
HT40	MCS0	1	102	5510	0.30	0.29	-0.21	-0.25		11.00	11.00	1.62	2.88	Pass
HT40	MCS0	1	110	5550	0.30	0.29	-0.32	0.12		11.00	11.00	1.62	2.88	Pass
HT40	MCS0	1	134	5670	0.30	0.29	-0.54	-0.42		11.00	11.00	1.62	2.88	Pass
HT40	MCS0	1	142	5710	0.30	0.29	-0.25	-0.22		11.00	11.00	1.62	2.88	Pass
VHT80	MCS0	1	106	5530	0.57	0.56	-4.41	-4.38		11.00	11.00	1.62	2.88	Pass
VHT80	MCS0	1	122	5610	0.57	0.56	-4.38	-4.44		11.00	11.00	1.62	2.88	Pass
VHT80	MCS0	1	138	5690	0.57	0.56	-4.79	-4.63		11.00	11.00	1.62	2.88	Pass



Appendix B. AC Conducted Emission Test Results

Test Engineer :	ZhangTao	Temperature :	22~25°C
		Relative Humidity :	50~55%
Test Voltage :	120Vac / 60Hz	Phase :	Line
Remark :	All emissions not reported here are more than 10 dB below the prescribed limit.		

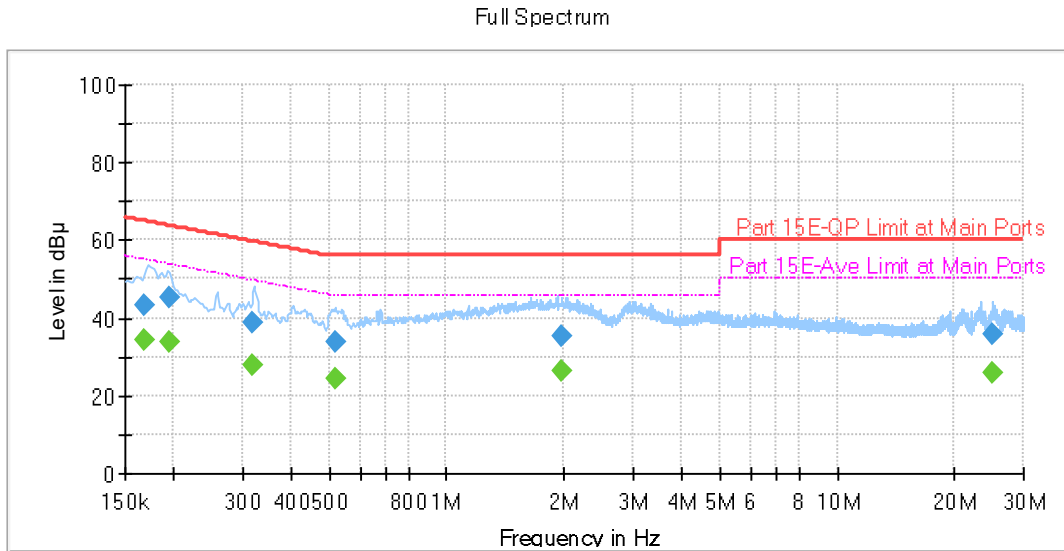


Final Result

Frequency (MHz)	QuasiPeak (dBµV)	Average (dBµV)	Limit (dBµV)	Margin (dB)	Line	Filter	Corr. (dB)
0.195630	44.82	---	63.79	18.98	L1	OFF	19.7
0.195630	---	32.81	53.79	20.99	L1	OFF	19.7
0.321630	40.26	---	59.67	19.40	L1	OFF	19.7
0.321630	---	28.51	49.67	21.15	L1	OFF	19.7
0.534570	32.22	---	56.00	23.78	L1	OFF	19.7
0.534570	---	25.88	46.00	20.12	L1	OFF	19.7
1.740750	31.45	---	56.00	24.55	L1	OFF	19.8
1.740750	---	24.30	46.00	21.70	L1	OFF	19.8
3.367500	31.06	---	56.00	24.94	L1	OFF	19.8
3.367500	---	25.03	46.00	20.97	L1	OFF	19.8
6.873000	31.53	---	60.00	28.47	L1	OFF	19.9
6.873000	---	25.44	50.00	24.56	L1	OFF	19.9



Test Engineer :	ZhangTao	Temperature :	22~25°C
		Relative Humidity :	50~55%
Test Voltage :	120Vac / 60Hz	Phase :	Neutral
Remark :	All emissions not reported here are more than 10 dB below the prescribed limit.		



Final_Result

Frequency (MHz)	QuasiPeak (dBµV)	Average (dBµV)	Limit (dBµV)	Margin (dB)	Line	Filter	Corr. (dB)
0.168000	43.52	---	65.06	21.54	N	OFF	19.7
0.168000	---	34.33	55.06	20.73	N	OFF	19.7
0.195720	45.08	---	63.79	18.71	N	OFF	19.7
0.195720	---	33.86	53.79	19.93	N	OFF	19.7
0.318750	38.88	---	59.74	20.86	N	OFF	19.7
0.318750	---	27.64	49.74	22.10	N	OFF	19.7
0.516750	33.91	---	56.00	22.09	N	OFF	19.7
0.516750	---	24.21	46.00	21.79	N	OFF	19.7
1.969980	35.09	---	56.00	20.91	N	OFF	19.8
1.969980	---	26.28	46.00	19.72	N	OFF	19.8
24.893250	35.89	---	60.00	24.11	N	OFF	20.4
24.893250	---	26.01	50.00	23.99	N	OFF	20.4



Appendix C. Radiated Spurious Emission

<Ant.1>

UNII-1 - 5150~5250MHz

WIFI 802.11a (Band Edge @ 3m)

WIFI	Note	Frequency	Level	Margin	Limit	Read	Antenna	Path	Preamp	Ant	Table	Peak	Pol.
Ant.					Line	Level	Factor	Loss	Factor	Pos	Pos	Avg.	
1		(MHz)	(dBμV/m)	(dB)	(dBμV/m)	(dBμV)	(dB/m)	(dB)	(dB)	(cm)	(deg)	(P/A)	(H/V)
802.11a CH 36 5180MHz		5043.68	52.47	-21.53	74	39.31	33.8	9.99	30.63	100	193	P	H
		5149.76	43.78	-10.22	54	30.37	34	10.06	30.65	100	193	A	H
	*	5180	103.28	-	-	89.88	34	10.09	30.69	100	193	P	H
		5180	95.08	-	-	81.68	34	10.09	30.69	100	193	A	H
		5134.94	52.86	-21.14	74	39.43	33.97	10.06	30.6	154	177	P	V
		5148.2	43.31	-10.69	54	29.9	34	10.06	30.65	154	177	A	V
	*	5180	101.59	-	-	88.19	34	10.09	30.69	154	177	P	V
		5180	94.64	-	-	81.24	34	10.09	30.69	154	177	A	V
802.11a CH 44 5220MHz		5083.72	53.17	-20.83	74	39.87	33.87	10.02	30.59	108	193	P	H
		5140.4	43.03	-10.97	54	29.57	34	10.06	30.6	108	193	A	H
	*	5220	102.95	-	-	89.52	34.03	10.13	30.73	108	193	P	H
		5220	95.67	-	-	82.24	34.03	10.13	30.73	108	193	A	H
		5351.28	51.79	-22.21	74	37.81	34.2	10.3	30.52	108	193	P	H
		5456.4	41.47	-12.53	54	27.45	34.2	10.38	30.56	108	193	A	H
		5122.98	52.79	-21.21	74	39.36	33.97	10.06	30.6	196	178	P	V
		5093.08	42.55	-11.45	54	29.19	33.9	10.02	30.56	196	178	A	V
	*	5220	101.45	-	-	88.02	34.03	10.13	30.73	196	178	P	V
		5220	94.67	-	-	81.24	34.03	10.13	30.73	196	178	A	V
		5415.84	51.64	-22.36	74	37.63	34.2	10.34	30.53	196	178	P	V
		5460	41.45	-12.55	54	27.43	34.2	10.38	30.56	196	178	A	V



802.11a CH 48 5240MHz		5145.86	53.24	-20.76	74	39.83	34	10.06	30.65	109	190	P	H
		5140.66	42.52	-11.48	54	29.06	34	10.06	30.6	109	190	A	H
	*	5240	102.66	-	-	89.09	34.07	10.17	30.67	109	190	P	H
		5240	95.7	-	-	82.13	34.07	10.17	30.67	109	190	A	H
		5396.64	50.74	-23.26	74	36.73	34.2	10.34	30.53	109	190	P	H
		5459.28	41.4	-12.6	54	27.38	34.2	10.38	30.56	109	190	A	H
		5123.76	52.53	-21.47	74	39.1	33.97	10.06	30.6	184	177	P	V
		5067.6	42.54	-11.46	54	29.31	33.83	9.99	30.59	184	177	A	V
	*	5240	102.12	-	-	88.55	34.07	10.17	30.67	184	177	P	V
		5240	94.77	-	-	81.2	34.07	10.17	30.67	184	177	A	V
		5445.36	52.14	-21.86	74	38.11	34.2	10.38	30.55	184	177	P	V
		5460	41.4	-12.6	54	27.38	34.2	10.38	30.56	184	177	A	V
Remark	1. No other spurious found. 2. All results are PASS against Peak and Average limit line.												



UNII-1 5150~5250MHz
WIFI 802.11a (Harmonic @ 3m)

WIFI Ant. 1	Note	Frequency (MHz)	Level (dBμV/m)	Margin (dB)	Limit Line (dBμV/m)	Read Level (dBμV)	Antenna Factor (dB/m)	Path Loss (dB)	Preamp Factor (dB)	Ant Pos (cm)	Table Pos (deg)	Peak Avg. (P/A)	Pol. (H/V)
802.11a CH 36 5180MHz		10360	45.35	-22.95	68.3	56.92	37.22	11.56	60.35	-	-	P	H
		15540	49.52	-24.48	74	53.22	40.13	14.74	58.57	-	-	P	H
		10360	46.32	-21.98	68.3	57.89	37.22	11.56	60.35	-	-	P	V
		15540	50.05	-23.95	74	53.75	40.13	14.74	58.57	-	-	P	V
802.11a CH 44 5220MHz		10440	46.15	-22.15	68.3	57.65	37.26	11.61	60.37	-	-	P	H
		15660	50.55	-23.45	74	54.36	40.22	14.78	58.81	-	-	P	H
		10440	49.49	-18.81	68.3	60.99	37.26	11.61	60.37	-	-	P	V
		15660	50.02	-23.98	74	53.83	40.22	14.78	58.81	-	-	P	V
802.11a CH 48 5240MHz		10480	50.65	-17.65	68.3	62.14	37.29	11.61	60.39	-	-	P	H
		15720	49.65	-24.35	74	53.58	40.28	14.74	58.95	-	-	P	H
		10480	52.56	-15.74	68.3	64.05	37.29	11.61	60.39	-	-	P	V
		15720	51.12	-22.88	74	55.05	40.28	14.74	58.95	-	-	P	V
Remark	1. No other spurious found. 2. All results are PASS against Peak and Average limit line.												



UNII-1 5150~5250MHz
WIFI 802.11n HT20 (Band Edge @ 3m)

Table with 14 columns: WIFI Ant. 1, Note, Frequency (MHz), Level (dBµV/m), Margin (dB), Limit Line (dBµV/m), Read Level (dBµV), Antenna Factor (dB/m), Path Loss (dB), Preamp Factor (dB), Ant Pos (cm), Table Pos (deg), Peak Avg. (P/A), Pol. (H/V). Rows include data for 802.11n HT20 CH 36 (5180MHz) and 802.11n HT20 CH 44 (5220MHz).



802.11n HT20 CH 48 5240MHz		5069.16	53.07	-20.93	74	39.84	33.83	9.99	30.59	108	173	P	H
		5133.38	42.48	-11.52	54	29.05	33.97	10.06	30.6	108	173	A	H
	*	5240	102.24	-	-	88.67	34.07	10.17	30.67	108	173	P	H
		5240	94.76	-	-	81.19	34.07	10.17	30.67	108	173	A	H
		5380.8	50.87	-23.13	74	36.9	34.2	10.3	30.53	108	173	P	H
		5460	41.38	-12.62	54	27.36	34.2	10.38	30.56	108	173	A	H
		5066.3	52.59	-21.41	74	39.4	33.83	9.99	30.63	203	174	P	V
		5108.42	42.5	-11.5	54	29.11	33.93	10.02	30.56	203	174	A	V
	*	5240	101.44	-	-	87.87	34.07	10.17	30.67	203	174	P	V
		5240	93.68	-	-	80.11	34.07	10.17	30.67	203	174	A	V
		5393.04	51.01	-22.99	74	37	34.2	10.34	30.53	203	174	P	V
		5460	41.41	-12.59	54	27.39	34.2	10.38	30.56	203	174	A	V
Remark	<ol style="list-style-type: none"> No other spurious found. All results are PASS against Peak and Average limit line. 												



UNII-1 5150~5250MHz
WIFI 802.11n HT20 (Harmonic @ 3m)

WIFI Ant. 1	Note	Frequency (MHz)	Level (dBμV/m)	Margin (dB)	Limit Line (dBμV/m)	Read Level (dBμV)	Antenna Factor (dB/m)	Path Loss (dB)	Preamp Factor (dB)	Ant Pos (cm)	Table Pos (deg)	Peak Avg. (P/A)	Pol. (H/V)
802.11n HT20 CH 36		10360	45.34	-22.96	68.3	56.91	37.22	11.56	60.35	-	-	P	H
		15540	50.54	-23.46	74	54.24	40.13	14.74	58.57	-	-	P	H
5180MHz		10360	49.21	-19.09	68.3	60.78	37.22	11.56	60.35	-	-	P	V
		15540	51.58	-22.42	74	55.28	40.13	14.74	58.57	-	-	P	V
802.11n HT20 CH 44		10440	45.44	-22.86	68.3	56.94	37.26	11.61	60.37	-	-	P	H
		15660	50.76	-23.24	74	54.57	40.22	14.78	58.81	-	-	P	H
		10440	49.67	-18.63	68.3	61.17	37.26	11.61	60.37	-	-	P	V
		15660	50.59	-23.41	74	54.4	40.22	14.78	58.81	-	-	P	V
802.11n HT20 CH 48		10480	46.61	-21.69	68.3	58.1	37.29	11.61	60.39	-	-	P	H
		15720	51.45	-22.55	74	55.38	40.28	14.74	58.95	-	-	P	H
		10480	47.15	-21.15	68.3	58.64	37.29	11.61	60.39	-	-	P	V
		15720	50.57	-23.43	74	54.5	40.28	14.74	58.95	-	-	P	V
Remark	1. No other spurious found. 2. All results are PASS against Peak and Average limit line.												



**UNII-1 5150~5250MHz
WIFI 802.11n HT40 (Band Edge @ 3m)**

WIFI Ant. 1	Note	Frequency (MHz)	Level (dBμV/m)	Margin (dB)	Limit Line (dBμV/m)	Read Level (dBμV)	Antenna Factor (dB/m)	Path Loss (dB)	Preamp Factor (dB)	Ant Pos (cm)	Table Pos (deg)	Peak Avg. (P/A)	Pol. (H/V)
802.11n HT40 CH 38 5190MHz		5083.98	52.88	-21.12	74	39.58	33.87	10.02	30.59	100	178	P	H
		5149.76	43.54	-10.46	54	30.13	34	10.06	30.65	100	178	A	H
	*	5190	98.21	-	-	84.81	34	10.09	30.69	100	178	P	H
		5190	90.64	-	-	77.24	34	10.09	30.69	100	178	A	H
		5355	49.81	-24.19	74	35.83	34.2	10.3	30.52	100	178	P	H
		5459.72	41.51	-12.49	54	27.49	34.2	10.38	30.56	100	178	A	H
		5148.46	53.02	-20.98	74	39.61	34	10.06	30.65	219	190	P	V
		5150	43.42	-10.58	54	30.01	34	10.06	30.65	219	190	A	V
	*	5190	97.84	-	-	84.44	34	10.09	30.69	219	190	P	V
		5190	89.97	-	-	76.57	34	10.09	30.69	219	190	A	V
		5411	50.78	-23.22	74	36.77	34.2	10.34	30.53	219	190	P	V
		5460	41.5	-12.5	54	27.48	34.2	10.38	30.56	219	190	A	V
802.11n HT40 CH 46 5230MHz		5126.62	53.07	-20.93	74	39.64	33.97	10.06	30.6	114	172	P	H
		5138.58	42.7	-11.3	54	29.27	33.97	10.06	30.6	114	172	A	H
	*	5230	99.16	-	-	85.63	34.07	10.13	30.67	114	172	P	H
		5230	91.78	-	-	78.25	34.07	10.13	30.67	114	172	A	H
		5433.36	52.78	-21.22	74	38.75	34.2	10.38	30.55	114	172	P	H
		5459.28	41.39	-12.61	54	27.37	34.2	10.38	30.56	114	172	A	H
		5061.1	53.09	-20.91	74	39.9	33.83	9.99	30.63	198	192	P	V
		5135.98	42.59	-11.41	54	29.16	33.97	10.06	30.6	198	192	A	V
	*	5230	98.55	-	-	85.02	34.07	10.13	30.67	198	192	P	V
		5230	91.84	-	-	78.31	34.07	10.13	30.67	198	192	A	V
	5379.84	51.29	-22.71	74	37.32	34.2	10.3	30.53	198	192	P	V	
	5459.28	41.42	-12.58	54	27.4	34.2	10.38	30.56	198	192	A	V	
Remark	1. No other spurious found. 2. All results are PASS against Peak and Average limit line.												



**UNII-1 5150~5250MHz
WIFI 802.11n HT40 (Harmonic @ 3m)**

WIFI Ant. 1	Note	Frequency (MHz)	Level (dBμV/m)	Margin (dB)	Limit Line (dBμV/m)	Read Level (dBμV)	Antenna Factor (dB/m)	Path Loss (dB)	Preamp Factor (dB)	Ant Pos (cm)	Table Pos (deg)	Peak Avg. (P/A)	Pol. (H/V)
802.11n		10380	46.78	-21.52	68.3	58.31	37.23	11.59	60.35	-	-	P	H
HT40		15570	50.79	-23.21	74	54.48	40.16	14.79	58.64	-	-	P	H
CH 38		10380	45.44	-22.86	68.3	56.97	37.23	11.59	60.35	-	-	P	V
5190MHz		15570	50.78	-23.22	74	54.47	40.16	14.79	58.64	-	-	P	V
802.11n		10460	45.49	-22.81	68.3	56.99	37.27	11.61	60.38	-	-	P	H
HT40		15690	50.23	-23.77	74	54.12	40.25	14.74	58.88	-	-	P	H
CH 46		10460	45.54	-22.76	68.3	57.04	37.27	11.61	60.38	-	-	P	V
5230MHz		15690	50.15	-23.85	74	54.04	40.25	14.74	58.88	-	-	P	V
Remark	1. No other spurious found. 2. All results are PASS against Peak and Average limit line.												



UNII-1 5150~5250MHz
WIFI 802.11ac VHT80 (Band Edge @ 3m)

Table with 14 columns: WIFI Ant. 1, Note, Frequency (MHz), Level (dBµV/m), Margin (dB), Limit Line (dBµV/m), Read Level (dBµV), Antenna Factor (dB/m), Path Loss (dB), Preamp Factor (dB), Ant Pos (cm), Table Pos (deg), Peak Avg. (P/A), Pol. (H/V). Rows include test results for 802.11ac VHT80 CH 42 5210MHz and a Remark section.



UNII-1 5150~5250MHz
WIFI 802.11ac VHT80 (Harmonic @ 3m)

Table with 14 columns: WIFI Ant. 1, Note, Frequency (MHz), Level (dBµV/m), Margin (dB), Limit Line (dBµV/m), Read Level (dBµV), Antenna Factor (dB/m), Path Loss (dB), Preamp Factor (dB), Ant Pos (cm), Table Pos (deg), Peak Avg. (P/A), Pol. (H/V). Rows include data for 802.11ac VHT80 CH 42 at 10420 and 15630 MHz.

Remark

- 1. No other spurious found.
2. All results are PASS against Peak and Average limit line.



UNII-2A - 5250~5350MHz

WIFI 802.11a (Band Edge @ 3m)

WIFI Ant. 1	Note	Frequency (MHz)	Level (dBμV/m)	Margin (dB)	Limit Line (dBμV/m)	Read Level (dBμV)	Antenna Factor (dB/m)	Path Loss (dB)	Preamp Factor (dB)	Ant Pos (cm)	Table Pos (deg)	Peak Avg. (P/A)	Pol. (H/V)
802.11a CH 52 5260MHz		5143.26	50.73	-23.27	74	37.99	34	9.34	30.6	130	186	P	H
		5088.66	41.7	-12.3	54	29.14	33.9	9.25	30.59	130	186	A	H
	*	5260	102.88	-	-	89.71	34.13	9.66	30.62	130	186	P	H
		5260	94.4	-	-	81.23	34.13	9.66	30.62	130	186	A	H
		5401.92	51.05	-22.95	74	37.56	34.2	9.82	30.53	130	186	P	H
		5460	41.02	-12.98	54	27.48	34.2	9.9	30.56	130	186	A	H
		5079.56	51.62	-22.38	74	39.12	33.87	9.22	30.59	210	192	P	V
		5133.38	41.69	-12.31	54	29.01	33.97	9.31	30.6	210	192	A	V
	*	5260	99.03	-	-	85.86	34.13	9.66	30.62	210	192	P	V
		5260	91.82	-	-	78.65	34.13	9.66	30.62	210	192	A	V
		5457.12	49.88	-24.12	74	36.34	34.2	9.9	30.56	210	192	P	V
		5460	41	-13	54	27.46	34.2	9.9	30.56	210	192	A	V
802.11a CH 60 5300MHz		5047.6	51.16	-22.84	74	38.83	33.8	9.16	30.63	115	172	P	H
		5132.3	41.89	-12.11	54	29.21	33.97	9.31	30.6	115	172	A	H
	*	5300	102.54	-	-	89.08	34.2	9.77	30.51	115	172	P	H
		5300	95.8	-	-	82.34	34.2	9.77	30.51	115	172	A	H
		5444.88	51.5	-22.5	74	37.98	34.2	9.87	30.55	115	172	P	H
		5351.52	41.41	-12.59	54	27.93	34.2	9.8	30.52	115	172	A	H
		5142.45	51.65	-22.35	74	38.91	34	9.34	30.6	211	186	P	V
		5096.25	42.03	-11.97	54	29.44	33.9	9.25	30.56	211	186	A	V
	*	5300	99.4	-	-	85.94	34.2	9.77	30.51	211	186	P	V
		5300	91.8	-	-	78.34	34.2	9.77	30.51	211	186	A	V
		5399.28	50.29	-23.71	74	36.8	34.2	9.82	30.53	211	186	P	V
		5354.88	41.48	-12.52	54	28	34.2	9.8	30.52	211	186	A	V



802.11a CH 64 5320MHz	*	5320	100.41	-	-	86.46	34.2	10.26	30.51	146	188	P	H
		5320	93.25	-	-	79.3	34.2	10.26	30.51	146	188	A	H
		5389.92	52.54	-21.46	74	38.53	34.2	10.34	30.53	146	188	P	H
		5350.56	42.37	-11.63	54	28.39	34.2	10.3	30.52	146	188	A	H
	*	5320	101.54	-	-	87.59	34.2	10.26	30.51	150	162	P	V
		5320	94.61	-	-	80.66	34.2	10.26	30.51	150	162	A	V
		5403.68	52.85	-21.15	74	38.84	34.2	10.34	30.53	150	162	P	V
		5350.56	42.6	-11.4	54	28.62	34.2	10.3	30.52	150	162	A	V
Remark	<ol style="list-style-type: none"> No other spurious found. All results are PASS against Peak and Average limit line. 												



UNII-2A 5250~5350MHz

WIFI 802.11a (Harmonic @ 3m)

WIFI Ant. 1	Note	Frequency (MHz)	Level (dBμV/m)	Margin (dB)	Limit Line (dBμV/m)	Read Level (dBμV)	Antenna Factor (dB/m)	Path Loss (dB)	Preamp Factor (dB)	Ant Pos (cm)	Table Pos (deg)	Peak Avg. (P/A)	Pol. (H/V)
802.11a CH 52 5260MHz		10520	47.09	-21.21	68.3	58.44	37.32	11.65	60.32	-	-	P	H
		15780	49.98	-24.02	74	53.93	40.32	14.78	59.05	-	-	P	H
		10520	48.73	-19.57	68.3	60.08	37.32	11.65	60.32	-	-	P	V
		15780	52.41	-21.59	74	56.36	40.32	14.78	59.05	100	248	P	V
		15780	45.68	-8.32	54	49.63	40.32	14.78	59.05	100	248	A	V
802.11a CH 60 5300MHz		10600	52.71	-21.29	74	63.37	37.42	11.86	59.94	100	160	P	H
		10600	42.79	-11.21	54	53.45	37.42	11.86	59.94	100	160	A	H
		15900	49.96	-24.04	74	53.97	40.42	14.86	59.29	-	-	P	H
		10600	52.55	-21.45	74	63.21	37.42	11.86	59.94	124	165	P	V
		10600	43.57	-10.43	54	54.23	37.42	11.86	59.94	124	165	A	V
		15900	50.91	-23.09	74	54.92	40.42	14.86	59.29	-	-	P	V
802.11a CH 64 5320MHz		10640	47.54	-26.46	74	58.03	37.47	11.83	59.79	-	-	P	H
		15960	52.29	-21.71	74	56.36	40.47	14.89	59.43	100	25	P	H
		15960	47.13	-6.87	54	51.2	40.47	14.89	59.43	100	25	A	H
		10640	48.72	-25.28	74	59.21	37.47	11.83	59.79	-	-	P	V
		15960	52.71	-21.29	74	56.78	40.47	14.89	59.43	100	215	P	V
		15960	47.29	-6.71	54	51.36	40.47	14.89	59.43	100	215	A	V
Remark	1. No other spurious found. 2. All results are PASS against Peak and Average limit line.												



UNII-2A 5250~5350MHz
WIFI 802.11n HT20 (Band Edge @ 3m)

Table with 14 columns: WIFI, Note, Frequency, Level, Margin, Limit, Read, Antenna, Path, Preamp, Ant, Table, Peak, Pol. It contains two main sections of data for 802.11n HT20 channels at 5260MHz and 5300MHz.



802.11n HT20 CH 64 5320MHz	*	5320	100.5	-	-	86.55	34.2	10.26	30.51	139	186	P	H
		5320	93.18	-	-	79.23	34.2	10.26	30.51	139	186	A	H
		5396.32	51.21	-22.79	74	37.2	34.2	10.34	30.53	139	186	P	H
		5350.4	42.5	-11.5	54	28.52	34.2	10.3	30.52	139	186	A	H
	*	5320	101.2	-	-	87.25	34.2	10.26	30.51	166	183	P	V
		5320	94.05	-	-	80.1	34.2	10.26	30.51	166	183	A	V
		5368.96	52.2	-21.8	74	38.22	34.2	10.3	30.52	166	183	P	V
		5350.08	42.59	-11.41	54	28.61	34.2	10.3	30.52	166	183	A	V
Remark	<ol style="list-style-type: none"> No other spurious found. All results are PASS against Peak and Average limit line. 												



UNII-2A 5250~5350MHz
WIFI 802.11n HT20 (Harmonic @ 3m)

WIFI Ant. 1	Note	Frequency (MHz)	Level (dBμV/m)	Margin (dB)	Limit Line (dBμV/m)	Read Level (dBμV)	Antenna Factor (dB/m)	Path Loss (dB)	Preamp Factor (dB)	Ant Pos (cm)	Table Pos (deg)	Peak Avg. (P/A)	Pol. (H/V)
802.11n HT20 CH 52 5260MHz		10640	48.08	-25.92	74	58.57	37.47	11.83	59.79	-	-	P	H
		15960	51.6	-22.4	74	55.67	40.47	14.89	59.43	100	52	P	H
		15960	46.19	-7.81	54	50.26	40.47	14.89	59.43	100	52	A	H
		10640	47.12	-26.88	74	57.61	37.47	11.83	59.79	-	-	P	V
		15960	52.12	-21.88	74	56.19	40.47	14.89	59.43	100	214	P	V
		15960	46.97	-7.03	54	51.04	40.47	14.89	59.43	100	214	A	V
802.11n HT20 CH 60 5300MHz		10600	51.16	-22.84	74	61.82	37.42	11.86	59.94	100	170	P	H
		10600	42.44	-11.56	54	53.1	37.42	11.86	59.94	100	170	A	H
		15900	51.17	-22.83	74	55.18	40.42	14.86	59.29	-	-	P	H
		10600	52.89	-21.11	74	63.55	37.42	11.86	59.94	163	156	P	V
		10600	44.22	-9.78	54	54.88	37.42	11.86	59.94	163	156	A	V
		15900	49.84	-24.16	74	53.85	40.42	14.86	59.29	-	-	P	V
802.11n HT20 CH 64 5320MHz		10640	48.08	-25.92	74	58.57	37.47	11.83	59.79	-	-	P	H
		15960	51.6	-22.4	74	55.67	40.47	14.89	59.43	100	52	P	H
		15960	46.19	-7.81	54	50.26	40.47	14.89	59.43	100	52	A	H
		10640	47.12	-26.88	74	57.61	37.47	11.83	59.79	-	-	P	V
		15960	52.12	-21.88	74	56.19	40.47	14.89	59.43	100	214	P	V
		15960	46.97	-7.03	54	51.04	40.47	14.89	59.43	100	214	A	V
Remark	1. No other spurious found. 2. All results are PASS against Peak and Average limit line.												



**UNII-2A 5250~5350MHz
WIFI 802.11n HT40 (Band Edge @ 3m)**

WIFI Ant. 1	Note	Frequency (MHz)	Level (dBμV/m)	Margin (dB)	Limit Line (dBμV/m)	Read Level (dBμV)	Antenna Factor (dB/m)	Path Loss (dB)	Preamp Factor (dB)	Ant Pos (cm)	Table Pos (deg)	Peak Avg. (P/A)	Pol. (H/V)
802.11n HT40 CH 54 5270MHz		5060.55	53.24	-20.76	74	40.05	33.83	9.99	30.63	111	171	P	H
		5096.95	42.45	-11.55	54	29.09	33.9	10.02	30.56	111	171	A	H
	*	5270	98.27	-	-	84.59	34.13	10.17	30.62	111	171	P	H
		5270	91.95	-	-	78.27	34.13	10.17	30.62	111	171	A	H
		5457.84	52.35	-21.65	74	38.33	34.2	10.38	30.56	111	171	P	H
		5351.52	41.59	-12.41	54	27.61	34.2	10.3	30.52	111	171	A	H
		5121.1	52.07	-21.93	74	38.68	33.93	10.06	30.6	200	190	P	V
		5116.9	42.86	-11.14	54	29.43	33.93	10.06	30.56	200	190	A	V
	*	5270	96.82	-	-	83.14	34.13	10.17	30.62	200	190	P	V
		5270	89.95	-	-	76.27	34.13	10.17	30.62	200	190	A	V
		5368.8	51.66	-22.34	74	37.68	34.2	10.3	30.52	200	190	P	V
		5350.56	41.65	-12.35	54	27.67	34.2	10.3	30.52	200	190	A	V
802.11n HT40 CH 62 5310MHz		5094.85	52.47	-21.53	74	39.11	33.9	10.02	30.56	129	171	P	H
		5093.1	42.69	-11.31	54	29.33	33.9	10.02	30.56	129	171	A	H
	*	5310	98.71	-	-	84.76	34.2	10.26	30.51	129	171	P	H
		5310	91.21	-	-	77.26	34.2	10.26	30.51	129	171	A	H
		5352.24	52.26	-21.74	74	38.28	34.2	10.3	30.52	129	171	P	H
		5350.32	42.65	-11.35	54	28.67	34.2	10.3	30.52	129	171	A	H
		5122.15	52.12	-21.88	74	38.73	33.93	10.06	30.6	204	186	P	V
		5068.95	42.66	-11.34	54	29.43	33.83	9.99	30.59	204	186	A	V
	*	5310	96.99	-	-	83.04	34.2	10.26	30.51	204	186	P	V
		5310	90.18	-	-	76.23	34.2	10.26	30.51	204	186	A	V
	5437.92	52.43	-21.57	74	38.4	34.2	10.38	30.55	204	186	P	V	
	5350.32	42.78	-11.22	54	28.8	34.2	10.3	30.52	204	186	A	V	
Remark	1. No other spurious found. 2. All results are PASS against Peak and Average limit line.												



**UNII-2A 5250~5350MHz
WIFI 802.11n HT40 (Harmonic @ 3m)**

WIFI Ant. 1	Note	Frequency (MHz)	Level (dBμV/m)	Margin (dB)	Limit Line (dBμV/m)	Read Level (dBμV)	Antenna Factor (dB/m)	Path Loss (dB)	Preamp Factor (dB)	Ant Pos (cm)	Table Pos (deg)	Peak Avg. (P/A)	Pol. (H/V)
802.11n HT40 CH 54		10540	46.89	-21.41	68.3	58.11	37.34	11.69	60.25	-	-	P	H
		15810	50.28	-23.72	74	54.24	40.35	14.81	59.12	-	-	P	H
5270MHz		10540	47.06	-21.24	68.3	58.28	37.34	11.69	60.25	-	-	P	V
		15810	49.37	-24.63	74	53.33	40.35	14.81	59.12	-	-	P	V
802.11n HT40 CH 62		10620	45.89	-28.11	74	56.47	37.44	11.85	59.87	-	-	P	H
		15930	48.6	-25.4	74	52.64	40.44	14.88	59.36	-	-	P	H
		10620	45.95	-28.05	74	56.53	37.44	11.85	59.87	-	-	P	V
		15930	48.06	-25.94	74	52.1	40.44	14.88	59.36	-	-	P	V
Remark	1. No other spurious found. 2. All results are PASS against Peak and Average limit line.												



UNII-2A 5250~5350MHz
WIFI 802.11ac VHT80 (Band Edge @ 3m)

Table with 14 columns: WIFI Ant. 1, Note, Frequency (MHz), Level (dBµV/m), Margin (dB), Limit Line (dBµV/m), Read Level (dBµV), Antenna Factor (dB/m), Path Loss (dB), Preamp Factor (dB), Ant Pos (cm), Table Pos (deg), Peak Avg. (P/A), Pol. (H/V). Rows include test results for 802.11ac VHT80 CH 58 5290MHz and a Remark section.



UNII-2A 5250~5350MHz
WIFI 802.11ac VHT80 (Harmonic @ 3m)

Table with 14 columns: WIFI Ant. 1, Note, Frequency (MHz), Level (dBµV/m), Margin (dB), Limit Line (dBµV/m), Read Level (dBµV), Antenna Factor (dB/m), Path Loss (dB), Preamp Factor (dB), Ant Pos (cm), Table Pos (deg), Peak Avg. (P/A), Pol. (H/V). Rows include 802.11ac VHT80 CH 58 5290MHz and a Remark section.



UNII-2C - 5470~5725MHz

WIFI 802.11a (Band Edge @ 3m)

WIFI Ant. 1	Note	Frequency (MHz)	Level (dBμV/m)	Margin (dB)	Limit Line (dBμV/m)	Read Level (dBμV)	Antenna Factor (dB/m)	Path Loss (dB)	Preamp Factor (dB)	Ant Pos (cm)	Table Pos (deg)	Peak Avg. (P/A)	Pol. (H/V)
802.11a CH 100 5500MHz		5451.28	51.89	-22.11	74	37.87	34.2	10.38	30.56	123	198	P	H
		5460.72	53.33	-14.97	68.3	39.31	34.2	10.38	30.56	123	198	P	H
		5458.48	43.25	-10.75	54	29.23	34.2	10.38	30.56	123	198	A	H
	*	5500	101.38	-	-	87.33	34.2	10.43	30.58	123	198	P	H
		5500	93.01	-	-	78.96	34.2	10.43	30.58	123	198	A	H
		5435.44	52.93	-21.07	74	38.9	34.2	10.38	30.55	146	171	P	V
		5469.68	53.28	-15.02	68.3	39.21	34.2	10.43	30.56	146	171	P	V
		5455.92	43.5	-10.5	54	29.48	34.2	10.38	30.56	146	171	A	V
	*	5500	102.04	-	-	87.99	34.2	10.43	30.58	146	171	P	V
		5500	94.18	-	-	80.13	34.2	10.43	30.58	146	171	A	V
802.11a CH 116 5580MHz		5456.08	50.15	-23.85	74	36.13	34.2	10.38	30.56	125	196	P	H
		5461.84	50.28	-18.02	68.3	36.26	34.2	10.38	30.56	125	196	P	H
		5456.32	42.55	-11.45	54	28.53	34.2	10.38	30.56	125	196	A	H
	*	5580	100.54	-	-	86.14	34.23	10.52	30.35	125	196	P	H
		5580	92.8	-	-	78.4	34.23	10.52	30.35	125	196	A	H
		5740.43	52.14	-16.16	68.3	37.36	34.6	10.62	30.44	125	196	P	H
		5430.4	50.92	-23.08	74	36.89	34.2	10.38	30.55	130	160	P	V
		5463.04	50.57	-17.73	68.3	36.55	34.2	10.38	30.56	130	160	P	V
		5455.12	42.5	-11.5	54	28.48	34.2	10.38	30.56	130	160	A	V
	*	5580	102.48	-	-	88.08	34.23	10.52	30.35	130	160	P	V
	5580	95.43	-	-	81.03	34.23	10.52	30.35	130	160	P	V	
	5748.62	53.72	-14.58	68.3	38.94	34.6	10.62	30.44	130	160	P	V	



802.11a CH 140 5700MHz	*	5700	99.94	-	-	85.36	34.5	10.61	30.53	201	171	P	H
		5700	93.84	-	-	79.26	34.5	10.61	30.53	201	171	A	H
		5743.08	54.34	-13.96	68.3	39.56	34.6	10.62	30.44	201	171	P	H
		5700	102.23	-	-	87.65	34.5	10.61	30.53	200	171	P	V
		5700	96.18	-	-	81.6	34.5	10.61	30.53	200	171	P	V
		5727.88	56.27	-12.03	68.3	41.58	34.57	10.61	30.49	200	171	P	V
Remark	1. No other spurious found. 2. All results are PASS against Peak and Average limit line.												



UNII-2C - 5470~5725MHz

WIFI 802.11a (Harmonic @ 3m)

WIFI Ant. 1	Note	Frequency (MHz)	Level (dBμV/m)	Margin (dB)	Limit Line (dBμV/m)	Read Level (dBμV)	Antenna Factor (dB/m)	Path Loss (dB)	Preamp Factor (dB)	Ant Pos (cm)	Table Pos (deg)	Peak Avg. (P/A)	Pol. (H/V)
802.11a CH 100 5500MHz		11000	47.81	-26.19	74	56.1	37.9	12.01	58.2	-	-	P	H
		16500	50.36	-17.94	68.3	51.02	41.57	15.27	57.5	-	-	P	H
		11000	49.86	-24.14	74	58.15	37.9	12.01	58.2	-	-	P	V
		16500	50.51	-17.79	68.3	51.17	41.57	15.27	57.5	-	-	P	V
802.11a CH 116 5580MHz		11160	54.64	-19.36	74	62.59	38.05	12.1	58.1	193	158	P	H
		11160	45.51	-8.49	54	53.46	38.05	12.1	58.1	193	158	A	H
		16740	52.14	-16.16	68.3	51.73	42.07	15.41	57.07	-	-	P	H
		11160	55.29	-18.71	74	63.24	38.05	12.1	58.1	135	218	P	V
		11160	46.31	-7.69	54	54.26	38.05	12.1	58.1	135	218	A	V
		16740	52.23	-16.07	68.3	51.82	42.07	15.41	57.07	-	-	P	V
802.11a CH 140 5700MHz		11400	48.85	-25.15	74	56.35	38.27	12.19	57.96	-	-	P	H
		17100	50.1	-18.2	68.3	48.89	42.46	15.45	56.7	-	-	P	H
		11400	49.58	-24.42	74	57.08	38.27	12.19	57.96	-	-	P	V
		17100	50.29	-18.01	68.3	49.08	42.46	15.45	56.7	-	-	P	V
Remark	1. No other spurious found. 2. All results are PASS against Peak and Average limit line.												



UNII-2C - 5470~5725MHz
WIFI 802.11n HT20 (Band Edge @ 3m)

WIFI Ant. 1	Note	Frequency (MHz)	Level (dBμV/m)	Margin (dB)	Limit Line (dBμV/m)	Read Level (dBμV)	Antenna Factor (dB/m)	Path Loss (dB)	Preamp Factor (dB)	Ant Pos (cm)	Table Pos (deg)	Peak Avg. (P/A)	Pol. (H/V)
802.11n HT20 CH 100 5500MHz		5455.44	51.37	-22.63	74	37.35	34.2	10.38	30.56	146	184	P	H
		5469.2	51.98	-16.32	68.3	37.91	34.2	10.43	30.56	146	184	P	H
		5460	42.62	-11.38	54	28.6	34.2	10.38	30.56	146	184	A	H
	*	5500	98.99	-	-	84.94	34.2	10.43	30.58	146	184	P	H
		5500	91.41	-	-	77.36	34.2	10.43	30.58	146	184	A	H
		5419.92	52.17	-21.83	74	38.16	34.2	10.34	30.53	152	152	P	V
		5462.48	50.41	-17.89	68.3	36.39	34.2	10.38	30.56	152	152	P	V
		5460	43.05	-10.95	54	29.03	34.2	10.38	30.56	152	152	A	V
	*	5500	102.35	-	-	88.3	34.2	10.43	30.58	152	152	P	V
		5500	93.95	-	-	79.9	34.2	10.43	30.58	152	152	A	V
802.11n HT20 CH 116 5580MHz		5418.4	51.01	-22.99	74	37	34.2	10.34	30.53	133	173	P	H
		5466.64	49.5	-18.8	68.3	35.43	34.2	10.43	30.56	133	173	P	H
		5459.2	41.91	-12.09	54	27.89	34.2	10.38	30.56	133	173	A	H
	*	5580	97.94	-	-	83.54	34.23	10.52	30.35	133	173	P	H
		5580	90.66	-	-	76.26	34.23	10.52	30.35	133	173	A	H
		5754.29	52.09	-16.21	68.3	37.28	34.63	10.62	30.44	133	173	P	H
		5391.28	50.15	-23.85	74	36.14	34.2	10.34	30.53	202	200	P	V
		5464.48	49.95	-18.35	68.3	35.93	34.2	10.38	30.56	202	200	P	V
		5458.48	41.89	-12.11	54	27.87	34.2	10.38	30.56	202	200	A	V
	*	5580	101.44	-	-	87.04	34.23	10.52	30.35	202	200	P	V
	5580	94.67	-	-	80.27	34.23	10.52	30.35	202	200	A	V	
	5745.785	52.25	-16.05	68.3	37.47	34.6	10.62	30.44	202	200	P	V	



802.11n	*	5700	101.07	-	-	86.49	34.5	10.61	30.53	199	153	P	H
		5700	93.84	-	-	79.26	34.5	10.61	30.53	199	153	A	H
HT20		5735.24	53.18	-15.12	68.3	38.41	34.6	10.61	30.44	199	153	P	H
CH 140	*	5700	102.39	-	-	87.81	34.5	10.61	30.53	206	157	P	V
5700MHz		5700	95.06	-	-	80.48	34.5	10.61	30.53	206	157	A	V
		5727.8	57.86	-10.44	68.3	43.17	34.57	10.61	30.49	206	157	P	V
Remark	1. No other spurious found. 2. All results are PASS against Peak and Average limit line.												



UNII-2C - 5470~5725MHz
WIFI 802.11n HT20 (Harmonic @ 3m)

WIFI Ant. 1	Note	Frequency (MHz)	Level (dBμV/m)	Margin (dB)	Limit Line (dBμV/m)	Read Level (dBμV)	Antenna Factor (dB/m)	Path Loss (dB)	Preamp Factor (dB)	Ant Pos (cm)	Table Pos (deg)	Peak Avg. (P/A)	Pol. (H/V)
802.11n HT20 CH 100 5500MHz		11000	52.95	-21.05	74	61.24	37.9	12.01	58.2	201	212	P	H
		11000	41.95	-12.05	54	50.24	37.9	12.01	58.2	201	212	A	H
		16500	50.58	-17.72	68.3	51.24	41.57	15.27	57.5	-	-	P	H
		11000	52.05	-21.95	74	60.34	37.9	12.01	58.2	100	213	P	V
		11000	42.92	-11.08	54	51.21	37.9	12.01	58.2	100	213	A	V
		16500	50.97	-17.33	68.3	51.63	41.57	15.27	57.5	-	-	P	V
802.11n HT20 CH 116 5580MHz		11160	54.39	-19.61	74	62.34	38.05	12.1	58.1	190	204	P	H
		11160	45.11	-8.89	54	53.06	38.05	12.1	58.1	190	204	A	H
		16740	50.63	-17.67	68.3	50.22	42.07	15.41	57.07	-	-	P	H
		11160	54.36	-19.64	74	62.31	38.05	12.1	58.1	100	197	P	V
		11160	44.69	-9.31	54	52.64	38.05	12.1	58.1	100	197	A	V
		16740	50.86	-17.44	68.3	50.45	42.07	15.41	57.07	-	-	P	V
802.11n HT20 CH 140 5700MHz		11400	48.04	-25.96	74	55.54	38.27	12.19	57.96	-	-	P	H
		17100	50.95	-17.35	68.3	49.74	42.46	15.45	56.7	-	-	P	H
		11400	48.67	-25.33	74	56.17	38.27	12.19	57.96	-	-	P	V
		17100	50.22	-18.08	68.3	49.01	42.46	15.45	56.7	-	-	P	V
Remark	1. No other spurious found. 2. All results are PASS against Peak and Average limit line.												



UNII-2C - 5470~5725MHz
WIFI 802.11n HT40 (Band Edge @ 3m)

Table with 14 columns: WIFI Ant. 1, Note, Frequency (MHz), Level (dBµV/m), Margin (dB), Limit Line (dBµV/m), Read Level (dBµV), Antenna Factor (dB/m), Path Loss (dB), Preamp Factor (dB), Ant Pos (cm), Table Pos (deg), Peak Avg. (P/A), Pol. (H/V). Rows include data for 802.11n HT40 CH 102 (5510MHz) and 802.11n HT40 CH 110 (5550MHz).



802.11n HT40 CH 134 5670MHz		5429.45	50.84	-23.16	74	36.81	34.2	10.38	30.55	100	182	P	H
		5462.35	50.25	-18.05	68.3	36.23	34.2	10.38	30.56	100	182	P	H
		5459.9	41.61	-12.39	54	27.59	34.2	10.38	30.56	100	182	A	H
	*	5670	97.96	-	-	83.46	34.4	10.59	30.49	100	182	P	H
		5670	90.72	-	-	76.22	34.4	10.59	30.49	100	182	A	H
		5729.475	53.97	-14.33	68.3	39.28	34.57	10.61	30.49	100	182	P	H
		5427.35	50.68	-23.32	74	36.65	34.2	10.38	30.55	126	159	P	V
		5469.35	49.82	-18.48	68.3	35.75	34.2	10.43	30.56	126	159	P	V
		5459.55	41.47	-12.53	54	27.45	34.2	10.38	30.56	126	159	A	V
	*	5670	98.84	-	-	84.34	34.4	10.59	30.49	126	159	P	V
		5670	90.75	-	-	76.25	34.4	10.59	30.49	126	159	A	V
		5730.175	52.08	-16.22	68.3	37.39	34.57	10.61	30.49	126	159	P	V
Remark	<ol style="list-style-type: none"> No other spurious found. All results are PASS against Peak and Average limit line. 												



UNII-2C - 5470~5725MHz
WIFI 802.11n HT40 (Harmonic @ 3m)

Table with 14 columns: WIFI Ant. 1, Note, Frequency (MHz), Level (dBµV/m), Margin (dB), Limit Line (dBµV/m), Read Level (dBµV), Antenna Factor (dB/m), Path Loss (dB), Preamp Factor (dB), Ant Pos (cm), Table Pos (deg), Peak Avg. (P/A), Pol. (H/V). Rows include test results for channels 102, 110, and 134 at various frequencies.

Remark

- 1. No other spurious found.
2. All results are PASS against Peak and Average limit line.



UNII-2C - 5470~5725MHz
WIFI 802.11ac VHT80 (Band Edge @ 3m)

WIFI Ant. 1	Note	Frequency (MHz)	Level (dBμV/m)	Margin (dB)	Limit Line (dBμV/m)	Read Level (dBμV)	Antenna Factor (dB/m)	Path Loss (dB)	Preamp Factor (dB)	Ant Pos (cm)	Table Pos (deg)	Peak Avg. (P/A)	Pol. (H/V)
802.11ac VHT80 CH 106 5530MHz		5459.92	53.47	-20.53	74	39.45	34.2	10.38	30.56	200	161	P	H
		5478.4	55.12	-13.18	68.3	41.07	34.2	10.43	30.58	200	161	P	H
		5457.76	43.25	-10.75	54	29.23	34.2	10.38	30.56	200	161	A	H
	*	5530	92.54	-	-	78.34	34.2	10.47	30.47	200	161	P	H
		5530	84.87	-	-	70.67	34.2	10.47	30.47	200	161	A	H
		5740.745	53.24	-15.06	68.3	38.46	34.6	10.62	30.44	200	161	P	H
		5457.76	52.56	-21.44	74	38.54	34.2	10.38	30.56	137	170	P	V
		5464.48	53.88	-14.42	68.3	39.86	34.2	10.38	30.56	137	170	P	V
		5458.24	43.86	-10.14	54	29.84	34.2	10.38	30.56	137	170	A	V
	*	5530	93.68	-	-	79.48	34.2	10.47	30.47	137	170	P	V
		5530	85.54	-	-	71.34	34.2	10.47	30.47	137	170	A	V
		5754.92	53.26	-15.04	68.3	38.45	34.63	10.62	30.44	137	170	P	V
802.11ac VHT80 CH 122 5610MHz		5458.96	51.61	-22.39	74	37.59	34.2	10.38	30.56	104	191	P	H
		5466.64	51.9	-16.4	68.3	37.83	34.2	10.43	30.56	104	191	P	H
		5459.68	41.69	-12.31	54	27.67	34.2	10.38	30.56	104	191	A	H
	*	5610	92.1	-	-	77.64	34.3	10.56	30.4	104	191	P	H
		5610	85.08	-	-	70.62	34.3	10.56	30.4	104	191	A	H
		5752.925	53.67	-14.63	68.3	38.86	34.63	10.62	30.44	104	191	P	H
		5442.88	51.56	-22.44	74	37.53	34.2	10.38	30.55	182	154	P	V
		5462.56	51.53	-16.77	68.3	37.51	34.2	10.38	30.56	182	154	P	V
		5458.72	41.6	-12.4	54	27.58	34.2	10.38	30.56	182	154	A	V
	*	5610	93.56	-	-	79.1	34.3	10.56	30.4	182	154	P	V
	5610	86.03	-	-	71.57	34.3	10.56	30.4	182	154	A	V	
	5754.5	52.79	-15.51	68.3	37.98	34.63	10.62	30.44	182	154	P	V	
Remark	1. No other spurious found. 2. All results are PASS against Peak and Average limit line.												



UNII-2C 5470~5725MHz
WIFI 802.11ac VHT80 (Harmonic @ 3m)

Table with 14 columns: WIFI Ant. 1, Note, Frequency (MHz), Level (dBµV/m), Margin (dB), Limit Line (dBµV/m), Read Level (dBµV), Antenna Factor (dB/m), Path Loss (dB), Preamp Factor (dB), Ant Pos (cm), Table Pos (deg), Peak Avg. (P/A), Pol. (H/V). Rows include test results for 802.11ac VHT80 CH 106 and 5610MHz, and a Remark section.



UNII-2C - Straddle Channel
WIFI 802.11a (Band Edge @ 3m)

Table with 14 columns: WIFI, Note, Frequency, Level, Margin, Limit, Read, Antenna, Path, Preamp, Ant, Table, Peak, Pol. It contains 12 rows of test data for 802.11a CH 144 and a Remark section at the bottom.



UNII-2C - Straddle Channel
WIFI 802.11a (Harmonic @ 3m)

Table with 14 columns: WIFI Ant. 1, Note, Frequency (MHz), Level (dBµV/m), Margin (dB), Limit Line (dBµV/m), Read Level (dBµV), Antenna Factor (dB/m), Path Loss (dB), Preamp Factor (dB), Ant Pos (cm), Table Pos (deg), Peak Avg. (P/A), Pol. (H/V). Rows include test data for 802.11a CH 144 and a Remark section.



UNII-2C - Straddle Channel
WIFI 802.11n HT20 (Band Edge @ 3m)

Table with 14 columns: WIFI Ant. 1, Note, Frequency (MHz), Level (dBµV/m), Margin (dB), Limit Line (dBµV/m), Read Level (dBµV), Antenna Factor (dB/m), Path Loss (dB), Preamp Factor (dB), Ant Pos (cm), Table Pos (deg), Peak Avg. (P/A), Pol. (H/V). Rows include frequency measurements for 802.11n HT20 CH 144 5720MHz and a Remark section.



UNII-2C - Straddle Channel
WIFI 802.11n HT20 (Harmonic @ 3m)

Table with 14 columns: WIFI Ant. 1, Note, Frequency (MHz), Level (dBµV/m), Margin (dB), Limit Line (dBµV/m), Read Level (dBµV), Antenna Factor (dB/m), Path Loss (dB), Preamp Factor (dB), Ant Pos (cm), Table Pos (deg), Peak Avg. (P/A), Pol. (H/V). Rows include data for 802.11n HT20 CH 144 5720MHz and a Remark section.



**UNII-2C - Straddle Channel
WIFI 802.11n HT40 (Band Edge @ 3m)**

WIFI Ant. 1	Note	Frequency (MHz)	Level (dBμV/m)	Margin (dB)	Limit Line (dBμV/m)	Read Level (dBμV)	Antenna Factor (dB/m)	Path Loss (dB)	Preamp Factor (dB)	Ant Pos (cm)	Table Pos (deg)	Peak Avg. (P/A)	Pol. (H/V)
802.11n HT40 CH 142 5710MHz		5457.25	52.52	-21.48	74	38.5	34.2	10.38	30.56	140	157	P	H
		5468.8	49.28	-19.02	68.3	35.21	34.2	10.43	30.56	140	157	P	H
		5710	90.49	-	-	75.84	34.53	10.61	30.49	140	157	P	H
		5886.8	52.88	-15.42	68.3	37.79	34.97	10.71	30.59	140	157	P	H
		5458.9	41.39	-12.61	54	27.37	34.2	10.38	30.56	140	157	A	H
		5710	84.48	-	-	69.83	34.53	10.61	30.49	140	157	A	H
		5423.7	52.09	-21.91	74	38.08	34.2	10.34	30.53	134	172	P	V
		5465.5	49.49	-18.81	68.3	35.47	34.2	10.38	30.56	134	172	P	V
		5710	97.24	-	-	82.59	34.53	10.61	30.49	134	172	P	V
		5886.25	53.66	-14.64	68.3	38.57	34.97	10.71	30.59	134	172	P	V
		5458.35	41.49	-12.51	54	27.47	34.2	10.38	30.56	134	172	A	V
	5710	91.45	-	-	76.8	34.53	10.61	30.49	134	172	A	V	
Remark	1. No other spurious found. 2. All results are PASS against Peak and Average limit line.												

**UNII-2C - Straddle Channel
WIFI 802.11n HT40 (Harmonic @ 3m)**

WIFI Ant. 1	Note	Frequency (MHz)	Level (dBμV/m)	Margin (dB)	Limit Line (dBμV/m)	Read Level (dBμV)	Antenna Factor (dB/m)	Path Loss (dB)	Preamp Factor (dB)	Ant Pos (cm)	Table Pos (deg)	Peak Avg. (P/A)	Pol. (H/V)
802.11n HT40 CH 142 5710MHz		11420	48.41	-25.59	74	55.86	38.28	12.22	57.95	-	-	P	H
		17130	50.57	-17.73	68.3	49.38	42.41	15.51	56.73	-	-	P	H
		11420	47.9	-26.1	74	55.35	38.28	12.22	57.95	-	-	P	V
		17130	50.88	-17.42	68.3	49.69	42.41	15.51	56.73	-	-	P	V
Remark	1. No other spurious found. 2. All results are PASS against Peak and Average limit line.												



UNII-2C - Straddle Channel
WIFI 802.11ac VHT80 (Band Edge @ 3m)

WIFI Ant. 1	Note	Frequency (MHz)	Level (dBμV/m)	Margin (dB)	Limit Line (dBμV/m)	Read Level (dBμV)	Antenna Factor (dB/m)	Path Loss (dB)	Preamp Factor (dB)	Ant Pos (cm)	Table Pos (deg)	Peak Avg. (P/A)	Pol. (H/V)
802.11ac VHT80 CH 138 5690MHz		5457.25	50.67	-23.33	74	36.65	34.2	10.38	30.56	110	174	P	H
		5463.3	50.19	-18.11	68.3	36.17	34.2	10.38	30.56	110	174	P	H
		5690	90.82	-	-	76.26	34.5	10.59	30.53	110	174	P	H
		5874.7	52.15	-16.15	68.3	37	34.97	10.71	30.53	110	174	P	H
		5458.9	41.59	-12.41	54	27.57	34.2	10.38	30.56	110	174	A	H
		5690	84.32	-	-	69.76	34.5	10.59	30.53	110	174	A	H
		5351.1	51.1	-22.9	74	37.12	34.2	10.3	30.52	172	167	P	V
		5460.55	51.76	-16.54	68.3	37.74	34.2	10.38	30.56	172	167	P	V
		5690	93.56	-	-	79	34.5	10.59	30.53	172	167	P	V
		5861.5	51.37	-16.93	68.3	36.26	34.93	10.71	30.53	172	167	P	V
	5457.8	41.69	-12.31	54	27.67	34.2	10.38	30.56	172	167	A	V	
	5690	87.11	-	-	72.55	34.5	10.59	30.53	172	167	A	V	
Remark	1. No other spurious found. 2. All results are PASS against Peak and Average limit line.												

UNII-2C - Straddle Channel
WIFI 802.11ac VHT80 (Harmonic @ 3m)

WIFI Ant. 1	Note	Frequency (MHz)	Level (dBμV/m)	Margin (dB)	Limit Line (dBμV/m)	Read Level (dBμV)	Antenna Factor (dB/m)	Path Loss (dB)	Preamp Factor (dB)	Ant Pos (cm)	Table Pos (deg)	Peak Avg. (P/A)	Pol. (H/V)
802.11ac VHT80 CH 138 5690MHz		11380	47.76	-26.24	74	55.25	38.25	12.23	57.97	-	-	P	H
		17070	50.05	-18.25	68.3	48.7	42.51	15.51	56.67	-	-	P	H
		11380	48.23	-25.77	74	55.72	38.25	12.23	57.97	-	-	P	V
		17070	50.7	-17.6	68.3	49.35	42.51	15.51	56.67	-	-	P	V
Remark	1. No other spurious found. 2. All results are PASS against Peak and Average limit line.												



Emission below 1GHz
WIFI 802.11ac VHT80 (LF @ 3m)

WIFI	Note	Frequency	Level	Margin	Limit	Read	Antenna	Path	Preamp	Ant	Table	Peak	Pol.
Ant.					Line	Level	Factor	Loss	Factor	Pos	Pos	Avg.	
1		(MHz)	(dBμV/m)	(dB)	(dBμV/m)	(dBμV)	(dB/m)	(dB)	(dB)	(cm)	(deg)	(P/A)	(H/V)
802.11n HT20 LF		47.46	22.75	-17.25	40	36.85	20.27	0.7	35.07	-	-	P	H
		89.17	24.04	-19.46	43.5	44.2	14.04	0.98	35.18	-	-	P	H
		191.99	28.33	-15.17	43.5	45.24	16.76	1.43	35.1	-	-	P	H
		319.06	26.8	-19.2	46	39.62	20.2	1.88	34.9	-	-	P	H
		822.49	26.51	-19.49	46	29.27	28.39	3.15	34.3	-	-	P	H
		974.78	29.12	-24.88	54	29.85	29.99	3.43	34.15	-	-	P	H
		39.7	29.65	-10.35	40	44.27	19.73	0.65	35	-	-	P	V
		173.56	28.63	-14.87	43.5	43.64	18.74	1.35	35.1	-	-	P	V
		196.84	30.01	-13.49	43.5	47.15	16.51	1.45	35.1	-	-	P	V
		303.54	27.49	-18.51	46	40.74	19.82	1.83	34.9	-	-	P	V
		603.27	27.33	-18.67	46	33.32	25.82	2.69	34.5	-	-	P	V
		741.98	28.46	-17.54	46	32.22	27.7	2.96	34.42	-	-	P	V
Remark	1. Choose the worst mode to test emission below 1GHz. 2. No other spurious found. 3. All results are PASS against limit line.												



<Ant.2>

UNII-1 - 5150~5250MHz

WIFI 802.11a (Band Edge @ 3m)

WIFI	Note	Frequency	Level	Margin	Limit	Read	Antenna	Path	Preamp	Ant	Table	Peak	Pol.
Ant.					Line	Level	Factor	Loss	Factor	Pos	Pos	Avg.	
2		(MHz)	(dBμV/m)	(dB)	(dBμV/m)	(dBμV)	(dB/m)	(dB)	(dB)	(cm)	(deg)	(P/A)	(H/V)
802.11a CH 36 5180MHz		5102.44	53.4	-20.6	74	40.04	33.9	10.02	30.56	120	166	P	H
		5149.5	44	-10	54	30.59	34	10.06	30.65	120	166	A	H
	*	5180	102.81	-	-	89.41	34	10.09	30.69	120	166	P	H
		5180	94.71	-	-	81.31	34	10.09	30.69	120	166	A	H
		5147.42	54.21	-19.79	74	40.8	34	10.06	30.65	134	195	P	V
		5149.76	45.1	-8.9	54	31.69	34	10.06	30.65	134	195	A	V
	*	5180	105.04	-	-	91.64	34	10.09	30.69	134	195	P	V
		5180	98.21	-	-	84.81	34	10.09	30.69	134	195	A	V
802.11a CH 44 5220MHz		5036.92	52.64	-21.36	74	39.52	33.8	9.99	30.67	118	168	P	H
		5136.76	42.98	-11.02	54	29.55	33.97	10.06	30.6	118	168	A	H
	*	5220	103.53	-	-	90.1	34.03	10.13	30.73	118	168	P	H
		5220	95.13	-	-	81.7	34.03	10.13	30.73	118	168	A	H
		5409.6	51.79	-22.21	74	37.78	34.2	10.34	30.53	118	168	P	H
		5450.64	41.54	-12.46	54	27.52	34.2	10.38	30.56	118	168	A	H
		5102.18	53.37	-20.63	74	40.01	33.9	10.02	30.56	126	198	P	V
		5150	43.52	-10.48	54	30.11	34	10.06	30.65	126	198	A	V
	*	5220	105.5	-	-	92.07	34.03	10.13	30.73	126	198	P	V
		5220	97.73	-	-	84.3	34.03	10.13	30.73	126	198	A	V
		5385.84	52.13	-21.87	74	38.16	34.2	10.3	30.53	126	198	P	V
		5350.08	42.12	-11.88	54	28.14	34.2	10.3	30.52	126	198	A	V



802.11a CH 48 5240MHz		5013.52	53.22	-20.78	74	40.17	33.8	9.95	30.7	114	173	P	H
		5135.98	42.65	-11.35	54	29.22	33.97	10.06	30.6	114	173	A	H
	*	5240	102.78	-	-	89.21	34.07	10.17	30.67	114	173	P	H
		5240	95.08	-	-	81.51	34.07	10.17	30.67	114	173	A	H
		5358.24	51.58	-22.42	74	37.6	34.2	10.3	30.52	114	173	P	H
		5352	41.57	-12.43	54	27.59	34.2	10.3	30.52	114	173	A	H
		5129.48	53.43	-20.57	74	40	33.97	10.06	30.6	134	202	P	V
		5148.46	43.13	-10.87	54	29.72	34	10.06	30.65	134	202	A	V
	*	5240	105.91	-	-	92.34	34.07	10.17	30.67	134	202	P	V
		5240	98.26	-	-	84.69	34.07	10.17	30.67	134	202	A	V
		5402.88	51.84	-22.16	74	37.83	34.2	10.34	30.53	134	202	P	V
		5350.08	42.25	-11.75	54	28.27	34.2	10.3	30.52	134	202	A	V
Remark	1. No other spurious found. 2. All results are PASS against Peak and Average limit line.												



UNII-1 5150~5250MHz
WIFI 802.11a (Harmonic @ 3m)

WIFI Ant. 2	Note	Frequency (MHz)	Level (dBμV/m)	Margin (dB)	Limit Line (dBμV/m)	Read Level (dBμV)	Antenna Factor (dB/m)	Path Loss (dB)	Preamp Factor (dB)	Ant Pos (cm)	Table Pos (deg)	Peak Avg. (P/A)	Pol. (H/V)
802.11a CH 36 5180MHz		10360	46.07	-22.23	68.3	57.64	37.22	11.56	60.35	-	-	P	H
		15540	50.06	-23.94	74	53.76	40.13	14.74	58.57	-	-	P	H
		10360	50.03	-18.27	68.3	61.6	37.22	11.56	60.35	-	-	P	V
		15540	49.78	-24.22	74	53.48	40.13	14.74	58.57	-	-	P	V
802.11a CH 44 5220MHz		10440	51.82	-16.48	68.3	63.32	37.26	11.61	60.37	-	-	P	H
		15660	50.42	-23.58	74	54.23	40.22	14.78	58.81	-	-	P	H
		10440	55.46	-12.84	68.3	66.96	37.26	11.61	60.37	-	-	P	V
		15660	50.09	-23.91	74	53.9	40.22	14.78	58.81	-	-	P	V
802.11a CH 48 5240MHz		10480	52.29	-16.01	68.3	63.78	37.29	11.61	60.39	-	-	P	H
		15720	48.78	-25.22	74	52.71	40.28	14.74	58.95	-	-	P	H
		10480	55.01	-13.29	68.3	66.5	37.29	11.61	60.39	-	-	P	V
		15720	49.34	-24.66	74	53.27	40.28	14.74	58.95	-	-	P	V
Remark	1. No other spurious found. 2. All results are PASS against Peak and Average limit line.												



UNII-1 5150~5250MHz
WIFI 802.11n HT20 (Band Edge @ 3m)

WIFI Ant. 2	Note	Frequency (MHz)	Level (dBμV/m)	Margin (dB)	Limit Line (dBμV/m)	Read Level (dBμV)	Antenna Factor (dB/m)	Path Loss (dB)	Preamp Factor (dB)	Ant Pos (cm)	Table Pos (deg)	Peak Avg. (P/A)	Pol. (H/V)
802.11n HT20 CH 36 5180MHz		5147.16	57.14	-16.86	74	43.73	34	10.06	30.65	119	171	P	H
		5150	44.17	-9.83	54	30.76	34	10.06	30.65	119	171	A	H
	*	5180	103.37	-	-	89.97	34	10.09	30.69	119	171	P	H
		5180	96.61	-	-	83.21	34	10.09	30.69	119	171	A	H
		5149.76	57.19	-16.81	74	43.78	34	10.06	30.65	135	202	P	V
		5150	45.29	-8.71	54	31.88	34	10.06	30.65	135	202	A	V
	*	5180	105.16	-	-	91.76	34	10.09	30.69	135	202	P	V
		5180	97.1	-	-	83.7	34	10.09	30.69	135	202	A	V
802.11n HT20 CH 44 5220MHz		5122.98	52.7	-21.3	74	39.27	33.97	10.06	30.6	127	170	P	H
		5135.98	42.82	-11.18	54	29.39	33.97	10.06	30.6	127	170	A	H
	*	5220	102.5	-	-	89.07	34.03	10.13	30.73	127	170	P	H
		5220	93.83	-	-	80.4	34.03	10.13	30.73	127	170	A	H
		5361.84	50.98	-23.02	74	37	34.2	10.3	30.52	127	170	P	H
		5352	41.5	-12.5	54	27.52	34.2	10.3	30.52	127	170	A	H
		5122.46	53.76	-20.24	74	40.37	33.93	10.06	30.6	132	205	P	V
		5146.9	43.23	-10.77	54	29.82	34	10.06	30.65	132	205	A	V
	*	5220	105.74	-	-	92.31	34.03	10.13	30.73	132	205	P	V
		5220	97.23	-	-	83.8	34.03	10.13	30.73	132	205	A	V
		5376.96	53.18	-20.82	74	39.21	34.2	10.3	30.53	132	205	P	V
	5351.04	42.08	-11.92	54	28.1	34.2	10.3	30.52	132	205	A	V	



802.11n HT20 CH 48 5240MHz		5073.06	53.04	-20.96	74	39.77	33.87	9.99	30.59	133	169	P	H
		5131.56	42.58	-11.42	54	29.15	33.97	10.06	30.6	133	169	A	H
	*	5240	102.66	-	-	89.09	34.07	10.17	30.67	133	169	P	H
		5240	93.45	-	-	79.88	34.07	10.17	30.67	133	169	A	H
		5441.76	50.96	-23.04	74	36.93	34.2	10.38	30.55	133	169	P	H
		5459.04	41.54	-12.46	54	27.52	34.2	10.38	30.56	133	169	A	H
		5140.92	54.41	-19.59	74	40.95	34	10.06	30.6	132	205	P	V
		5133.9	42.89	-11.11	54	29.46	33.97	10.06	30.6	132	205	A	V
	*	5240	104.99	-	-	91.42	34.07	10.17	30.67	132	205	P	V
		5240	96.66	-	-	83.09	34.07	10.17	30.67	132	205	A	V
		5351.76	51.65	-22.35	74	37.67	34.2	10.3	30.52	132	205	P	V
		5352	42.31	-11.69	54	28.33	34.2	10.3	30.52	132	205	A	V
Remark	<ol style="list-style-type: none"> No other spurious found. All results are PASS against Peak and Average limit line. 												



UNII-1 5150~5250MHz
WIFI 802.11n HT20 (Harmonic @ 3m)

WIFI Ant. 2	Note	Frequency (MHz)	Level (dBμV/m)	Margin (dB)	Limit Line (dBμV/m)	Read Level (dBμV)	Antenna Factor (dB/m)	Path Loss (dB)	Preamp Factor (dB)	Ant Pos (cm)	Table Pos (deg)	Peak Avg. (P/A)	Pol. (H/V)
802.11n HT20 CH 36		10360	50.34	-17.96	68.3	61.91	37.22	11.56	60.35	-	-	P	H
		15540	49.84	-24.16	74	53.54	40.13	14.74	58.57	-	-	P	H
5180MHz		10360	55.6	-12.7	68.3	67.17	37.22	11.56	60.35	-	-	P	V
		15540	49.68	-24.32	74	53.38	40.13	14.74	58.57	-	-	P	V
802.11n HT20 CH 44		10440	46.39	-21.91	68.3	57.89	37.26	11.61	60.37	-	-	P	H
		15660	50.17	-23.83	74	53.98	40.22	14.78	58.81	-	-	P	H
		10440	54.2	-14.1	68.3	65.7	37.26	11.61	60.37	-	-	P	V
		15660	50.41	-23.59	74	54.22	40.22	14.78	58.81	-	-	P	V
802.11n HT20 CH 48		10480	51.48	-16.82	68.3	62.97	37.29	11.61	60.39	-	-	P	H
		15720	49.13	-24.87	74	53.06	40.28	14.74	58.95	-	-	P	H
		10480	50.72	-17.58	68.3	62.21	37.29	11.61	60.39	-	-	P	V
		15720	48.75	-25.25	74	52.68	40.28	14.74	58.95	-	-	P	V
Remark	1. No other spurious found. 2. All results are PASS against Peak and Average limit line.												



**UNII-1 5150~5250MHz
WIFI 802.11n HT40 (Band Edge @ 3m)**

WIFI Ant. 2	Note	Frequency (MHz)	Level (dBμV/m)	Margin (dB)	Limit Line (dBμV/m)	Read Level (dBμV)	Antenna Factor (dB/m)	Path Loss (dB)	Preamp Factor (dB)	Ant Pos (cm)	Table Pos (deg)	Peak Avg. (P/A)	Pol. (H/V)
802.11n HT40 CH 38 5190MHz		5078.78	54.02	-19.98	74	40.72	33.87	10.02	30.59	106	173	P	H
		5150	43.48	-10.52	54	30.07	34	10.06	30.65	106	173	A	H
	*	5190	99.23	-	-	85.83	34	10.09	30.69	106	173	P	H
		5190	91.04	-	-	77.64	34	10.09	30.69	106	173	A	H
		5428.92	50.9	-23.1	74	36.87	34.2	10.38	30.55	106	173	P	H
		5459.44	41.53	-12.47	54	27.51	34.2	10.38	30.56	106	173	A	H
		5138.84	56.16	-17.84	74	42.73	33.97	10.06	30.6	128	201	P	V
		5149.5	45.11	-8.89	54	31.7	34	10.06	30.65	128	201	A	V
	*	5190	103.06	-	-	89.66	34	10.09	30.69	128	201	P	V
		5190	95.01	-	-	81.61	34	10.09	30.69	128	201	A	V
		5446.28	52.1	-21.9	74	38.07	34.2	10.38	30.55	128	201	P	V
		5350.52	42.22	-11.78	54	28.24	34.2	10.3	30.52	128	201	A	V
802.11n HT40 CH 46 5230MHz		5100.88	52.75	-21.25	74	39.39	33.9	10.02	30.56	106	173	P	H
		5127.66	42.59	-11.41	54	29.16	33.97	10.06	30.6	106	173	A	H
	*	5230	99.5	-	-	85.97	34.07	10.13	30.67	106	173	P	H
		5230	90.94	-	-	77.41	34.07	10.13	30.67	106	173	A	H
		5449.44	51.73	-22.27	74	37.7	34.2	10.38	30.55	106	173	P	H
		5459.28	41.49	-12.51	54	27.47	34.2	10.38	30.56	106	173	A	H
		5072.8	52.93	-21.07	74	39.66	33.87	9.99	30.59	127	197	P	V
		5140.66	43.02	-10.98	54	29.56	34	10.06	30.6	127	197	A	V
	*	5230	102.66	-	-	89.13	34.07	10.13	30.67	127	197	P	V
		5230	95.22	-	-	81.69	34.07	10.13	30.67	127	197	A	V
	5350.56	52.16	-21.84	74	38.18	34.2	10.3	30.52	127	197	P	V	
	5350.8	42.06	-11.94	54	28.08	34.2	10.3	30.52	127	197	A	V	
Remark	1. No other spurious found. 2. All results are PASS against Peak and Average limit line.												



UNII-1 5150~5250MHz
WIFI 802.11n HT40 (Harmonic @ 3m)

WIFI Ant. 2	Note	Frequency (MHz)	Level (dBμV/m)	Margin (dB)	Limit Line (dBμV/m)	Read Level (dBμV)	Antenna Factor (dB/m)	Path Loss (dB)	Preamp Factor (dB)	Ant Pos (cm)	Table Pos (deg)	Peak Avg. (P/A)	Pol. (H/V)
802.11n HT40 CH 38		10380	49.94	-18.36	68.3	61.47	37.23	11.59	60.35	-	-	P	H
		15570	49.95	-24.05	74	53.64	40.16	14.79	58.64	-	-	P	H
5190MHz		10380	49.69	-18.61	68.3	61.22	37.23	11.59	60.35	-	-	P	V
		15570	49.62	-24.38	74	53.31	40.16	14.79	58.64	-	-	P	V
802.11n HT40 CH 46 5230MHz		10460	50.52	-17.78	68.3	62.02	37.27	11.61	60.38	-	-	P	H
		15690	49.84	-24.16	74	53.73	40.25	14.74	58.88	-	-	P	H
		10460	50.05	-18.25	68.3	61.55	37.27	11.61	60.38	-	-	P	V
		15690	50.65	-23.35	74	54.54	40.25	14.74	58.88	-	-	P	V
Remark	1. No other spurious found. 2. All results are PASS against Peak and Average limit line.												



UNII-1 5150~5250MHz
WIFI 802.11ac VHT80 (Band Edge @ 3m)

Table with 14 columns: WIFI Ant. 2, Note, Frequency (MHz), Level (dBµV/m), Margin (dB), Limit Line (dBµV/m), Read Level (dBµV), Antenna Factor (dB/m), Path Loss (dB), Preamp Factor (dB), Ant Pos (cm), Table Pos (deg), Peak Avg. (P/A), Pol. (H/V). Rows include test results for frequencies like 5084.76, 5149.76, 5210, 5414.16, 5459.28, 5139.62, 5150, 5210, 5210, 5400.72, 5351.76.



UNII-1 5150~5250MHz
WIFI 802.11ac VHT80 (Harmonic @ 3m)

WIFI Ant. 2	Note	Frequency (MHz)	Level (dBμV/m)	Margin (dB)	Limit Line (dBμV/m)	Read Level (dBμV)	Antenna Factor (dB/m)	Path Loss (dB)	Preamp Factor (dB)	Ant Pos (cm)	Table Pos (deg)	Peak Avg. (P/A)	Pol. (H/V)
802.11ac		10420	46.29	-22.01	68.3	57.8	37.25	11.61	60.37	-	-	P	H
VHT80		15630	50.42	-23.58	74	54.19	40.21	14.8	58.78	-	-	P	H
CH 42		10420	45.91	-22.39	68.3	57.42	37.25	11.61	60.37	-	-	P	V
5210MHz		15630	49.67	-24.33	74	53.44	40.21	14.8	58.78	-	-	P	V
Remark	1. No other spurious found. 2. All results are PASS against Peak and Average limit line.												



UNII-2A - 5250~5350MHz

WIFI 802.11a (Band Edge @ 3m)

WIFI Ant. 2	Note	Frequency (MHz)	Level (dBμV/m)	Margin (dB)	Limit Line (dBμV/m)	Read Level (dBμV)	Antenna Factor (dB/m)	Path Loss (dB)	Preamp Factor (dB)	Ant Pos (cm)	Table Pos (deg)	Peak Avg. (P/A)	Pol. (H/V)
802.11a CH 52 5260MHz		5043.94	52.01	-21.99	74	38.85	33.8	9.99	30.63	110	172	P	H
		5135.98	42.56	-11.44	54	29.13	33.97	10.06	30.6	110	172	A	H
	*	5260	102.86	-	-	89.18	34.13	10.17	30.62	110	172	P	H
		5260	95.09	-	-	81.41	34.13	10.17	30.62	110	172	A	H
		5381.52	50.42	-23.58	74	36.45	34.2	10.3	30.53	110	172	P	H
		5350.08	41.68	-12.32	54	27.7	34.2	10.3	30.52	110	172	A	H
		5042.9	52.8	-21.2	74	39.64	33.8	9.99	30.63	126	196	P	V
		5138.58	42.79	-11.21	54	29.36	33.97	10.06	30.6	126	196	A	V
	*	5260	105.75	-	-	92.07	34.13	10.17	30.62	126	196	P	V
		5260	98.19	-	-	84.51	34.13	10.17	30.62	126	196	A	V
		5391.12	51.04	-22.96	74	37.03	34.2	10.34	30.53	126	196	P	V
		5350.32	42.56	-11.44	54	28.58	34.2	10.3	30.52	126	196	A	V
802.11a CH 60 5300MHz		5145.95	52.07	-21.93	74	38.66	34	10.06	30.65	111	170	P	H
		5132.65	42.49	-11.51	54	29.06	33.97	10.06	30.6	111	170	A	H
	*	5300	101.91	-	-	88.01	34.2	10.21	30.51	111	170	P	H
		5300	95.22	-	-	81.32	34.2	10.21	30.51	111	170	A	H
		5446.32	50.5	-23.5	74	36.47	34.2	10.38	30.55	111	170	P	H
		5350.08	42.2	-11.8	54	28.22	34.2	10.3	30.52	111	170	A	H
		5076.65	52.06	-21.94	74	38.76	33.87	10.02	30.59	130	197	P	V
		5133	42.64	-11.36	54	29.21	33.97	10.06	30.6	130	197	A	V
	*	5300	105.71	-	-	91.81	34.2	10.21	30.51	130	197	P	V
		5300	97.39	-	-	83.49	34.2	10.21	30.51	130	197	A	V
		5353.44	52.48	-21.52	74	38.5	34.2	10.3	30.52	130	197	P	V
		5350.08	43.49	-10.51	54	29.51	34.2	10.3	30.52	130	197	A	V



802.11a CH 64 5320MHz	*	5320	102.63	-	-	88.68	34.2	10.26	30.51	159	174	P	H
		5320	95.55	-	-	81.6	34.2	10.26	30.51	159	174	A	H
		5355.84	51.36	-22.64	74	37.38	34.2	10.3	30.52	159	174	P	H
		5350.08	42.65	-11.35	54	28.67	34.2	10.3	30.52	159	174	A	H
	*	5320	105.06	-	-	91.11	34.2	10.26	30.51	139	202	P	V
		5320	97.61	-	-	83.66	34.2	10.26	30.51	139	202	A	V
		5351.36	52.76	-21.24	74	38.78	34.2	10.3	30.52	139	202	P	V
		5350.24	44.18	-9.82	54	30.2	34.2	10.3	30.52	139	202	A	V
Remark	<ol style="list-style-type: none"> No other spurious found. All results are PASS against Peak and Average limit line. 												



UNII-2A 5250~5350MHz

WIFI 802.11a (Harmonic @ 3m)

WIFI Ant. 2	Note	Frequency (MHz)	Level (dBμV/m)	Margin (dB)	Limit Line (dBμV/m)	Read Level (dBμV)	Antenna Factor (dB/m)	Path Loss (dB)	Preamp Factor (dB)	Ant Pos (cm)	Table Pos (deg)	Peak Avg. (P/A)	Pol. (H/V)
802.11a CH 52 5260MHz		10520	47.06	-21.24	68.3	58.41	37.32	11.65	60.32	-	-	P	H
		15780	49.9	-24.1	74	53.85	40.32	14.78	59.05	-	-	P	H
		10520	50.83	-17.47	68.3	62.18	37.32	11.65	60.32	-	-	P	V
		15780	51.41	-22.59	74	55.36	40.32	14.78	59.05	100	236	P	V
802.11a CH 60 5300MHz		10600	49.44	-24.56	74	60.1	37.42	11.86	59.94	-	-	P	H
		15900	48.48	-25.52	74	52.49	40.42	14.86	59.29	-	-	P	H
		10600	53.19	-20.81	74	63.85	37.42	11.86	59.94	100	211	P	V
		10600	45.64	-8.36	54	56.3	37.42	11.86	59.94	100	211	A	V
		15900	48.64	-25.36	74	52.65	40.42	14.86	59.29	-	-	P	V
802.11a CH 64 5320MHz		10640	48.17	-25.83	74	58.66	37.47	11.83	59.79	100	147	P	H
		15960	51.56	-22.44	74	55.63	40.47	14.89	59.43	100	152	P	H
		15960	44.43	-9.57	54	48.5	40.47	14.89	59.43	100	152	A	H
		10640	51.9	-22.1	74	62.39	37.47	11.83	59.79	100	214	P	V
		10640	44.47	-9.53	54	54.96	37.47	11.83	59.79	100	214	A	V
			15960	50.23	-23.77	74	54.3	40.47	14.89	59.43	100	188	P
Remark	1. No other spurious found. 2. All results are PASS against Peak and Average limit line.												



**UNII-2A 5250~5350MHz
WIFI 802.11n HT20 (Band Edge @ 3m)**

WIFI	Note	Frequency	Level	Margin	Limit	Read	Antenna	Path	Preamp	Ant	Table	Peak	Pol.
Ant.					Line	Level	Factor	Loss	Factor	Pos	Pos	Avg.	
2		(MHz)	(dBμV/m)	(dB)	(dBμV/m)	(dBμV)	(dB/m)	(dB)	(dB)	(cm)	(deg)	(P/A)	(H/V)
802.11n HT20 CH 52 5260MHz		5114.14	53.03	-20.97	74	39.64	33.93	10.02	30.56	112	168	P	H
		5112.32	42.54	-11.46	54	29.15	33.93	10.02	30.56	112	168	A	H
	*	5260	103.06	-	-	89.38	34.13	10.17	30.62	112	168	P	H
		5260	95.39	-	-	81.71	34.13	10.17	30.62	112	168	A	H
		5436.96	51.45	-22.55	74	37.42	34.2	10.38	30.55	112	168	P	H
		5351.28	41.68	-12.32	54	27.7	34.2	10.3	30.52	112	168	A	H
		5132.6	51.87	-22.13	74	38.44	33.97	10.06	30.6	125	198	P	V
		5135.98	42.74	-11.26	54	29.31	33.97	10.06	30.6	125	198	A	V
	*	5260	104.74	-	-	91.06	34.13	10.17	30.62	125	198	P	V
		5260	96.9	-	-	83.22	34.13	10.17	30.62	125	198	A	V
		5367.6	50.89	-23.11	74	36.91	34.2	10.3	30.52	125	198	P	V
		5350.56	42.69	-11.31	54	28.71	34.2	10.3	30.52	125	198	A	V
802.11n HT20 CH 60 5300MHz		5136.85	51.65	-22.35	74	38.22	33.97	10.06	30.6	113	171	P	H
		5131.25	42.52	-11.48	54	29.09	33.97	10.06	30.6	113	171	A	H
	*	5300	101.97	-	-	88.07	34.2	10.21	30.51	113	171	P	H
		5300	94.53	-	-	80.63	34.2	10.21	30.51	113	171	A	H
		5358.72	51.88	-22.12	74	37.9	34.2	10.3	30.52	113	171	P	H
		5350.56	42.22	-11.78	54	28.24	34.2	10.3	30.52	113	171	A	H
		5080.15	51.98	-22.02	74	38.68	33.87	10.02	30.59	119	200	P	V
		5133.35	42.6	-11.4	54	29.17	33.97	10.06	30.6	119	200	A	V
	*	5300	105.67	-	-	91.77	34.2	10.21	30.51	119	200	P	V
		5300	97.6	-	-	83.7	34.2	10.21	30.51	119	200	A	V
	5448.24	53.06	-20.94	74	39.03	34.2	10.38	30.55	119	200	P	V	
	5350.56	43.76	-10.24	54	29.78	34.2	10.3	30.52	119	200	A	V	



802.11n HT20 CH 64 5320MHz	*	5320	103.21	-	-	89.26	34.2	10.26	30.51	156	173	P	H
		5320	95.21	-	-	81.26	34.2	10.26	30.51	156	173	A	H
		5353.28	52.13	-21.87	74	38.15	34.2	10.3	30.52	156	173	P	H
		5350.4	43.58	-10.42	54	29.6	34.2	10.3	30.52	156	173	A	H
	*	5320	104.31	-	-	90.36	34.2	10.26	30.51	158	214	P	V
		5320	96.91	-	-	82.96	34.2	10.26	30.51	158	214	A	V
		5405.92	52.26	-21.74	74	38.25	34.2	10.34	30.53	158	214	P	V
		5350.08	43.55	-10.45	54	29.57	34.2	10.3	30.52	158	214	A	V
Remark	<ol style="list-style-type: none"> No other spurious found. All results are PASS against Peak and Average limit line. 												



UNII-2A 5250~5350MHz
WIFI 802.11n HT20 (Harmonic @ 3m)

Table with 14 columns: WIFI Ant. 2, Note, Frequency (MHz), Level (dBµV/m), Margin (dB), Limit Line (dBµV/m), Read Level (dBµV), Antenna Factor (dB/m), Path Loss (dB), Preamp Factor (dB), Ant Pos (cm), Table Pos (deg), Peak Avg. (P/A), Pol. (H/V). Rows include test data for 802.11n HT20 CH 52 (5260MHz) and CH 60 (5300MHz), and a Remark section.



UNII-2A 5250~5350MHz
WIFI 802.11n HT40 (Band Edge @ 3m)

WIFI Ant. 2	Note	Frequency (MHz)	Level (dBμV/m)	Margin (dB)	Limit Line (dBμV/m)	Read Level (dBμV)	Antenna Factor (dB/m)	Path Loss (dB)	Preamp Factor (dB)	Ant Pos (cm)	Table Pos (deg)	Peak Avg. (P/A)	Pol. (H/V)
802.11n HT40 CH 54 5270MHz		5046.2	54.2	-19.8	74	41.04	33.8	9.99	30.63	106	172	P	H
		5127.75	42.76	-11.24	54	29.33	33.97	10.06	30.6	106	172	A	H
	*	5270	99.07	-	-	85.39	34.13	10.17	30.62	106	172	P	H
		5270	91.51	-	-	77.83	34.13	10.17	30.62	106	172	A	H
		5383.44	51.84	-22.16	74	37.87	34.2	10.3	30.53	106	172	P	H
		5351.76	41.73	-12.27	54	27.75	34.2	10.3	30.52	106	172	A	H
		5115.85	52.49	-21.51	74	39.06	33.93	10.06	30.56	122	199	P	V
		5137.55	42.9	-11.1	54	29.47	33.97	10.06	30.6	122	199	A	V
	*	5270	102.11	-	-	88.43	34.13	10.17	30.62	122	199	P	V
		5270	95.04	-	-	81.36	34.13	10.17	30.62	122	199	A	V
		5364	52.34	-21.66	74	38.36	34.2	10.3	30.52	122	199	P	V
		5350.08	42.81	-11.19	54	28.83	34.2	10.3	30.52	122	199	A	V
802.11n HT40 CH 62 5310MHz		5105.35	52.58	-21.42	74	39.22	33.9	10.02	30.56	131	174	P	H
		5098	42.59	-11.41	54	29.23	33.9	10.02	30.56	131	174	A	H
	*	5310	99.63	-	-	85.68	34.2	10.26	30.51	131	174	P	H
		5310	90.91	-	-	76.96	34.2	10.26	30.51	131	174	A	H
		5350.08	58.02	-15.98	74	44.04	34.2	10.3	30.52	131	174	P	H
		5350.08	43.46	-10.54	54	29.48	34.2	10.3	30.52	131	174	A	H
		5110.95	52.18	-21.82	74	38.79	33.93	10.02	30.56	111	198	P	V
		5115.5	42.64	-11.36	54	29.21	33.93	10.06	30.56	111	198	A	V
	*	5310	102.56	-	-	88.61	34.2	10.26	30.51	111	198	P	V
		5310	95.23	-	-	81.28	34.2	10.26	30.51	111	198	A	V
	5351.04	58.73	-15.27	74	44.75	34.2	10.3	30.52	111	198	P	V	
	5350.08	45.54	-8.46	54	31.56	34.2	10.3	30.52	111	198	A	V	
Remark	1. No other spurious found. 2. All results are PASS against Peak and Average limit line.												



**UNII-2A 5250~5350MHz
WIFI 802.11n HT40 (Harmonic @ 3m)**

WIFI Ant. 2	Note	Frequency (MHz)	Level (dBμV/m)	Margin (dB)	Limit Line (dBμV/m)	Read Level (dBμV)	Antenna Factor (dB/m)	Path Loss (dB)	Preamp Factor (dB)	Ant Pos (cm)	Table Pos (deg)	Peak Avg. (P/A)	Pol. (H/V)
802.11n HT40 CH 54 5270MHz		10540	46.66	-21.64	68.3	57.88	37.34	11.69	60.25	-	-	P	H
		15810	50.49	-23.51	74	54.45	40.35	14.81	59.12	-	-	P	H
		10540	47.65	-20.65	68.3	58.87	37.34	11.69	60.25	-	-	P	V
		15810	50.52	-23.48	74	54.48	40.35	14.81	59.12	-	-	P	V
802.11n HT40 CH 62 5310MHz		10620	48.02	-25.98	74	58.6	37.44	11.85	59.87	-	-	P	H
		15930	50.71	-23.29	74	54.75	40.44	14.88	59.36	-	-	P	H
		10620	47.5	-26.5	74	58.08	37.44	11.85	59.87	-	-	P	V
		15930	50.22	-23.78	74	54.26	40.44	14.88	59.36	-	-	P	V
Remark	1. No other spurious found. 2. All results are PASS against Peak and Average limit line.												



UNII-2A 5250~5350MHz
WIFI 802.11ac VHT80 (Band Edge @ 3m)

Table with 14 columns: WIFI Ant. 2, Note, Frequency (MHz), Level (dBµV/m), Margin (dB), Limit Line (dBµV/m), Read Level (dBµV), Antenna Factor (dB/m), Path Loss (dB), Preamp Factor (dB), Ant Pos (cm), Table Pos (deg), Peak Avg. (P/A), Pol. (H/V). Rows include test results for 802.11ac VHT80 CH 58 5290MHz and a Remark section.



UNII-2A 5250~5350MHz
WIFI 802.11ac VHT80 (Harmonic @ 3m)

Table with 14 columns: WIFI Ant. 2, Note, Frequency (MHz), Level (dBµV/m), Margin (dB), Limit Line (dBµV/m), Read Level (dBµV), Antenna Factor (dB/m), Path Loss (dB), Preamp Factor (dB), Ant Pos (cm), Table Pos (deg), Peak Avg. (P/A), Pol. (H/V). Rows include 802.11ac, VHT80, CH 58, 5290MHz and a Remark section.



UNII-2C - 5470~5725MHz

WIFI 802.11a (Band Edge @ 3m)

WIFI Ant. 2	Note	Frequency (MHz)	Level (dBμV/m)	Margin (dB)	Limit Line (dBμV/m)	Read Level (dBμV)	Antenna Factor (dB/m)	Path Loss (dB)	Preamp Factor (dB)	Ant Pos (cm)	Table Pos (deg)	Peak Avg. (P/A)	Pol. (H/V)
802.11a CH 100 5500MHz		5449.2	52.03	-21.97	74	38	34.2	10.38	30.55	124	177	P	H
		5469.52	50.95	-17.35	68.3	36.88	34.2	10.43	30.56	124	177	P	H
		5459.76	42.39	-11.61	54	28.37	34.2	10.38	30.56	124	177	A	H
	*	5500	100.6	-	-	86.55	34.2	10.43	30.58	124	177	P	H
		5500	92.5	-	-	78.45	34.2	10.43	30.58	124	177	A	H
		5444.56	52.17	-21.83	74	38.14	34.2	10.38	30.55	161	193	P	V
		5462.96	53.5	-14.8	68.3	39.48	34.2	10.38	30.56	161	193	P	V
		5459.76	44.05	-9.95	54	30.03	34.2	10.38	30.56	161	193	A	V
	*	5500	105.24	-	-	91.19	34.2	10.43	30.58	161	193	P	V
		5500	97.01	-	-	82.96	34.2	10.43	30.58	161	193	A	V
802.11a CH 116 5580MHz		5455.12	51.82	-22.18	74	37.8	34.2	10.38	30.56	109	174	P	H
		5469.52	49.8	-18.5	68.3	35.73	34.2	10.43	30.56	109	174	P	H
		5459.44	41.62	-12.38	54	27.6	34.2	10.38	30.56	109	174	A	H
	*	5580	101.44	-	-	87.04	34.23	10.52	30.35	109	174	P	H
		5580	94.2	-	-	79.8	34.23	10.52	30.35	109	174	A	H
		5746.415	52.23	-16.07	68.3	37.45	34.6	10.62	30.44	109	174	P	H
		5455.12	50.69	-23.31	74	36.67	34.2	10.38	30.56	150	195	P	V
		5466.16	50.16	-18.14	68.3	36.09	34.2	10.43	30.56	150	195	P	V
		5459.92	41.91	-12.09	54	27.89	34.2	10.38	30.56	150	195	A	V
	*	5580	105.74	-	-	91.34	34.23	10.52	30.35	150	195	P	V
	5737.91	53.33	-14.97	68.3	38.56	34.6	10.61	30.44	150	195	P	V	
	5455.12	50.69	-23.31	74	36.67	34.2	10.38	30.56	150	195	P	V	



802.11a CH 140 5700MHz	*	5700	102.2	-	-	87.62	34.5	10.61	30.53	160	184	P	H
		5700	94.94	-	-	80.36	34.5	10.61	30.53	160	184	A	H
		5726.6	60.28	-8.02	68.3	45.59	34.57	10.61	30.49	160	184	P	H
		5700	104.34	-	-	89.76	34.5	10.61	30.53	178	193	P	V
		5700	96.84	-	-	82.26	34.5	10.61	30.53	178	193	P	V
		5732.52	56.78	-11.52	68.3	42.04	34.57	10.61	30.44	178	193	P	V
Remark	1. No other spurious found. 2. All results are PASS against Peak and Average limit line.												



UNII-2C - 5470~5725MHz
WIFI 802.11a (Harmonic @ 3m)

WIFI Ant. 2	Note	Frequency (MHz)	Level (dBμV/m)	Margin (dB)	Limit Line (dBμV/m)	Read Level (dBμV)	Antenna Factor (dB/m)	Path Loss (dB)	Preamp Factor (dB)	Ant Pos (cm)	Table Pos (deg)	Peak Avg. (P/A)	Pol. (H/V)
802.11a CH 100 5500MHz		11000	56.37	-17.63	74	64.66	37.9	12.01	58.2	118	194	P	H
		11000	48.01	-5.99	54	56.3	37.9	12.01	58.2	119	194	A	H
		16500	51.69	-16.61	68.3	52.35	41.57	15.27	57.5	-	-	P	H
		11000	57.34	-16.66	74	65.63	37.9	12.01	58.2	100	199	P	V
		11000	49.45	-4.55	54	57.74	37.9	12.01	58.2	100	199	A	V
		16500	50.07	-18.23	68.3	50.73	41.57	15.27	57.5	-	-	P	V
802.11a CH 116 5580MHz		11160	58.08	-15.92	74	66.03	38.05	12.1	58.1	100	153	P	H
		11160	49.97	-4.03	54	57.92	38.05	12.1	58.1	100	153	A	H
		16740	52.24	-16.06	68.3	51.83	42.07	15.41	57.07	-	-	P	H
		11160	58.79	-15.21	74	66.74	38.05	12.1	58.1	100	206	P	V
		11160	50.8	-3.2	54	58.75	38.05	12.1	58.1	100	206	A	V
		16740	51.85	-16.45	68.3	51.44	42.07	15.41	57.07	-	-	P	V
802.11a CH 140 5700MHz		11400	56.32	-17.68	74	63.82	38.27	12.19	57.96	100	128	P	H
		11400	47.75	-6.25	54	55.25	38.27	12.19	57.96	100	128	A	H
		17100	51.58	-16.72	68.3	50.37	42.46	15.45	56.7	-	-	P	H
		11400	54.86	-19.14	74	62.36	38.27	12.19	57.96	100	241	P	V
		11400	46.85	-7.15	54	54.35	38.27	12.19	57.96	100	241	A	V
		17100	52.71	-15.59	68.3	51.5	42.46	15.45	56.7	-	-	P	V
Remark	1. No other spurious found. 2. All results are PASS against Peak and Average limit line.												



**UNII-2C - 5470~5725MHz
WIFI 802.11n HT20 (Band Edge @ 3m)**

WIFI Ant. 2	Note	Frequency (MHz)	Level (dBμV/m)	Margin (dB)	Limit Line (dBμV/m)	Read Level (dBμV)	Antenna Factor (dB/m)	Path Loss (dB)	Preamp Factor (dB)	Ant Pos (cm)	Table Pos (deg)	Peak Avg. (P/A)	Pol. (H/V)
802.11n HT20 CH 100 5500MHz		5415.12	51.28	-22.72	74	37.27	34.2	10.34	30.53	152	176	P	H
		5466.32	51.44	-16.86	68.3	37.37	34.2	10.43	30.56	152	176	P	H
		5460	42.49	-11.51	54	28.47	34.2	10.38	30.56	152	176	A	H
	*	5500	101.36	-	-	87.31	34.2	10.43	30.58	152	176	P	H
		5500	94.68	-	-	80.63	34.2	10.43	30.58	152	176	A	H
		5404.88	53.05	-20.95	74	39.04	34.2	10.34	30.53	157	198	P	V
		5464.4	53.06	-15.24	68.3	39.04	34.2	10.38	30.56	157	198	P	V
		5460	43.83	-10.17	54	29.81	34.2	10.38	30.56	157	198	A	V
	*	5500	105.84	-	-	91.79	34.2	10.43	30.58	157	198	P	V
		5500	97.65	-	-	83.6	34.2	10.43	30.58	157	198	A	V
802.11n HT20 CH 116 5580MHz		5418.64	50.9	-23.1	74	36.89	34.2	10.34	30.53	140	164	P	H
		5467.6	49.43	-18.87	68.3	35.36	34.2	10.43	30.56	140	164	P	H
		5458.24	41.57	-12.43	54	27.55	34.2	10.38	30.56	140	164	A	H
	*	5580	102.13	-	-	87.73	34.23	10.52	30.35	140	164	P	H
		5580	93.8	-	-	79.4	34.23	10.52	30.35	140	164	A	H
		5744.525	52.74	-15.56	68.3	37.96	34.6	10.62	30.44	140	164	P	H
		5449.6	50.92	-23.08	74	36.89	34.2	10.38	30.55	157	201	P	V
		5469.76	50.79	-17.51	68.3	36.72	34.2	10.43	30.56	157	201	P	V
		5459.68	42.05	-11.95	54	28.03	34.2	10.38	30.56	157	201	A	V
	*	5580	105.25	-	-	90.85	34.23	10.52	30.35	157	201	P	V
	5580	97.18	-	-	82.78	34.23	10.52	30.35	157	201	A	V	
	5726.57	52.04	-16.26	68.3	37.35	34.57	10.61	30.49	157	201	P	V	



802.11n	*	5700	102.9	-	-	88.32	34.5	10.61	30.53	170	182	P	H
		5700	96.18	-	-	81.6	34.5	10.61	30.53	170	182	A	H
HT20		5727.56	56.23	-12.07	68.3	41.54	34.57	10.61	30.49	170	182	P	H
CH 140	*	5700	104.08	-	-	89.5	34.5	10.61	30.53	176	173	P	V
5700MHz		5700	96.92	-	-	82.34	34.5	10.61	30.53	176	173	A	V
		5727.8	55.33	-12.97	68.3	40.64	34.57	10.61	30.49	176	173	P	V
Remark	1. No other spurious found. 2. All results are PASS against Peak and Average limit line.												



UNII-2C - 5470~5725MHz
WIFI 802.11n HT20 (Harmonic @ 3m)

WIFI Ant. 2	Note	Frequency (MHz)	Level (dBμV/m)	Margin (dB)	Limit Line (dBμV/m)	Read Level (dBμV)	Antenna Factor (dB/m)	Path Loss (dB)	Preamp Factor (dB)	Ant Pos (cm)	Table Pos (deg)	Peak Avg. (P/A)	Pol. (H/V)
802.11n HT20 CH 100 5500MHz		11000	54.2	-19.8	74	62.49	37.9	12.01	58.2	100	136	P	H
		11000	45.96	-8.04	54	54.25	37.9	12.01	58.2	100	136	A	H
		16500	51.48	-16.82	68.3	52.14	41.57	15.27	57.5	-	-	P	H
		11000	56.06	-17.94	74	64.35	37.9	12.01	58.2	100	215	P	V
		11000	47.84	-6.16	54	56.13	37.9	12.01	58.2	100	215	A	V
		16500	51.52	-16.78	68.3	52.18	41.57	15.27	57.5	-	-	P	V
802.11n HT20 CH 116 5580MHz		11160	57.8	-16.2	74	65.75	38.05	12.1	58.1	100	162	P	H
		11160	50.17	-3.83	54	58.12	38.05	12.1	58.1	100	162	A	H
		16740	50.54	-17.76	68.3	50.13	42.07	15.41	57.07	-	-	P	H
		11160	58.15	-15.85	74	66.1	38.05	12.1	58.1	100	205	P	V
		11160	50.82	-3.18	54	58.77	38.05	12.1	58.1	100	205	A	V
		16740	50.84	-17.46	68.3	50.43	42.07	15.41	57.07	-	-	P	V
802.11n HT20 CH 140 5700MHz		11400	58.03	-15.97	74	65.53	38.27	12.19	57.96	165	152	P	H
		11400	47.99	-6.01	54	55.49	38.27	12.19	57.96	165	152	A	H
		17100	50.71	-17.59	68.3	49.5	42.46	15.45	56.7	-	-	P	H
		11400	59.92	-14.08	74	67.42	38.27	12.19	57.96	193	179	P	V
		11400	48.15	-5.85	54	55.65	38.27	12.19	57.96	193	179	A	V
		17100	50.96	-17.34	68.3	49.75	42.46	15.45	56.7	-	-	P	V
Remark	1. No other spurious found. 2. All results are PASS against Peak and Average limit line.												



UNII-2C - 5470~5725MHz
WIFI 802.11n HT40 (Band Edge @ 3m)

WIFI Ant. 2	Note	Frequency (MHz)	Level (dBμV/m)	Margin (dB)	Limit Line (dBμV/m)	Read Level (dBμV)	Antenna Factor (dB/m)	Path Loss (dB)	Preamp Factor (dB)	Ant Pos (cm)	Table Pos (deg)	Peak Avg. (P/A)	Pol. (H/V)
802.11n HT40 CH 102 5510MHz		5446.96	51.75	-22.25	74	37.72	34.2	10.38	30.55	132	174	P	H
		5467.12	50.8	-17.5	68.3	36.73	34.2	10.43	30.56	132	174	P	H
		5459.92	42.33	-11.67	54	28.31	34.2	10.38	30.56	132	174	A	H
	*	5510	97.83	-	-	83.68	34.2	10.47	30.52	132	174	P	H
		5510	88.81	-	-	74.66	34.2	10.47	30.52	132	174	A	H
		5744.21	52.62	-15.68	68.3	37.84	34.6	10.62	30.44	132	174	P	H
		5459.44	51.53	-22.47	74	37.51	34.2	10.38	30.56	156	193	P	V
		5466.4	53.59	-14.71	68.3	39.52	34.2	10.43	30.56	156	193	P	V
		5459.92	43.63	-10.37	54	29.61	34.2	10.38	30.56	156	193	A	V
	*	5510	102.65	-	-	88.5	34.2	10.47	30.52	156	193	P	V
		5510	95.78	-	-	81.63	34.2	10.47	30.52	156	193	A	V
		5764.37	50.55	-17.75	68.3	35.7	34.63	10.62	30.4	156	193	P	V
802.11n HT40 CH 110 5550MHz		5380.96	51.32	-22.68	74	37.35	34.2	10.3	30.53	122	173	P	H
		5468.32	50.8	-17.5	68.3	36.73	34.2	10.43	30.56	122	173	P	H
		5459.2	41.82	-12.18	54	27.8	34.2	10.38	30.56	122	173	A	H
	*	5550	97.91	-	-	83.66	34.2	10.52	30.47	122	173	P	H
		5550	88.88	-	-	74.63	34.2	10.52	30.47	122	173	A	H
		5763.425	52.08	-16.22	68.3	37.23	34.63	10.62	30.4	122	173	P	H
		5433.52	51.35	-22.65	74	37.32	34.2	10.38	30.55	152	189	P	V
		5463.52	52.07	-16.23	68.3	38.05	34.2	10.38	30.56	152	189	P	V
		5459.68	42.56	-11.44	54	28.54	34.2	10.38	30.56	152	189	A	V
	*	5550	102.03	-	-	87.78	34.2	10.52	30.47	152	189	P	V
	5550	93.21	-	-	78.96	34.2	10.52	30.47	152	189	A	V	
	5757.755	52.64	-15.66	68.3	37.79	34.63	10.62	30.4	152	189	P	V	



802.11n HT40 CH 134 5670MHz		5374.5	51.04	-22.96	74	37.07	34.2	10.3	30.53	137	165	P	H
		5464.1	49.94	-18.36	68.3	35.92	34.2	10.38	30.56	137	165	P	H
		5459.55	41.44	-12.56	54	27.42	34.2	10.38	30.56	137	165	A	H
	*	5670	97.63	-	-	83.13	34.4	10.59	30.49	137	165	P	H
		5670	89.93	-	-	75.43	34.4	10.59	30.49	137	165	A	H
		5725.625	52	-16.3	68.3	37.31	34.57	10.61	30.49	137	165	P	H
		5459.55	51.37	-22.63	74	37.35	34.2	10.38	30.56	152	194	P	V
		5462.7	51.96	-16.34	68.3	37.94	34.2	10.38	30.56	152	194	P	V
		5458.5	41.59	-12.41	54	27.57	34.2	10.38	30.56	152	194	A	V
	*	5670	101.74	-	-	87.24	34.4	10.59	30.49	152	194	P	V
		5670	94.14	-	-	79.64	34.4	10.59	30.49	152	194	A	V
		5734.375	52.4	-15.9	68.3	37.66	34.57	10.61	30.44	152	194	P	V
Remark	1. No other spurious found. 2. All results are PASS against Peak and Average limit line.												



UNII-2C - 5470~5725MHz
WIFI 802.11n HT40 (Harmonic @ 3m)

WIFI Ant. 2	Note	Frequency (MHz)	Level (dBμV/m)	Margin (dB)	Limit Line (dBμV/m)	Read Level (dBμV)	Antenna Factor (dB/m)	Path Loss (dB)	Preamp Factor (dB)	Ant Pos (cm)	Table Pos (deg)	Peak Avg. (P/A)	Pol. (H/V)
802.11n HT40 CH 102		11020	48.57	-25.43	74	56.8	37.92	12.04	58.19	-	-	P	H
		16530	50.76	-17.54	68.3	51.3	41.64	15.26	57.44	-	-	P	H
5510MHz		11020	49.69	-24.31	74	57.92	37.92	12.04	58.19	-	-	P	V
		16530	50.93	-17.37	68.3	51.47	41.64	15.26	57.44	-	-	P	V
802.11n HT40 CH 110		11100	53.68	-20.32	74	61.66	37.99	12.17	58.14	165	171	P	H
		11100	43.08	-10.92	54	51.06	37.99	12.17	58.14	165	171	A	H
		16650	50.25	-18.05	68.3	50.3	41.89	15.28	57.22	-	-	P	H
		11100	54.88	-19.12	74	62.86	37.99	12.17	58.14	100	159	P	V
		11100	45.21	-8.79	54	53.19	37.99	12.17	58.14	100	159	A	V
5550MHz		16650	50.58	-17.72	68.3	50.63	41.89	15.28	57.22	-	-	P	V
		11340	47.31	-26.69	74	54.76	38.21	12.34	58	-	-	P	H
802.11n HT40 CH 134		17010	50.34	-17.96	68.3	48.79	42.58	15.59	56.62	-	-	P	H
		11340	50.25	-23.75	74	57.7	38.21	12.34	58	-	-	P	V
5670MHz		17010	50.57	-17.73	68.3	49.02	42.58	15.59	56.62	-	-	P	V
Remark	1. No other spurious found. 2. All results are PASS against Peak and Average limit line.												



UNII-2C - 5470~5725MHz
WIFI 802.11ac VHT80 (Band Edge @ 3m)

WIFI Ant. 2	Note	Frequency (MHz)	Level (dBμV/m)	Margin (dB)	Limit Line (dBμV/m)	Read Level (dBμV)	Antenna Factor (dB/m)	Path Loss (dB)	Preamp Factor (dB)	Ant Pos (cm)	Table Pos (deg)	Peak Avg. (P/A)	Pol. (H/V)
802.11ac VHT80 CH 106 5530MHz		5459.68	53.92	-20.08	74	39.9	34.2	10.38	30.56	151	176	P	H
		5468.56	54.17	-14.13	68.3	40.1	34.2	10.43	30.56	151	176	P	H
		5458	43.73	-10.27	54	29.71	34.2	10.38	30.56	151	176	A	H
	*	5530	93.83	-	-	79.63	34.2	10.47	30.47	151	176	P	H
		5530	86.51	-	-	72.31	34.2	10.47	30.47	151	176	A	H
		5736.965	53	-15.3	68.3	38.23	34.6	10.61	30.44	151	176	P	H
		5457.04	55	-19	74	40.98	34.2	10.38	30.56	212	198	P	V
		5468.56	57.15	-11.15	68.3	43.08	34.2	10.43	30.56	212	198	P	V
		5458.48	45.85	-8.15	54	31.83	34.2	10.38	30.56	212	198	A	V
	*	5530	97.22	-	-	83.02	34.2	10.47	30.47	212	198	P	V
		5530	90.51	-	-	76.31	34.2	10.47	30.47	212	198	A	V
		5736.65	52.89	-15.41	68.3	38.12	34.6	10.61	30.44	212	198	P	V
802.11ac VHT80 CH 122 5610MHz		5454.64	52.23	-21.77	74	38.21	34.2	10.38	30.56	210	178	P	H
		5468.56	52.53	-15.77	68.3	38.46	34.2	10.43	30.56	210	178	P	H
		5459.92	41.61	-12.39	54	27.59	34.2	10.38	30.56	210	178	A	H
	*	5610	93.85	-	-	79.39	34.3	10.56	30.4	210	178	P	H
		5610	85.82	-	-	71.36	34.3	10.56	30.4	210	178	A	H
		5749.775	54.27	-14.03	68.3	39.49	34.6	10.62	30.44	210	178	P	H
		5440.72	52.35	-21.65	74	38.32	34.2	10.38	30.55	117	201	P	V
		5465.2	52.6	-15.7	68.3	38.58	34.2	10.38	30.56	117	201	P	V
		5459.92	41.98	-12.02	54	27.96	34.2	10.38	30.56	117	201	A	V
	*	5610	97.26	-	-	82.8	34.3	10.56	30.4	117	201	P	V
	5610	89.71	-	-	75.25	34.3	10.56	30.4	117	201	A	V	
	5734.025	52.76	-15.54	68.3	38.02	34.57	10.61	30.44	117	201	P	V	
Remark	1. No other spurious found. 2. All results are PASS against Peak and Average limit line.												



UNII-2C 5470~5725MHz
WIFI 802.11ac VHT80 (Harmonic @ 3m)

WIFI Ant. 2	Note	Frequency (MHz)	Level (dBμV/m)	Margin (dB)	Limit Line (dBμV/m)	Read Level (dBμV)	Antenna Factor (dB/m)	Path Loss (dB)	Preamp Factor (dB)	Ant Pos (cm)	Table Pos (deg)	Peak Avg. (P/A)	Pol. (H/V)
802.11ac		11060	48.83	-25.17	74	56.91	37.96	12.12	58.16	-	-	P	H
VHT80		16590	49.57	-18.73	68.3	49.91	41.75	15.25	57.34	-	-	P	H
CH 106		11060	49.57	-24.43	74	57.65	37.96	12.12	58.16	-	-	P	V
5530MHz		16590	50.74	-17.56	68.3	51.08	41.75	15.25	57.34	-	-	P	V
802.11ac		11220	48	-26	74	55.85	38.1	12.12	58.07	-	-	P	H
VHT80		16830	50.43	-17.87	68.3	49.59	42.24	15.51	56.91	-	-	P	H
CH 122		11220	48.72	-25.28	74	56.57	38.1	12.12	58.07	-	-	P	V
5610MHz		16830	50.78	-17.52	68.3	49.94	42.24	15.51	56.91	-	-	P	V
Remark	1. No other spurious found. 2. All results are PASS against Peak and Average limit line.												



UNII-2C - Straddle Channel
WIFI 802.11a (Band Edge @ 3m)

Table with 14 columns: WIFI, Note, Frequency, Level, Margin, Limit, Read, Antenna, Path, Preamp, Ant, Table, Peak, Pol. It contains 12 rows of test data for 802.11a CH 144 and a Remark section at the bottom.



UNII-2C - Straddle Channel
WIFI 802.11a (Harmonic @ 3m)

Table with 14 columns: WIFI Ant. 2, Note, Frequency (MHz), Level (dBµV/m), Margin (dB), Limit Line (dBµV/m), Read Level (dBµV), Antenna Factor (dB/m), Path Loss (dB), Preamp Factor (dB), Ant Pos (cm), Table Pos (deg), Peak Avg. (P/A), Pol. (H/V). Rows include test results for 802.11a CH 144 and 5720MHz, and a Remark section.



UNII-2C - Straddle Channel
WIFI 802.11n HT20 (Band Edge @ 3m)

Table with 14 columns: WIFI Ant. 2, Note, Frequency (MHz), Level (dBµV/m), Margin (dB), Limit Line (dBµV/m), Read Level (dBµV), Antenna Factor (dB/m), Path Loss (dB), Preamp Factor (dB), Ant Pos (cm), Table Pos (deg), Peak Avg. (P/A), Pol. (H/V). Rows include data for 802.11n HT20 CH 144 5720MHz and a Remark section.



UNII-2C - Straddle Channel
WIFI 802.11n HT20 (Harmonic @ 3m)

Table with 14 columns: WIFI Ant. 2, Note, Frequency (MHz), Level (dBµV/m), Margin (dB), Limit Line (dBµV/m), Read Level (dBµV), Antenna Factor (dB/m), Path Loss (dB), Preamp Factor (dB), Ant Pos (cm), Table Pos (deg), Peak Avg. (P/A), Pol. (H/V). Rows include test results for 802.11n HT20 CH 144 at 5720MHz and a Remark section.



UNII-2C - Straddle Channel
WIFI 802.11n HT40 (Band Edge @ 3m)

Table with 14 columns: WIFI Ant. 2, Note, Frequency (MHz), Level (dBµV/m), Margin (dB), Limit Line (dBµV/m), Read Level (dBµV), Antenna Factor (dB/m), Path Loss (dB), Preamp Factor (dB), Ant Pos (cm), Table Pos (deg), Peak Avg. (P/A), Pol. (H/V). Rows include frequency measurements for 802.11n HT40 CH 142 5710MHz.



UNII-2C - Straddle Channel
WIFI 802.11n HT40 (Harmonic @ 3m)

WIFI Ant. 2	Note	Frequency (MHz)	Level (dBμV/m)	Margin (dB)	Limit Line (dBμV/m)	Read Level (dBμV)	Antenna Factor (dB/m)	Path Loss (dB)	Preamp Factor (dB)	Ant Pos (cm)	Table Pos (deg)	Peak Avg. (P/A)	Pol. (H/V)
802.11n HT40 CH 142 5710MHz		11420	53.85	-20.15	74	61.3	38.28	12.22	57.95	100	147	P	H
		11420	47.45	-6.55	54	54.9	38.28	12.22	57.95	100	147	A	H
		17130	51.61	-16.69	68.3	50.42	42.41	15.51	56.73	-	-	P	H
		11420	52.94	-21.06	74	60.39	38.28	12.22	57.95	100	266	P	V
		11420	46.15	-7.85	54	53.6	38.28	12.22	57.95	100	266	A	V
		17130	51.52	-16.78	68.3	50.33	42.41	15.51	56.73	-	-	P	V
Remark	<ol style="list-style-type: none"> No other spurious found. All results are PASS against Peak and Average limit line. 												



UNII-2C - Straddle Channel
WIFI 802.11ac VHT80 (Band Edge @ 3m)

Table with 14 columns: WIFI Ant. 2, Note, Frequency (MHz), Level (dBµV/m), Margin (dB), Limit Line (dBµV/m), Read Level (dBµV), Antenna Factor (dB/m), Path Loss (dB), Preamp Factor (dB), Ant Pos (cm), Table Pos (deg), Peak Avg. (P/A), Pol. (H/V). Rows include test data for 802.11ac VHT80 CH 138 5690MHz and a Remark section.



UNII-2C - Straddle Channel
WIFI 802.11ac VHT80 (Harmonic @ 3m)

Table with 14 columns: WIFI Ant. 2, Note, Frequency (MHz), Level (dBµV/m), Margin (dB), Limit Line (dBµV/m), Read Level (dBµV), Antenna Factor (dB/m), Path Loss (dB), Preamp Factor (dB), Ant Pos (cm), Table Pos (deg), Peak Avg. (P/A), Pol. (H/V). Rows include 802.11ac VHT80 CH 138 5690MHz and a Remark section.



Emission below 1GHz
WIFI 802.11n HT20 (LF @ 3m)

WIFI	Note	Frequency	Level	Margin	Limit	Read	Antenna	Path	Preamp	Ant	Table	Peak	Pol.
Ant.					Line	Level	Factor	Loss	Factor	Pos	Pos	Avg.	
2		(MHz)	(dBμV/m)	(dB)	(dBμV/m)	(dBμV)	(dB/m)	(dB)	(dB)	(cm)	(deg)	(P/A)	(H/V)
802.11n HT20 LF		47.46	21.75	-18.25	40	35.85	20.27	0.7	35.07	-	-	P	H
		104.69	22.41	-21.09	43.5	40.89	15.66	1.05	35.19	-	-	P	H
		190.05	27.39	-16.11	43.5	44.19	16.89	1.41	35.1	-	-	P	H
		319.06	23.8	-22.2	46	36.62	20.2	1.88	34.9	-	-	P	H
		674.08	25.25	-20.75	46	30.36	26.58	2.81	34.5	-	-	P	H
		828.31	27.62	-18.38	46	30.34	28.42	3.16	34.3	-	-	P	H
		39.7	30.65	-9.35	40	45.27	19.73	0.65	35	-	-	P	V
		170.65	33.06	-10.44	43.5	47.78	19.04	1.34	35.1	-	-	P	V
		197.81	32.37	-11.13	43.5	49.53	16.48	1.46	35.1	-	-	P	V
		303.54	25.49	-20.51	46	38.74	19.82	1.83	34.9	-	-	P	V
		562.53	25.15	-20.85	46	32.08	25.06	2.58	34.57	-	-	P	V
	868.08	28.65	-17.35	46	31.01	28.7	3.24	34.3	-	-	P	V	
Remark	1. No other spurious found. 2. All results are PASS against limit line.												



Co-location

5 GHz 5250~5350MHz
WIFI 802.11a (Band Edge @ 3m)

WIFI	Note	Frequency	Level	Over	Limit	Read	Antenna	Cable	Preamp	Ant	Table	Peak	Pol.
Ant.				Limit	Line	Level	Factor	Loss	Factor	Pos	Pos	Avg.	
1		(MHz)	(dBμV/m)	(dB)	(dBμV/m)	(dBμV)	(dB/m)	(dB)	(dB)	(cm)	(deg)	(P/A)	(H/V)
802.11a CH64 5320MHz & BLE CH19		2348.78	51.19	-22.81	74	46.26	31.7	5.49	32.26	119	204	P	H
		2385.88	41.59	-12.41	54	36.59	31.7	5.55	32.25	119	204	A	H
	*	2440	86.76	-	-	81.29	32	5.61	32.14	119	204	P	H
	*	2440	84.52	-	-	79.05	32	5.61	32.14	119	204	A	H
		2496.01	51.21	-22.79	74	45.28	32.1	5.68	31.85	119	204	P	H
		2494.05	42.71	-11.29	54	36.78	32.1	5.68	31.85	119	204	A	H
		2386.72	50.65	-23.35	74	45.65	31.7	5.55	32.25	100	228	P	V
		2373.98	41.68	-12.32	54	36.7	31.7	5.53	32.25	100	228	A	V
	*	2440	82.03	-	-	76.56	32	5.61	32.14	100	228	P	V
	*	2440	81.3	-	-	75.83	32	5.61	32.14	100	228	A	V
		2492.93	51.61	-22.39	74	45.68	32.1	5.68	31.85	100	228	P	V
		2487.75	42.62	-11.38	54	36.79	32.1	5.68	31.95	100	228	A	V
Remark	1. No other spurious found. 2. All results are PASS against Peak and Average limit line.												



WIFI Ant. 1	Note	Frequency (MHz)	Level (dBμV/m)	Over Limit (dB)	Limit Line (dBμV/m)	Read Level (dBμV)	Antenna Factor (dB/m)	Cable Loss (dB)	Preamp Factor (dB)	Ant Pos (cm)	Table Pos (deg)	Peak Avg. (P/A)	Pol. (H/V)
802.11a CH64 5320MHz & BLE CH19		5320	100.01	-	-	86.54	34.2	9.78	30.51	132	183	P	H
		5320	92.73	-	-	79.26	34.2	9.78	30.51	132	183	A	H
	*	5351.2	50.86	-23.14	74	37.38	34.2	9.8	30.52	132	183	P	H
	*	5350.24	42.12	-11.88	54	28.64	34.2	9.8	30.52	132	183	A	H
		5320	101.31	-	-	87.84	34.2	9.78	30.51	148	184	P	V
		5320	94.59	-	-	81.12	34.2	9.78	30.51	148	184	A	V
	*	5432.48	51.03	-22.97	74	37.51	34.2	9.87	30.55	148	184	P	V
*	5350.24	42.35	-11.65	54	28.87	34.2	9.8	30.52	148	184	A	V	
Remark	1. No other spurious found. 2. All results are PASS against Peak and Average limit line.												



5 GHz 5250~5350MHz
WIFI 802.11a (Harmonic @ 3m)

Table with 14 columns: WIFI, Note, Frequency, Level, Over, Limit, Read, Antenna, Cable, Preamp, Ant, Table, Peak, Pol. It contains test results for 802.11a CH64 and BLE CH19 across various frequencies (4880, 7320, 10640, 15960 MHz).



< Ant.2 >

5 GHz 5470~5725MHz
WIFI 802.11n (Band Edge @ 3m)

WIFI Ant.	Note	Frequency (MHz)	Level (dBμV/m)	Over Limit (dB)	Limit Line (dBμV/m)	Read Level (dBμV)	Antenna Factor (dB/m)	Cable Loss (dB)	Preamp Factor (dB)	Ant Pos (cm)	Table Pos (deg)	Peak Avg. (P/A)	Pol. (H/V)
802.11n CH116 5580MHz & BLE CH19		2360.12	51.28	-22.72	74	46.33	31.7	5.51	32.26	100	203	P	H
		2361.1	41.56	-12.44	54	36.61	31.7	5.51	32.26	100	203	A	H
	*	2440	86.17	-	-	80.7	32	5.61	32.14	100	203	P	H
	*	2440	83.43	-	-	77.96	32	5.61	32.14	100	203	A	H
		2499.58	51.67	-22.33	74	45.74	32.1	5.68	31.85	100	203	P	H
		2492.02	42.52	-11.48	54	36.59	32.1	5.68	31.85	100	203	A	H
		2362.08	51.28	-22.72	74	46.33	31.7	5.51	32.26	100	229	P	V
		2375.66	41.94	-12.06	54	36.96	31.7	5.53	32.25	100	229	A	V
	*	2440	81.07	-	-	75.6	32	5.61	32.14	100	229	P	V
	*	2440	80.29	-	-	74.82	32	5.61	32.14	100	229	A	V
		2484.53	51.64	-22.36	74	45.86	32.07	5.66	31.95	100	229	P	V
		2486.35	42.41	-11.59	54	36.63	32.07	5.66	31.95	100	229	A	V
Remark	1. No other spurious found. 2. All results are PASS against Peak and Average limit line.												



WIFI Ant. 2	Note	Frequency (MHz)	Level (dBμV/m)	Over Limit (dB)	Limit Line (dBμV/m)	Read Level (dBμV)	Antenna Factor (dB/m)	Cable Loss (dB)	Preamp Factor (dB)	Ant Pos (cm)	Table Pos (deg)	Peak Avg. (P/A)	Pol. (H/V)
802.11n CH116 5580MHz & BLE CH19		5374.96	50.37	-23.63	74	36.9	34.2	9.8	30.53	127	194	P	H
		5469.04	50	-18.3	68.3	36.44	34.2	9.92	30.56	127	194	A	H
	*	5457.76	41.03	-12.97	54	27.49	34.2	9.9	30.56	127	194	P	H
	*	5580	96.3	-	-	82.21	34.23	10.21	30.35	127	194	A	H
		5580	88.95	-	-	74.86	34.23	10.21	30.35	127	194	P	H
		5726.255	51.97	-16.33	68.3	37.45	34.57	10.44	30.49	127	194	A	H
		5455.12	50.09	-23.91	74	36.55	34.2	9.9	30.56	106	177	P	V
		5460.16	50.48	-17.82	68.3	36.94	34.2	9.9	30.56	106	177	A	V
	*	5459.44	41.14	-12.86	54	27.6	34.2	9.9	30.56	106	177	P	V
	*	5580	99.04	-	-	84.95	34.23	10.21	30.35	106	177	A	V
		5580	91.05	-	-	76.96	34.23	10.21	30.35	106	177	P	V
		5754.605	52.52	-15.78	68.3	37.78	34.63	10.55	30.44	106	177	A	V
Remark	<ol style="list-style-type: none"> No other spurious found. All results are PASS against Peak and Average limit line. 												



5 GHz 5470~5725MHz
WIFI 802.11n (Harmonic @ 3m)

Table with 14 columns: WIFI, Note, Frequency, Level, Over, Limit, Read, Antenna, Cable, Preamp, Ant, Table, Peak, Pol. It contains test results for 802.11n and BLE CH19 channels across various frequencies and antenna positions.



Note symbol

*	Fundamental Frequency which can be ignored. However, the level of any unwanted emissions shall not exceed the level of the fundamental frequency.
!	Test result is Margin line.
P/A	Peak or Average
H/V	Horizontal or Vertical



A calculation example for radiated spurious emission is shown as below:

WIFI	Note	Frequency	Level	Margin	Limit	Read	Antenna	Path	Preamp	Ant	Table	Peak	Pol.
Ant.		(MHz)	(dBμV/m)	(dB)	(dBμV/m)	(dBμV)	(dB/m)	(dB)	(dB)	(cm)	(deg)	(P/A)	(H/V)
2													
802.11b		2390	55.45	-18.55	74	54.51	32.22	4.58	35.86	103	308	P	H
CH 01													
2412MHz		2390	43.54	-10.46	54	42.6	32.22	4.58	35.86	103	308	A	H

1. Path Loss(dB) = Cable loss(dB) + Filter loss(dB) + Attenuator loss(dB)
2. Level(dBμV/m) = Antenna Factor(dB/m) + Path Loss(dB) + Read Level(dBμV) - Preamp Factor(dB)
3. Margin (dB) = Level(dBμV/m) – Limit Line(dBμV/m)

For Peak Limit @ 2390MHz:

1. Level(dBμV/m)
= Antenna Factor(dB/m) + Path Loss(dB) + Read Level(dBμV) - Preamp Factor(dB)
= 32.22(dB/m) + 4.58(dB) + 54.51(dBμV) – 35.86 (dB)
= 55.45 (dBμV/m)
2. Margin (dB)
= Level(dBμV/m) – Limit Line(dBμV/m)
= 55.45(dBμV/m) – 74(dBμV/m)
= -18.55(dB)

For Average Limit @ 2390MHz:

1. Level(dBμV/m)
= Antenna Factor(dB/m) + Path Loss(dB) + Read Level(dBμV) - Preamp Factor(dB)
= 32.22(dB/m) + 4.58(dB) + 42.6(dBμV) – 35.86 (dB)
= 43.54 (dBμV/m)
2. Margin (dB) = Level(dBμV/m) – Limit Line(dBμV/m)
= 43.54(dBμV/m) – 54(dBμV/m)
= -10.46(dB)

Both peak and average measured complies with the limit line, so test result is “PASS”.

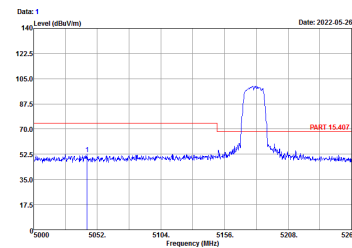
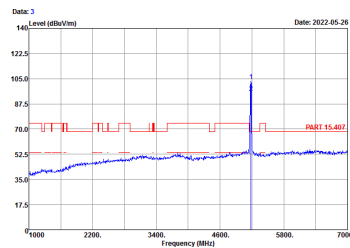
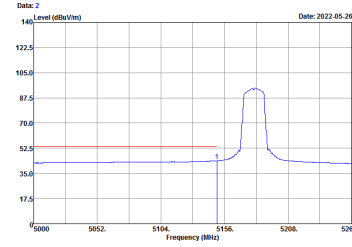


Appendix D. Radiated Spurious Emission

<Ant 1>

UNII-1 - 5150~5250MHz

WIFI 802.11a (Band Edge @ 3m)

WIFI	UNII-1 5150~5250MHz Band Edge @ 3m																																																																									
ANT	802.11a CH36 5180MHz																																																																									
1	Horizontal	Fundamental																																																																								
Peak	 <p>Date: 1 Level (dBuV/m) Date: 2022-05-26</p> <p>Site Condition: :03CH02-S2 :PART 15.407 3m HF_ANT_3117_0107 HORIZONTAL :S0W:1000.000kHz VBW:3000.000kHz Project: :211916-01 Mode: :Mode 1 SN: :#19 G8B227012194000K Plane: :Z with Accessory setting: :EM power setting 15</p> <table border="1"> <thead> <tr> <th>Freq</th> <th>Level</th> <th>Over</th> <th>Line</th> <th>ReadAntenna</th> <th>Cable</th> <th>Preamp</th> <th>A/Pos</th> <th>T/Pos</th> <th>Remark</th> </tr> <tr> <th>MHz</th> <th>dBuV/m</th> <th>dB</th> <th>dBuV/m</th> <th>dBuV</th> <th>dB/m</th> <th>dB</th> <th>cm</th> <th>deg</th> <th></th> </tr> </thead> <tbody> <tr> <td>1</td> <td>5843.68</td> <td>52.47</td> <td>-21.53</td> <td>74.00</td> <td>39.31</td> <td>33.80</td> <td>9.99</td> <td>38.63</td> <td>100</td> <td>193 Peak</td> </tr> </tbody> </table>	Freq	Level	Over	Line	ReadAntenna	Cable	Preamp	A/Pos	T/Pos	Remark	MHz	dBuV/m	dB	dBuV/m	dBuV	dB/m	dB	cm	deg		1	5843.68	52.47	-21.53	74.00	39.31	33.80	9.99	38.63	100	193 Peak	 <p>Date: 3 Level (dBuV/m) Date: 2022-05-26</p> <p>Site Condition: :03CH02-S2 :PART 15.407 3m HF_ANT_3117_0107 HORIZONTAL :S0W:1000.000kHz VBW:3000.000kHz Project: :211916-01 Mode: :Mode 1 SN: :#19 G8B227012194000K Plane: :Z with Accessory setting: :EM power setting 15</p> <table border="1"> <thead> <tr> <th>Freq</th> <th>Level</th> <th>Over</th> <th>Line</th> <th>ReadAntenna</th> <th>Cable</th> <th>Preamp</th> <th>A/Pos</th> <th>T/Pos</th> <th>Remark</th> </tr> <tr> <th>MHz</th> <th>dBuV/m</th> <th>dB</th> <th>dBuV/m</th> <th>dBuV</th> <th>dB/m</th> <th>dB</th> <th>cm</th> <th>deg</th> <th></th> </tr> </thead> <tbody> <tr> <td>1</td> <td>5180.00</td> <td>183.28</td> <td>34.98</td> <td>68.38</td> <td>89.88</td> <td>34.00</td> <td>18.09</td> <td>38.69</td> <td>100</td> <td>193 Peak</td> </tr> <tr> <td>2</td> <td>5188.00</td> <td>95.88</td> <td>.....</td> <td>81.68</td> <td>34.00</td> <td>18.09</td> <td>38.69</td> <td>100</td> <td>193 Average</td> </tr> </tbody> </table>	Freq	Level	Over	Line	ReadAntenna	Cable	Preamp	A/Pos	T/Pos	Remark	MHz	dBuV/m	dB	dBuV/m	dBuV	dB/m	dB	cm	deg		1	5180.00	183.28	34.98	68.38	89.88	34.00	18.09	38.69	100	193 Peak	2	5188.00	95.88	81.68	34.00	18.09	38.69	100	193 Average
Freq	Level	Over	Line	ReadAntenna	Cable	Preamp	A/Pos	T/Pos	Remark																																																																	
MHz	dBuV/m	dB	dBuV/m	dBuV	dB/m	dB	cm	deg																																																																		
1	5843.68	52.47	-21.53	74.00	39.31	33.80	9.99	38.63	100	193 Peak																																																																
Freq	Level	Over	Line	ReadAntenna	Cable	Preamp	A/Pos	T/Pos	Remark																																																																	
MHz	dBuV/m	dB	dBuV/m	dBuV	dB/m	dB	cm	deg																																																																		
1	5180.00	183.28	34.98	68.38	89.88	34.00	18.09	38.69	100	193 Peak																																																																
2	5188.00	95.88	81.68	34.00	18.09	38.69	100	193 Average																																																																	
Avg.	 <p>Date: 2 Level (dBuV/m) Date: 2022-05-26</p> <p>Site Condition: :03CH02-S2 :PART 15.407 AVG 3m HF_ANT_3117_0107 HORIZONTAL :NBW:1000.000kHz VBW:1.000kHz Project: :211916-01 Mode: :Mode 1 SN: :#19 G8B227012194000K Plane: :Z with Accessory setting: :EM power setting 15</p> <table border="1"> <thead> <tr> <th>Freq</th> <th>Level</th> <th>Over</th> <th>Line</th> <th>ReadAntenna</th> <th>Cable</th> <th>Preamp</th> <th>A/Pos</th> <th>T/Pos</th> <th>Remark</th> </tr> <tr> <th>MHz</th> <th>dBuV/m</th> <th>dB</th> <th>dBuV/m</th> <th>dBuV</th> <th>dB/m</th> <th>dB</th> <th>cm</th> <th>deg</th> <th></th> </tr> </thead> <tbody> <tr> <td>1</td> <td>5149.76</td> <td>43.78</td> <td>-18.12</td> <td>54.00</td> <td>38.37</td> <td>34.00</td> <td>18.00</td> <td>38.65</td> <td>100</td> <td>193 Average</td> </tr> </tbody> </table>	Freq	Level	Over	Line	ReadAntenna	Cable	Preamp	A/Pos	T/Pos	Remark	MHz	dBuV/m	dB	dBuV/m	dBuV	dB/m	dB	cm	deg		1	5149.76	43.78	-18.12	54.00	38.37	34.00	18.00	38.65	100	193 Average	Left blank																																									
Freq	Level	Over	Line	ReadAntenna	Cable	Preamp	A/Pos	T/Pos	Remark																																																																	
MHz	dBuV/m	dB	dBuV/m	dBuV	dB/m	dB	cm	deg																																																																		
1	5149.76	43.78	-18.12	54.00	38.37	34.00	18.00	38.65	100	193 Average																																																																



WIFI	UNII-1 5150~5250MHz Band Edge @ 3m																																																																									
ANT	802.11a CH36 5180MHz																																																																									
1	Vertical	Fundamental																																																																								
Peak	<p>Date: 4 Date: 2022-05-26</p> <p>Site : 03CH02-SZ Condition : PART 15.407 3m HF ANT_3117_0107 VERTICAL R BW: 1000.000kHz VBW: 3000.000kHz Project : 211916-01 Mode : Mode 1 Site : #19 GB227012194000K Plane : Z with Accessory setting : GM power setting 15</p> <table border="1"> <thead> <tr> <th>Freq</th> <th>Level</th> <th>Over</th> <th>Limit</th> <th>ReadAntenna</th> <th>Cable</th> <th>Preamp</th> <th>A/Pos</th> <th>T/Pos</th> <th>Remark</th> </tr> <tr> <th>MHz</th> <th>dBuV/m</th> <th>dB</th> <th>dBuV/m</th> <th>dBuV</th> <th>dB/m</th> <th>dB</th> <th>dB</th> <th>cm</th> <th>deg</th> </tr> </thead> <tbody> <tr> <td>1</td> <td>5134.94</td> <td>52.86</td> <td>-11.14</td> <td>74.00</td> <td>39.43</td> <td>33.97</td> <td>18.86</td> <td>30.60</td> <td>154</td> <td>177 Peak</td> </tr> </tbody> </table>	Freq	Level	Over	Limit	ReadAntenna	Cable	Preamp	A/Pos	T/Pos	Remark	MHz	dBuV/m	dB	dBuV/m	dBuV	dB/m	dB	dB	cm	deg	1	5134.94	52.86	-11.14	74.00	39.43	33.97	18.86	30.60	154	177 Peak	<p>Date: 6 Date: 2022-05-26</p> <p>Site : 03CH02-SZ Condition : PART 15.407 3m HF ANT_3117_0107 VERTICAL R BW: 1000.000kHz VBW: 3000.000kHz Project : 211916-01 Mode : Mode 1 Site : #19 GB227012194000K Plane : Z with Accessory setting : GM power setting 15</p> <table border="1"> <thead> <tr> <th>Freq</th> <th>Level</th> <th>Over</th> <th>Limit</th> <th>ReadAntenna</th> <th>Cable</th> <th>Preamp</th> <th>A/Pos</th> <th>T/Pos</th> <th>Remark</th> </tr> <tr> <th>MHz</th> <th>dBuV/m</th> <th>dB</th> <th>dBuV/m</th> <th>dBuV</th> <th>dB/m</th> <th>dB</th> <th>dB</th> <th>cm</th> <th>deg</th> </tr> </thead> <tbody> <tr> <td>1</td> <td>5180.00</td> <td>181.59</td> <td>33.29</td> <td>68.30</td> <td>88.19</td> <td>34.00</td> <td>19.89</td> <td>30.69</td> <td>154</td> <td>177 Peak</td> </tr> <tr> <td>2</td> <td>5180.00</td> <td>94.64</td> <td>.....</td> <td>81.24</td> <td>34.00</td> <td>10.89</td> <td>30.69</td> <td>154</td> <td>177 Average</td> </tr> </tbody> </table>	Freq	Level	Over	Limit	ReadAntenna	Cable	Preamp	A/Pos	T/Pos	Remark	MHz	dBuV/m	dB	dBuV/m	dBuV	dB/m	dB	dB	cm	deg	1	5180.00	181.59	33.29	68.30	88.19	34.00	19.89	30.69	154	177 Peak	2	5180.00	94.64	81.24	34.00	10.89	30.69	154	177 Average
Freq	Level	Over	Limit	ReadAntenna	Cable	Preamp	A/Pos	T/Pos	Remark																																																																	
MHz	dBuV/m	dB	dBuV/m	dBuV	dB/m	dB	dB	cm	deg																																																																	
1	5134.94	52.86	-11.14	74.00	39.43	33.97	18.86	30.60	154	177 Peak																																																																
Freq	Level	Over	Limit	ReadAntenna	Cable	Preamp	A/Pos	T/Pos	Remark																																																																	
MHz	dBuV/m	dB	dBuV/m	dBuV	dB/m	dB	dB	cm	deg																																																																	
1	5180.00	181.59	33.29	68.30	88.19	34.00	19.89	30.69	154	177 Peak																																																																
2	5180.00	94.64	81.24	34.00	10.89	30.69	154	177 Average																																																																	
Avg.	<p>Date: 5 Date: 2022-05-26</p> <p>Site : 03CH02-SZ Condition : PART 15.407 AVG 3m HF ANT_3117_0107 VERTICAL R BW: 1000.000kHz VBW: 1.000kHz Project : 211916-01 Mode : Mode 1 Site : #19 GB227012194000K Plane : Z with Accessory setting : GM power setting 15</p> <table border="1"> <thead> <tr> <th>Freq</th> <th>Level</th> <th>Over</th> <th>Limit</th> <th>ReadAntenna</th> <th>Cable</th> <th>Preamp</th> <th>A/Pos</th> <th>T/Pos</th> <th>Remark</th> </tr> <tr> <th>MHz</th> <th>dBuV/m</th> <th>dB</th> <th>dBuV/m</th> <th>dBuV</th> <th>dB/m</th> <th>dB</th> <th>dB</th> <th>cm</th> <th>deg</th> </tr> </thead> <tbody> <tr> <td>1</td> <td>5148.28</td> <td>45.31</td> <td>-10.69</td> <td>54.00</td> <td>29.98</td> <td>34.00</td> <td>18.86</td> <td>30.65</td> <td>154</td> <td>177 Average</td> </tr> </tbody> </table>	Freq	Level	Over	Limit	ReadAntenna	Cable	Preamp	A/Pos	T/Pos	Remark	MHz	dBuV/m	dB	dBuV/m	dBuV	dB/m	dB	dB	cm	deg	1	5148.28	45.31	-10.69	54.00	29.98	34.00	18.86	30.65	154	177 Average	Left blank																																									
Freq	Level	Over	Limit	ReadAntenna	Cable	Preamp	A/Pos	T/Pos	Remark																																																																	
MHz	dBuV/m	dB	dBuV/m	dBuV	dB/m	dB	dB	cm	deg																																																																	
1	5148.28	45.31	-10.69	54.00	29.98	34.00	18.86	30.65	154	177 Average																																																																



WIFI	UNII-1 5150~5250MHz Band Edge @ 3m																																																																										
ANT	802.11a CH44 5220MHz - L																																																																										
1	Horizontal	Fundamental																																																																									
Peak	<p>Date: 1 Date: 2022-05-26</p> <p>Site : 03CH02-SZ Condition : PART 15.407 3m HF ANT_3117_0107 HORIZONTAL RSHW: 1000.000kHz VBW: 3000.000kHz Project : 211916-01 Mode : Mode 2 SN : #19 08B227012194000K Plane : Z with Accessory setting : GM power setting 16</p> <table border="1"> <thead> <tr> <th>Freq</th> <th>Level</th> <th>Over</th> <th>Limit</th> <th>ReadAntenna</th> <th>Cable</th> <th>Preamp</th> <th>A/Pos</th> <th>T/Pos</th> <th>Remark</th> </tr> <tr> <th>MHz</th> <th>dBuV/m</th> <th>dB</th> <th>dBuV/m</th> <th>dBuV</th> <th>dB/m</th> <th>dB</th> <th>dB</th> <th>ca</th> <th>deg</th> </tr> </thead> <tbody> <tr> <td>1</td> <td>1083.72</td> <td>53.17</td> <td>-20.83</td> <td>74.00</td> <td>39.87</td> <td>33.87</td> <td>18.82</td> <td>30.59</td> <td>188</td> <td>193 Peak</td> </tr> </tbody> </table>	Freq	Level	Over	Limit	ReadAntenna	Cable	Preamp	A/Pos	T/Pos	Remark	MHz	dBuV/m	dB	dBuV/m	dBuV	dB/m	dB	dB	ca	deg	1	1083.72	53.17	-20.83	74.00	39.87	33.87	18.82	30.59	188	193 Peak	<p>Date: 3 Date: 2022-05-26</p> <p>Site : 03CH02-SZ Condition : PART 15.407 3m HF ANT_3117_0107 HORIZONTAL RSHW: 1000.000kHz VBW: 3000.000kHz Project : 211916-01 Mode : Mode 2 SN : #19 08B227012194000K Plane : Z with Accessory setting : GM power setting 16</p> <table border="1"> <thead> <tr> <th>Freq</th> <th>Level</th> <th>Over</th> <th>Limit</th> <th>ReadAntenna</th> <th>Cable</th> <th>Preamp</th> <th>A/Pos</th> <th>T/Pos</th> <th>Remark</th> </tr> <tr> <th>MHz</th> <th>dBuV/m</th> <th>dB</th> <th>dBuV/m</th> <th>dBuV</th> <th>dB/m</th> <th>dB</th> <th>dB</th> <th>ca</th> <th>deg</th> </tr> </thead> <tbody> <tr> <td>1</td> <td>5220.00</td> <td>182.95</td> <td>34.65</td> <td>68.30</td> <td>89.52</td> <td>34.83</td> <td>10.13</td> <td>30.73</td> <td>108</td> <td>193 Peak</td> </tr> <tr> <td>2</td> <td>5220.00</td> <td>95.67</td> <td>.....</td> <td>82.24</td> <td>34.83</td> <td>10.13</td> <td>30.73</td> <td>108</td> <td>193</td> <td>Average</td> </tr> </tbody> </table>	Freq	Level	Over	Limit	ReadAntenna	Cable	Preamp	A/Pos	T/Pos	Remark	MHz	dBuV/m	dB	dBuV/m	dBuV	dB/m	dB	dB	ca	deg	1	5220.00	182.95	34.65	68.30	89.52	34.83	10.13	30.73	108	193 Peak	2	5220.00	95.67	82.24	34.83	10.13	30.73	108	193	Average
Freq	Level	Over	Limit	ReadAntenna	Cable	Preamp	A/Pos	T/Pos	Remark																																																																		
MHz	dBuV/m	dB	dBuV/m	dBuV	dB/m	dB	dB	ca	deg																																																																		
1	1083.72	53.17	-20.83	74.00	39.87	33.87	18.82	30.59	188	193 Peak																																																																	
Freq	Level	Over	Limit	ReadAntenna	Cable	Preamp	A/Pos	T/Pos	Remark																																																																		
MHz	dBuV/m	dB	dBuV/m	dBuV	dB/m	dB	dB	ca	deg																																																																		
1	5220.00	182.95	34.65	68.30	89.52	34.83	10.13	30.73	108	193 Peak																																																																	
2	5220.00	95.67	82.24	34.83	10.13	30.73	108	193	Average																																																																	
Avg.	<p>Date: 2 Date: 2022-05-26</p> <p>Site : 03CH02-SZ Condition : PART 15.407 AVG 3m HF ANT_3117_0107 HORIZONTAL RSHW: 1000.000kHz VBW: 1.000kHz Project : 211916-01 Mode : Mode 2 SN : #19 08B227012194000K Plane : Z with Accessory setting : GM power setting 16</p> <table border="1"> <thead> <tr> <th>Freq</th> <th>Level</th> <th>Over</th> <th>Limit</th> <th>ReadAntenna</th> <th>Cable</th> <th>Preamp</th> <th>A/Pos</th> <th>T/Pos</th> <th>Remark</th> </tr> <tr> <th>MHz</th> <th>dBuV/m</th> <th>dB</th> <th>dBuV/m</th> <th>dBuV</th> <th>dB/m</th> <th>dB</th> <th>dB</th> <th>ca</th> <th>deg</th> </tr> </thead> <tbody> <tr> <td>1</td> <td>5140.48</td> <td>43.85</td> <td>-10.97</td> <td>54.00</td> <td>29.57</td> <td>34.00</td> <td>10.00</td> <td>30.00</td> <td>100</td> <td>193 Average</td> </tr> </tbody> </table>	Freq	Level	Over	Limit	ReadAntenna	Cable	Preamp	A/Pos	T/Pos	Remark	MHz	dBuV/m	dB	dBuV/m	dBuV	dB/m	dB	dB	ca	deg	1	5140.48	43.85	-10.97	54.00	29.57	34.00	10.00	30.00	100	193 Average	Left blank																																										
Freq	Level	Over	Limit	ReadAntenna	Cable	Preamp	A/Pos	T/Pos	Remark																																																																		
MHz	dBuV/m	dB	dBuV/m	dBuV	dB/m	dB	dB	ca	deg																																																																		
1	5140.48	43.85	-10.97	54.00	29.57	34.00	10.00	30.00	100	193 Average																																																																	



WIFI	UNII-1 5150~5250MHz Band Edge @ 3m	
ANT	802.11a CH44 5220MHz - R	
1	Horizontal	Fundamental
Peak	<p> Date: 4 Date: 2022-05-26 Level (dBuV/m) Frequency (MHz) Site : 03CH02-SZ Condition : PART 15.407 3m HF ANT_3117_0107 HORIZONTAL : RBW: 1000.000kHz VBW: 3000.000kHz Project : 211916-01 Mode : Mode 2 Site : #19 08B227012194000K Plane : Z with Accessory setting : GM power setting 16 Freq Level Over Limit ReadAntenna Cable Preamp A/Pos T/Pos Remark MHz dBuV/m dB dBuV/m dBuV dB/m dB dB ce deg 1 5351.28 51.79 -22.21 74.00 37.01 34.20 10.30 30.52 100 193 Peak </p>	Left blank
Avg.	<p> Date: 5 Date: 2022-05-26 Level (dBuV/m) Frequency (MHz) Site : 03CH02-SZ Condition : PART 15.407 AVG 3m HF ANT_3117_0107 HORIZONTAL : RBW: 1000.000kHz VBW: 1.000kHz Project : 211916-01 Mode : Mode 2 Site : #19 08B227012194000K Plane : Z with Accessory setting : GM power setting 16 Freq Level Over Limit ReadAntenna Cable Preamp A/Pos T/Pos Remark MHz dBuV/m dB dBuV/m dBuV dB/m dB dB ce deg 1 5456.48 41.47 -12.53 54.00 27.45 34.20 10.30 30.56 100 193 Average </p>	Left blank

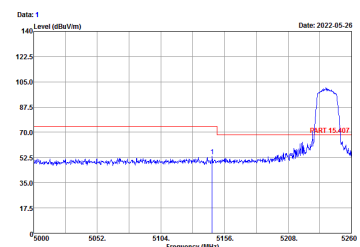
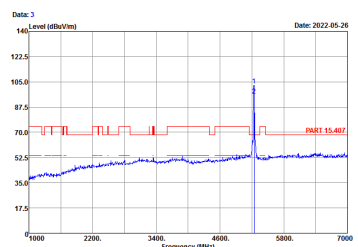
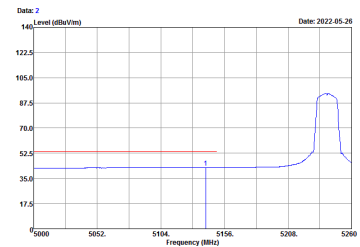


WIFI	UNII-1 5150~5250MHz Band Edge @ 3m																																																																									
ANT	802.11a CH44 5220MHz - L																																																																									
1	Vertical	Fundamental																																																																								
Peak	<p>Date: 6 Date: 2022-05-26</p> <p>Site : 03CH02-SZ Condition : PART 15.407 3m HF ANT_3117_0107 VERTICAL RSHW: 1000.000kHz VBW: 3000.000kHz Project : 211916-01 Mode : Mode 2 Site : #19 08B227012194000K Plane : Z with Accessory setting : GM power setting 15</p> <table border="1"> <thead> <tr> <th>Freq</th> <th>Level</th> <th>Over</th> <th>Limit</th> <th>ReadAntenna</th> <th>Cable</th> <th>Preamp</th> <th>A/Pos</th> <th>T/Pos</th> <th>Remark</th> </tr> <tr> <th>MHz</th> <th>dBm</th> <th>dB</th> <th>dBm</th> <th>dBm</th> <th>dB</th> <th>dB</th> <th>dB</th> <th>deg</th> <th></th> </tr> </thead> <tbody> <tr> <td>1</td> <td>5222.98</td> <td>52.79</td> <td>-11.21</td> <td>74.00</td> <td>39.36</td> <td>33.97</td> <td>18.86</td> <td>30.60</td> <td>196</td> <td>178 Peak</td> </tr> </tbody> </table>	Freq	Level	Over	Limit	ReadAntenna	Cable	Preamp	A/Pos	T/Pos	Remark	MHz	dBm	dB	dBm	dBm	dB	dB	dB	deg		1	5222.98	52.79	-11.21	74.00	39.36	33.97	18.86	30.60	196	178 Peak	<p>Date: 6 Date: 2022-05-26</p> <p>Site : 03CH02-SZ Condition : PART 15.407 3m HF ANT_3117_0107 VERTICAL RSHW: 1000.000kHz VBW: 3000.000kHz Project : 211916-01 Mode : Mode 2 Site : #19 08B227012194000K Plane : Z with Accessory setting : GM power setting 15</p> <table border="1"> <thead> <tr> <th>Freq</th> <th>Level</th> <th>Over</th> <th>Limit</th> <th>ReadAntenna</th> <th>Cable</th> <th>Preamp</th> <th>A/Pos</th> <th>T/Pos</th> <th>Remark</th> </tr> <tr> <th>MHz</th> <th>dBm</th> <th>dB</th> <th>dBm</th> <th>dBm</th> <th>dB</th> <th>dB</th> <th>dB</th> <th>deg</th> <th></th> </tr> </thead> <tbody> <tr> <td>1</td> <td>5220.00</td> <td>181.45</td> <td>33.15</td> <td>68.30</td> <td>88.82</td> <td>34.83</td> <td>19.13</td> <td>30.73</td> <td>196</td> <td>178 Peak</td> </tr> <tr> <td>2</td> <td>5220.00</td> <td>94.67</td> <td>.....</td> <td>81.24</td> <td>34.83</td> <td>10.13</td> <td>30.73</td> <td>196</td> <td>178 Average</td> </tr> </tbody> </table>	Freq	Level	Over	Limit	ReadAntenna	Cable	Preamp	A/Pos	T/Pos	Remark	MHz	dBm	dB	dBm	dBm	dB	dB	dB	deg		1	5220.00	181.45	33.15	68.30	88.82	34.83	19.13	30.73	196	178 Peak	2	5220.00	94.67	81.24	34.83	10.13	30.73	196	178 Average
Freq	Level	Over	Limit	ReadAntenna	Cable	Preamp	A/Pos	T/Pos	Remark																																																																	
MHz	dBm	dB	dBm	dBm	dB	dB	dB	deg																																																																		
1	5222.98	52.79	-11.21	74.00	39.36	33.97	18.86	30.60	196	178 Peak																																																																
Freq	Level	Over	Limit	ReadAntenna	Cable	Preamp	A/Pos	T/Pos	Remark																																																																	
MHz	dBm	dB	dBm	dBm	dB	dB	dB	deg																																																																		
1	5220.00	181.45	33.15	68.30	88.82	34.83	19.13	30.73	196	178 Peak																																																																
2	5220.00	94.67	81.24	34.83	10.13	30.73	196	178 Average																																																																	
Avg.	<p>Date: 7 Date: 2022-05-26</p> <p>Site : 03CH02-SZ Condition : PART 15.407 AVG 3m HF ANT_3117_0107 VERTICAL RSHW: 1000.000kHz VBW: 1.000kHz Project : 211916-01 Mode : Mode 2 Site : #19 08B227012194000K Plane : Z with Accessory setting : GM power setting 15</p> <table border="1"> <thead> <tr> <th>Freq</th> <th>Level</th> <th>Over</th> <th>Limit</th> <th>ReadAntenna</th> <th>Cable</th> <th>Preamp</th> <th>A/Pos</th> <th>T/Pos</th> <th>Remark</th> </tr> <tr> <th>MHz</th> <th>dBm</th> <th>dB</th> <th>dBm</th> <th>dBm</th> <th>dB</th> <th>dB</th> <th>dB</th> <th>deg</th> <th></th> </tr> </thead> <tbody> <tr> <td>1</td> <td>5093.88</td> <td>42.55</td> <td>-11.45</td> <td>54.00</td> <td>29.19</td> <td>35.90</td> <td>18.82</td> <td>30.56</td> <td>196</td> <td>178 Average</td> </tr> </tbody> </table>	Freq	Level	Over	Limit	ReadAntenna	Cable	Preamp	A/Pos	T/Pos	Remark	MHz	dBm	dB	dBm	dBm	dB	dB	dB	deg		1	5093.88	42.55	-11.45	54.00	29.19	35.90	18.82	30.56	196	178 Average	Left blank																																									
Freq	Level	Over	Limit	ReadAntenna	Cable	Preamp	A/Pos	T/Pos	Remark																																																																	
MHz	dBm	dB	dBm	dBm	dB	dB	dB	deg																																																																		
1	5093.88	42.55	-11.45	54.00	29.19	35.90	18.82	30.56	196	178 Average																																																																



WIFI	UNII-1 5150~5250MHz Band Edge @ 3m																																
ANT	802.11a CH44 5220MHz - R																																
1	Vertical	Fundamental																															
Peak	<p>Site : 03CH02-SZ Condition : PART 15.407 3m HF ANT_3117_0107 VERTICAL : RBW: 1000.000kHz VBW: 3000.000kHz Project : 211916-01 Mode : Mode 2 Site : #19 08B227012194000K Plane : Z with Accessory setting : GM power setting 16</p> <table border="1"> <thead> <tr> <th>Freq</th> <th>Level</th> <th>Over</th> <th>Limit</th> <th>ReadAntenna</th> <th>Cable</th> <th>Preamp</th> <th>A/Pos</th> <th>T/Pos</th> <th>Remark</th> </tr> <tr> <th>MHz</th> <th>dBuV/m</th> <th>dB</th> <th>dBuV/m</th> <th>dBuV</th> <th>dB/m</th> <th>dB</th> <th>dB</th> <th>deg</th> <th></th> </tr> </thead> <tbody> <tr> <td>1</td> <td>5415.94</td> <td>51.64</td> <td>-22.36</td> <td>74.00</td> <td>37.63</td> <td>34.20</td> <td>10.34</td> <td>30.53</td> <td>196</td> <td>178 Peak</td> </tr> </tbody> </table>	Freq	Level	Over	Limit	ReadAntenna	Cable	Preamp	A/Pos	T/Pos	Remark	MHz	dBuV/m	dB	dBuV/m	dBuV	dB/m	dB	dB	deg		1	5415.94	51.64	-22.36	74.00	37.63	34.20	10.34	30.53	196	178 Peak	Left blank
Freq	Level	Over	Limit	ReadAntenna	Cable	Preamp	A/Pos	T/Pos	Remark																								
MHz	dBuV/m	dB	dBuV/m	dBuV	dB/m	dB	dB	deg																									
1	5415.94	51.64	-22.36	74.00	37.63	34.20	10.34	30.53	196	178 Peak																							
Avg.	<p>Site : 03CH02-SZ Condition : PART 15.407 AVG 3m HF ANT_3117_0107 VERTICAL : RBW: 1000.000kHz VBW: 1.000kHz Project : 211916-01 Mode : Mode 2 Site : #19 08B227012194000K Plane : Z with Accessory setting : GM power setting 16</p> <table border="1"> <thead> <tr> <th>Freq</th> <th>Level</th> <th>Over</th> <th>Limit</th> <th>ReadAntenna</th> <th>Cable</th> <th>Preamp</th> <th>A/Pos</th> <th>T/Pos</th> <th>Remark</th> </tr> <tr> <th>MHz</th> <th>dBuV/m</th> <th>dB</th> <th>dBuV/m</th> <th>dBuV</th> <th>dB/m</th> <th>dB</th> <th>dB</th> <th>deg</th> <th></th> </tr> </thead> <tbody> <tr> <td>1</td> <td>5460.00</td> <td>41.45</td> <td>-12.55</td> <td>54.00</td> <td>27.43</td> <td>34.20</td> <td>10.36</td> <td>30.56</td> <td>196</td> <td>178 Average</td> </tr> </tbody> </table>	Freq	Level	Over	Limit	ReadAntenna	Cable	Preamp	A/Pos	T/Pos	Remark	MHz	dBuV/m	dB	dBuV/m	dBuV	dB/m	dB	dB	deg		1	5460.00	41.45	-12.55	54.00	27.43	34.20	10.36	30.56	196	178 Average	Left blank
Freq	Level	Over	Limit	ReadAntenna	Cable	Preamp	A/Pos	T/Pos	Remark																								
MHz	dBuV/m	dB	dBuV/m	dBuV	dB/m	dB	dB	deg																									
1	5460.00	41.45	-12.55	54.00	27.43	34.20	10.36	30.56	196	178 Average																							



WIFI	UNII-1 5150~5250MHz Band Edge @ 3m																																																																									
ANT	802.11a CH48 5240MHz - L																																																																									
1	Horizontal	Fundamental																																																																								
Peak	 <p>Date: 1 Level (dBuV/m)</p> <p>Site : 03CH02-SZ Condition : PART 15.407 3m HF ANT_3117_0107 HORIZONTAL R BW: 1000.000kHz VBW: 3000.000kHz Project : 211916-01 Mode : Mode 3 SN : #19 08B227012194000K Plane : Z with Accessory setting : GM power setting 15</p> <table border="1"> <thead> <tr> <th>Freq</th> <th>Level</th> <th>Over</th> <th>Limit</th> <th>ReadAntenna</th> <th>Cable</th> <th>Preamp</th> <th>A/Pos</th> <th>T/Pos</th> <th>Remark</th> </tr> <tr> <th>MHz</th> <th>dBuV/m</th> <th>dB</th> <th>dBuV/m</th> <th>dBuV</th> <th>dB/m</th> <th>dB</th> <th>dB</th> <th>cm</th> <th>deg</th> </tr> </thead> <tbody> <tr> <td>1</td> <td>5145.86</td> <td>53.24</td> <td>-20.76</td> <td>74.00</td> <td>39.83</td> <td>34.00</td> <td>18.86</td> <td>30.65</td> <td>189</td> <td>190 Peak</td> </tr> </tbody> </table>	Freq	Level	Over	Limit	ReadAntenna	Cable	Preamp	A/Pos	T/Pos	Remark	MHz	dBuV/m	dB	dBuV/m	dBuV	dB/m	dB	dB	cm	deg	1	5145.86	53.24	-20.76	74.00	39.83	34.00	18.86	30.65	189	190 Peak	 <p>Date: 3 Level (dBuV/m)</p> <p>Site : 03CH02-SZ Condition : PART 15.407 3m HF ANT_3117_0107 HORIZONTAL R BW: 1000.000kHz VBW: 3000.000kHz Project : 211916-01 Mode : Mode 3 SN : #19 08B227012194000K Plane : Z with Accessory setting : GM power setting 15</p> <table border="1"> <thead> <tr> <th>Freq</th> <th>Level</th> <th>Over</th> <th>Limit</th> <th>ReadAntenna</th> <th>Cable</th> <th>Preamp</th> <th>A/Pos</th> <th>T/Pos</th> <th>Remark</th> </tr> <tr> <th>MHz</th> <th>dBuV/m</th> <th>dB</th> <th>dBuV/m</th> <th>dBuV</th> <th>dB/m</th> <th>dB</th> <th>dB</th> <th>cm</th> <th>deg</th> </tr> </thead> <tbody> <tr> <td>1</td> <td>5240.00</td> <td>182.66</td> <td>34.36</td> <td>68.38</td> <td>89.89</td> <td>34.87</td> <td>19.17</td> <td>39.67</td> <td>189</td> <td>190 Peak</td> </tr> <tr> <td>2</td> <td>5240.00</td> <td>95.70</td> <td>.....</td> <td>82.13</td> <td>34.87</td> <td>10.17</td> <td>39.67</td> <td>189</td> <td>190 Average</td> </tr> </tbody> </table>	Freq	Level	Over	Limit	ReadAntenna	Cable	Preamp	A/Pos	T/Pos	Remark	MHz	dBuV/m	dB	dBuV/m	dBuV	dB/m	dB	dB	cm	deg	1	5240.00	182.66	34.36	68.38	89.89	34.87	19.17	39.67	189	190 Peak	2	5240.00	95.70	82.13	34.87	10.17	39.67	189	190 Average
Freq	Level	Over	Limit	ReadAntenna	Cable	Preamp	A/Pos	T/Pos	Remark																																																																	
MHz	dBuV/m	dB	dBuV/m	dBuV	dB/m	dB	dB	cm	deg																																																																	
1	5145.86	53.24	-20.76	74.00	39.83	34.00	18.86	30.65	189	190 Peak																																																																
Freq	Level	Over	Limit	ReadAntenna	Cable	Preamp	A/Pos	T/Pos	Remark																																																																	
MHz	dBuV/m	dB	dBuV/m	dBuV	dB/m	dB	dB	cm	deg																																																																	
1	5240.00	182.66	34.36	68.38	89.89	34.87	19.17	39.67	189	190 Peak																																																																
2	5240.00	95.70	82.13	34.87	10.17	39.67	189	190 Average																																																																	
Avg.	 <p>Date: 2 Level (dBuV/m)</p> <p>Site : 03CH02-SZ Condition : PART 15.407 AVG 3m HF ANT_3117_0107 HORIZONTAL R BW: 1000.000kHz VBW: 1.000kHz Project : 211916-01 Mode : Mode 3 SN : #19 08B227012194000K Plane : Z with Accessory setting : GM power setting 15</p> <table border="1"> <thead> <tr> <th>Freq</th> <th>Level</th> <th>Over</th> <th>Limit</th> <th>ReadAntenna</th> <th>Cable</th> <th>Preamp</th> <th>A/Pos</th> <th>T/Pos</th> <th>Remark</th> </tr> <tr> <th>MHz</th> <th>dBuV/m</th> <th>dB</th> <th>dBuV/m</th> <th>dBuV</th> <th>dB/m</th> <th>dB</th> <th>dB</th> <th>cm</th> <th>deg</th> </tr> </thead> <tbody> <tr> <td>1</td> <td>5140.66</td> <td>42.52</td> <td>-11.48</td> <td>54.00</td> <td>29.86</td> <td>34.00</td> <td>18.86</td> <td>30.68</td> <td>189</td> <td>190 Average</td> </tr> </tbody> </table>	Freq	Level	Over	Limit	ReadAntenna	Cable	Preamp	A/Pos	T/Pos	Remark	MHz	dBuV/m	dB	dBuV/m	dBuV	dB/m	dB	dB	cm	deg	1	5140.66	42.52	-11.48	54.00	29.86	34.00	18.86	30.68	189	190 Average	Left blank																																									
Freq	Level	Over	Limit	ReadAntenna	Cable	Preamp	A/Pos	T/Pos	Remark																																																																	
MHz	dBuV/m	dB	dBuV/m	dBuV	dB/m	dB	dB	cm	deg																																																																	
1	5140.66	42.52	-11.48	54.00	29.86	34.00	18.86	30.68	189	190 Average																																																																



WIFI	UNII-1 5150~5250MHz Band Edge @ 3m																																
ANT	802.11a CH48 5240MHz - R																																
1	Horizontal	Fundamental																															
Peak	<p>Site : 03CH02-SZ Condition : PART 15.407 3m HF ANT_3117_0107 HORIZONTAL : RBW: 1000.000kHz VBW: 3000.000kHz Project : 211916-01 Mode : Mode 3 Site : #19 G0B2Z7012194000K Plane : Z with Accessory setting : GM power setting 16</p> <table border="1"> <thead> <tr> <th>Freq</th> <th>Level</th> <th>Over</th> <th>Limit</th> <th>ReadAntenna</th> <th>Cable</th> <th>Preamp</th> <th>A/Pos</th> <th>T/Pos</th> <th>Remark</th> </tr> <tr> <th>MHz</th> <th>dBuV/m</th> <th>dB</th> <th>dBuV/m</th> <th>dB/m</th> <th>dB</th> <th>dB</th> <th>ca</th> <th>deg</th> <th></th> </tr> </thead> <tbody> <tr> <td>1</td> <td>5396.64</td> <td>59.74</td> <td>-23.26</td> <td>74.00</td> <td>36.73</td> <td>34.28</td> <td>18.34</td> <td>30.53</td> <td>189</td> <td>190 Peak</td> </tr> </tbody> </table>	Freq	Level	Over	Limit	ReadAntenna	Cable	Preamp	A/Pos	T/Pos	Remark	MHz	dBuV/m	dB	dBuV/m	dB/m	dB	dB	ca	deg		1	5396.64	59.74	-23.26	74.00	36.73	34.28	18.34	30.53	189	190 Peak	Left blank
Freq	Level	Over	Limit	ReadAntenna	Cable	Preamp	A/Pos	T/Pos	Remark																								
MHz	dBuV/m	dB	dBuV/m	dB/m	dB	dB	ca	deg																									
1	5396.64	59.74	-23.26	74.00	36.73	34.28	18.34	30.53	189	190 Peak																							
Avg.	<p>Site : 03CH02-SZ Condition : PART 15.407 AVG 3m HF ANT_3117_0107 HORIZONTAL : RBW: 1000.000kHz VBW: 1.000kHz Project : 211916-01 Mode : Mode 3 Site : #19 G0B2Z7012194000K Plane : Z with Accessory setting : GM power setting 16</p> <table border="1"> <thead> <tr> <th>Freq</th> <th>Level</th> <th>Over</th> <th>Limit</th> <th>ReadAntenna</th> <th>Cable</th> <th>Preamp</th> <th>A/Pos</th> <th>T/Pos</th> <th>Remark</th> </tr> <tr> <th>MHz</th> <th>dBuV/m</th> <th>dB</th> <th>dBuV/m</th> <th>dB/m</th> <th>dB</th> <th>dB</th> <th>ca</th> <th>deg</th> <th></th> </tr> </thead> <tbody> <tr> <td>1</td> <td>5459.28</td> <td>41.48</td> <td>-12.68</td> <td>54.00</td> <td>27.38</td> <td>34.28</td> <td>18.34</td> <td>30.56</td> <td>189</td> <td>190 Average</td> </tr> </tbody> </table>	Freq	Level	Over	Limit	ReadAntenna	Cable	Preamp	A/Pos	T/Pos	Remark	MHz	dBuV/m	dB	dBuV/m	dB/m	dB	dB	ca	deg		1	5459.28	41.48	-12.68	54.00	27.38	34.28	18.34	30.56	189	190 Average	Left blank
Freq	Level	Over	Limit	ReadAntenna	Cable	Preamp	A/Pos	T/Pos	Remark																								
MHz	dBuV/m	dB	dBuV/m	dB/m	dB	dB	ca	deg																									
1	5459.28	41.48	-12.68	54.00	27.38	34.28	18.34	30.56	189	190 Average																							



WIFI	UNII-1 5150~5250MHz Band Edge @ 3m																																																																										
ANT	802.11a CH48 5240MHz - L																																																																										
1	Vertical	Fundamental																																																																									
Peak	<p>Date: 6 Date: 2022-05-26</p> <p>Site : 03CH02-SZ Condition : PART 15.407 3m HF ANT_3117_0107 VERTICAL R2W: 1000.000kHz VBW: 3000.000kHz Project : 211916-01 Mode : Mode 3 SN : #19 08B227012194000K Plane : Z with Accessory setting : GM power setting 16</p> <table border="1"> <thead> <tr> <th>Freq</th> <th>Level</th> <th>Over</th> <th>Limit</th> <th>ReadAntenna</th> <th>Cable</th> <th>Preamp</th> <th>A/Pos</th> <th>T/Pos</th> <th>Remark</th> </tr> <tr> <th>MHz</th> <th>dBuV/m</th> <th>dB</th> <th>dBuV/m</th> <th>dBuV</th> <th>dB/m</th> <th>dB</th> <th>dB</th> <th>cm</th> <th>deg</th> </tr> </thead> <tbody> <tr> <td>1</td> <td>5123.76</td> <td>52.53</td> <td>-11.47</td> <td>74.00</td> <td>39.10</td> <td>33.97</td> <td>18.86</td> <td>30.68</td> <td>184</td> <td>177 Peak</td> </tr> </tbody> </table>	Freq	Level	Over	Limit	ReadAntenna	Cable	Preamp	A/Pos	T/Pos	Remark	MHz	dBuV/m	dB	dBuV/m	dBuV	dB/m	dB	dB	cm	deg	1	5123.76	52.53	-11.47	74.00	39.10	33.97	18.86	30.68	184	177 Peak	<p>Date: 8 Date: 2022-05-26</p> <p>Site : 03CH02-SZ Condition : PART 15.407 3m HF ANT_3117_0107 VERTICAL R2W: 1000.000kHz VBW: 3000.000kHz Project : 211916-01 Mode : Mode 3 SN : #19 08B227012194000K Plane : Z with Accessory setting : GM power setting 16</p> <table border="1"> <thead> <tr> <th>Freq</th> <th>Level</th> <th>Over</th> <th>Limit</th> <th>ReadAntenna</th> <th>Cable</th> <th>Preamp</th> <th>A/Pos</th> <th>T/Pos</th> <th>Remark</th> </tr> <tr> <th>MHz</th> <th>dBuV/m</th> <th>dB</th> <th>dBuV/m</th> <th>dBuV</th> <th>dB/m</th> <th>dB</th> <th>dB</th> <th>cm</th> <th>deg</th> </tr> </thead> <tbody> <tr> <td>1</td> <td>5240.00</td> <td>182.12</td> <td>33.82</td> <td>68.38</td> <td>88.55</td> <td>34.87</td> <td>19.17</td> <td>39.67</td> <td>184</td> <td>177 Peak</td> </tr> <tr> <td>2</td> <td>5240.00</td> <td>94.77</td> <td>.....</td> <td>81.28</td> <td>34.87</td> <td>10.17</td> <td>39.67</td> <td>184</td> <td>177</td> <td>Average</td> </tr> </tbody> </table>	Freq	Level	Over	Limit	ReadAntenna	Cable	Preamp	A/Pos	T/Pos	Remark	MHz	dBuV/m	dB	dBuV/m	dBuV	dB/m	dB	dB	cm	deg	1	5240.00	182.12	33.82	68.38	88.55	34.87	19.17	39.67	184	177 Peak	2	5240.00	94.77	81.28	34.87	10.17	39.67	184	177	Average
Freq	Level	Over	Limit	ReadAntenna	Cable	Preamp	A/Pos	T/Pos	Remark																																																																		
MHz	dBuV/m	dB	dBuV/m	dBuV	dB/m	dB	dB	cm	deg																																																																		
1	5123.76	52.53	-11.47	74.00	39.10	33.97	18.86	30.68	184	177 Peak																																																																	
Freq	Level	Over	Limit	ReadAntenna	Cable	Preamp	A/Pos	T/Pos	Remark																																																																		
MHz	dBuV/m	dB	dBuV/m	dBuV	dB/m	dB	dB	cm	deg																																																																		
1	5240.00	182.12	33.82	68.38	88.55	34.87	19.17	39.67	184	177 Peak																																																																	
2	5240.00	94.77	81.28	34.87	10.17	39.67	184	177	Average																																																																	
Avg.	<p>Date: 7 Date: 2022-05-26</p> <p>Site : 03CH02-SZ Condition : PART 15.407 AVG 3m HF ANT_3117_0107 VERTICAL R2W: 1000.000kHz VBW: 1.000kHz Project : 211916-01 Mode : Mode 3 SN : #19 08B227012194000K Plane : Z with Accessory setting : GM power setting 16</p> <table border="1"> <thead> <tr> <th>Freq</th> <th>Level</th> <th>Over</th> <th>Limit</th> <th>ReadAntenna</th> <th>Cable</th> <th>Preamp</th> <th>A/Pos</th> <th>T/Pos</th> <th>Remark</th> </tr> <tr> <th>MHz</th> <th>dBuV/m</th> <th>dB</th> <th>dBuV/m</th> <th>dBuV</th> <th>dB/m</th> <th>dB</th> <th>dB</th> <th>cm</th> <th>deg</th> </tr> </thead> <tbody> <tr> <td>1</td> <td>5067.08</td> <td>42.54</td> <td>-11.46</td> <td>54.00</td> <td>29.31</td> <td>35.83</td> <td>9.99</td> <td>30.59</td> <td>184</td> <td>177 Average</td> </tr> </tbody> </table>	Freq	Level	Over	Limit	ReadAntenna	Cable	Preamp	A/Pos	T/Pos	Remark	MHz	dBuV/m	dB	dBuV/m	dBuV	dB/m	dB	dB	cm	deg	1	5067.08	42.54	-11.46	54.00	29.31	35.83	9.99	30.59	184	177 Average	Left blank																																										
Freq	Level	Over	Limit	ReadAntenna	Cable	Preamp	A/Pos	T/Pos	Remark																																																																		
MHz	dBuV/m	dB	dBuV/m	dBuV	dB/m	dB	dB	cm	deg																																																																		
1	5067.08	42.54	-11.46	54.00	29.31	35.83	9.99	30.59	184	177 Average																																																																	



WIFI	UNII-1 5150~5250MHz Band Edge @ 3m																																
ANT	802.11a CH48 5240MHz - R																																
1	Vertical	Fundamental																															
Peak	<p>Site : 03CH02-SZ Condition : PART 15.407 3m HF ANT_3117_0107 VERTICAL : RBW: 1000.000kHz VBW: 3000.000kHz Project : 211916-01 Mode : Mode 3 SN : #19 08B227012194000K Plane : Z with Accessory setting : GM power setting 16</p> <table border="1"> <thead> <tr> <th>Freq</th> <th>Level</th> <th>Over</th> <th>Limit</th> <th>ReadAntenna</th> <th>Cable</th> <th>Preamp</th> <th>A/Pos</th> <th>T/Pos</th> <th>Remark</th> </tr> <tr> <th>MHz</th> <th>dBuV/m</th> <th>dB</th> <th>dBuV/m</th> <th>dBuV/m</th> <th>dB</th> <th>dB</th> <th>ca</th> <th>deg</th> <th></th> </tr> </thead> <tbody> <tr> <td>1</td> <td>5445.36</td> <td>52.14</td> <td>-21.86</td> <td>74.00</td> <td>38.11</td> <td>34.28</td> <td>38.38</td> <td>38.55</td> <td>184</td> <td>177 Peak</td> </tr> </tbody> </table>	Freq	Level	Over	Limit	ReadAntenna	Cable	Preamp	A/Pos	T/Pos	Remark	MHz	dBuV/m	dB	dBuV/m	dBuV/m	dB	dB	ca	deg		1	5445.36	52.14	-21.86	74.00	38.11	34.28	38.38	38.55	184	177 Peak	Left blank
Freq	Level	Over	Limit	ReadAntenna	Cable	Preamp	A/Pos	T/Pos	Remark																								
MHz	dBuV/m	dB	dBuV/m	dBuV/m	dB	dB	ca	deg																									
1	5445.36	52.14	-21.86	74.00	38.11	34.28	38.38	38.55	184	177 Peak																							
Avg.	<p>Site : 03CH02-SZ Condition : PART 15.407 AVG 3m HF ANT_3117_0107 VERTICAL : RBW: 1000.000kHz VBW: 1.000kHz Project : 211916-01 Mode : Mode 3 SN : #19 08B227012194000K Plane : Z with Accessory setting : GM power setting 16</p> <table border="1"> <thead> <tr> <th>Freq</th> <th>Level</th> <th>Over</th> <th>Limit</th> <th>ReadAntenna</th> <th>Cable</th> <th>Preamp</th> <th>A/Pos</th> <th>T/Pos</th> <th>Remark</th> </tr> <tr> <th>MHz</th> <th>dBuV/m</th> <th>dB</th> <th>dBuV/m</th> <th>dBuV/m</th> <th>dB</th> <th>dB</th> <th>ca</th> <th>deg</th> <th></th> </tr> </thead> <tbody> <tr> <td>1</td> <td>5448.88</td> <td>41.48</td> <td>-12.68</td> <td>54.88</td> <td>27.38</td> <td>34.28</td> <td>38.38</td> <td>38.55</td> <td>184</td> <td>177 Average</td> </tr> </tbody> </table>	Freq	Level	Over	Limit	ReadAntenna	Cable	Preamp	A/Pos	T/Pos	Remark	MHz	dBuV/m	dB	dBuV/m	dBuV/m	dB	dB	ca	deg		1	5448.88	41.48	-12.68	54.88	27.38	34.28	38.38	38.55	184	177 Average	Left blank
Freq	Level	Over	Limit	ReadAntenna	Cable	Preamp	A/Pos	T/Pos	Remark																								
MHz	dBuV/m	dB	dBuV/m	dBuV/m	dB	dB	ca	deg																									
1	5448.88	41.48	-12.68	54.88	27.38	34.28	38.38	38.55	184	177 Average																							



UNII-1 5150~5250MHz
WIFI 802.11n HT20 (Band Edge @ 3m)

WIFI	UNII-1 5150~5250MHz Band Edge @ 3m																																																																																					
ANT	802.11n HT20 CH36 5180MHz																																																																																					
1	Horizontal	Fundamental																																																																																				
Peak	<p>Date: 2022-05-26</p> <p>Site : 03CH02-SZ Condition : PART 15.407 3m HF ANT 3117 0107 HORIZONTAL RBW 1000.000kHz VBW 3000.000kHz Project : 211916-01 Mode : Mode 10 SN : #19 GBB227012194000K Plane : Z with Accessory setting : MCS9 power setting 16</p> <table border="1"> <thead> <tr> <th>Freq</th> <th>Level</th> <th>Limit</th> <th>Over</th> <th>Line</th> <th>Level Factor</th> <th>ReadAntenna</th> <th>Cable Preamp</th> <th>Loss Factor</th> <th>A/Pos</th> <th>T/Pos</th> <th>Remark</th> </tr> <tr> <th>MHz</th> <th>dBm</th> <th>dBm</th> <th>dB</th> <th>dBm</th> <th>dB</th> <th>dB</th> <th>dB</th> <th>dB</th> <th>cm</th> <th>deg</th> <th></th> </tr> </thead> <tbody> <tr> <td>1</td> <td>5148.72</td> <td>55.50</td> <td>-18.50</td> <td>74.00</td> <td>42.89</td> <td>34.00</td> <td>18.86</td> <td>30.65</td> <td>133</td> <td></td> <td>189 Peak</td> </tr> </tbody> </table>	Freq	Level	Limit	Over	Line	Level Factor	ReadAntenna	Cable Preamp	Loss Factor	A/Pos	T/Pos	Remark	MHz	dBm	dBm	dB	dBm	dB	dB	dB	dB	cm	deg		1	5148.72	55.50	-18.50	74.00	42.89	34.00	18.86	30.65	133		189 Peak	<p>Date: 2022-05-26</p> <p>Site : 03CH02-SZ Condition : PART 15.407 3m HF ANT 3117 0107 HORIZONTAL RBW 1000.000kHz VBW 3000.000kHz Project : 211916-01 Mode : Mode 10 SN : #19 GBB227012194000K Plane : Z with Accessory setting : MCS9 power setting 16</p> <table border="1"> <thead> <tr> <th>Freq</th> <th>Level</th> <th>Limit</th> <th>Over</th> <th>Line</th> <th>Level Factor</th> <th>ReadAntenna</th> <th>Cable Preamp</th> <th>Loss Factor</th> <th>A/Pos</th> <th>T/Pos</th> <th>Remark</th> </tr> <tr> <th>MHz</th> <th>dBm</th> <th>dBm</th> <th>dB</th> <th>dBm</th> <th>dB</th> <th>dB</th> <th>dB</th> <th>dB</th> <th>cm</th> <th>deg</th> <th></th> </tr> </thead> <tbody> <tr> <td>1</td> <td>5180.00</td> <td>53.26</td> <td>34.96</td> <td>68.30</td> <td>89.86</td> <td>34.00</td> <td>10.89</td> <td>30.69</td> <td>133</td> <td></td> <td>189 Peak</td> </tr> <tr> <td>2</td> <td>5180.00</td> <td>55.50</td> <td>.....</td> <td>62.15</td> <td>34.00</td> <td>10.89</td> <td>30.69</td> <td>133</td> <td></td> <td></td> <td>189 Average</td> </tr> </tbody> </table>	Freq	Level	Limit	Over	Line	Level Factor	ReadAntenna	Cable Preamp	Loss Factor	A/Pos	T/Pos	Remark	MHz	dBm	dBm	dB	dBm	dB	dB	dB	dB	cm	deg		1	5180.00	53.26	34.96	68.30	89.86	34.00	10.89	30.69	133		189 Peak	2	5180.00	55.50	62.15	34.00	10.89	30.69	133			189 Average
Freq	Level	Limit	Over	Line	Level Factor	ReadAntenna	Cable Preamp	Loss Factor	A/Pos	T/Pos	Remark																																																																											
MHz	dBm	dBm	dB	dBm	dB	dB	dB	dB	cm	deg																																																																												
1	5148.72	55.50	-18.50	74.00	42.89	34.00	18.86	30.65	133		189 Peak																																																																											
Freq	Level	Limit	Over	Line	Level Factor	ReadAntenna	Cable Preamp	Loss Factor	A/Pos	T/Pos	Remark																																																																											
MHz	dBm	dBm	dB	dBm	dB	dB	dB	dB	cm	deg																																																																												
1	5180.00	53.26	34.96	68.30	89.86	34.00	10.89	30.69	133		189 Peak																																																																											
2	5180.00	55.50	62.15	34.00	10.89	30.69	133			189 Average																																																																											
Avg.	<p>Date: 2022-05-26</p> <p>Site : 03CH02-SZ Condition : PART 15.407 AVG 3m HF ANT 3117 0107 HORIZONTAL RBW 1000.000kHz VBW 1.000kHz Project : 211916-01 Mode : Mode 10 SN : #19 GBB227012194000K Plane : Z with Accessory setting : MCS9 power setting 16</p> <table border="1"> <thead> <tr> <th>Freq</th> <th>Level</th> <th>Limit</th> <th>Over</th> <th>Line</th> <th>Level Factor</th> <th>ReadAntenna</th> <th>Cable Preamp</th> <th>Loss Factor</th> <th>A/Pos</th> <th>T/Pos</th> <th>Remark</th> </tr> <tr> <th>MHz</th> <th>dBm</th> <th>dBm</th> <th>dB</th> <th>dBm</th> <th>dB</th> <th>dB</th> <th>dB</th> <th>dB</th> <th>cm</th> <th>deg</th> <th></th> </tr> </thead> <tbody> <tr> <td>1</td> <td>5150.00</td> <td>44.08</td> <td>-9.92</td> <td>54.00</td> <td>30.67</td> <td>34.00</td> <td>18.86</td> <td>30.65</td> <td>133</td> <td></td> <td>189 Average</td> </tr> </tbody> </table>	Freq	Level	Limit	Over	Line	Level Factor	ReadAntenna	Cable Preamp	Loss Factor	A/Pos	T/Pos	Remark	MHz	dBm	dBm	dB	dBm	dB	dB	dB	dB	cm	deg		1	5150.00	44.08	-9.92	54.00	30.67	34.00	18.86	30.65	133		189 Average	Left blank																																																
Freq	Level	Limit	Over	Line	Level Factor	ReadAntenna	Cable Preamp	Loss Factor	A/Pos	T/Pos	Remark																																																																											
MHz	dBm	dBm	dB	dBm	dB	dB	dB	dB	cm	deg																																																																												
1	5150.00	44.08	-9.92	54.00	30.67	34.00	18.86	30.65	133		189 Average																																																																											



WIFI	UNII-1 5150~5250MHz Band Edge @ 3m																																																																										
ANT	802.11n HT20 CH36 5180MHz																																																																										
1	Vertical	Fundamental																																																																									
Peak	<p>Date: 4 Date: 2022-05-26</p> <p>Site : 03CH02-SZ Condition : PART 15.407 3m HF ANT_3117_0107 VERTICAL RBW: 1000.000kHz VBW: 3000.000kHz Project : 211916-01 Mode : Mode 10 SN : #19 GB227012194000K Plane : Z with Accessory setting : MCS0 power setting 16</p> <table border="1"> <thead> <tr> <th>Freq</th> <th>Level</th> <th>Over</th> <th>Limit</th> <th>ReadAntenna</th> <th>Cable</th> <th>Preamp</th> <th>A/Pos</th> <th>T/Pos</th> <th>Remark</th> </tr> <tr> <th>MHz</th> <th>dBuV/m</th> <th>dB</th> <th>dBuV/m</th> <th>dBuV</th> <th>dB/m</th> <th>dB</th> <th>dB</th> <th>cm</th> <th>deg</th> </tr> </thead> <tbody> <tr> <td>1</td> <td>5145.34</td> <td>54.43</td> <td>-19.57</td> <td>74.00</td> <td>41.02</td> <td>34.00</td> <td>18.86</td> <td>30.65</td> <td>182</td> <td>162 Peak</td> </tr> </tbody> </table>	Freq	Level	Over	Limit	ReadAntenna	Cable	Preamp	A/Pos	T/Pos	Remark	MHz	dBuV/m	dB	dBuV/m	dBuV	dB/m	dB	dB	cm	deg	1	5145.34	54.43	-19.57	74.00	41.02	34.00	18.86	30.65	182	162 Peak	<p>Date: 6 Date: 2022-05-26</p> <p>Site : 03CH02-SZ Condition : PART 15.407 3m HF ANT_3117_0107 VERTICAL RBW: 1000.000kHz VBW: 3000.000kHz Project : 211916-01 Mode : Mode 10 SN : #19 GB227012194000K Plane : Z with Accessory setting : MCS0 power setting 16</p> <table border="1"> <thead> <tr> <th>Freq</th> <th>Level</th> <th>Over</th> <th>Limit</th> <th>ReadAntenna</th> <th>Cable</th> <th>Preamp</th> <th>A/Pos</th> <th>T/Pos</th> <th>Remark</th> </tr> <tr> <th>MHz</th> <th>dBuV/m</th> <th>dB</th> <th>dBuV/m</th> <th>dBuV</th> <th>dB/m</th> <th>dB</th> <th>dB</th> <th>cm</th> <th>deg</th> </tr> </thead> <tbody> <tr> <td>1</td> <td>5180.00</td> <td>181.59</td> <td>33.29</td> <td>68.30</td> <td>88.19</td> <td>34.00</td> <td>19.09</td> <td>30.69</td> <td>182</td> <td>162 Peak</td> </tr> <tr> <td>2</td> <td>5180.00</td> <td>94.64</td> <td>.....</td> <td>.....</td> <td>81.24</td> <td>34.00</td> <td>10.09</td> <td>30.69</td> <td>182</td> <td>162 Average</td> </tr> </tbody> </table>	Freq	Level	Over	Limit	ReadAntenna	Cable	Preamp	A/Pos	T/Pos	Remark	MHz	dBuV/m	dB	dBuV/m	dBuV	dB/m	dB	dB	cm	deg	1	5180.00	181.59	33.29	68.30	88.19	34.00	19.09	30.69	182	162 Peak	2	5180.00	94.64	81.24	34.00	10.09	30.69	182	162 Average
Freq	Level	Over	Limit	ReadAntenna	Cable	Preamp	A/Pos	T/Pos	Remark																																																																		
MHz	dBuV/m	dB	dBuV/m	dBuV	dB/m	dB	dB	cm	deg																																																																		
1	5145.34	54.43	-19.57	74.00	41.02	34.00	18.86	30.65	182	162 Peak																																																																	
Freq	Level	Over	Limit	ReadAntenna	Cable	Preamp	A/Pos	T/Pos	Remark																																																																		
MHz	dBuV/m	dB	dBuV/m	dBuV	dB/m	dB	dB	cm	deg																																																																		
1	5180.00	181.59	33.29	68.30	88.19	34.00	19.09	30.69	182	162 Peak																																																																	
2	5180.00	94.64	81.24	34.00	10.09	30.69	182	162 Average																																																																	
Avg.	<p>Date: 5 Date: 2022-05-26</p> <p>Site : 03CH02-SZ Condition : PART 15.407 AVG 3m HF ANT_3117_0107 VERTICAL RBW: 1000.000kHz VBW: 1.000kHz Project : 211916-01 Mode : Mode 10 SN : #19 GB227012194000K Plane : Z with Accessory setting : MCS0 power setting 16</p> <table border="1"> <thead> <tr> <th>Freq</th> <th>Level</th> <th>Over</th> <th>Limit</th> <th>ReadAntenna</th> <th>Cable</th> <th>Preamp</th> <th>A/Pos</th> <th>T/Pos</th> <th>Remark</th> </tr> <tr> <th>MHz</th> <th>dBuV/m</th> <th>dB</th> <th>dBuV/m</th> <th>dBuV</th> <th>dB/m</th> <th>dB</th> <th>dB</th> <th>cm</th> <th>deg</th> </tr> </thead> <tbody> <tr> <td>1</td> <td>5149.58</td> <td>43.48</td> <td>-18.52</td> <td>54.00</td> <td>38.87</td> <td>34.00</td> <td>18.86</td> <td>30.65</td> <td>182</td> <td>162 Average</td> </tr> </tbody> </table>	Freq	Level	Over	Limit	ReadAntenna	Cable	Preamp	A/Pos	T/Pos	Remark	MHz	dBuV/m	dB	dBuV/m	dBuV	dB/m	dB	dB	cm	deg	1	5149.58	43.48	-18.52	54.00	38.87	34.00	18.86	30.65	182	162 Average	Left blank																																										
Freq	Level	Over	Limit	ReadAntenna	Cable	Preamp	A/Pos	T/Pos	Remark																																																																		
MHz	dBuV/m	dB	dBuV/m	dBuV	dB/m	dB	dB	cm	deg																																																																		
1	5149.58	43.48	-18.52	54.00	38.87	34.00	18.86	30.65	182	162 Average																																																																	



WIFI	UNII-1 5150~5250MHz Band Edge @ 3m																																																																													
ANT	802.11n HT20 CH44 5220MHz - L																																																																													
1	Horizontal	Fundamental																																																																												
<p>Peak</p>	<p>Date: 1 Date: 2022-05-26</p> <p>Site : 03CH02-SZ Condition : PART 15.407 3m HF ANT_3117_0107 HORIZONTAL RBW: 1000.000kHz VBW: 3000.000kHz Project : 211916-01 Mode : Mode 11 SN : #19 GB227012194000K Plane : Z with Accessory setting : MCS0 power setting 16</p> <table border="1"> <thead> <tr> <th>Freq</th> <th>Level</th> <th>Over</th> <th>Limit</th> <th>ReadAntenna</th> <th>Cable</th> <th>Preamp</th> <th>A/Pos</th> <th>T/Pos</th> <th>Remark</th> </tr> <tr> <th>MHz</th> <th>dBuV/m</th> <th>dB</th> <th>dBuV/m</th> <th>dBuV</th> <th>dB/m</th> <th>dB</th> <th>dB</th> <th>deg</th> <th></th> </tr> </thead> <tbody> <tr> <td>1</td> <td>5194.00</td> <td>52.89</td> <td>-11.11</td> <td>74.00</td> <td>39.53</td> <td>33.90</td> <td>18.82</td> <td>30.56</td> <td>111</td> <td>172</td> <td>Peak</td> </tr> </tbody> </table>	Freq	Level	Over	Limit	ReadAntenna	Cable	Preamp	A/Pos	T/Pos	Remark	MHz	dBuV/m	dB	dBuV/m	dBuV	dB/m	dB	dB	deg		1	5194.00	52.89	-11.11	74.00	39.53	33.90	18.82	30.56	111	172	Peak	<p>Date: 3 Date: 2022-05-26</p> <p>Site : 03CH02-SZ Condition : PART 15.407 3m HF ANT_3117_0107 HORIZONTAL RBW: 1000.000kHz VBW: 3000.000kHz Project : 211916-01 Mode : Mode 11 SN : #19 GB227012194000K Plane : Z with Accessory setting : MCS0 power setting 16</p> <table border="1"> <thead> <tr> <th>Freq</th> <th>Level</th> <th>Over</th> <th>Limit</th> <th>ReadAntenna</th> <th>Cable</th> <th>Preamp</th> <th>A/Pos</th> <th>T/Pos</th> <th>Remark</th> </tr> <tr> <th>MHz</th> <th>dBuV/m</th> <th>dB</th> <th>dBuV/m</th> <th>dBuV</th> <th>dB/m</th> <th>dB</th> <th>dB</th> <th>deg</th> <th></th> </tr> </thead> <tbody> <tr> <td>1</td> <td>5220.00</td> <td>182.11</td> <td>33.81</td> <td>68.30</td> <td>88.68</td> <td>34.83</td> <td>10.13</td> <td>30.73</td> <td>111</td> <td>172</td> <td>Peak</td> </tr> <tr> <td>2</td> <td>5220.00</td> <td>94.73</td> <td>.....</td> <td>.....</td> <td>81.30</td> <td>34.83</td> <td>10.13</td> <td>30.73</td> <td>111</td> <td>172</td> <td>Average</td> </tr> </tbody> </table>	Freq	Level	Over	Limit	ReadAntenna	Cable	Preamp	A/Pos	T/Pos	Remark	MHz	dBuV/m	dB	dBuV/m	dBuV	dB/m	dB	dB	deg		1	5220.00	182.11	33.81	68.30	88.68	34.83	10.13	30.73	111	172	Peak	2	5220.00	94.73	81.30	34.83	10.13	30.73	111	172	Average
Freq	Level	Over	Limit	ReadAntenna	Cable	Preamp	A/Pos	T/Pos	Remark																																																																					
MHz	dBuV/m	dB	dBuV/m	dBuV	dB/m	dB	dB	deg																																																																						
1	5194.00	52.89	-11.11	74.00	39.53	33.90	18.82	30.56	111	172	Peak																																																																			
Freq	Level	Over	Limit	ReadAntenna	Cable	Preamp	A/Pos	T/Pos	Remark																																																																					
MHz	dBuV/m	dB	dBuV/m	dBuV	dB/m	dB	dB	deg																																																																						
1	5220.00	182.11	33.81	68.30	88.68	34.83	10.13	30.73	111	172	Peak																																																																			
2	5220.00	94.73	81.30	34.83	10.13	30.73	111	172	Average																																																																			
<p>Avg.</p>	<p>Date: 2 Date: 2022-05-26</p> <p>Site : 03CH02-SZ Condition : PART 15.407 AVG 3m HF ANT_3117_0107 HORIZONTAL RBW: 1000.000kHz VBW: 1.000kHz Project : 211916-01 Mode : Mode 11 SN : #19 GB227012194000K Plane : Z with Accessory setting : MCS0 power setting 16</p> <table border="1"> <thead> <tr> <th>Freq</th> <th>Level</th> <th>Over</th> <th>Limit</th> <th>ReadAntenna</th> <th>Cable</th> <th>Preamp</th> <th>A/Pos</th> <th>T/Pos</th> <th>Remark</th> </tr> <tr> <th>MHz</th> <th>dBuV/m</th> <th>dB</th> <th>dBuV/m</th> <th>dBuV</th> <th>dB/m</th> <th>dB</th> <th>dB</th> <th>deg</th> <th></th> </tr> </thead> <tbody> <tr> <td>1</td> <td>5194.00</td> <td>42.77</td> <td>-11.23</td> <td>54.00</td> <td>29.34</td> <td>35.97</td> <td>18.00</td> <td>30.00</td> <td>111</td> <td>172</td> <td>Average</td> </tr> </tbody> </table>	Freq	Level	Over	Limit	ReadAntenna	Cable	Preamp	A/Pos	T/Pos	Remark	MHz	dBuV/m	dB	dBuV/m	dBuV	dB/m	dB	dB	deg		1	5194.00	42.77	-11.23	54.00	29.34	35.97	18.00	30.00	111	172	Average	<p>Left blank</p>																																												
Freq	Level	Over	Limit	ReadAntenna	Cable	Preamp	A/Pos	T/Pos	Remark																																																																					
MHz	dBuV/m	dB	dBuV/m	dBuV	dB/m	dB	dB	deg																																																																						
1	5194.00	42.77	-11.23	54.00	29.34	35.97	18.00	30.00	111	172	Average																																																																			



WIFI	UNII-1 5150~5250MHz Band Edge @ 3m	
ANT	802.11n HT20 CH44 5220MHz - R	
1	Horizontal	Fundamental
Peak	<p> Date: 4 Date: 2022-05-26 Site : 03CH02-SZ Condition : PART 15.407 3m HF ANT_3117_0107 HORIZONTAL : RBW: 1000.000kHz VBW: 3000.000kHz Project : 211916-01 Mode : Mode 11 SW : #19 G08227012194000K Plane : Z with Accessory setting : MCSO power setting 16 Freq Level Over Limit ReadAntenna Cable Preamp A/Pos T/Pos Remark MHz dBuV/m dB dBuV/m dBuV dB/m dB dB ce deg 1 5187.04 51.07 -22.93 74.00 37.10 34.20 10.30 30.53 111 172 Peak </p>	Left blank
Avg.	<p> Date: 5 Date: 2022-05-26 Site : 03CH02-SZ Condition : PART 15.407 AVG 3m HF ANT_3117_0107 HORIZONTAL : RBW: 1000.000kHz VBW: 1.000kHz Project : 211916-01 Mode : Mode 11 SW : #19 G08227012194000K Plane : Z with Accessory setting : MCSO power setting 16 Freq Level Over Limit ReadAntenna Cable Preamp A/Pos T/Pos Remark MHz dBuV/m dB dBuV/m dBuV dB/m dB dB ce deg 1 5460.00 41.41 -12.59 54.00 27.39 34.20 10.30 30.56 111 172 Average </p>	Left blank



WIFI	UNII-1 5150~5250MHz Band Edge @ 3m																																																																									
ANT	802.11n HT20 CH44 5220MHz - L																																																																									
1	Vertical	Fundamental																																																																								
Peak	<p>Site : 03CH02-SZ Condition : PART 15.407 3m HF ANT_3117_0107 VERTICAL Project : RW1 1000.000kHz VBW 3000.000kHz Mode : 211916-01 SN : #19 03B227012194000K Plane : Z with Accessory setting : MCS0 power setting 16</p> <table border="1"> <thead> <tr> <th>Freq</th> <th>Level</th> <th>Over</th> <th>Limit</th> <th>ReadAntenna</th> <th>Cable</th> <th>Preamp</th> <th>A/Pos</th> <th>T/Pos</th> <th>Remark</th> </tr> <tr> <th>MHz</th> <th>dBuV/m</th> <th>dB</th> <th>dBuV/m</th> <th>dBuV</th> <th>dB/m</th> <th>dB</th> <th>dB</th> <th>cm</th> <th>deg</th> </tr> </thead> <tbody> <tr> <td>1</td> <td>109.44</td> <td>52.88</td> <td>-11.12</td> <td>74.00</td> <td>39.72</td> <td>33.00</td> <td>9.99</td> <td>30.63</td> <td>202</td> <td>191 Peak</td> </tr> </tbody> </table>	Freq	Level	Over	Limit	ReadAntenna	Cable	Preamp	A/Pos	T/Pos	Remark	MHz	dBuV/m	dB	dBuV/m	dBuV	dB/m	dB	dB	cm	deg	1	109.44	52.88	-11.12	74.00	39.72	33.00	9.99	30.63	202	191 Peak	<p>Site : 03CH02-SZ Condition : PART 15.407 3m HF ANT_3117_0107 VERTICAL Project : RW1 1000.000kHz VBW 3000.000kHz Mode : 211916-01 SN : #19 03B227012194000K Plane : Z with Accessory setting : MCS0 power setting 16</p> <table border="1"> <thead> <tr> <th>Freq</th> <th>Level</th> <th>Over</th> <th>Limit</th> <th>ReadAntenna</th> <th>Cable</th> <th>Preamp</th> <th>A/Pos</th> <th>T/Pos</th> <th>Remark</th> </tr> <tr> <th>MHz</th> <th>dBuV/m</th> <th>dB</th> <th>dBuV/m</th> <th>dBuV</th> <th>dB/m</th> <th>dB</th> <th>dB</th> <th>cm</th> <th>deg</th> </tr> </thead> <tbody> <tr> <td>1</td> <td>5220.00</td> <td>100.66</td> <td>32.36</td> <td>68.30</td> <td>87.13</td> <td>34.83</td> <td>10.13</td> <td>30.73</td> <td>202</td> <td>191 Peak</td> </tr> <tr> <td>2</td> <td>5220.00</td> <td>93.67</td> <td>.....</td> <td>80.24</td> <td>34.83</td> <td>10.13</td> <td>30.73</td> <td>202</td> <td>191 Average</td> </tr> </tbody> </table>	Freq	Level	Over	Limit	ReadAntenna	Cable	Preamp	A/Pos	T/Pos	Remark	MHz	dBuV/m	dB	dBuV/m	dBuV	dB/m	dB	dB	cm	deg	1	5220.00	100.66	32.36	68.30	87.13	34.83	10.13	30.73	202	191 Peak	2	5220.00	93.67	80.24	34.83	10.13	30.73	202	191 Average
Freq	Level	Over	Limit	ReadAntenna	Cable	Preamp	A/Pos	T/Pos	Remark																																																																	
MHz	dBuV/m	dB	dBuV/m	dBuV	dB/m	dB	dB	cm	deg																																																																	
1	109.44	52.88	-11.12	74.00	39.72	33.00	9.99	30.63	202	191 Peak																																																																
Freq	Level	Over	Limit	ReadAntenna	Cable	Preamp	A/Pos	T/Pos	Remark																																																																	
MHz	dBuV/m	dB	dBuV/m	dBuV	dB/m	dB	dB	cm	deg																																																																	
1	5220.00	100.66	32.36	68.30	87.13	34.83	10.13	30.73	202	191 Peak																																																																
2	5220.00	93.67	80.24	34.83	10.13	30.73	202	191 Average																																																																	
Avg.	<p>Site : 03CH02-SZ Condition : PART 15.407 AVG 3m HF ANT_3117_0107 VERTICAL Project : RW1 1000.000kHz VBW 1.000kHz Mode : 211916-01 SN : #19 03B227012194000K Plane : Z with Accessory setting : MCS0 power setting 16</p> <table border="1"> <thead> <tr> <th>Freq</th> <th>Level</th> <th>Over</th> <th>Limit</th> <th>ReadAntenna</th> <th>Cable</th> <th>Preamp</th> <th>A/Pos</th> <th>T/Pos</th> <th>Remark</th> </tr> <tr> <th>MHz</th> <th>dBuV/m</th> <th>dB</th> <th>dBuV/m</th> <th>dBuV</th> <th>dB/m</th> <th>dB</th> <th>dB</th> <th>cm</th> <th>deg</th> </tr> </thead> <tbody> <tr> <td>1</td> <td>53.72</td> <td>42.56</td> <td>-11.44</td> <td>54.00</td> <td>29.13</td> <td>35.97</td> <td>10.00</td> <td>30.00</td> <td>202</td> <td>191 Average</td> </tr> </tbody> </table>	Freq	Level	Over	Limit	ReadAntenna	Cable	Preamp	A/Pos	T/Pos	Remark	MHz	dBuV/m	dB	dBuV/m	dBuV	dB/m	dB	dB	cm	deg	1	53.72	42.56	-11.44	54.00	29.13	35.97	10.00	30.00	202	191 Average	Left blank																																									
Freq	Level	Over	Limit	ReadAntenna	Cable	Preamp	A/Pos	T/Pos	Remark																																																																	
MHz	dBuV/m	dB	dBuV/m	dBuV	dB/m	dB	dB	cm	deg																																																																	
1	53.72	42.56	-11.44	54.00	29.13	35.97	10.00	30.00	202	191 Average																																																																



WIFI	UNII-1 5150~5250MHz Band Edge @ 3m																																
ANT	802.11n HT20 CH44 5220MHz - R																																
1	Vertical	Fundamental																															
Peak	<p>Site : 03CH02-SZ Condition : PART 15.407 3m HF ANT_3117_0107 VERTICAL : RBW: 1000.000kHz VBW: 3000.000kHz Project : 211916-01 Mode : Mode 11 SN : #19 08B227012194000K Plane : Z with Accessory setting : MCSO power setting 16</p> <table border="1"> <thead> <tr> <th>Freq</th> <th>Level</th> <th>Over</th> <th>Limit</th> <th>ReadAntenna</th> <th>Cable</th> <th>Preamp</th> <th>A/Pos</th> <th>T/Pos</th> <th>Remark</th> </tr> <tr> <th>MHz</th> <th>dBuV/m</th> <th>dB</th> <th>dBuV/m</th> <th>dBuV</th> <th>dB/m</th> <th>dB</th> <th>dB</th> <th>deg</th> <th></th> </tr> </thead> <tbody> <tr> <td>1</td> <td>5379.84</td> <td>59.43</td> <td>-23.37</td> <td>74.00</td> <td>36.66</td> <td>34.20</td> <td>38.38</td> <td>30.53</td> <td>202</td> <td>191 Peak</td> </tr> </tbody> </table>	Freq	Level	Over	Limit	ReadAntenna	Cable	Preamp	A/Pos	T/Pos	Remark	MHz	dBuV/m	dB	dBuV/m	dBuV	dB/m	dB	dB	deg		1	5379.84	59.43	-23.37	74.00	36.66	34.20	38.38	30.53	202	191 Peak	Left blank
Freq	Level	Over	Limit	ReadAntenna	Cable	Preamp	A/Pos	T/Pos	Remark																								
MHz	dBuV/m	dB	dBuV/m	dBuV	dB/m	dB	dB	deg																									
1	5379.84	59.43	-23.37	74.00	36.66	34.20	38.38	30.53	202	191 Peak																							
Avg.	<p>Site : 03CH02-SZ Condition : PART 15.407 AVG 3m HF ANT_3117_0107 VERTICAL : RBW: 1000.000kHz VBW: 1.000kHz Project : 211916-01 Mode : Mode 11 SN : #19 08B227012194000K Plane : Z with Accessory setting : MCSO power setting 16</p> <table border="1"> <thead> <tr> <th>Freq</th> <th>Level</th> <th>Over</th> <th>Limit</th> <th>ReadAntenna</th> <th>Cable</th> <th>Preamp</th> <th>A/Pos</th> <th>T/Pos</th> <th>Remark</th> </tr> <tr> <th>MHz</th> <th>dBuV/m</th> <th>dB</th> <th>dBuV/m</th> <th>dBuV</th> <th>dB/m</th> <th>dB</th> <th>dB</th> <th>deg</th> <th></th> </tr> </thead> <tbody> <tr> <td>1</td> <td>5460.00</td> <td>41.37</td> <td>-12.63</td> <td>54.00</td> <td>27.35</td> <td>34.20</td> <td>38.38</td> <td>30.56</td> <td>202</td> <td>191 Average</td> </tr> </tbody> </table>	Freq	Level	Over	Limit	ReadAntenna	Cable	Preamp	A/Pos	T/Pos	Remark	MHz	dBuV/m	dB	dBuV/m	dBuV	dB/m	dB	dB	deg		1	5460.00	41.37	-12.63	54.00	27.35	34.20	38.38	30.56	202	191 Average	Left blank
Freq	Level	Over	Limit	ReadAntenna	Cable	Preamp	A/Pos	T/Pos	Remark																								
MHz	dBuV/m	dB	dBuV/m	dBuV	dB/m	dB	dB	deg																									
1	5460.00	41.37	-12.63	54.00	27.35	34.20	38.38	30.56	202	191 Average																							



WIFI	UNII-1 5150~5250MHz Band Edge @ 3m																																																																		
ANT	802.11n HT20 CH48 5240MHz - L																																																																		
1	Horizontal	Fundamental																																																																	
Peak	<p>Site : 03CH02-SZ Condition : PART 15.407 3m HF ANT_3117_0107 HORIZONTAL Project : RW1 1000.000kHz VBW 3000.000kHz Mode : 211916-01 Mode 12 SN : #19-08B227012194000K Plane : Z with Accessory setting : MCS0 power setting 16</p> <table border="1"> <thead> <tr> <th>Freq</th> <th>Level</th> <th>Limit</th> <th>Line</th> <th>Level Factor</th> <th>Loss Factor</th> <th>Remark</th> </tr> <tr> <th>MHz</th> <th>dBuV/m</th> <th>dB</th> <th>dBuV/m</th> <th>dBuV</th> <th>dB/m</th> <th>dB</th> <th>ca</th> <th>deg</th> </tr> </thead> <tbody> <tr> <td>1</td> <td>5240.00</td> <td>53.07</td> <td>-20.93</td> <td>74.00</td> <td>39.04</td> <td>33.83</td> <td>9.99</td> <td>30.59</td> <td>188</td> <td>173 Peak</td> </tr> </tbody> </table>	Freq	Level	Limit	Line	Level Factor	Loss Factor	Remark	MHz	dBuV/m	dB	dBuV/m	dBuV	dB/m	dB	ca	deg	1	5240.00	53.07	-20.93	74.00	39.04	33.83	9.99	30.59	188	173 Peak	<p>Site : 03CH02-SZ Condition : PART 15.407 3m HF ANT_3117_0107 HORIZONTAL Project : RW1 1000.000kHz VBW 3000.000kHz Mode : 211916-01 Mode 12 SN : #19-08B227012194000K Plane : Z with Accessory setting : MCS0 power setting 16</p> <table border="1"> <thead> <tr> <th>Freq</th> <th>Level</th> <th>Limit</th> <th>Line</th> <th>Level Factor</th> <th>Loss Factor</th> <th>Remark</th> </tr> <tr> <th>MHz</th> <th>dBuV/m</th> <th>dB</th> <th>dBuV/m</th> <th>dBuV</th> <th>dB/m</th> <th>dB</th> <th>ca</th> <th>deg</th> </tr> </thead> <tbody> <tr> <td>1</td> <td>5240.00</td> <td>102.24</td> <td>33.94</td> <td>68.30</td> <td>88.67</td> <td>34.87</td> <td>10.17</td> <td>30.67</td> <td>108</td> <td>173 Peak</td> </tr> <tr> <td>2</td> <td>5240.00</td> <td>94.76</td> <td>.....</td> <td>.....</td> <td>81.19</td> <td>34.87</td> <td>10.17</td> <td>30.67</td> <td>108</td> <td>173 Average</td> </tr> </tbody> </table>	Freq	Level	Limit	Line	Level Factor	Loss Factor	Remark	MHz	dBuV/m	dB	dBuV/m	dBuV	dB/m	dB	ca	deg	1	5240.00	102.24	33.94	68.30	88.67	34.87	10.17	30.67	108	173 Peak	2	5240.00	94.76	81.19	34.87	10.17	30.67	108	173 Average
Freq	Level	Limit	Line	Level Factor	Loss Factor	Remark																																																													
MHz	dBuV/m	dB	dBuV/m	dBuV	dB/m	dB	ca	deg																																																											
1	5240.00	53.07	-20.93	74.00	39.04	33.83	9.99	30.59	188	173 Peak																																																									
Freq	Level	Limit	Line	Level Factor	Loss Factor	Remark																																																													
MHz	dBuV/m	dB	dBuV/m	dBuV	dB/m	dB	ca	deg																																																											
1	5240.00	102.24	33.94	68.30	88.67	34.87	10.17	30.67	108	173 Peak																																																									
2	5240.00	94.76	81.19	34.87	10.17	30.67	108	173 Average																																																									
Avg.	<p>Site : 03CH02-SZ Condition : PART 15.407 3m HF ANT_3117_0107 HORIZONTAL Project : RW1 1000.000kHz VBW 3000.000kHz Mode : 211916-01 Mode 12 SN : #19-08B227012194000K Plane : Z with Accessory setting : MCS0 power setting 16</p> <table border="1"> <thead> <tr> <th>Freq</th> <th>Level</th> <th>Limit</th> <th>Line</th> <th>Level Factor</th> <th>Loss Factor</th> <th>Remark</th> </tr> <tr> <th>MHz</th> <th>dBuV/m</th> <th>dB</th> <th>dBuV/m</th> <th>dBuV</th> <th>dB/m</th> <th>dB</th> <th>ca</th> <th>deg</th> </tr> </thead> <tbody> <tr> <td>1</td> <td>5240.00</td> <td>53.07</td> <td>-20.93</td> <td>74.00</td> <td>39.04</td> <td>33.83</td> <td>9.99</td> <td>30.59</td> <td>188</td> <td>173 Peak</td> </tr> </tbody> </table>	Freq	Level	Limit	Line	Level Factor	Loss Factor	Remark	MHz	dBuV/m	dB	dBuV/m	dBuV	dB/m	dB	ca	deg	1	5240.00	53.07	-20.93	74.00	39.04	33.83	9.99	30.59	188	173 Peak	Left blank																																						
Freq	Level	Limit	Line	Level Factor	Loss Factor	Remark																																																													
MHz	dBuV/m	dB	dBuV/m	dBuV	dB/m	dB	ca	deg																																																											
1	5240.00	53.07	-20.93	74.00	39.04	33.83	9.99	30.59	188	173 Peak																																																									



WIFI	UNII-1 5150~5250MHz Band Edge @ 3m	
ANT	802.11n HT20 CH48 5240MHz - R	
1	Horizontal	Fundamental
Peak	<p> Date: 4 Date: 2022-05-26 Level (dBuV/m) Frequency (MHz) Site : 03CH02-SZ Condition : PART 15.407 3m HF ANT_3117_0107 HORIZONTAL : RBW: 1000.000kHz VBW: 3000.000kHz Project : 211916-01 Mode : Mode 12 Site : #19 03E227019194000K Plane : Z with Accessory setting : MCSO power setting 16 Freq Level Over Limit ReadAntenna Cable Preamp A/Pos T/Pos Remark dBuV/m dB dBuV/m dBuV dB/m dB dB ce deg 1 5388.00 59.87 -23.13 74.00 36.00 34.20 10.30 30.53 100 173 Peak </p>	Left blank
Avg.	<p> Date: 5 Date: 2022-05-26 Level (dBuV/m) Frequency (MHz) Site : 03CH02-SZ Condition : PART 15.407 AVG 3m HF ANT_3117_0107 HORIZONTAL : RBW: 1000.000kHz VBW: 1.000kHz Project : 211916-01 Mode : Mode 12 Site : #19 03E227019194000K Plane : Z with Accessory setting : MCSO power setting 16 Freq Level Over Limit ReadAntenna Cable Preamp A/Pos T/Pos Remark dBuV/m dB dBuV/m dBuV dB/m dB dB ce deg 1 5460.00 41.36 -12.62 54.00 27.36 34.20 10.30 30.56 100 173 Average </p>	Left blank



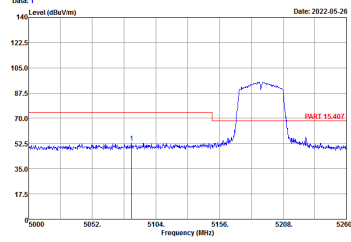
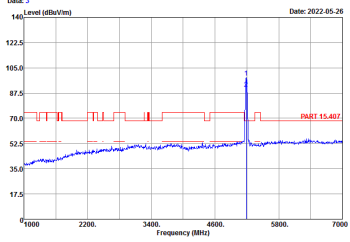
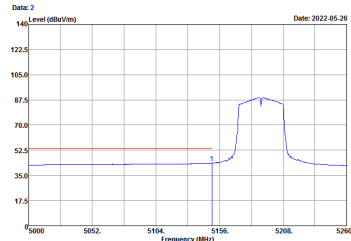
WIFI	UNII-1 5150~5250MHz Band Edge @ 3m																																																																										
ANT	802.11n HT20 CH48 5240MHz - L																																																																										
1	Vertical	Fundamental																																																																									
Peak	<p>Site : 03CH02-SZ Condition : PART 15.407 3m HF ANT_3117_0107 VERTICAL Project : R2W1 1000.000kHz VBW 3000.000kHz Mode : 211916-01 SN : #19 08227012194000K Plane : Z with Accessory setting : MCSO power setting 16</p> <table border="1"> <thead> <tr> <th>Freq</th> <th>Level</th> <th>Over</th> <th>Limit</th> <th>ReadAntenna</th> <th>Cable</th> <th>Preamp</th> <th>A/Pos</th> <th>T/Pos</th> <th>Remark</th> </tr> <tr> <th>MHz</th> <th>dBuV/m</th> <th>dB</th> <th>dBuV/m</th> <th>dBuV</th> <th>dB/m</th> <th>dB</th> <th>dB</th> <th>cm</th> <th>deg</th> </tr> </thead> <tbody> <tr> <td>1</td> <td>1066.38</td> <td>52.59</td> <td>-21.41</td> <td>74.00</td> <td>39.48</td> <td>33.83</td> <td>9.99</td> <td>38.63</td> <td>283</td> <td>174 Peak</td> </tr> </tbody> </table>	Freq	Level	Over	Limit	ReadAntenna	Cable	Preamp	A/Pos	T/Pos	Remark	MHz	dBuV/m	dB	dBuV/m	dBuV	dB/m	dB	dB	cm	deg	1	1066.38	52.59	-21.41	74.00	39.48	33.83	9.99	38.63	283	174 Peak	<p>Site : 03CH02-SZ Condition : PART 15.407 3m HF ANT_3117_0107 VERTICAL Project : R2W1 1000.000kHz VBW 3000.000kHz Mode : 211916-01 SN : #19 08227012194000K Plane : Z with Accessory setting : MCSO power setting 16</p> <table border="1"> <thead> <tr> <th>Freq</th> <th>Level</th> <th>Over</th> <th>Limit</th> <th>ReadAntenna</th> <th>Cable</th> <th>Preamp</th> <th>A/Pos</th> <th>T/Pos</th> <th>Remark</th> </tr> <tr> <th>MHz</th> <th>dBuV/m</th> <th>dB</th> <th>dBuV/m</th> <th>dBuV</th> <th>dB/m</th> <th>dB</th> <th>dB</th> <th>cm</th> <th>deg</th> </tr> </thead> <tbody> <tr> <td>1</td> <td>5240.00</td> <td>181.44</td> <td>33.14</td> <td>68.38</td> <td>87.87</td> <td>34.87</td> <td>19.17</td> <td>39.67</td> <td>283</td> <td>174 Peak</td> </tr> <tr> <td>2</td> <td>5240.00</td> <td>93.68</td> <td>.....</td> <td>89.11</td> <td>34.87</td> <td>19.17</td> <td>39.67</td> <td>283</td> <td>174</td> <td>Average</td> </tr> </tbody> </table>	Freq	Level	Over	Limit	ReadAntenna	Cable	Preamp	A/Pos	T/Pos	Remark	MHz	dBuV/m	dB	dBuV/m	dBuV	dB/m	dB	dB	cm	deg	1	5240.00	181.44	33.14	68.38	87.87	34.87	19.17	39.67	283	174 Peak	2	5240.00	93.68	89.11	34.87	19.17	39.67	283	174	Average
Freq	Level	Over	Limit	ReadAntenna	Cable	Preamp	A/Pos	T/Pos	Remark																																																																		
MHz	dBuV/m	dB	dBuV/m	dBuV	dB/m	dB	dB	cm	deg																																																																		
1	1066.38	52.59	-21.41	74.00	39.48	33.83	9.99	38.63	283	174 Peak																																																																	
Freq	Level	Over	Limit	ReadAntenna	Cable	Preamp	A/Pos	T/Pos	Remark																																																																		
MHz	dBuV/m	dB	dBuV/m	dBuV	dB/m	dB	dB	cm	deg																																																																		
1	5240.00	181.44	33.14	68.38	87.87	34.87	19.17	39.67	283	174 Peak																																																																	
2	5240.00	93.68	89.11	34.87	19.17	39.67	283	174	Average																																																																	
Avg.	<p>Site : 03CH02-SZ Condition : PART 15.407 AVG 3m HF ANT_3117_0107 VERTICAL Project : R2W1 1000.000kHz VBW 1.000kHz Mode : 211916-01 SN : #19 08227012194000K Plane : Z with Accessory setting : MCSO power setting 16</p> <table border="1"> <thead> <tr> <th>Freq</th> <th>Level</th> <th>Over</th> <th>Limit</th> <th>ReadAntenna</th> <th>Cable</th> <th>Preamp</th> <th>A/Pos</th> <th>T/Pos</th> <th>Remark</th> </tr> <tr> <th>MHz</th> <th>dBuV/m</th> <th>dB</th> <th>dBuV/m</th> <th>dBuV</th> <th>dB/m</th> <th>dB</th> <th>dB</th> <th>cm</th> <th>deg</th> </tr> </thead> <tbody> <tr> <td>1</td> <td>5188.42</td> <td>42.58</td> <td>-11.58</td> <td>54.88</td> <td>29.11</td> <td>35.93</td> <td>18.82</td> <td>38.56</td> <td>283</td> <td>174 Average</td> </tr> </tbody> </table>	Freq	Level	Over	Limit	ReadAntenna	Cable	Preamp	A/Pos	T/Pos	Remark	MHz	dBuV/m	dB	dBuV/m	dBuV	dB/m	dB	dB	cm	deg	1	5188.42	42.58	-11.58	54.88	29.11	35.93	18.82	38.56	283	174 Average	Left blank																																										
Freq	Level	Over	Limit	ReadAntenna	Cable	Preamp	A/Pos	T/Pos	Remark																																																																		
MHz	dBuV/m	dB	dBuV/m	dBuV	dB/m	dB	dB	cm	deg																																																																		
1	5188.42	42.58	-11.58	54.88	29.11	35.93	18.82	38.56	283	174 Average																																																																	



WIFI	UNII-1 5150~5250MHz Band Edge @ 3m	
ANT	802.11n HT20 CH48 5240MHz - R	
1	Vertical	Fundamental
Peak	<p> Date: 9 Date: 2022-05-26 Level (dBuV/m) Frequency (MHz) Site : 03CH02-SZ Condition : PART 15.407 3m HF ANT_3117_0107 VERTICAL : RBW: 1000.000kHz VBW: 3000.000kHz Project : 211916-01 Mode : Mode 12 Site : #19 03E227019194000K Plane : Z with Accessory setting : MCS0 power setting 16 Freq Level Over Limit ReadAntenna Cable Preamp A/Pos T/Pos Remark dB dBuV/m dB dBuV/m dBuV dB/m dB dB ce deg 1 5393.04 51.01 -22.99 74.00 37.00 34.20 38.34 30.53 203 174 Peak </p>	Left blank
Avg.	<p> Date: 10 Date: 2022-05-26 Level (dBuV/m) Frequency (MHz) Site : 03CH02-SZ Condition : PART 15.407 AVG 3m HF ANT_3117_0107 VERTICAL : RBW: 1000.000kHz VBW: 1.000kHz Project : 211916-01 Mode : Mode 12 Site : #19 03E227019194000K Plane : Z with Accessory setting : MCS0 power setting 16 Freq Level Over Limit ReadAntenna Cable Preamp A/Pos T/Pos Remark dB dBuV/m dB dBuV/m dBuV dB/m dB dB ce deg 1 5460.00 41.41 -12.59 54.00 27.39 34.20 38.36 30.56 203 174 Average </p>	Left blank



UNII-1 5150~5250MHz
WIFI 802.11n HT40 (Band Edge @ 3m)

WIFI	UNII-1 5150~5250MHz Band Edge @ 3m																																																																											
ANT	802.11n HT40 CH38 5190MHz - L																																																																											
1	Horizontal	Fundamental																																																																										
Peak	 <p>Date: 2022-05-26</p> <p>Site : 03CH02-SZ Condition : PART 15.407 3m HF ANT 3117 0107 HORIZONTAL RBW 1000.000kHz VBW 3000.000kHz Project : 211916-01 Mode : Mode 19 SN : #19 GBB227012194000K Plane : Z with Accessory setting : MCS9 power setting 15</p> <table border="1"> <thead> <tr> <th>Freq</th> <th>Level</th> <th>Limit</th> <th>Over</th> <th>Line</th> <th>Level Factor</th> <th>ReadAntenna</th> <th>Cable Preamp</th> <th>A/Pos</th> <th>T/Pos</th> <th>Remark</th> </tr> <tr> <th>MHz</th> <th>dBuV/m</th> <th>dB</th> <th>dBuV/m</th> <th>dBuV</th> <th>dB/m</th> <th>dB</th> <th>dB</th> <th>cm</th> <th>deg</th> <th></th> </tr> </thead> <tbody> <tr> <td>1</td> <td>1083.98</td> <td>52.88</td> <td>-21.12</td> <td>74.00</td> <td>39.58</td> <td>33.87</td> <td>18.82</td> <td>30.59</td> <td>100</td> <td>178 Peak</td> </tr> </tbody> </table>	Freq	Level	Limit	Over	Line	Level Factor	ReadAntenna	Cable Preamp	A/Pos	T/Pos	Remark	MHz	dBuV/m	dB	dBuV/m	dBuV	dB/m	dB	dB	cm	deg		1	1083.98	52.88	-21.12	74.00	39.58	33.87	18.82	30.59	100	178 Peak	 <p>Date: 2022-05-26</p> <p>Site : 03CH02-SZ Condition : PART 15.407 3m HF ANT 3117 0107 HORIZONTAL RBW 1000.000kHz VBW 3000.000kHz Project : 211916-01 Mode : Mode 19 SN : #19 GBB227012194000K Plane : Z with Accessory setting : MCS9 power setting 15</p> <table border="1"> <thead> <tr> <th>Freq</th> <th>Level</th> <th>Limit</th> <th>Line</th> <th>Level Factor</th> <th>ReadAntenna</th> <th>Cable Preamp</th> <th>A/Pos</th> <th>T/Pos</th> <th>Remark</th> </tr> <tr> <th>MHz</th> <th>dBuV/m</th> <th>dB</th> <th>dBuV/m</th> <th>dBuV</th> <th>dB/m</th> <th>dB</th> <th>dB</th> <th>cm</th> <th>deg</th> </tr> </thead> <tbody> <tr> <td>1</td> <td>5190.00</td> <td>98.21</td> <td>29.91</td> <td>68.30</td> <td>84.81</td> <td>34.00</td> <td>10.89</td> <td>30.69</td> <td>100</td> <td>178 Peak</td> </tr> <tr> <td>2</td> <td>5190.00</td> <td>106.65</td> <td>.....</td> <td>77.24</td> <td>34.00</td> <td>10.89</td> <td>30.69</td> <td>100</td> <td>178 Average</td> </tr> </tbody> </table>	Freq	Level	Limit	Line	Level Factor	ReadAntenna	Cable Preamp	A/Pos	T/Pos	Remark	MHz	dBuV/m	dB	dBuV/m	dBuV	dB/m	dB	dB	cm	deg	1	5190.00	98.21	29.91	68.30	84.81	34.00	10.89	30.69	100	178 Peak	2	5190.00	106.65	77.24	34.00	10.89	30.69	100	178 Average
Freq	Level	Limit	Over	Line	Level Factor	ReadAntenna	Cable Preamp	A/Pos	T/Pos	Remark																																																																		
MHz	dBuV/m	dB	dBuV/m	dBuV	dB/m	dB	dB	cm	deg																																																																			
1	1083.98	52.88	-21.12	74.00	39.58	33.87	18.82	30.59	100	178 Peak																																																																		
Freq	Level	Limit	Line	Level Factor	ReadAntenna	Cable Preamp	A/Pos	T/Pos	Remark																																																																			
MHz	dBuV/m	dB	dBuV/m	dBuV	dB/m	dB	dB	cm	deg																																																																			
1	5190.00	98.21	29.91	68.30	84.81	34.00	10.89	30.69	100	178 Peak																																																																		
2	5190.00	106.65	77.24	34.00	10.89	30.69	100	178 Average																																																																			
Avg.	 <p>Date: 2022-05-26</p> <p>Site : 03CH02-SZ Condition : PART 15.407 AVG 3m HF ANT 3117 0107 HORIZONTAL RBW 1000.000kHz VBW 3.000kHz Project : 211916-01 Mode : Mode 19 SN : #19 GBB227012194000K Plane : Z with Accessory setting : MCS9 power setting 15</p> <table border="1"> <thead> <tr> <th>Freq</th> <th>Level</th> <th>Limit</th> <th>Line</th> <th>Level Factor</th> <th>ReadAntenna</th> <th>Cable Preamp</th> <th>A/Pos</th> <th>T/Pos</th> <th>Remark</th> </tr> <tr> <th>MHz</th> <th>dBuV/m</th> <th>dB</th> <th>dBuV/m</th> <th>dBuV</th> <th>dB/m</th> <th>dB</th> <th>dB</th> <th>cm</th> <th>deg</th> </tr> </thead> <tbody> <tr> <td>1</td> <td>5149.76</td> <td>43.54</td> <td>-18.46</td> <td>54.00</td> <td>38.13</td> <td>34.00</td> <td>18.86</td> <td>30.65</td> <td>100</td> <td>178 Average</td> </tr> </tbody> </table>	Freq	Level	Limit	Line	Level Factor	ReadAntenna	Cable Preamp	A/Pos	T/Pos	Remark	MHz	dBuV/m	dB	dBuV/m	dBuV	dB/m	dB	dB	cm	deg	1	5149.76	43.54	-18.46	54.00	38.13	34.00	18.86	30.65	100	178 Average	Left blank																																											
Freq	Level	Limit	Line	Level Factor	ReadAntenna	Cable Preamp	A/Pos	T/Pos	Remark																																																																			
MHz	dBuV/m	dB	dBuV/m	dBuV	dB/m	dB	dB	cm	deg																																																																			
1	5149.76	43.54	-18.46	54.00	38.13	34.00	18.86	30.65	100	178 Average																																																																		

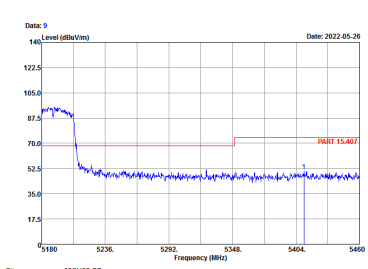
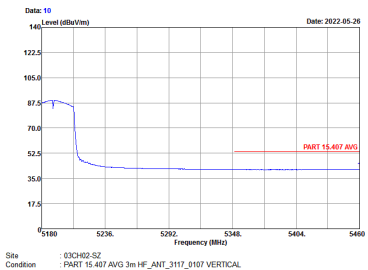


WIFI	UNII-1 5150~5250MHz Band Edge @ 3m																																
ANT	802.11n HT40 CH38 5190MHz - R																																
1	Horizontal	Fundamental																															
Peak	<p>Site : 03CH02-SZ Condition : PART 15.407 3m HF ANT_3117_0107 HORIZONTAL : RBW: 1000.000kHz VBW: 3000.000kHz Project : 211916-01 Mode : 19 Site : #19 080227012194000K Plane : Z with Accessory setting : MCS0 power setting 15</p> <table border="1"> <thead> <tr> <th>Freq</th> <th>Level</th> <th>Over</th> <th>Limit</th> <th>ReadAntenna</th> <th>Cable</th> <th>Preamp</th> <th>A/Pos</th> <th>T/Pos</th> <th>Remark</th> </tr> <tr> <th>MHz</th> <th>dBuV/m</th> <th>dB</th> <th>dBuV/m</th> <th>dBuV</th> <th>dB/m</th> <th>dB</th> <th>ca</th> <th>deg</th> <th></th> </tr> </thead> <tbody> <tr> <td>1</td> <td>5355.00</td> <td>49.81</td> <td>-24.19</td> <td>74.00</td> <td>35.83</td> <td>34.20</td> <td>10.30</td> <td>30.52</td> <td>100</td> <td>178 Peak</td> </tr> </tbody> </table>	Freq	Level	Over	Limit	ReadAntenna	Cable	Preamp	A/Pos	T/Pos	Remark	MHz	dBuV/m	dB	dBuV/m	dBuV	dB/m	dB	ca	deg		1	5355.00	49.81	-24.19	74.00	35.83	34.20	10.30	30.52	100	178 Peak	Left blank
Freq	Level	Over	Limit	ReadAntenna	Cable	Preamp	A/Pos	T/Pos	Remark																								
MHz	dBuV/m	dB	dBuV/m	dBuV	dB/m	dB	ca	deg																									
1	5355.00	49.81	-24.19	74.00	35.83	34.20	10.30	30.52	100	178 Peak																							
Avg.	<p>Site : 03CH02-SZ Condition : PART 15.407 AVG 3m HF ANT_3117_0107 HORIZONTAL : RBW: 1000.000kHz VBW: 3.000kHz Project : 211916-01 Mode : 19 Site : #19 080227012194000K Plane : Z with Accessory setting : MCS0 power setting 15</p> <table border="1"> <thead> <tr> <th>Freq</th> <th>Level</th> <th>Over</th> <th>Limit</th> <th>ReadAntenna</th> <th>Cable</th> <th>Preamp</th> <th>A/Pos</th> <th>T/Pos</th> <th>Remark</th> </tr> <tr> <th>MHz</th> <th>dBuV/m</th> <th>dB</th> <th>dBuV/m</th> <th>dBuV</th> <th>dB/m</th> <th>dB</th> <th>ca</th> <th>deg</th> <th></th> </tr> </thead> <tbody> <tr> <td>1</td> <td>5459.72</td> <td>41.51</td> <td>-12.49</td> <td>54.00</td> <td>27.49</td> <td>34.20</td> <td>10.30</td> <td>30.56</td> <td>100</td> <td>178 Average</td> </tr> </tbody> </table>	Freq	Level	Over	Limit	ReadAntenna	Cable	Preamp	A/Pos	T/Pos	Remark	MHz	dBuV/m	dB	dBuV/m	dBuV	dB/m	dB	ca	deg		1	5459.72	41.51	-12.49	54.00	27.49	34.20	10.30	30.56	100	178 Average	Left blank
Freq	Level	Over	Limit	ReadAntenna	Cable	Preamp	A/Pos	T/Pos	Remark																								
MHz	dBuV/m	dB	dBuV/m	dBuV	dB/m	dB	ca	deg																									
1	5459.72	41.51	-12.49	54.00	27.49	34.20	10.30	30.56	100	178 Average																							



WIFI	UNII-1 5150~5250MHz Band Edge @ 3m																																																																									
ANT	802.11n HT40 CH38 5190MHz - L																																																																									
1	Vertical	Fundamental																																																																								
Peak	<p>Site : 03CH02-SZ Condition : PART 15.407 3m HF ANT_3117_0107 VERTICAL Project : RSW:1000.000kHz VBW:3000.000kHz Mode : 211916-01 SN : #19 08E227012194000K Plane : Z with Accessory setting : MCSO power setting 15</p> <table border="1"> <thead> <tr> <th>Freq</th> <th>Level</th> <th>Over</th> <th>Limit</th> <th>ReadAntenna</th> <th>Cable</th> <th>Preamp</th> <th>A/Pos</th> <th>T/Pos</th> <th>Remark</th> </tr> <tr> <th>MHz</th> <th>dBm/MHz</th> <th>dB</th> <th>dBm/MHz</th> <th>dBm</th> <th>dB</th> <th>dB</th> <th>ca</th> <th>deg</th> <th></th> </tr> </thead> <tbody> <tr> <td>1</td> <td>5148.46</td> <td>53.02</td> <td>-20.98</td> <td>74.00</td> <td>39.61</td> <td>34.00</td> <td>18.86</td> <td>30.65</td> <td>219</td> <td>190 Peak</td> </tr> </tbody> </table>	Freq	Level	Over	Limit	ReadAntenna	Cable	Preamp	A/Pos	T/Pos	Remark	MHz	dBm/MHz	dB	dBm/MHz	dBm	dB	dB	ca	deg		1	5148.46	53.02	-20.98	74.00	39.61	34.00	18.86	30.65	219	190 Peak	<p>Site : 03CH02-SZ Condition : PART 15.407 3m HF ANT_3117_0107 VERTICAL Project : RSW:1000.000kHz VBW:3000.000kHz Mode : 211916-01 SN : #19 08E227012194000K Plane : Z with Accessory setting : MCSO power setting 15</p> <table border="1"> <thead> <tr> <th>Freq</th> <th>Level</th> <th>Over</th> <th>Limit</th> <th>ReadAntenna</th> <th>Cable</th> <th>Preamp</th> <th>A/Pos</th> <th>T/Pos</th> <th>Remark</th> </tr> <tr> <th>MHz</th> <th>dBm/MHz</th> <th>dB</th> <th>dBm/MHz</th> <th>dBm</th> <th>dB</th> <th>dB</th> <th>ca</th> <th>deg</th> <th></th> </tr> </thead> <tbody> <tr> <td>1</td> <td>5190.00</td> <td>87.84</td> <td>29.54</td> <td>68.30</td> <td>84.44</td> <td>34.00</td> <td>19.09</td> <td>30.69</td> <td>219</td> <td>190 Peak</td> </tr> <tr> <td>2</td> <td>5190.00</td> <td>89.97</td> <td>.....</td> <td>76.57</td> <td>34.00</td> <td>10.09</td> <td>30.69</td> <td>219</td> <td>190 Average</td> </tr> </tbody> </table>	Freq	Level	Over	Limit	ReadAntenna	Cable	Preamp	A/Pos	T/Pos	Remark	MHz	dBm/MHz	dB	dBm/MHz	dBm	dB	dB	ca	deg		1	5190.00	87.84	29.54	68.30	84.44	34.00	19.09	30.69	219	190 Peak	2	5190.00	89.97	76.57	34.00	10.09	30.69	219	190 Average
Freq	Level	Over	Limit	ReadAntenna	Cable	Preamp	A/Pos	T/Pos	Remark																																																																	
MHz	dBm/MHz	dB	dBm/MHz	dBm	dB	dB	ca	deg																																																																		
1	5148.46	53.02	-20.98	74.00	39.61	34.00	18.86	30.65	219	190 Peak																																																																
Freq	Level	Over	Limit	ReadAntenna	Cable	Preamp	A/Pos	T/Pos	Remark																																																																	
MHz	dBm/MHz	dB	dBm/MHz	dBm	dB	dB	ca	deg																																																																		
1	5190.00	87.84	29.54	68.30	84.44	34.00	19.09	30.69	219	190 Peak																																																																
2	5190.00	89.97	76.57	34.00	10.09	30.69	219	190 Average																																																																	
Avg.	<p>Site : 03CH02-SZ Condition : PART 15.407 AVG 3m HF ANT_3117_0107 VERTICAL Project : RSW:1000.000kHz VBW:3000.000kHz Mode : 211916-01 SN : #19 08E227012194000K Plane : Z with Accessory setting : MCSO power setting 15</p> <table border="1"> <thead> <tr> <th>Freq</th> <th>Level</th> <th>Over</th> <th>Limit</th> <th>ReadAntenna</th> <th>Cable</th> <th>Preamp</th> <th>A/Pos</th> <th>T/Pos</th> <th>Remark</th> </tr> <tr> <th>MHz</th> <th>dBm/MHz</th> <th>dB</th> <th>dBm/MHz</th> <th>dBm</th> <th>dB</th> <th>dB</th> <th>ca</th> <th>deg</th> <th></th> </tr> </thead> <tbody> <tr> <td>1</td> <td>5190.00</td> <td>43.42</td> <td>-10.58</td> <td>54.00</td> <td>38.81</td> <td>34.00</td> <td>18.86</td> <td>30.65</td> <td>219</td> <td>190 Average</td> </tr> </tbody> </table>	Freq	Level	Over	Limit	ReadAntenna	Cable	Preamp	A/Pos	T/Pos	Remark	MHz	dBm/MHz	dB	dBm/MHz	dBm	dB	dB	ca	deg		1	5190.00	43.42	-10.58	54.00	38.81	34.00	18.86	30.65	219	190 Average	Left blank																																									
Freq	Level	Over	Limit	ReadAntenna	Cable	Preamp	A/Pos	T/Pos	Remark																																																																	
MHz	dBm/MHz	dB	dBm/MHz	dBm	dB	dB	ca	deg																																																																		
1	5190.00	43.42	-10.58	54.00	38.81	34.00	18.86	30.65	219	190 Average																																																																



WIFI	UNII-1 5150~5250MHz Band Edge @ 3m																						
ANT	802.11n HT40 CH38 5190MHz - R																						
1	Vertical	Fundamental																					
Peak	 <p>Site : 03CH02-SZ Condition : PART 15.407 3m HF ANT_3117_0107 VERTICAL : RBW: 1000.000kHz VBW: 3000.000kHz Project : 211916-01 Mode : Mode 19 Site : #19 080227012194000K Plane : Z with Accessory setting : MCSO power setting 15</p> <table border="1"> <thead> <tr> <th>Freq</th> <th>Level</th> <th>Limit</th> <th>Line</th> <th>Level Factor</th> <th>Loss Factor</th> <th>Remark</th> </tr> <tr> <th>MHz</th> <th>dBuV/m</th> <th>dB</th> <th>dBuV/m</th> <th>dB/m</th> <th>dB</th> <th>ca deg</th> </tr> </thead> <tbody> <tr> <td>1</td> <td>5411.00</td> <td>59.78</td> <td>-23.22</td> <td>74.00</td> <td>36.77</td> <td>34.28 18.34 30.53 219 190 Peak</td> </tr> </tbody> </table>	Freq	Level	Limit	Line	Level Factor	Loss Factor	Remark	MHz	dBuV/m	dB	dBuV/m	dB/m	dB	ca deg	1	5411.00	59.78	-23.22	74.00	36.77	34.28 18.34 30.53 219 190 Peak	Left blank
Freq	Level	Limit	Line	Level Factor	Loss Factor	Remark																	
MHz	dBuV/m	dB	dBuV/m	dB/m	dB	ca deg																	
1	5411.00	59.78	-23.22	74.00	36.77	34.28 18.34 30.53 219 190 Peak																	
Avg.	 <p>Site : 03CH02-SZ Condition : PART 15.407 AVG 3m HF ANT_3117_0107 VERTICAL : RBW: 1000.000kHz VBW: 3.000kHz Project : 211916-01 Mode : Mode 19 Site : #19 080227012194000K Plane : Z with Accessory setting : MCSO power setting 15</p> <table border="1"> <thead> <tr> <th>Freq</th> <th>Level</th> <th>Limit</th> <th>Line</th> <th>Level Factor</th> <th>Loss Factor</th> <th>Remark</th> </tr> <tr> <th>MHz</th> <th>dBuV/m</th> <th>dB</th> <th>dBuV/m</th> <th>dB/m</th> <th>dB</th> <th>ca deg</th> </tr> </thead> <tbody> <tr> <td>1</td> <td>5468.00</td> <td>41.58</td> <td>-12.58</td> <td>54.00</td> <td>27.48</td> <td>34.28 18.34 30.56 219 190 Average</td> </tr> </tbody> </table>	Freq	Level	Limit	Line	Level Factor	Loss Factor	Remark	MHz	dBuV/m	dB	dBuV/m	dB/m	dB	ca deg	1	5468.00	41.58	-12.58	54.00	27.48	34.28 18.34 30.56 219 190 Average	Left blank
Freq	Level	Limit	Line	Level Factor	Loss Factor	Remark																	
MHz	dBuV/m	dB	dBuV/m	dB/m	dB	ca deg																	
1	5468.00	41.58	-12.58	54.00	27.48	34.28 18.34 30.56 219 190 Average																	

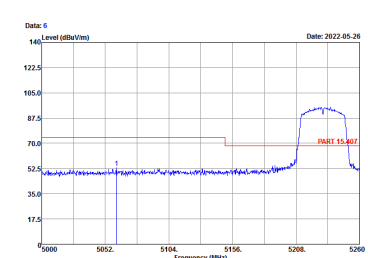
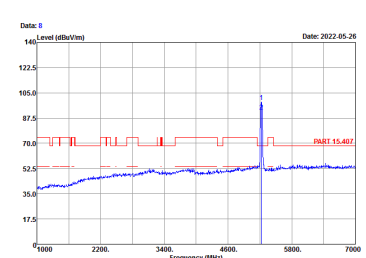
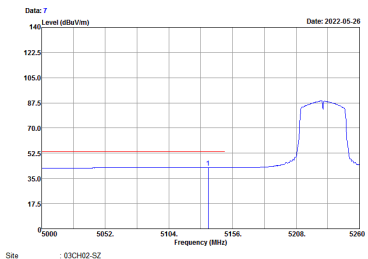


WIFI	UNII-1 5150~5250MHz Band Edge @ 3m																																																																									
ANT	802.11n HT40 CH46 5230MHz - L																																																																									
1	Horizontal	Fundamental																																																																								
Peak	<p>Site : 03CH02-SZ Condition : PART 15.407 3m HF ANT_3117_0107 HORIZONTAL Project : 211916-01 Mode : Mode 20 SN : #19 08B227012194000K Plane : Z with Accessory setting : MCS0 power setting 15</p> <table border="1"> <thead> <tr> <th>Freq</th> <th>Level</th> <th>Over</th> <th>Limit</th> <th>ReadAntenna</th> <th>Cable</th> <th>Preamp</th> <th>A/Pos</th> <th>T/Pos</th> <th>Remark</th> </tr> <tr> <th>MHz</th> <th>dBuV/m</th> <th>dB</th> <th>dBuV/m</th> <th>dBuV</th> <th>dB/m</th> <th>dB</th> <th>dB</th> <th>cm</th> <th>deg</th> </tr> </thead> <tbody> <tr> <td>1</td> <td>5126.62</td> <td>53.87</td> <td>-20.93</td> <td>74.00</td> <td>39.64</td> <td>33.97</td> <td>18.86</td> <td>30.60</td> <td>114</td> <td>172 Peak</td> </tr> </tbody> </table>	Freq	Level	Over	Limit	ReadAntenna	Cable	Preamp	A/Pos	T/Pos	Remark	MHz	dBuV/m	dB	dBuV/m	dBuV	dB/m	dB	dB	cm	deg	1	5126.62	53.87	-20.93	74.00	39.64	33.97	18.86	30.60	114	172 Peak	<p>Site : 03CH02-SZ Condition : PART 15.407 3m HF ANT_3117_0107 HORIZONTAL Project : 211916-01 Mode : Mode 20 SN : #19 08B227012194000K Plane : Z with Accessory setting : MCS0 power setting 15</p> <table border="1"> <thead> <tr> <th>Freq</th> <th>Level</th> <th>Over</th> <th>Limit</th> <th>ReadAntenna</th> <th>Cable</th> <th>Preamp</th> <th>A/Pos</th> <th>T/Pos</th> <th>Remark</th> </tr> <tr> <th>MHz</th> <th>dBuV/m</th> <th>dB</th> <th>dBuV/m</th> <th>dBuV</th> <th>dB/m</th> <th>dB</th> <th>dB</th> <th>cm</th> <th>deg</th> </tr> </thead> <tbody> <tr> <td>1</td> <td>5230.00</td> <td>59.16</td> <td>30.86</td> <td>68.30</td> <td>85.43</td> <td>34.87</td> <td>10.13</td> <td>30.67</td> <td>114</td> <td>172 Peak</td> </tr> <tr> <td>2</td> <td>5230.00</td> <td>91.70</td> <td>.....</td> <td>78.25</td> <td>34.87</td> <td>10.13</td> <td>30.67</td> <td>114</td> <td>172 Average</td> </tr> </tbody> </table>	Freq	Level	Over	Limit	ReadAntenna	Cable	Preamp	A/Pos	T/Pos	Remark	MHz	dBuV/m	dB	dBuV/m	dBuV	dB/m	dB	dB	cm	deg	1	5230.00	59.16	30.86	68.30	85.43	34.87	10.13	30.67	114	172 Peak	2	5230.00	91.70	78.25	34.87	10.13	30.67	114	172 Average
Freq	Level	Over	Limit	ReadAntenna	Cable	Preamp	A/Pos	T/Pos	Remark																																																																	
MHz	dBuV/m	dB	dBuV/m	dBuV	dB/m	dB	dB	cm	deg																																																																	
1	5126.62	53.87	-20.93	74.00	39.64	33.97	18.86	30.60	114	172 Peak																																																																
Freq	Level	Over	Limit	ReadAntenna	Cable	Preamp	A/Pos	T/Pos	Remark																																																																	
MHz	dBuV/m	dB	dBuV/m	dBuV	dB/m	dB	dB	cm	deg																																																																	
1	5230.00	59.16	30.86	68.30	85.43	34.87	10.13	30.67	114	172 Peak																																																																
2	5230.00	91.70	78.25	34.87	10.13	30.67	114	172 Average																																																																	
Avg.	<p>Site : 03CH02-SZ Condition : PART 15.407 AVG 3m HF ANT_3117_0107 HORIZONTAL Project : 211916-01 Mode : Mode 20 SN : #19 08B227012194000K Plane : Z with Accessory setting : MCS0 power setting 15</p> <table border="1"> <thead> <tr> <th>Freq</th> <th>Level</th> <th>Over</th> <th>Limit</th> <th>ReadAntenna</th> <th>Cable</th> <th>Preamp</th> <th>A/Pos</th> <th>T/Pos</th> <th>Remark</th> </tr> <tr> <th>MHz</th> <th>dBuV/m</th> <th>dB</th> <th>dBuV/m</th> <th>dBuV</th> <th>dB/m</th> <th>dB</th> <th>dB</th> <th>cm</th> <th>deg</th> </tr> </thead> <tbody> <tr> <td>1</td> <td>5130.58</td> <td>42.70</td> <td>-11.30</td> <td>54.00</td> <td>29.27</td> <td>35.97</td> <td>18.86</td> <td>30.60</td> <td>114</td> <td>172 Average</td> </tr> </tbody> </table>	Freq	Level	Over	Limit	ReadAntenna	Cable	Preamp	A/Pos	T/Pos	Remark	MHz	dBuV/m	dB	dBuV/m	dBuV	dB/m	dB	dB	cm	deg	1	5130.58	42.70	-11.30	54.00	29.27	35.97	18.86	30.60	114	172 Average	Left blank																																									
Freq	Level	Over	Limit	ReadAntenna	Cable	Preamp	A/Pos	T/Pos	Remark																																																																	
MHz	dBuV/m	dB	dBuV/m	dBuV	dB/m	dB	dB	cm	deg																																																																	
1	5130.58	42.70	-11.30	54.00	29.27	35.97	18.86	30.60	114	172 Average																																																																



WIFI	UNII-1 5150~5250MHz Band Edge @ 3m																																
ANT	802.11n HT40 CH46 5230MHz - R																																
1	Horizontal	Fundamental																															
Peak	<p>Site : 03CH02-SZ Condition : PART 15.407 3m HF ANT_3117_0107 HORIZONTAL : RBW: 1000.000kHz VBW: 3000.000kHz Project : 211916-01 Mode : Mode 20 SW : #19 08B227019194000K Plane : Z with Accessory setting : MCS0 power setting 15</p> <table border="1"> <thead> <tr> <th>Freq</th> <th>Level</th> <th>Over</th> <th>Limit</th> <th>ReadAntenna</th> <th>Cable</th> <th>Preamp</th> <th>A/Pos</th> <th>T/Pos</th> <th>Remark</th> </tr> <tr> <th>MHz</th> <th>dBuV/m</th> <th>dB</th> <th>dBuV/m</th> <th>dBuV/m</th> <th>dB</th> <th>dB</th> <th>ca</th> <th>deg</th> <th></th> </tr> </thead> <tbody> <tr> <td>1</td> <td>5433.36</td> <td>52.78</td> <td>-11.22</td> <td>74.00</td> <td>38.75</td> <td>34.28</td> <td>18.38</td> <td>38.55</td> <td>114</td> <td>172 Peak</td> </tr> </tbody> </table>	Freq	Level	Over	Limit	ReadAntenna	Cable	Preamp	A/Pos	T/Pos	Remark	MHz	dBuV/m	dB	dBuV/m	dBuV/m	dB	dB	ca	deg		1	5433.36	52.78	-11.22	74.00	38.75	34.28	18.38	38.55	114	172 Peak	Left blank
Freq	Level	Over	Limit	ReadAntenna	Cable	Preamp	A/Pos	T/Pos	Remark																								
MHz	dBuV/m	dB	dBuV/m	dBuV/m	dB	dB	ca	deg																									
1	5433.36	52.78	-11.22	74.00	38.75	34.28	18.38	38.55	114	172 Peak																							
Avg.	<p>Site : 03CH02-SZ Condition : PART 15.407 AVG 3m HF ANT_3117_0107 HORIZONTAL : RBW: 1000.000kHz VBW: 3000.000kHz Project : 211916-01 Mode : Mode 20 SW : #19 08B227019194000K Plane : Z with Accessory setting : MCS0 power setting 15</p> <table border="1"> <thead> <tr> <th>Freq</th> <th>Level</th> <th>Over</th> <th>Limit</th> <th>ReadAntenna</th> <th>Cable</th> <th>Preamp</th> <th>A/Pos</th> <th>T/Pos</th> <th>Remark</th> </tr> <tr> <th>MHz</th> <th>dBuV/m</th> <th>dB</th> <th>dBuV/m</th> <th>dBuV/m</th> <th>dB</th> <th>dB</th> <th>ca</th> <th>deg</th> <th></th> </tr> </thead> <tbody> <tr> <td>1</td> <td>5459.28</td> <td>41.39</td> <td>-12.61</td> <td>54.00</td> <td>27.37</td> <td>34.28</td> <td>18.38</td> <td>38.56</td> <td>114</td> <td>172 Average</td> </tr> </tbody> </table>	Freq	Level	Over	Limit	ReadAntenna	Cable	Preamp	A/Pos	T/Pos	Remark	MHz	dBuV/m	dB	dBuV/m	dBuV/m	dB	dB	ca	deg		1	5459.28	41.39	-12.61	54.00	27.37	34.28	18.38	38.56	114	172 Average	Left blank
Freq	Level	Over	Limit	ReadAntenna	Cable	Preamp	A/Pos	T/Pos	Remark																								
MHz	dBuV/m	dB	dBuV/m	dBuV/m	dB	dB	ca	deg																									
1	5459.28	41.39	-12.61	54.00	27.37	34.28	18.38	38.56	114	172 Average																							



WIFI	UNII-1 5150~5250MHz Band Edge @ 3m																																																																									
ANT	802.11n HT40 CH46 5230MHz - L																																																																									
1	Vertical	Fundamental																																																																								
Peak	 <p>Date: 6 Date: 2022-05-26</p> <p>Site : 03CH02-SZ Condition : PART 15.407 3m HF ANT_3117_0107 VERTICAL RBW: 1000.000kHz VBW: 3000.000kHz Project : 211916-01 Mode : Mode 20 Site : #19 08B227012194000K Plane : Z with Accessory setting : MCSO power setting 15</p> <table border="1"> <thead> <tr> <th>Freq</th> <th>Level</th> <th>Over</th> <th>Limit</th> <th>ReadAntenna</th> <th>Cable</th> <th>Preamp</th> <th>A/Pos</th> <th>T/Pos</th> <th>Remark</th> </tr> <tr> <th>MHz</th> <th>dBuV/m</th> <th>dB</th> <th>dBuV/m</th> <th>dBuV</th> <th>dB/m</th> <th>dB</th> <th>dB</th> <th>cm</th> <th>deg</th> </tr> </thead> <tbody> <tr> <td>1</td> <td>1061.10</td> <td>53.09</td> <td>-20.91</td> <td>74.00</td> <td>39.00</td> <td>33.43</td> <td>9.99</td> <td>30.63</td> <td>198</td> <td>192 Peak</td> </tr> </tbody> </table>	Freq	Level	Over	Limit	ReadAntenna	Cable	Preamp	A/Pos	T/Pos	Remark	MHz	dBuV/m	dB	dBuV/m	dBuV	dB/m	dB	dB	cm	deg	1	1061.10	53.09	-20.91	74.00	39.00	33.43	9.99	30.63	198	192 Peak	 <p>Date: 8 Date: 2022-05-26</p> <p>Site : 03CH02-SZ Condition : PART 15.407 3m HF ANT_3117_0107 VERTICAL RBW: 1000.000kHz VBW: 3000.000kHz Project : 211916-01 Mode : Mode 20 Site : #19 08B227012194000K Plane : Z with Accessory setting : MCSO power setting 15</p> <table border="1"> <thead> <tr> <th>Freq</th> <th>Level</th> <th>Over</th> <th>Limit</th> <th>ReadAntenna</th> <th>Cable</th> <th>Preamp</th> <th>A/Pos</th> <th>T/Pos</th> <th>Remark</th> </tr> <tr> <th>MHz</th> <th>dBuV/m</th> <th>dB</th> <th>dBuV/m</th> <th>dBuV</th> <th>dB/m</th> <th>dB</th> <th>dB</th> <th>cm</th> <th>deg</th> </tr> </thead> <tbody> <tr> <td>1</td> <td>5230.00</td> <td>88.55</td> <td>30.25</td> <td>68.30</td> <td>85.82</td> <td>34.87</td> <td>10.13</td> <td>30.67</td> <td>198</td> <td>192 Peak</td> </tr> <tr> <td>2</td> <td>5230.00</td> <td>91.84</td> <td>.....</td> <td>78.31</td> <td>34.87</td> <td>10.13</td> <td>30.67</td> <td>198</td> <td>192 Average</td> </tr> </tbody> </table>	Freq	Level	Over	Limit	ReadAntenna	Cable	Preamp	A/Pos	T/Pos	Remark	MHz	dBuV/m	dB	dBuV/m	dBuV	dB/m	dB	dB	cm	deg	1	5230.00	88.55	30.25	68.30	85.82	34.87	10.13	30.67	198	192 Peak	2	5230.00	91.84	78.31	34.87	10.13	30.67	198	192 Average
Freq	Level	Over	Limit	ReadAntenna	Cable	Preamp	A/Pos	T/Pos	Remark																																																																	
MHz	dBuV/m	dB	dBuV/m	dBuV	dB/m	dB	dB	cm	deg																																																																	
1	1061.10	53.09	-20.91	74.00	39.00	33.43	9.99	30.63	198	192 Peak																																																																
Freq	Level	Over	Limit	ReadAntenna	Cable	Preamp	A/Pos	T/Pos	Remark																																																																	
MHz	dBuV/m	dB	dBuV/m	dBuV	dB/m	dB	dB	cm	deg																																																																	
1	5230.00	88.55	30.25	68.30	85.82	34.87	10.13	30.67	198	192 Peak																																																																
2	5230.00	91.84	78.31	34.87	10.13	30.67	198	192 Average																																																																	
Avg.	 <p>Date: 7 Date: 2022-05-26</p> <p>Site : 03CH02-SZ Condition : PART 15.407 AVG 3m HF ANT_3117_0107 VERTICAL RBW: 1000.000kHz VBW: 3.000kHz Project : 211916-01 Mode : Mode 20 Site : #19 08B227012194000K Plane : Z with Accessory setting : MCSO power setting 15</p> <table border="1"> <thead> <tr> <th>Freq</th> <th>Level</th> <th>Over</th> <th>Limit</th> <th>ReadAntenna</th> <th>Cable</th> <th>Preamp</th> <th>A/Pos</th> <th>T/Pos</th> <th>Remark</th> </tr> <tr> <th>MHz</th> <th>dBuV/m</th> <th>dB</th> <th>dBuV/m</th> <th>dBuV</th> <th>dB/m</th> <th>dB</th> <th>dB</th> <th>cm</th> <th>deg</th> </tr> </thead> <tbody> <tr> <td>1</td> <td>5195.98</td> <td>42.59</td> <td>-11.41</td> <td>54.00</td> <td>29.16</td> <td>55.97</td> <td>10.00</td> <td>30.00</td> <td>198</td> <td>192 Average</td> </tr> </tbody> </table>	Freq	Level	Over	Limit	ReadAntenna	Cable	Preamp	A/Pos	T/Pos	Remark	MHz	dBuV/m	dB	dBuV/m	dBuV	dB/m	dB	dB	cm	deg	1	5195.98	42.59	-11.41	54.00	29.16	55.97	10.00	30.00	198	192 Average	Left blank																																									
Freq	Level	Over	Limit	ReadAntenna	Cable	Preamp	A/Pos	T/Pos	Remark																																																																	
MHz	dBuV/m	dB	dBuV/m	dBuV	dB/m	dB	dB	cm	deg																																																																	
1	5195.98	42.59	-11.41	54.00	29.16	55.97	10.00	30.00	198	192 Average																																																																



WIFI	UNII-1 5150~5250MHz Band Edge @ 3m																																
ANT	802.11n HT40 CH46 5230MHz - R																																
1	Vertical	Fundamental																															
Peak	<p>Date: 9 Date: 2022-05-26</p> <p>Site : 03CH02-SZ Condition : PART 15.407 3m HF ANT_3117_0107 VERTICAL : RBW: 1000.000kHz VBW: 3000.000kHz Project : 211916-01 Mode : Mode 20 SW : #19 08B227019194000K Plane : Z with Accessory setting : MCS0 power setting 15</p> <table border="1"> <thead> <tr> <th>Freq</th> <th>Level</th> <th>Over</th> <th>Limit</th> <th>ReadAntenna</th> <th>Cable</th> <th>Preamp</th> <th>A/Pos</th> <th>T/Pos</th> <th>Remark</th> </tr> <tr> <th>MHz</th> <th>dBuV/m</th> <th>dB</th> <th>dBuV/m</th> <th>dBuV</th> <th>dB/m</th> <th>dB</th> <th>dB</th> <th>deg</th> <th></th> </tr> </thead> <tbody> <tr> <td>1</td> <td>5379.94</td> <td>51.29</td> <td>-22.71</td> <td>74.00</td> <td>37.32</td> <td>34.28</td> <td>18.38</td> <td>38.53</td> <td>198</td> <td>192 Peak</td> </tr> </tbody> </table>	Freq	Level	Over	Limit	ReadAntenna	Cable	Preamp	A/Pos	T/Pos	Remark	MHz	dBuV/m	dB	dBuV/m	dBuV	dB/m	dB	dB	deg		1	5379.94	51.29	-22.71	74.00	37.32	34.28	18.38	38.53	198	192 Peak	Left blank
Freq	Level	Over	Limit	ReadAntenna	Cable	Preamp	A/Pos	T/Pos	Remark																								
MHz	dBuV/m	dB	dBuV/m	dBuV	dB/m	dB	dB	deg																									
1	5379.94	51.29	-22.71	74.00	37.32	34.28	18.38	38.53	198	192 Peak																							
Avg.	<p>Date: 10 Date: 2022-05-26</p> <p>Site : 03CH02-SZ Condition : PART 15.407 AVG 3m HF ANT_3117_0107 VERTICAL : RBW: 1000.000kHz VBW: 3.000kHz Project : 211916-01 Mode : Mode 20 SW : #19 08B227019194000K Plane : Z with Accessory setting : MCS0 power setting 15</p> <table border="1"> <thead> <tr> <th>Freq</th> <th>Level</th> <th>Over</th> <th>Limit</th> <th>ReadAntenna</th> <th>Cable</th> <th>Preamp</th> <th>A/Pos</th> <th>T/Pos</th> <th>Remark</th> </tr> <tr> <th>MHz</th> <th>dBuV/m</th> <th>dB</th> <th>dBuV/m</th> <th>dBuV</th> <th>dB/m</th> <th>dB</th> <th>dB</th> <th>deg</th> <th></th> </tr> </thead> <tbody> <tr> <td>1</td> <td>5459.28</td> <td>41.42</td> <td>-12.58</td> <td>54.00</td> <td>27.48</td> <td>34.28</td> <td>18.38</td> <td>38.56</td> <td>198</td> <td>192 Average</td> </tr> </tbody> </table>	Freq	Level	Over	Limit	ReadAntenna	Cable	Preamp	A/Pos	T/Pos	Remark	MHz	dBuV/m	dB	dBuV/m	dBuV	dB/m	dB	dB	deg		1	5459.28	41.42	-12.58	54.00	27.48	34.28	18.38	38.56	198	192 Average	Left blank
Freq	Level	Over	Limit	ReadAntenna	Cable	Preamp	A/Pos	T/Pos	Remark																								
MHz	dBuV/m	dB	dBuV/m	dBuV	dB/m	dB	dB	deg																									
1	5459.28	41.42	-12.58	54.00	27.48	34.28	18.38	38.56	198	192 Average																							



UNII-1 5150~5250MHz
WIFI 802.11ac VHT80 (Band Edge @ 3m)

WIFI	UNII-1 5150~5250MHz Band Edge @ 3m																																																																									
ANT	802.11ac VHT80 CH42 5210MHz - L																																																																									
1	Horizontal	Fundamental																																																																								
Peak	<p>Date: 1 Date: 2022-05-24</p> <p>Site : 03CH02-SZ Condition : PART 15.407 3m HP ANT 3117 0107 HORIZONTAL RBW 1000.000kHz VBW 3000.000kHz Project : 211916-01 Mode : Mode 25 SN : #19 G8B227012194000K Plane : Y with Accessory setting : MCS0 power setting 14</p> <table border="1"> <thead> <tr> <th>Freq</th> <th>Level</th> <th>Limit</th> <th>Line</th> <th>Level Factor</th> <th>Loss Factor</th> <th>A/Pos</th> <th>T/Pos</th> <th>Remark</th> </tr> <tr> <th>MHz</th> <th>dBuV/m</th> <th>dB</th> <th>dBuV/m</th> <th>dBuV</th> <th>dB/m</th> <th>dB</th> <th>cm</th> <th>deg</th> </tr> </thead> <tbody> <tr> <td>1</td> <td>5111.02</td> <td>53.41</td> <td>-20.59</td> <td>74.00</td> <td>49.82</td> <td>33.93</td> <td>18.82</td> <td>30.56</td> <td>148</td> <td>187</td> <td>Peak</td> </tr> </tbody> </table>	Freq	Level	Limit	Line	Level Factor	Loss Factor	A/Pos	T/Pos	Remark	MHz	dBuV/m	dB	dBuV/m	dBuV	dB/m	dB	cm	deg	1	5111.02	53.41	-20.59	74.00	49.82	33.93	18.82	30.56	148	187	Peak	<p>Date: 3 Date: 2022-05-24</p> <p>Site : 03CH02-SZ Condition : PART 15.407 3m HP ANT 3117 0107 HORIZONTAL RBW 1000.000kHz VBW 3000.000kHz Project : 211916-01 Mode : Mode 25 SN : #19 G8B227012194000K Plane : Y with Accessory setting : MCS0 power setting 14</p> <table border="1"> <thead> <tr> <th>Freq</th> <th>Level</th> <th>Limit</th> <th>Line</th> <th>Level Factor</th> <th>Loss Factor</th> <th>A/Pos</th> <th>T/Pos</th> <th>Remark</th> </tr> <tr> <th>MHz</th> <th>dBuV/m</th> <th>dB</th> <th>dBuV/m</th> <th>dBuV</th> <th>dB/m</th> <th>dB</th> <th>cm</th> <th>deg</th> </tr> </thead> <tbody> <tr> <td>1</td> <td>5210.00</td> <td>93.13</td> <td>24.83</td> <td>68.30</td> <td>79.70</td> <td>34.83</td> <td>10.13</td> <td>30.73</td> <td>148</td> <td>187</td> <td>Peak</td> </tr> <tr> <td>2</td> <td>5210.00</td> <td>85.39</td> <td>.....</td> <td>71.96</td> <td>26.40</td> <td>10.13</td> <td>30.73</td> <td>148</td> <td>187</td> <td>.....</td> <td>Average</td> </tr> </tbody> </table>	Freq	Level	Limit	Line	Level Factor	Loss Factor	A/Pos	T/Pos	Remark	MHz	dBuV/m	dB	dBuV/m	dBuV	dB/m	dB	cm	deg	1	5210.00	93.13	24.83	68.30	79.70	34.83	10.13	30.73	148	187	Peak	2	5210.00	85.39	71.96	26.40	10.13	30.73	148	187	Average
Freq	Level	Limit	Line	Level Factor	Loss Factor	A/Pos	T/Pos	Remark																																																																		
MHz	dBuV/m	dB	dBuV/m	dBuV	dB/m	dB	cm	deg																																																																		
1	5111.02	53.41	-20.59	74.00	49.82	33.93	18.82	30.56	148	187	Peak																																																															
Freq	Level	Limit	Line	Level Factor	Loss Factor	A/Pos	T/Pos	Remark																																																																		
MHz	dBuV/m	dB	dBuV/m	dBuV	dB/m	dB	cm	deg																																																																		
1	5210.00	93.13	24.83	68.30	79.70	34.83	10.13	30.73	148	187	Peak																																																															
2	5210.00	85.39	71.96	26.40	10.13	30.73	148	187	Average																																																															
Avg.	<p>Date: 2 Date: 2022-05-24</p> <p>Site : 03CH02-SZ Condition : PART 15.407 AVG 3m HP ANT 3117 0107 HORIZONTAL RBW 1000.000kHz VBW 3000.000kHz Project : 211916-01 Mode : Mode 25 SN : #19 G8B227012194000K Plane : Y with Accessory setting : MCS0 power setting 14</p> <table border="1"> <thead> <tr> <th>Freq</th> <th>Level</th> <th>Limit</th> <th>Line</th> <th>Level Factor</th> <th>Loss Factor</th> <th>A/Pos</th> <th>T/Pos</th> <th>Remark</th> </tr> <tr> <th>MHz</th> <th>dBuV/m</th> <th>dB</th> <th>dBuV/m</th> <th>dBuV</th> <th>dB/m</th> <th>dB</th> <th>cm</th> <th>deg</th> </tr> </thead> <tbody> <tr> <td>1</td> <td>5150.00</td> <td>43.37</td> <td>-10.63</td> <td>54.00</td> <td>29.96</td> <td>34.00</td> <td>10.86</td> <td>30.65</td> <td>148</td> <td>187</td> <td>Average</td> </tr> </tbody> </table>	Freq	Level	Limit	Line	Level Factor	Loss Factor	A/Pos	T/Pos	Remark	MHz	dBuV/m	dB	dBuV/m	dBuV	dB/m	dB	cm	deg	1	5150.00	43.37	-10.63	54.00	29.96	34.00	10.86	30.65	148	187	Average	Left blank																																										
Freq	Level	Limit	Line	Level Factor	Loss Factor	A/Pos	T/Pos	Remark																																																																		
MHz	dBuV/m	dB	dBuV/m	dBuV	dB/m	dB	cm	deg																																																																		
1	5150.00	43.37	-10.63	54.00	29.96	34.00	10.86	30.65	148	187	Average																																																															



WIFI	UNII-1 5150~5250MHz Band Edge @ 3m																																
ANT	802.11ac VHT80 CH42 5210MHz - R																																
1	Horizontal	Fundamental																															
Peak	<p>Date: 4 Date: 2022-05-24</p> <p>Site : 03CH02-SZ Condition : PART 15.407 3m HF ANT_3117_0107 HORIZONTAL : RBW: 1000.000kHz VBW: 3000.000kHz Project : 211916-01 Mode : Mode 06 Site : #19 03E227012194000K Plane : Y with Accessory setting : MCS0 power setting 14</p> <table border="1"> <thead> <tr> <th>Freq</th> <th>Level</th> <th>Over</th> <th>Limit</th> <th>ReadAntenna</th> <th>Cable</th> <th>Preamp</th> <th>A/Pos</th> <th>T/Pos</th> <th>Remark</th> </tr> <tr> <th>MHz</th> <th>dBuV/m</th> <th>dB</th> <th>dBuV/m</th> <th>dBuV/m</th> <th>dB</th> <th>dB</th> <th>ca</th> <th>deg</th> <th></th> </tr> </thead> <tbody> <tr> <td>1</td> <td>5452.56</td> <td>52.09</td> <td>-21.91</td> <td>74.00</td> <td>38.07</td> <td>34.20</td> <td>18.38</td> <td>38.56</td> <td>148</td> <td>107 Peak</td> </tr> </tbody> </table>	Freq	Level	Over	Limit	ReadAntenna	Cable	Preamp	A/Pos	T/Pos	Remark	MHz	dBuV/m	dB	dBuV/m	dBuV/m	dB	dB	ca	deg		1	5452.56	52.09	-21.91	74.00	38.07	34.20	18.38	38.56	148	107 Peak	Left blank
Freq	Level	Over	Limit	ReadAntenna	Cable	Preamp	A/Pos	T/Pos	Remark																								
MHz	dBuV/m	dB	dBuV/m	dBuV/m	dB	dB	ca	deg																									
1	5452.56	52.09	-21.91	74.00	38.07	34.20	18.38	38.56	148	107 Peak																							
Avg.	<p>Date: 5 Date: 2022-05-24</p> <p>Site : 03CH02-SZ Condition : PART 15.407 AVG 3m HF ANT_3117_0107 HORIZONTAL : RBW: 1000.000kHz VBW: 10.000kHz Project : 211916-01 Mode : Mode 06 Site : #19 03E227012194000K Plane : Y with Accessory setting : MCS0 power setting 14</p> <table border="1"> <thead> <tr> <th>Freq</th> <th>Level</th> <th>Over</th> <th>Limit</th> <th>ReadAntenna</th> <th>Cable</th> <th>Preamp</th> <th>A/Pos</th> <th>T/Pos</th> <th>Remark</th> </tr> <tr> <th>MHz</th> <th>dBuV/m</th> <th>dB</th> <th>dBuV/m</th> <th>dBuV/m</th> <th>dB</th> <th>dB</th> <th>ca</th> <th>deg</th> <th></th> </tr> </thead> <tbody> <tr> <td>1</td> <td>5458.32</td> <td>41.45</td> <td>-12.55</td> <td>54.00</td> <td>27.43</td> <td>34.20</td> <td>18.38</td> <td>38.56</td> <td>148</td> <td>107 Average</td> </tr> </tbody> </table>	Freq	Level	Over	Limit	ReadAntenna	Cable	Preamp	A/Pos	T/Pos	Remark	MHz	dBuV/m	dB	dBuV/m	dBuV/m	dB	dB	ca	deg		1	5458.32	41.45	-12.55	54.00	27.43	34.20	18.38	38.56	148	107 Average	Left blank
Freq	Level	Over	Limit	ReadAntenna	Cable	Preamp	A/Pos	T/Pos	Remark																								
MHz	dBuV/m	dB	dBuV/m	dBuV/m	dB	dB	ca	deg																									
1	5458.32	41.45	-12.55	54.00	27.43	34.20	18.38	38.56	148	107 Average																							



WIFI	UNII-1 5150~5250MHz Band Edge @ 3m																																																																									
ANT	802.11ac VHT80 CH42 5210MHz - L																																																																									
1	Vertical	Fundamental																																																																								
Peak	<p>Site : 03CH02-SZ Condition : PART 15.407 3m HF ANT_3117_0107 VERTICAL RSW: 1000.000kHz VBW: 3000.000kHz Project : 211916-01 Mode : Mode 26 SN : #19 08227012194000K Plane : Y with Accessory setting : MCS0 power setting 14</p> <table border="1"> <thead> <tr> <th>Freq</th> <th>Level</th> <th>Over</th> <th>Limit</th> <th>ReadAntenna</th> <th>Cable</th> <th>Preamp</th> <th>A/Pos</th> <th>T/Pos</th> <th>Remark</th> </tr> <tr> <th>MHz</th> <th>dBuV/m</th> <th>dB</th> <th>dBuV/m</th> <th>dBuV</th> <th>dB/m</th> <th>dB</th> <th>dB</th> <th>cm</th> <th>deg</th> </tr> </thead> <tbody> <tr> <td>1</td> <td>5155.96</td> <td>53.60</td> <td>-20.48</td> <td>74.00</td> <td>49.17</td> <td>33.93</td> <td>18.86</td> <td>30.56</td> <td>166</td> <td>176 Peak</td> </tr> </tbody> </table>	Freq	Level	Over	Limit	ReadAntenna	Cable	Preamp	A/Pos	T/Pos	Remark	MHz	dBuV/m	dB	dBuV/m	dBuV	dB/m	dB	dB	cm	deg	1	5155.96	53.60	-20.48	74.00	49.17	33.93	18.86	30.56	166	176 Peak	<p>Site : 03CH02-SZ Condition : PART 15.407 3m HF ANT_3117_0107 VERTICAL RSW: 1000.000kHz VBW: 3000.000kHz Project : 211916-01 Mode : Mode 26 SN : #19 08227012194000K Plane : Y with Accessory setting : MCS0 power setting 14</p> <table border="1"> <thead> <tr> <th>Freq</th> <th>Level</th> <th>Over</th> <th>Limit</th> <th>ReadAntenna</th> <th>Cable</th> <th>Preamp</th> <th>A/Pos</th> <th>T/Pos</th> <th>Remark</th> </tr> <tr> <th>MHz</th> <th>dBuV/m</th> <th>dB</th> <th>dBuV/m</th> <th>dBuV</th> <th>dB/m</th> <th>dB</th> <th>dB</th> <th>cm</th> <th>deg</th> </tr> </thead> <tbody> <tr> <td>1</td> <td>5210.00</td> <td>83.33</td> <td>25.83</td> <td>68.30</td> <td>79.90</td> <td>34.83</td> <td>19.13</td> <td>30.73</td> <td>166</td> <td>176 Peak</td> </tr> <tr> <td>2</td> <td>5210.00</td> <td>86.12</td> <td>.....</td> <td>72.69</td> <td>34.83</td> <td>10.13</td> <td>30.73</td> <td>166</td> <td>176 Average</td> </tr> </tbody> </table>	Freq	Level	Over	Limit	ReadAntenna	Cable	Preamp	A/Pos	T/Pos	Remark	MHz	dBuV/m	dB	dBuV/m	dBuV	dB/m	dB	dB	cm	deg	1	5210.00	83.33	25.83	68.30	79.90	34.83	19.13	30.73	166	176 Peak	2	5210.00	86.12	72.69	34.83	10.13	30.73	166	176 Average
Freq	Level	Over	Limit	ReadAntenna	Cable	Preamp	A/Pos	T/Pos	Remark																																																																	
MHz	dBuV/m	dB	dBuV/m	dBuV	dB/m	dB	dB	cm	deg																																																																	
1	5155.96	53.60	-20.48	74.00	49.17	33.93	18.86	30.56	166	176 Peak																																																																
Freq	Level	Over	Limit	ReadAntenna	Cable	Preamp	A/Pos	T/Pos	Remark																																																																	
MHz	dBuV/m	dB	dBuV/m	dBuV	dB/m	dB	dB	cm	deg																																																																	
1	5210.00	83.33	25.83	68.30	79.90	34.83	19.13	30.73	166	176 Peak																																																																
2	5210.00	86.12	72.69	34.83	10.13	30.73	166	176 Average																																																																	
Avg.	<p>Site : 03CH02-SZ Condition : PART 15.407 AVG 3m HF ANT_3117_0107 VERTICAL RSW: 1000.000kHz VBW: 10.000kHz Project : 211916-01 Mode : Mode 26 SN : #19 08227012194000K Plane : Y with Accessory setting : MCS0 power setting 14</p> <table border="1"> <thead> <tr> <th>Freq</th> <th>Level</th> <th>Over</th> <th>Limit</th> <th>ReadAntenna</th> <th>Cable</th> <th>Preamp</th> <th>A/Pos</th> <th>T/Pos</th> <th>Remark</th> </tr> <tr> <th>MHz</th> <th>dBuV/m</th> <th>dB</th> <th>dBuV/m</th> <th>dBuV</th> <th>dB/m</th> <th>dB</th> <th>dB</th> <th>cm</th> <th>deg</th> </tr> </thead> <tbody> <tr> <td>1</td> <td>5149.76</td> <td>43.29</td> <td>-10.71</td> <td>54.00</td> <td>29.88</td> <td>34.00</td> <td>18.86</td> <td>30.65</td> <td>166</td> <td>176 Average</td> </tr> </tbody> </table>	Freq	Level	Over	Limit	ReadAntenna	Cable	Preamp	A/Pos	T/Pos	Remark	MHz	dBuV/m	dB	dBuV/m	dBuV	dB/m	dB	dB	cm	deg	1	5149.76	43.29	-10.71	54.00	29.88	34.00	18.86	30.65	166	176 Average	Left blank																																									
Freq	Level	Over	Limit	ReadAntenna	Cable	Preamp	A/Pos	T/Pos	Remark																																																																	
MHz	dBuV/m	dB	dBuV/m	dBuV	dB/m	dB	dB	cm	deg																																																																	
1	5149.76	43.29	-10.71	54.00	29.88	34.00	18.86	30.65	166	176 Average																																																																



WIFI	UNII-1 5150~5250MHz Band Edge @ 3m																						
ANT	802.11ac VHT80 CH42 5210MHz - R																						
1	Vertical	Fundamental																					
Peak	<p>Site : 03CH02-SZ Condition : PART 15.407 3m HF ANT_3117_0107 VERTICAL : RBW: 1000.000kHz VBW: 3000.000kHz Project : 211916-01 Mode : Mode 06 SW : #19 080227012194000K Plane : Y with Accessory setting : MCS0 power setting 14</p> <table border="1"> <thead> <tr> <th>Freq</th> <th>Level</th> <th>Limit</th> <th>Line</th> <th>Level Factor</th> <th>Loss Factor</th> <th>Remark</th> </tr> <tr> <th>MHz</th> <th>dBuV/m</th> <th>dB</th> <th>dBuV/m</th> <th>dB/m</th> <th>dB</th> <th>ca deg</th> </tr> </thead> <tbody> <tr> <td>1</td> <td>5438.96</td> <td>51.72</td> <td>-22.28</td> <td>74.00</td> <td>37.69</td> <td>34.28 18.38 38.55 166 176 Peak</td> </tr> </tbody> </table>	Freq	Level	Limit	Line	Level Factor	Loss Factor	Remark	MHz	dBuV/m	dB	dBuV/m	dB/m	dB	ca deg	1	5438.96	51.72	-22.28	74.00	37.69	34.28 18.38 38.55 166 176 Peak	Left blank
Freq	Level	Limit	Line	Level Factor	Loss Factor	Remark																	
MHz	dBuV/m	dB	dBuV/m	dB/m	dB	ca deg																	
1	5438.96	51.72	-22.28	74.00	37.69	34.28 18.38 38.55 166 176 Peak																	
Avg.	<p>Site : 03CH02-SZ Condition : PART 15.407 AVG 3m HF ANT_3117_0107 VERTICAL : RBW: 1000.000kHz VBW: 10.000kHz Project : 211916-01 Mode : Mode 06 SW : #19 080227012194000K Plane : Y with Accessory setting : MCS0 power setting 14</p> <table border="1"> <thead> <tr> <th>Freq</th> <th>Level</th> <th>Limit</th> <th>Line</th> <th>Level Factor</th> <th>Loss Factor</th> <th>Remark</th> </tr> <tr> <th>MHz</th> <th>dBuV/m</th> <th>dB</th> <th>dBuV/m</th> <th>dB/m</th> <th>dB</th> <th>ca deg</th> </tr> </thead> <tbody> <tr> <td>1</td> <td>5459.28</td> <td>41.48</td> <td>-12.52</td> <td>54.00</td> <td>27.46</td> <td>34.28 18.38 38.56 166 176 Average</td> </tr> </tbody> </table>	Freq	Level	Limit	Line	Level Factor	Loss Factor	Remark	MHz	dBuV/m	dB	dBuV/m	dB/m	dB	ca deg	1	5459.28	41.48	-12.52	54.00	27.46	34.28 18.38 38.56 166 176 Average	Left blank
Freq	Level	Limit	Line	Level Factor	Loss Factor	Remark																	
MHz	dBuV/m	dB	dBuV/m	dB/m	dB	ca deg																	
1	5459.28	41.48	-12.52	54.00	27.46	34.28 18.38 38.56 166 176 Average																	



UNII-1 - 5150~5250MHz
WIFI 802.11a (Harmonic @ 3m)

WIFI	UNII-1 5150~5250MHz Harmonic @ 3m																																																																																									
ANT	802.11a CH36 5180MHz																																																																																									
1	Horizontal	Vertical																																																																																								
Peak Avg.	<p>Site : 03CH02-SZ Condition : PART 15.407 3m HF_ANT_3117_0107 HORIZONTAL Project : 211916-01 Mode : Mode 1 SN : #19 G08227012194000K Plane : Z with Accessory setting : 6M power setting 16</p> <table border="1"> <thead> <tr> <th>Freq</th> <th>Level</th> <th>Limit</th> <th>Over</th> <th>Line</th> <th>ReadAntenna</th> <th>Cable</th> <th>Preamp</th> <th>A/Pos</th> <th>T/Pos</th> <th>Remark</th> </tr> <tr> <th>MHz</th> <th>dBm/MHz</th> <th>dB</th> <th>dBm/MHz</th> <th>dBm</th> <th>dB</th> <th>dB</th> <th>dB</th> <th>cm</th> <th>deg</th> <th></th> </tr> </thead> <tbody> <tr> <td>1</td> <td>105.00</td> <td>45.35</td> <td>-22.95</td> <td>68.38</td> <td>56.92</td> <td>37.22</td> <td>11.56</td> <td>60.35</td> <td>...</td> <td>Peak</td> </tr> <tr> <td>2</td> <td>154.00</td> <td>49.32</td> <td>-24.48</td> <td>74.00</td> <td>53.22</td> <td>40.13</td> <td>14.74</td> <td>58.37</td> <td>...</td> <td>Peak</td> </tr> </tbody> </table>	Freq	Level	Limit	Over	Line	ReadAntenna	Cable	Preamp	A/Pos	T/Pos	Remark	MHz	dBm/MHz	dB	dBm/MHz	dBm	dB	dB	dB	cm	deg		1	105.00	45.35	-22.95	68.38	56.92	37.22	11.56	60.35	...	Peak	2	154.00	49.32	-24.48	74.00	53.22	40.13	14.74	58.37	...	Peak	<p>Site : 03CH02-SZ Condition : PART 15.407 3m HF_ANT_3117_0107 VERTICAL Project : 211916-01 Mode : Mode 1 SN : #19 G08227012194000K Plane : Z with Accessory setting : 6M power setting 16</p> <table border="1"> <thead> <tr> <th>Freq</th> <th>Level</th> <th>Limit</th> <th>Over</th> <th>Line</th> <th>ReadAntenna</th> <th>Cable</th> <th>Preamp</th> <th>A/Pos</th> <th>T/Pos</th> <th>Remark</th> </tr> <tr> <th>MHz</th> <th>dBm/MHz</th> <th>dB</th> <th>dBm/MHz</th> <th>dBm</th> <th>dB</th> <th>dB</th> <th>dB</th> <th>cm</th> <th>deg</th> <th></th> </tr> </thead> <tbody> <tr> <td>1</td> <td>105.00</td> <td>48.32</td> <td>-21.98</td> <td>68.38</td> <td>57.89</td> <td>37.22</td> <td>11.56</td> <td>60.35</td> <td>...</td> <td>Peak</td> </tr> <tr> <td>2</td> <td>154.00</td> <td>49.32</td> <td>-23.95</td> <td>74.00</td> <td>53.25</td> <td>40.13</td> <td>14.74</td> <td>58.37</td> <td>...</td> <td>Peak</td> </tr> </tbody> </table>	Freq	Level	Limit	Over	Line	ReadAntenna	Cable	Preamp	A/Pos	T/Pos	Remark	MHz	dBm/MHz	dB	dBm/MHz	dBm	dB	dB	dB	cm	deg		1	105.00	48.32	-21.98	68.38	57.89	37.22	11.56	60.35	...	Peak	2	154.00	49.32	-23.95	74.00	53.25	40.13	14.74	58.37	...	Peak
Freq	Level	Limit	Over	Line	ReadAntenna	Cable	Preamp	A/Pos	T/Pos	Remark																																																																																
MHz	dBm/MHz	dB	dBm/MHz	dBm	dB	dB	dB	cm	deg																																																																																	
1	105.00	45.35	-22.95	68.38	56.92	37.22	11.56	60.35	...	Peak																																																																																
2	154.00	49.32	-24.48	74.00	53.22	40.13	14.74	58.37	...	Peak																																																																																
Freq	Level	Limit	Over	Line	ReadAntenna	Cable	Preamp	A/Pos	T/Pos	Remark																																																																																
MHz	dBm/MHz	dB	dBm/MHz	dBm	dB	dB	dB	cm	deg																																																																																	
1	105.00	48.32	-21.98	68.38	57.89	37.22	11.56	60.35	...	Peak																																																																																
2	154.00	49.32	-23.95	74.00	53.25	40.13	14.74	58.37	...	Peak																																																																																



WIFI	UNII-1 5150~5250MHz Harmonic @ 3m																																																																																	
ANT	802.11a CH44 5220MHz																																																																																	
1	Horizontal	Vertical																																																																																
Peak Avg.	<p>Site : 03CH02-SZ Condition : PART 15.407 3m HF_ANT_3117_0107 HORIZONTAL Project : 211916-01 Mode : Mode 2 SN : #19-G080227012194000K SIU : Z with Accessory Plane : setting : GM power setting 16</p> <table border="1"> <thead> <tr> <th>Freq</th> <th>Level</th> <th>Over</th> <th>Limit</th> <th>ReadAntenna</th> <th>Cable</th> <th>Preamp</th> <th>A/Pos</th> <th>T/Pos</th> <th>Remark</th> </tr> <tr> <th>MHz</th> <th>dBuV/m</th> <th>dB</th> <th>dBuV/m</th> <th>dBuV</th> <th>dB/m</th> <th>dB</th> <th>cm</th> <th>deg</th> <th></th> </tr> </thead> <tbody> <tr> <td>1 19448.00</td> <td>46.15</td> <td>-23.15</td> <td>68.30</td> <td>37.65</td> <td>37.20</td> <td>11.61</td> <td>68.37</td> <td>...</td> <td>Peak</td> </tr> <tr> <td>2 15668.00</td> <td>58.55</td> <td>-23.45</td> <td>74.00</td> <td>54.36</td> <td>48.22</td> <td>14.78</td> <td>58.81</td> <td>...</td> <td>Peak</td> </tr> </tbody> </table>	Freq	Level	Over	Limit	ReadAntenna	Cable	Preamp	A/Pos	T/Pos	Remark	MHz	dBuV/m	dB	dBuV/m	dBuV	dB/m	dB	cm	deg		1 19448.00	46.15	-23.15	68.30	37.65	37.20	11.61	68.37	...	Peak	2 15668.00	58.55	-23.45	74.00	54.36	48.22	14.78	58.81	...	Peak	<p>Site : 03CH02-SZ Condition : PART 15.407 3m HF_ANT_3117_0107 VERTICAL Project : 211916-01 Mode : Mode 2 SN : #19-G080227012194000K SIU : Z with Accessory Plane : setting : GM power setting 16</p> <table border="1"> <thead> <tr> <th>Freq</th> <th>Level</th> <th>Over</th> <th>Limit</th> <th>ReadAntenna</th> <th>Cable</th> <th>Preamp</th> <th>A/Pos</th> <th>T/Pos</th> <th>Remark</th> </tr> <tr> <th>MHz</th> <th>dBuV/m</th> <th>dB</th> <th>dBuV/m</th> <th>dBuV</th> <th>dB/m</th> <th>dB</th> <th>cm</th> <th>deg</th> <th></th> </tr> </thead> <tbody> <tr> <td>1 19448.00</td> <td>49.49</td> <td>-18.81</td> <td>68.30</td> <td>68.09</td> <td>37.20</td> <td>11.61</td> <td>68.37</td> <td>...</td> <td>Peak</td> </tr> <tr> <td>2 15668.00</td> <td>58.82</td> <td>-23.08</td> <td>74.00</td> <td>53.83</td> <td>48.22</td> <td>14.78</td> <td>58.81</td> <td>...</td> <td>Peak</td> </tr> </tbody> </table>	Freq	Level	Over	Limit	ReadAntenna	Cable	Preamp	A/Pos	T/Pos	Remark	MHz	dBuV/m	dB	dBuV/m	dBuV	dB/m	dB	cm	deg		1 19448.00	49.49	-18.81	68.30	68.09	37.20	11.61	68.37	...	Peak	2 15668.00	58.82	-23.08	74.00	53.83	48.22	14.78	58.81	...	Peak
	Freq	Level	Over	Limit	ReadAntenna	Cable	Preamp	A/Pos	T/Pos	Remark																																																																								
MHz	dBuV/m	dB	dBuV/m	dBuV	dB/m	dB	cm	deg																																																																										
1 19448.00	46.15	-23.15	68.30	37.65	37.20	11.61	68.37	...	Peak																																																																									
2 15668.00	58.55	-23.45	74.00	54.36	48.22	14.78	58.81	...	Peak																																																																									
Freq	Level	Over	Limit	ReadAntenna	Cable	Preamp	A/Pos	T/Pos	Remark																																																																									
MHz	dBuV/m	dB	dBuV/m	dBuV	dB/m	dB	cm	deg																																																																										
1 19448.00	49.49	-18.81	68.30	68.09	37.20	11.61	68.37	...	Peak																																																																									
2 15668.00	58.82	-23.08	74.00	53.83	48.22	14.78	58.81	...	Peak																																																																									

WIFI	UNII-1 5150~5250MHz Harmonic @ 3m																																																																																	
ANT	802.11a CH48 5240MHz																																																																																	
1	Horizontal	Vertical																																																																																
Peak Avg.	<p>Site : 03CH02-SZ Condition : PART 15.407 3m HF_ANT_3117_0107 HORIZONTAL Project : 211916-01 Mode : Mode 3 SN : #19-G080227012194000K SIU : Z with Accessory Plane : setting : GM power setting 16</p> <table border="1"> <thead> <tr> <th>Freq</th> <th>Level</th> <th>Over</th> <th>Limit</th> <th>ReadAntenna</th> <th>Cable</th> <th>Preamp</th> <th>A/Pos</th> <th>T/Pos</th> <th>Remark</th> </tr> <tr> <th>MHz</th> <th>dBuV/m</th> <th>dB</th> <th>dBuV/m</th> <th>dBuV</th> <th>dB/m</th> <th>dB</th> <th>cm</th> <th>deg</th> <th></th> </tr> </thead> <tbody> <tr> <td>1 19448.00</td> <td>58.05</td> <td>-17.05</td> <td>68.30</td> <td>62.14</td> <td>37.20</td> <td>11.61</td> <td>68.39</td> <td>...</td> <td>Peak</td> </tr> <tr> <td>2 15728.00</td> <td>49.05</td> <td>-18.35</td> <td>74.00</td> <td>53.58</td> <td>48.28</td> <td>14.74</td> <td>58.95</td> <td>...</td> <td>Peak</td> </tr> </tbody> </table>	Freq	Level	Over	Limit	ReadAntenna	Cable	Preamp	A/Pos	T/Pos	Remark	MHz	dBuV/m	dB	dBuV/m	dBuV	dB/m	dB	cm	deg		1 19448.00	58.05	-17.05	68.30	62.14	37.20	11.61	68.39	...	Peak	2 15728.00	49.05	-18.35	74.00	53.58	48.28	14.74	58.95	...	Peak	<p>Site : 03CH02-SZ Condition : PART 15.407 3m HF_ANT_3117_0107 VERTICAL Project : 211916-01 Mode : Mode 3 SN : #19-G080227012194000K SIU : Z with Accessory Plane : setting : GM power setting 16</p> <table border="1"> <thead> <tr> <th>Freq</th> <th>Level</th> <th>Over</th> <th>Limit</th> <th>ReadAntenna</th> <th>Cable</th> <th>Preamp</th> <th>A/Pos</th> <th>T/Pos</th> <th>Remark</th> </tr> <tr> <th>MHz</th> <th>dBuV/m</th> <th>dB</th> <th>dBuV/m</th> <th>dBuV</th> <th>dB/m</th> <th>dB</th> <th>cm</th> <th>deg</th> <th></th> </tr> </thead> <tbody> <tr> <td>1 19448.00</td> <td>62.50</td> <td>-15.74</td> <td>68.30</td> <td>64.85</td> <td>37.20</td> <td>11.61</td> <td>68.39</td> <td>...</td> <td>Peak</td> </tr> <tr> <td>2 15728.00</td> <td>53.12</td> <td>-22.88</td> <td>74.00</td> <td>55.45</td> <td>48.28</td> <td>14.74</td> <td>58.95</td> <td>...</td> <td>Peak</td> </tr> </tbody> </table>	Freq	Level	Over	Limit	ReadAntenna	Cable	Preamp	A/Pos	T/Pos	Remark	MHz	dBuV/m	dB	dBuV/m	dBuV	dB/m	dB	cm	deg		1 19448.00	62.50	-15.74	68.30	64.85	37.20	11.61	68.39	...	Peak	2 15728.00	53.12	-22.88	74.00	55.45	48.28	14.74	58.95	...	Peak
	Freq	Level	Over	Limit	ReadAntenna	Cable	Preamp	A/Pos	T/Pos	Remark																																																																								
MHz	dBuV/m	dB	dBuV/m	dBuV	dB/m	dB	cm	deg																																																																										
1 19448.00	58.05	-17.05	68.30	62.14	37.20	11.61	68.39	...	Peak																																																																									
2 15728.00	49.05	-18.35	74.00	53.58	48.28	14.74	58.95	...	Peak																																																																									
Freq	Level	Over	Limit	ReadAntenna	Cable	Preamp	A/Pos	T/Pos	Remark																																																																									
MHz	dBuV/m	dB	dBuV/m	dBuV	dB/m	dB	cm	deg																																																																										
1 19448.00	62.50	-15.74	68.30	64.85	37.20	11.61	68.39	...	Peak																																																																									
2 15728.00	53.12	-22.88	74.00	55.45	48.28	14.74	58.95	...	Peak																																																																									



**UNII-1 5150~5250MHz
WIFI 802.11n HT20 (Harmonic @ 3m)**

WIFI	UNII-1 5150~5250MHz Harmonic @ 3m																																																																																	
ANT	802.11n HT20 CH36 5180MHz																																																																																	
1	Horizontal	Vertical																																																																																
Peak Avg.	<p>Date: 15 Level (dBuV/m)</p> <p>Date: 2022-05-31</p> <p>Site : 03CH02-SZ Condition : PART 15.407 3m HF_ANT_3117_0107 HORIZONTAL Project : 211916-01 Mode : Mode 10 SN : #19 G8B2Z7012194000K Plane : Z with Accessory setting : MCS9 power setting 16</p> <table border="1"> <thead> <tr> <th>Freq</th> <th>Level</th> <th>Over</th> <th>Limit</th> <th>ReadAntenna</th> <th>Cable</th> <th>Preamp</th> <th>A/Pos</th> <th>T/Pos</th> <th>Remark</th> </tr> <tr> <th>MHz</th> <th>dBuV/m</th> <th>dB</th> <th>dBuV/m</th> <th>dBuV</th> <th>dB/m</th> <th>dB</th> <th>dB</th> <th>cm</th> <th>deg</th> </tr> </thead> <tbody> <tr> <td>1</td> <td>10360.00</td> <td>45.34</td> <td>-22.96</td> <td>68.30</td> <td>56.91</td> <td>37.22</td> <td>11.56</td> <td>68.35</td> <td>--- Peak</td> </tr> <tr> <td>2</td> <td>15540.00</td> <td>50.54</td> <td>-23.46</td> <td>74.00</td> <td>54.24</td> <td>40.13</td> <td>14.74</td> <td>58.57</td> <td>--- Peak</td> </tr> </tbody> </table>	Freq	Level	Over	Limit	ReadAntenna	Cable	Preamp	A/Pos	T/Pos	Remark	MHz	dBuV/m	dB	dBuV/m	dBuV	dB/m	dB	dB	cm	deg	1	10360.00	45.34	-22.96	68.30	56.91	37.22	11.56	68.35	--- Peak	2	15540.00	50.54	-23.46	74.00	54.24	40.13	14.74	58.57	--- Peak	<p>Date: 16 Level (dBuV/m)</p> <p>Date: 2022-05-31</p> <p>Site : 03CH02-SZ Condition : PART 15.407 3m HF_ANT_3117_0107 VERTICAL Project : 211916-01 Mode : Mode 10 SN : #19 G8B2Z7012194000K Plane : Z with Accessory setting : MCS9 power setting 16</p> <table border="1"> <thead> <tr> <th>Freq</th> <th>Level</th> <th>Over</th> <th>Limit</th> <th>ReadAntenna</th> <th>Cable</th> <th>Preamp</th> <th>A/Pos</th> <th>T/Pos</th> <th>Remark</th> </tr> <tr> <th>MHz</th> <th>dBuV/m</th> <th>dB</th> <th>dBuV/m</th> <th>dBuV</th> <th>dB/m</th> <th>dB</th> <th>dB</th> <th>cm</th> <th>deg</th> </tr> </thead> <tbody> <tr> <td>1</td> <td>10360.00</td> <td>49.21</td> <td>-19.09</td> <td>68.30</td> <td>60.78</td> <td>37.22</td> <td>11.56</td> <td>68.35</td> <td>--- Peak</td> </tr> <tr> <td>2</td> <td>15540.00</td> <td>51.58</td> <td>-22.42</td> <td>74.00</td> <td>55.28</td> <td>40.13</td> <td>14.74</td> <td>58.57</td> <td>--- Peak</td> </tr> </tbody> </table>	Freq	Level	Over	Limit	ReadAntenna	Cable	Preamp	A/Pos	T/Pos	Remark	MHz	dBuV/m	dB	dBuV/m	dBuV	dB/m	dB	dB	cm	deg	1	10360.00	49.21	-19.09	68.30	60.78	37.22	11.56	68.35	--- Peak	2	15540.00	51.58	-22.42	74.00	55.28	40.13	14.74	58.57	--- Peak
Freq	Level	Over	Limit	ReadAntenna	Cable	Preamp	A/Pos	T/Pos	Remark																																																																									
MHz	dBuV/m	dB	dBuV/m	dBuV	dB/m	dB	dB	cm	deg																																																																									
1	10360.00	45.34	-22.96	68.30	56.91	37.22	11.56	68.35	--- Peak																																																																									
2	15540.00	50.54	-23.46	74.00	54.24	40.13	14.74	58.57	--- Peak																																																																									
Freq	Level	Over	Limit	ReadAntenna	Cable	Preamp	A/Pos	T/Pos	Remark																																																																									
MHz	dBuV/m	dB	dBuV/m	dBuV	dB/m	dB	dB	cm	deg																																																																									
1	10360.00	49.21	-19.09	68.30	60.78	37.22	11.56	68.35	--- Peak																																																																									
2	15540.00	51.58	-22.42	74.00	55.28	40.13	14.74	58.57	--- Peak																																																																									



WIFI	UNII-1 5150~5250MHz Harmonic @ 3m																																																																																	
ANT	802.11n HT20 CH44 5220MHz																																																																																	
1	Horizontal	Vertical																																																																																
Peak Avg.	<p>Site : 03CH02-SZ Condition : PART 15.407 3m HF_ANT_3117_0107 HORIZONTAL Project : 211916-01 Mode : Mode 11 SN : #19 G8E227012194000K Plane : Z with Accessory setting : MCS9 power setting 16</p> <table border="1"> <thead> <tr> <th>Freq</th> <th>Level</th> <th>Over</th> <th>Line1</th> <th>ReadAntenna</th> <th>Cable</th> <th>Preamp</th> <th>A/Pos</th> <th>T/Pos</th> <th>Remark</th> </tr> <tr> <th>MHz</th> <th>dBuV/m</th> <th>dB</th> <th>dBuV/m</th> <th>dB</th> <th>dB</th> <th>dB</th> <th>cm</th> <th>deg</th> <th></th> </tr> </thead> <tbody> <tr> <td>1 18440.00</td> <td>45.44</td> <td>-23.68</td> <td>68.30</td> <td>56.04</td> <td>37.20</td> <td>11.63</td> <td>69.37</td> <td>...</td> <td>Peak</td> </tr> <tr> <td>2 15668.00</td> <td>58.76</td> <td>-23.24</td> <td>74.00</td> <td>54.57</td> <td>48.22</td> <td>14.78</td> <td>58.81</td> <td>...</td> <td>Peak</td> </tr> </tbody> </table>	Freq	Level	Over	Line1	ReadAntenna	Cable	Preamp	A/Pos	T/Pos	Remark	MHz	dBuV/m	dB	dBuV/m	dB	dB	dB	cm	deg		1 18440.00	45.44	-23.68	68.30	56.04	37.20	11.63	69.37	...	Peak	2 15668.00	58.76	-23.24	74.00	54.57	48.22	14.78	58.81	...	Peak	<p>Site : 03CH02-SZ Condition : PART 15.407 3m HF_ANT_3117_0107 VERTICAL Project : 211916-01 Mode : Mode 11 SN : #19 G8E227012194000K Plane : Z with Accessory setting : MCS9 power setting 16</p> <table border="1"> <thead> <tr> <th>Freq</th> <th>Level</th> <th>Over</th> <th>Line1</th> <th>ReadAntenna</th> <th>Cable</th> <th>Preamp</th> <th>A/Pos</th> <th>T/Pos</th> <th>Remark</th> </tr> <tr> <th>MHz</th> <th>dBuV/m</th> <th>dB</th> <th>dBuV/m</th> <th>dB</th> <th>dB</th> <th>dB</th> <th>cm</th> <th>deg</th> <th></th> </tr> </thead> <tbody> <tr> <td>1 18440.00</td> <td>49.67</td> <td>-18.63</td> <td>68.30</td> <td>63.17</td> <td>37.20</td> <td>11.63</td> <td>69.37</td> <td>...</td> <td>Peak</td> </tr> <tr> <td>2 15668.00</td> <td>58.59</td> <td>-23.41</td> <td>74.00</td> <td>54.40</td> <td>48.22</td> <td>14.78</td> <td>58.81</td> <td>...</td> <td>Peak</td> </tr> </tbody> </table>	Freq	Level	Over	Line1	ReadAntenna	Cable	Preamp	A/Pos	T/Pos	Remark	MHz	dBuV/m	dB	dBuV/m	dB	dB	dB	cm	deg		1 18440.00	49.67	-18.63	68.30	63.17	37.20	11.63	69.37	...	Peak	2 15668.00	58.59	-23.41	74.00	54.40	48.22	14.78	58.81	...	Peak
Freq	Level	Over	Line1	ReadAntenna	Cable	Preamp	A/Pos	T/Pos	Remark																																																																									
MHz	dBuV/m	dB	dBuV/m	dB	dB	dB	cm	deg																																																																										
1 18440.00	45.44	-23.68	68.30	56.04	37.20	11.63	69.37	...	Peak																																																																									
2 15668.00	58.76	-23.24	74.00	54.57	48.22	14.78	58.81	...	Peak																																																																									
Freq	Level	Over	Line1	ReadAntenna	Cable	Preamp	A/Pos	T/Pos	Remark																																																																									
MHz	dBuV/m	dB	dBuV/m	dB	dB	dB	cm	deg																																																																										
1 18440.00	49.67	-18.63	68.30	63.17	37.20	11.63	69.37	...	Peak																																																																									
2 15668.00	58.59	-23.41	74.00	54.40	48.22	14.78	58.81	...	Peak																																																																									

WIFI	UNII-1 5150~5250MHz Harmonic @ 3m																																																																																	
ANT	802.11n HT20 CH48 5240MHz																																																																																	
1	Horizontal	Vertical																																																																																
Peak Avg.	<p>Site : 03CH02-SZ Condition : PART 15.407 3m HF_ANT_3117_0107 HORIZONTAL Project : 211916-01 Mode : Mode 12 SN : #19 G8E227012194000K Plane : Z with Accessory setting : MCS9 power setting 16</p> <table border="1"> <thead> <tr> <th>Freq</th> <th>Level</th> <th>Over</th> <th>Line1</th> <th>ReadAntenna</th> <th>Cable</th> <th>Preamp</th> <th>A/Pos</th> <th>T/Pos</th> <th>Remark</th> </tr> <tr> <th>MHz</th> <th>dBuV/m</th> <th>dB</th> <th>dBuV/m</th> <th>dB</th> <th>dB</th> <th>dB</th> <th>cm</th> <th>deg</th> <th></th> </tr> </thead> <tbody> <tr> <td>1 18440.00</td> <td>46.61</td> <td>-21.69</td> <td>68.30</td> <td>58.10</td> <td>37.29</td> <td>11.63</td> <td>69.39</td> <td>...</td> <td>Peak</td> </tr> <tr> <td>2 15720.00</td> <td>51.45</td> <td>-22.55</td> <td>74.00</td> <td>55.38</td> <td>48.28</td> <td>14.74</td> <td>58.95</td> <td>...</td> <td>Peak</td> </tr> </tbody> </table>	Freq	Level	Over	Line1	ReadAntenna	Cable	Preamp	A/Pos	T/Pos	Remark	MHz	dBuV/m	dB	dBuV/m	dB	dB	dB	cm	deg		1 18440.00	46.61	-21.69	68.30	58.10	37.29	11.63	69.39	...	Peak	2 15720.00	51.45	-22.55	74.00	55.38	48.28	14.74	58.95	...	Peak	<p>Site : 03CH02-SZ Condition : PART 15.407 3m HF_ANT_3117_0107 VERTICAL Project : 211916-01 Mode : Mode 12 SN : #19 G8E227012194000K Plane : Z with Accessory setting : MCS9 power setting 16</p> <table border="1"> <thead> <tr> <th>Freq</th> <th>Level</th> <th>Over</th> <th>Line1</th> <th>ReadAntenna</th> <th>Cable</th> <th>Preamp</th> <th>A/Pos</th> <th>T/Pos</th> <th>Remark</th> </tr> <tr> <th>MHz</th> <th>dBuV/m</th> <th>dB</th> <th>dBuV/m</th> <th>dB</th> <th>dB</th> <th>dB</th> <th>cm</th> <th>deg</th> <th></th> </tr> </thead> <tbody> <tr> <td>1 18440.00</td> <td>47.15</td> <td>-21.15</td> <td>68.30</td> <td>58.64</td> <td>37.29</td> <td>11.63</td> <td>69.39</td> <td>...</td> <td>Peak</td> </tr> <tr> <td>2 15720.00</td> <td>50.57</td> <td>-23.43</td> <td>74.00</td> <td>54.50</td> <td>48.28</td> <td>14.74</td> <td>58.95</td> <td>...</td> <td>Peak</td> </tr> </tbody> </table>	Freq	Level	Over	Line1	ReadAntenna	Cable	Preamp	A/Pos	T/Pos	Remark	MHz	dBuV/m	dB	dBuV/m	dB	dB	dB	cm	deg		1 18440.00	47.15	-21.15	68.30	58.64	37.29	11.63	69.39	...	Peak	2 15720.00	50.57	-23.43	74.00	54.50	48.28	14.74	58.95	...	Peak
Freq	Level	Over	Line1	ReadAntenna	Cable	Preamp	A/Pos	T/Pos	Remark																																																																									
MHz	dBuV/m	dB	dBuV/m	dB	dB	dB	cm	deg																																																																										
1 18440.00	46.61	-21.69	68.30	58.10	37.29	11.63	69.39	...	Peak																																																																									
2 15720.00	51.45	-22.55	74.00	55.38	48.28	14.74	58.95	...	Peak																																																																									
Freq	Level	Over	Line1	ReadAntenna	Cable	Preamp	A/Pos	T/Pos	Remark																																																																									
MHz	dBuV/m	dB	dBuV/m	dB	dB	dB	cm	deg																																																																										
1 18440.00	47.15	-21.15	68.30	58.64	37.29	11.63	69.39	...	Peak																																																																									
2 15720.00	50.57	-23.43	74.00	54.50	48.28	14.74	58.95	...	Peak																																																																									



UNII-1 5150~5250MHz
WIFI 802.11n HT40 (Harmonic @ 3m)

WIFI	UNII-1 5150~5250MHz Harmonic @ 3m																																																																																	
ANT	802.11n HT40 CH38 5190MHz																																																																																	
1	Horizontal	Vertical																																																																																
Peak Avg.	<p>Site : 03CH02-SZ Condition : PART 15.407 3m HF_ANT_3117_0107 HORIZONTAL Project : 211916-01 Mode : Mode 19 SN : #19 G8B227012194000K Plane : Z with Accessory Setting : MCS0 power setting 15</p> <table border="1"> <thead> <tr> <th>Freq</th> <th>Level</th> <th>Over</th> <th>Limit</th> <th>ReadAntenna</th> <th>Cable</th> <th>Preamp</th> <th>A/Pos</th> <th>T/Pos</th> <th>Remark</th> </tr> <tr> <th>MHz</th> <th>dBuV/m</th> <th>dB</th> <th>dBuV/m</th> <th>dBuV</th> <th>dB/m</th> <th>dB</th> <th>dB</th> <th>cm</th> <th>deg</th> </tr> </thead> <tbody> <tr> <td>1</td> <td>10580.00</td> <td>46.78</td> <td>-21.52</td> <td>68.30</td> <td>58.31</td> <td>37.23</td> <td>11.59</td> <td>68.35</td> <td>... Peak</td> </tr> <tr> <td>2</td> <td>15570.00</td> <td>58.79</td> <td>-23.22</td> <td>74.00</td> <td>54.48</td> <td>48.16</td> <td>14.79</td> <td>58.64</td> <td>... Peak</td> </tr> </tbody> </table>	Freq	Level	Over	Limit	ReadAntenna	Cable	Preamp	A/Pos	T/Pos	Remark	MHz	dBuV/m	dB	dBuV/m	dBuV	dB/m	dB	dB	cm	deg	1	10580.00	46.78	-21.52	68.30	58.31	37.23	11.59	68.35	... Peak	2	15570.00	58.79	-23.22	74.00	54.48	48.16	14.79	58.64	... Peak	<p>Site : 03CH02-SZ Condition : PART 15.407 3m HF_ANT_3117_0107 VERTICAL Project : 211916-01 Mode : Mode 19 SN : #19 G8B227012194000K Plane : Z with Accessory Setting : MCS0 power setting 15</p> <table border="1"> <thead> <tr> <th>Freq</th> <th>Level</th> <th>Over</th> <th>Limit</th> <th>ReadAntenna</th> <th>Cable</th> <th>Preamp</th> <th>A/Pos</th> <th>T/Pos</th> <th>Remark</th> </tr> <tr> <th>MHz</th> <th>dBuV/m</th> <th>dB</th> <th>dBuV/m</th> <th>dBuV</th> <th>dB/m</th> <th>dB</th> <th>dB</th> <th>cm</th> <th>deg</th> </tr> </thead> <tbody> <tr> <td>1</td> <td>10580.00</td> <td>45.44</td> <td>-22.86</td> <td>68.30</td> <td>56.97</td> <td>37.23</td> <td>11.59</td> <td>68.35</td> <td>... Peak</td> </tr> <tr> <td>2</td> <td>15570.00</td> <td>58.78</td> <td>-23.22</td> <td>74.00</td> <td>54.47</td> <td>48.16</td> <td>14.79</td> <td>58.64</td> <td>... Peak</td> </tr> </tbody> </table>	Freq	Level	Over	Limit	ReadAntenna	Cable	Preamp	A/Pos	T/Pos	Remark	MHz	dBuV/m	dB	dBuV/m	dBuV	dB/m	dB	dB	cm	deg	1	10580.00	45.44	-22.86	68.30	56.97	37.23	11.59	68.35	... Peak	2	15570.00	58.78	-23.22	74.00	54.47	48.16	14.79	58.64	... Peak
Freq	Level	Over	Limit	ReadAntenna	Cable	Preamp	A/Pos	T/Pos	Remark																																																																									
MHz	dBuV/m	dB	dBuV/m	dBuV	dB/m	dB	dB	cm	deg																																																																									
1	10580.00	46.78	-21.52	68.30	58.31	37.23	11.59	68.35	... Peak																																																																									
2	15570.00	58.79	-23.22	74.00	54.48	48.16	14.79	58.64	... Peak																																																																									
Freq	Level	Over	Limit	ReadAntenna	Cable	Preamp	A/Pos	T/Pos	Remark																																																																									
MHz	dBuV/m	dB	dBuV/m	dBuV	dB/m	dB	dB	cm	deg																																																																									
1	10580.00	45.44	-22.86	68.30	56.97	37.23	11.59	68.35	... Peak																																																																									
2	15570.00	58.78	-23.22	74.00	54.47	48.16	14.79	58.64	... Peak																																																																									

WIFI	UNII-1 5150~5250MHz Harmonic @ 3m																																																																																	
ANT	802.11n HT40 CH46 5230MHz																																																																																	
1	Horizontal	Vertical																																																																																
Peak Avg.	<p>Site : 03CH02-SZ Condition : PART 15.407 3m HF_ANT_3117_0107 HORIZONTAL Project : 211916-01 Mode : Mode 20 SN : #19 G8B227012194000K Plane : Z with Accessory Setting : MCS0 power setting 15</p> <table border="1"> <thead> <tr> <th>Freq</th> <th>Level</th> <th>Over</th> <th>Limit</th> <th>ReadAntenna</th> <th>Cable</th> <th>Preamp</th> <th>A/Pos</th> <th>T/Pos</th> <th>Remark</th> </tr> <tr> <th>MHz</th> <th>dBuV/m</th> <th>dB</th> <th>dBuV/m</th> <th>dBuV</th> <th>dB/m</th> <th>dB</th> <th>dB</th> <th>cm</th> <th>deg</th> </tr> </thead> <tbody> <tr> <td>1</td> <td>10460.00</td> <td>45.49</td> <td>-22.81</td> <td>68.30</td> <td>56.99</td> <td>37.27</td> <td>11.63</td> <td>68.38</td> <td>... Peak</td> </tr> <tr> <td>2</td> <td>15600.00</td> <td>58.25</td> <td>-23.77</td> <td>74.00</td> <td>54.12</td> <td>48.25</td> <td>14.74</td> <td>58.88</td> <td>... Peak</td> </tr> </tbody> </table>	Freq	Level	Over	Limit	ReadAntenna	Cable	Preamp	A/Pos	T/Pos	Remark	MHz	dBuV/m	dB	dBuV/m	dBuV	dB/m	dB	dB	cm	deg	1	10460.00	45.49	-22.81	68.30	56.99	37.27	11.63	68.38	... Peak	2	15600.00	58.25	-23.77	74.00	54.12	48.25	14.74	58.88	... Peak	<p>Site : 03CH02-SZ Condition : PART 15.407 3m HF_ANT_3117_0107 VERTICAL Project : 211916-01 Mode : Mode 20 SN : #19 G8B227012194000K Plane : Z with Accessory Setting : MCS0 power setting 15</p> <table border="1"> <thead> <tr> <th>Freq</th> <th>Level</th> <th>Over</th> <th>Limit</th> <th>ReadAntenna</th> <th>Cable</th> <th>Preamp</th> <th>A/Pos</th> <th>T/Pos</th> <th>Remark</th> </tr> <tr> <th>MHz</th> <th>dBuV/m</th> <th>dB</th> <th>dBuV/m</th> <th>dBuV</th> <th>dB/m</th> <th>dB</th> <th>dB</th> <th>cm</th> <th>deg</th> </tr> </thead> <tbody> <tr> <td>1</td> <td>10460.00</td> <td>45.54</td> <td>-22.76</td> <td>68.30</td> <td>57.84</td> <td>37.27</td> <td>11.61</td> <td>68.38</td> <td>... Peak</td> </tr> <tr> <td>2</td> <td>15600.00</td> <td>58.15</td> <td>-23.85</td> <td>74.00</td> <td>54.04</td> <td>48.25</td> <td>14.74</td> <td>58.88</td> <td>... Peak</td> </tr> </tbody> </table>	Freq	Level	Over	Limit	ReadAntenna	Cable	Preamp	A/Pos	T/Pos	Remark	MHz	dBuV/m	dB	dBuV/m	dBuV	dB/m	dB	dB	cm	deg	1	10460.00	45.54	-22.76	68.30	57.84	37.27	11.61	68.38	... Peak	2	15600.00	58.15	-23.85	74.00	54.04	48.25	14.74	58.88	... Peak
Freq	Level	Over	Limit	ReadAntenna	Cable	Preamp	A/Pos	T/Pos	Remark																																																																									
MHz	dBuV/m	dB	dBuV/m	dBuV	dB/m	dB	dB	cm	deg																																																																									
1	10460.00	45.49	-22.81	68.30	56.99	37.27	11.63	68.38	... Peak																																																																									
2	15600.00	58.25	-23.77	74.00	54.12	48.25	14.74	58.88	... Peak																																																																									
Freq	Level	Over	Limit	ReadAntenna	Cable	Preamp	A/Pos	T/Pos	Remark																																																																									
MHz	dBuV/m	dB	dBuV/m	dBuV	dB/m	dB	dB	cm	deg																																																																									
1	10460.00	45.54	-22.76	68.30	57.84	37.27	11.61	68.38	... Peak																																																																									
2	15600.00	58.15	-23.85	74.00	54.04	48.25	14.74	58.88	... Peak																																																																									



UNII-1 5150~5250MHz
WIFI 802.11ac VHT80 (Harmonic @ 3m)

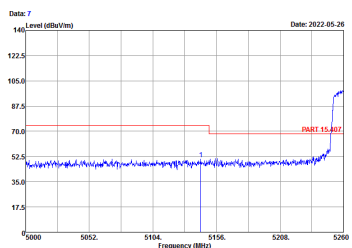
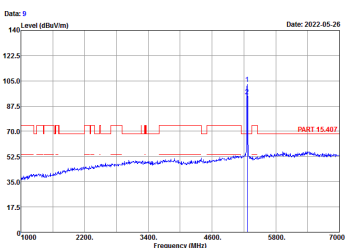
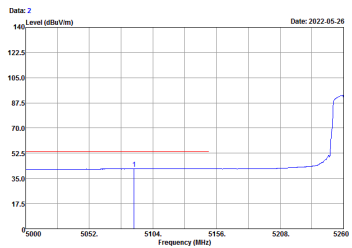
WIFI	UNII-1 5150~5250MHz Harmonic @ 3m																																																																																																					
ANT	802.11ac VHT80 CH42 5210MHz																																																																																																					
1	Horizontal	Vertical																																																																																																				
<p>Peak</p> <p>Avg.</p>	<p>Date: 21</p> <p>Date: 2022-05-24</p> <p>Site : 03CH02-SZ Condition : PART 15.407 3m HF_ANT_3117_0107 HORIZONTAL Project : 211916-01 Mode : Mode 20 SN : #19 GB227012194000K Plane : Y with Accessory setting : MCS9 power setting 14</p> <table border="1"> <thead> <tr> <th>Freq</th> <th>Level</th> <th>Over</th> <th>Limit</th> <th>ReadAntenna</th> <th>Cable</th> <th>Preamp</th> <th>A/Pos</th> <th>T/Pos</th> <th>Remark</th> </tr> <tr> <th>MHz</th> <th>dBuV/m</th> <th>dB</th> <th>dBuV/m</th> <th>dBuV</th> <th>dB/m</th> <th>dB</th> <th>dB</th> <th>cm</th> <th>deg</th> </tr> </thead> <tbody> <tr> <td>1</td> <td>10420.00</td> <td>45.83</td> <td>-22.47</td> <td>68.30</td> <td>37.25</td> <td>11.63</td> <td>68.37</td> <td>---</td> <td>Peak</td> </tr> <tr> <td>2</td> <td>15630.00</td> <td>52.95</td> <td>-21.89</td> <td>74.00</td> <td>56.72</td> <td>48.21</td> <td>14.00</td> <td>58.78</td> <td>185 145 Peak</td> </tr> <tr> <td>3</td> <td>15630.00</td> <td>48.12</td> <td>-5.88</td> <td>54.00</td> <td>51.89</td> <td>48.21</td> <td>14.00</td> <td>58.78</td> <td>185 145 Average</td> </tr> </tbody> </table>	Freq	Level	Over	Limit	ReadAntenna	Cable	Preamp	A/Pos	T/Pos	Remark	MHz	dBuV/m	dB	dBuV/m	dBuV	dB/m	dB	dB	cm	deg	1	10420.00	45.83	-22.47	68.30	37.25	11.63	68.37	---	Peak	2	15630.00	52.95	-21.89	74.00	56.72	48.21	14.00	58.78	185 145 Peak	3	15630.00	48.12	-5.88	54.00	51.89	48.21	14.00	58.78	185 145 Average	<p>Date: 22</p> <p>Date: 2022-05-24</p> <p>Site : 03CH02-SZ Condition : PART 15.407 3m HF_ANT_3117_0107 VERTICAL Project : 211916-01 Mode : Mode 20 SN : #19 GB227012194000K Plane : Y with Accessory setting : MCS9 power setting 14</p> <table border="1"> <thead> <tr> <th>Freq</th> <th>Level</th> <th>Over</th> <th>Limit</th> <th>ReadAntenna</th> <th>Cable</th> <th>Preamp</th> <th>A/Pos</th> <th>T/Pos</th> <th>Remark</th> </tr> <tr> <th>MHz</th> <th>dBuV/m</th> <th>dB</th> <th>dBuV/m</th> <th>dBuV</th> <th>dB/m</th> <th>dB</th> <th>dB</th> <th>cm</th> <th>deg</th> </tr> </thead> <tbody> <tr> <td>1</td> <td>10420.00</td> <td>45.21</td> <td>-23.89</td> <td>68.30</td> <td>56.72</td> <td>37.25</td> <td>11.61</td> <td>68.37</td> <td>---</td> </tr> <tr> <td>2</td> <td>15630.00</td> <td>52.83</td> <td>-11.17</td> <td>74.00</td> <td>56.68</td> <td>48.21</td> <td>14.00</td> <td>58.78</td> <td>122 163 Peak</td> </tr> <tr> <td>3</td> <td>15630.00</td> <td>47.88</td> <td>-10.12</td> <td>54.00</td> <td>51.45</td> <td>48.21</td> <td>14.00</td> <td>58.78</td> <td>122 163 Average</td> </tr> </tbody> </table>	Freq	Level	Over	Limit	ReadAntenna	Cable	Preamp	A/Pos	T/Pos	Remark	MHz	dBuV/m	dB	dBuV/m	dBuV	dB/m	dB	dB	cm	deg	1	10420.00	45.21	-23.89	68.30	56.72	37.25	11.61	68.37	---	2	15630.00	52.83	-11.17	74.00	56.68	48.21	14.00	58.78	122 163 Peak	3	15630.00	47.88	-10.12	54.00	51.45	48.21	14.00	58.78	122 163 Average
Freq	Level	Over	Limit	ReadAntenna	Cable	Preamp	A/Pos	T/Pos	Remark																																																																																													
MHz	dBuV/m	dB	dBuV/m	dBuV	dB/m	dB	dB	cm	deg																																																																																													
1	10420.00	45.83	-22.47	68.30	37.25	11.63	68.37	---	Peak																																																																																													
2	15630.00	52.95	-21.89	74.00	56.72	48.21	14.00	58.78	185 145 Peak																																																																																													
3	15630.00	48.12	-5.88	54.00	51.89	48.21	14.00	58.78	185 145 Average																																																																																													
Freq	Level	Over	Limit	ReadAntenna	Cable	Preamp	A/Pos	T/Pos	Remark																																																																																													
MHz	dBuV/m	dB	dBuV/m	dBuV	dB/m	dB	dB	cm	deg																																																																																													
1	10420.00	45.21	-23.89	68.30	56.72	37.25	11.61	68.37	---																																																																																													
2	15630.00	52.83	-11.17	74.00	56.68	48.21	14.00	58.78	122 163 Peak																																																																																													
3	15630.00	47.88	-10.12	54.00	51.45	48.21	14.00	58.78	122 163 Average																																																																																													



UNII-1 - 5150~5250MHz

UNII-2A - 5250~5350MHz

WIFI 802.11a (Band Edge @ 3m)

WIFI	UNII-2A 5250~5350MHz Band Edge @ 3m																																																																									
ANT	802.11a CH52 5260MHz - L																																																																									
1	Horizontal	Fundamental																																																																								
Peak	 <p>Site : 03CH02-SZ Condition : PART 15.407 3m HF ANT_3117_0107 HORIZONTAL Project : @SIV 1000 0000Hz VSW:3000 0000Hz Mode : 211916-01 Mode : Mode 4 SN : #19 GB227012194000K Plane : Z with Accessory setting : 5M power setting 16</p> <table border="1"> <thead> <tr> <th>Freq</th> <th>Level</th> <th>Over</th> <th>Limit</th> <th>ReadAntenna</th> <th>Cable</th> <th>Preamp</th> <th>A/Pos</th> <th>T/Pos</th> <th>Remark</th> </tr> <tr> <th>MHz</th> <th>dBuV/m</th> <th>dB</th> <th>dBuV/m</th> <th>dBuV</th> <th>dB/m</th> <th>dB</th> <th>dB</th> <th>cm</th> <th>deg</th> </tr> </thead> <tbody> <tr> <td>1</td> <td>5143.26</td> <td>58.73</td> <td>-23.27</td> <td>74.00</td> <td>37.99</td> <td>34.00</td> <td>9.34</td> <td>30.68</td> <td>130</td> <td>186 Peak</td> </tr> </tbody> </table>	Freq	Level	Over	Limit	ReadAntenna	Cable	Preamp	A/Pos	T/Pos	Remark	MHz	dBuV/m	dB	dBuV/m	dBuV	dB/m	dB	dB	cm	deg	1	5143.26	58.73	-23.27	74.00	37.99	34.00	9.34	30.68	130	186 Peak	 <p>Site : 03CH02-SZ Condition : PART 15.407 3m HF ANT_3117_0107 HORIZONTAL Project : @SIV 1000 0000Hz VSW:3000 0000Hz Mode : 211916-01 Mode : Mode 4 SN : #19 GB227012194000K Plane : Z with Accessory setting : 5M power setting 16</p> <table border="1"> <thead> <tr> <th>Freq</th> <th>Level</th> <th>Over</th> <th>Limit</th> <th>ReadAntenna</th> <th>Cable</th> <th>Preamp</th> <th>A/Pos</th> <th>T/Pos</th> <th>Remark</th> </tr> <tr> <th>MHz</th> <th>dBuV/m</th> <th>dB</th> <th>dBuV/m</th> <th>dBuV</th> <th>dB/m</th> <th>dB</th> <th>dB</th> <th>cm</th> <th>deg</th> </tr> </thead> <tbody> <tr> <td>1</td> <td>5268.00</td> <td>182.88</td> <td>34.58</td> <td>68.38</td> <td>89.71</td> <td>34.13</td> <td>9.66</td> <td>38.62</td> <td>130</td> <td>186 Peak</td> </tr> <tr> <td>2</td> <td>5268.00</td> <td>94.48</td> <td>-----</td> <td>81.23</td> <td>34.13</td> <td>9.66</td> <td>38.62</td> <td>130</td> <td>186 Average</td> </tr> </tbody> </table>	Freq	Level	Over	Limit	ReadAntenna	Cable	Preamp	A/Pos	T/Pos	Remark	MHz	dBuV/m	dB	dBuV/m	dBuV	dB/m	dB	dB	cm	deg	1	5268.00	182.88	34.58	68.38	89.71	34.13	9.66	38.62	130	186 Peak	2	5268.00	94.48	-----	81.23	34.13	9.66	38.62	130	186 Average
Freq	Level	Over	Limit	ReadAntenna	Cable	Preamp	A/Pos	T/Pos	Remark																																																																	
MHz	dBuV/m	dB	dBuV/m	dBuV	dB/m	dB	dB	cm	deg																																																																	
1	5143.26	58.73	-23.27	74.00	37.99	34.00	9.34	30.68	130	186 Peak																																																																
Freq	Level	Over	Limit	ReadAntenna	Cable	Preamp	A/Pos	T/Pos	Remark																																																																	
MHz	dBuV/m	dB	dBuV/m	dBuV	dB/m	dB	dB	cm	deg																																																																	
1	5268.00	182.88	34.58	68.38	89.71	34.13	9.66	38.62	130	186 Peak																																																																
2	5268.00	94.48	-----	81.23	34.13	9.66	38.62	130	186 Average																																																																	
Avg.	 <p>Site : 03CH02-SZ Condition : PART 15.407 AVG 3m HF ANT_3117_0107 HORIZONTAL Project : @SIV 1000 0000Hz VSW:3.0000Hz Mode : 211916-01 Mode : Mode 4 SN : #19 GB227012194000K Plane : Z with Accessory setting : 5M power setting 16</p> <table border="1"> <thead> <tr> <th>Freq</th> <th>Level</th> <th>Over</th> <th>Limit</th> <th>ReadAntenna</th> <th>Cable</th> <th>Preamp</th> <th>A/Pos</th> <th>T/Pos</th> <th>Remark</th> </tr> <tr> <th>MHz</th> <th>dBuV/m</th> <th>dB</th> <th>dBuV/m</th> <th>dBuV</th> <th>dB/m</th> <th>dB</th> <th>dB</th> <th>cm</th> <th>deg</th> </tr> </thead> <tbody> <tr> <td>1</td> <td>1088.66</td> <td>41.70</td> <td>-12.38</td> <td>54.00</td> <td>29.14</td> <td>33.90</td> <td>9.25</td> <td>38.59</td> <td>130</td> <td>186 Average</td> </tr> </tbody> </table>	Freq	Level	Over	Limit	ReadAntenna	Cable	Preamp	A/Pos	T/Pos	Remark	MHz	dBuV/m	dB	dBuV/m	dBuV	dB/m	dB	dB	cm	deg	1	1088.66	41.70	-12.38	54.00	29.14	33.90	9.25	38.59	130	186 Average	Left blank																																									
Freq	Level	Over	Limit	ReadAntenna	Cable	Preamp	A/Pos	T/Pos	Remark																																																																	
MHz	dBuV/m	dB	dBuV/m	dBuV	dB/m	dB	dB	cm	deg																																																																	
1	1088.66	41.70	-12.38	54.00	29.14	33.90	9.25	38.59	130	186 Average																																																																



WIFI	UNII-2A 5250~5350MHz Band Edge @ 3m																																
ANT	802.11a CH52 5260MHz - R																																
1	Horizontal	Fundamental																															
Peak	<p>Site : 03CH02-SZ Condition : PART 15.407 3m HF ANT_3117_0107 HORIZONTAL : RBW: 1000.000kHz VBW: 3000.000kHz Project : 211916-01 Mode : Mode 4 SN : #19 08B227012194000K Plane : Z with Accessory setting : GM power setting 16</p> <table border="1"> <thead> <tr> <th>Freq</th> <th>Level</th> <th>Over</th> <th>Limit</th> <th>ReadAntenna</th> <th>Cable</th> <th>Preamp</th> <th>A/Pos</th> <th>T/Pos</th> <th>Remark</th> </tr> <tr> <th>MHz</th> <th>dBuV/m</th> <th>dB</th> <th>dBuV/m</th> <th>dB/m</th> <th>dB</th> <th>dB</th> <th>ca</th> <th>deg</th> <th></th> </tr> </thead> <tbody> <tr> <td>1</td> <td>5491.92</td> <td>51.85</td> <td>-22.95</td> <td>74.00</td> <td>37.56</td> <td>34.20</td> <td>9.82</td> <td>30.53</td> <td>130</td> <td>166 Peak</td> </tr> </tbody> </table>	Freq	Level	Over	Limit	ReadAntenna	Cable	Preamp	A/Pos	T/Pos	Remark	MHz	dBuV/m	dB	dBuV/m	dB/m	dB	dB	ca	deg		1	5491.92	51.85	-22.95	74.00	37.56	34.20	9.82	30.53	130	166 Peak	Left blank
Freq	Level	Over	Limit	ReadAntenna	Cable	Preamp	A/Pos	T/Pos	Remark																								
MHz	dBuV/m	dB	dBuV/m	dB/m	dB	dB	ca	deg																									
1	5491.92	51.85	-22.95	74.00	37.56	34.20	9.82	30.53	130	166 Peak																							
Avg.	<p>Site : 03CH02-SZ Condition : PART 15.407 AVG 3m HF ANT_3117_0107 HORIZONTAL : RBW: 1000.000kHz VBW: 1.000kHz Project : 211916-01 Mode : Mode 4 SN : #19 08B227012194000K Plane : Z with Accessory setting : GM power setting 16</p> <table border="1"> <thead> <tr> <th>Freq</th> <th>Level</th> <th>Over</th> <th>Limit</th> <th>ReadAntenna</th> <th>Cable</th> <th>Preamp</th> <th>A/Pos</th> <th>T/Pos</th> <th>Remark</th> </tr> <tr> <th>MHz</th> <th>dBuV/m</th> <th>dB</th> <th>dBuV/m</th> <th>dB/m</th> <th>dB</th> <th>dB</th> <th>ca</th> <th>deg</th> <th></th> </tr> </thead> <tbody> <tr> <td>1</td> <td>5460.00</td> <td>41.82</td> <td>-12.98</td> <td>54.00</td> <td>27.48</td> <td>34.20</td> <td>9.98</td> <td>30.56</td> <td>130</td> <td>166 Average</td> </tr> </tbody> </table>	Freq	Level	Over	Limit	ReadAntenna	Cable	Preamp	A/Pos	T/Pos	Remark	MHz	dBuV/m	dB	dBuV/m	dB/m	dB	dB	ca	deg		1	5460.00	41.82	-12.98	54.00	27.48	34.20	9.98	30.56	130	166 Average	Left blank
Freq	Level	Over	Limit	ReadAntenna	Cable	Preamp	A/Pos	T/Pos	Remark																								
MHz	dBuV/m	dB	dBuV/m	dB/m	dB	dB	ca	deg																									
1	5460.00	41.82	-12.98	54.00	27.48	34.20	9.98	30.56	130	166 Average																							



WIFI	UNII-2A 5250~5350MHz Band Edge @ 3m																																																																										
ANT	802.11a CH52 5260MHz - L																																																																										
1	Vertical	Fundamental																																																																									
Peak	<p>Date: 12 Date: 2022-05-26</p> <p>Site : 03CH02-SZ Condition : PART 15.407 3m HF ANT_3117_0107 VERTICAL RSW: 1000.000kHz VBW: 3000.000kHz Project : 211916-01 Mode : Mode 4 SN : #19 08B227012194000K Plane : Z with Accessory setting : GM power setting 15</p> <table border="1"> <thead> <tr> <th>Freq</th> <th>Level</th> <th>Over</th> <th>Limit</th> <th>ReadAntenna</th> <th>Cable</th> <th>Preamp</th> <th>A/Pos</th> <th>T/Pos</th> <th>Remark</th> </tr> <tr> <th>MHz</th> <th>dBm</th> <th>dB</th> <th>dBm</th> <th>dBm</th> <th>dB</th> <th>dB</th> <th>dB</th> <th>deg</th> <th></th> </tr> </thead> <tbody> <tr> <td>1</td> <td>9979.56</td> <td>51.62</td> <td>-22.38</td> <td>74.00</td> <td>39.12</td> <td>33.87</td> <td>9.22</td> <td>30.59</td> <td>210</td> <td>192 Peak</td> </tr> </tbody> </table>	Freq	Level	Over	Limit	ReadAntenna	Cable	Preamp	A/Pos	T/Pos	Remark	MHz	dBm	dB	dBm	dBm	dB	dB	dB	deg		1	9979.56	51.62	-22.38	74.00	39.12	33.87	9.22	30.59	210	192 Peak	<p>Date: 14 Date: 2022-05-26</p> <p>Site : 03CH02-SZ Condition : PART 15.407 3m HF ANT_3117_0107 VERTICAL RSW: 1000.000kHz VBW: 3000.000kHz Project : 211916-01 Mode : Mode 4 SN : #19 08B227012194000K Plane : Z with Accessory setting : GM power setting 15</p> <table border="1"> <thead> <tr> <th>Freq</th> <th>Level</th> <th>Over</th> <th>Limit</th> <th>ReadAntenna</th> <th>Cable</th> <th>Preamp</th> <th>A/Pos</th> <th>T/Pos</th> <th>Remark</th> </tr> <tr> <th>MHz</th> <th>dBm</th> <th>dB</th> <th>dBm</th> <th>dBm</th> <th>dB</th> <th>dB</th> <th>dB</th> <th>deg</th> <th></th> </tr> </thead> <tbody> <tr> <td>1</td> <td>5260.00</td> <td>99.83</td> <td>30.73</td> <td>68.30</td> <td>85.86</td> <td>34.13</td> <td>9.66</td> <td>30.62</td> <td>210</td> <td>192 Peak</td> </tr> <tr> <td>2</td> <td>5260.00</td> <td>91.82</td> <td>.....</td> <td>78.65</td> <td>34.13</td> <td>9.66</td> <td>30.62</td> <td>210</td> <td>192</td> <td>Average</td> </tr> </tbody> </table>	Freq	Level	Over	Limit	ReadAntenna	Cable	Preamp	A/Pos	T/Pos	Remark	MHz	dBm	dB	dBm	dBm	dB	dB	dB	deg		1	5260.00	99.83	30.73	68.30	85.86	34.13	9.66	30.62	210	192 Peak	2	5260.00	91.82	78.65	34.13	9.66	30.62	210	192	Average
Freq	Level	Over	Limit	ReadAntenna	Cable	Preamp	A/Pos	T/Pos	Remark																																																																		
MHz	dBm	dB	dBm	dBm	dB	dB	dB	deg																																																																			
1	9979.56	51.62	-22.38	74.00	39.12	33.87	9.22	30.59	210	192 Peak																																																																	
Freq	Level	Over	Limit	ReadAntenna	Cable	Preamp	A/Pos	T/Pos	Remark																																																																		
MHz	dBm	dB	dBm	dBm	dB	dB	dB	deg																																																																			
1	5260.00	99.83	30.73	68.30	85.86	34.13	9.66	30.62	210	192 Peak																																																																	
2	5260.00	91.82	78.65	34.13	9.66	30.62	210	192	Average																																																																	
Avg.	<p>Date: 7 Date: 2022-05-26</p> <p>Site : 03CH02-SZ Condition : PART 15.407 AVG 3m HF ANT_3117_0107 VERTICAL RSW: 1000.000kHz VBW: 1.000kHz Project : 211916-01 Mode : Mode 4 SN : #19 08B227012194000K Plane : Z with Accessory setting : GM power setting 15</p> <table border="1"> <thead> <tr> <th>Freq</th> <th>Level</th> <th>Over</th> <th>Limit</th> <th>ReadAntenna</th> <th>Cable</th> <th>Preamp</th> <th>A/Pos</th> <th>T/Pos</th> <th>Remark</th> </tr> <tr> <th>MHz</th> <th>dBm</th> <th>dB</th> <th>dBm</th> <th>dBm</th> <th>dB</th> <th>dB</th> <th>dB</th> <th>deg</th> <th></th> </tr> </thead> <tbody> <tr> <td>1</td> <td>5253.38</td> <td>41.69</td> <td>-22.31</td> <td>54.00</td> <td>29.81</td> <td>55.97</td> <td>9.31</td> <td>30.00</td> <td>210</td> <td>192 Average</td> </tr> </tbody> </table>	Freq	Level	Over	Limit	ReadAntenna	Cable	Preamp	A/Pos	T/Pos	Remark	MHz	dBm	dB	dBm	dBm	dB	dB	dB	deg		1	5253.38	41.69	-22.31	54.00	29.81	55.97	9.31	30.00	210	192 Average	Left blank																																										
Freq	Level	Over	Limit	ReadAntenna	Cable	Preamp	A/Pos	T/Pos	Remark																																																																		
MHz	dBm	dB	dBm	dBm	dB	dB	dB	deg																																																																			
1	5253.38	41.69	-22.31	54.00	29.81	55.97	9.31	30.00	210	192 Average																																																																	



WIFI	UNII-2A 5250~5350MHz Band Edge @ 3m																																
ANT	802.11a CH52 5260MHz - R																																
1	Vertical	Fundamental																															
Peak	<p>Site : 03CH02-SZ Condition : PART 15.407 3m HF ANT_3117_0107 VERTICAL : RBW: 1000.000kHz VBW: 3000.000kHz Project : 211916-01 Mode : Mode 4 SN : #19 08B227012194000K Plane : Z with Accessory setting : GM power setting 15</p> <table border="1"> <thead> <tr> <th>Freq</th> <th>Level</th> <th>Over</th> <th>Limit</th> <th>ReadAntenna</th> <th>Cable</th> <th>Preamp</th> <th>A/Pos</th> <th>T/Pos</th> <th>Remark</th> </tr> <tr> <th>MHz</th> <th>dBuV/m</th> <th>dB</th> <th>dBuV/m</th> <th>dBuV</th> <th>dB/m</th> <th>dB</th> <th>dB</th> <th>deg</th> <th></th> </tr> </thead> <tbody> <tr> <td>1</td> <td>5457.12</td> <td>49.88</td> <td>-24.12</td> <td>74.00</td> <td>36.34</td> <td>34.20</td> <td>9.98</td> <td>30.56</td> <td>210</td> <td>192 Peak</td> </tr> </tbody> </table>	Freq	Level	Over	Limit	ReadAntenna	Cable	Preamp	A/Pos	T/Pos	Remark	MHz	dBuV/m	dB	dBuV/m	dBuV	dB/m	dB	dB	deg		1	5457.12	49.88	-24.12	74.00	36.34	34.20	9.98	30.56	210	192 Peak	Left blank
Freq	Level	Over	Limit	ReadAntenna	Cable	Preamp	A/Pos	T/Pos	Remark																								
MHz	dBuV/m	dB	dBuV/m	dBuV	dB/m	dB	dB	deg																									
1	5457.12	49.88	-24.12	74.00	36.34	34.20	9.98	30.56	210	192 Peak																							
Avg.	<p>Site : 03CH02-SZ Condition : PART 15.407 AVG 3m HF ANT_3117_0107 VERTICAL : RBW: 1000.000kHz VBW: 1.000kHz Project : 211916-01 Mode : Mode 4 SN : #19 08B227012194000K Plane : Z with Accessory setting : GM power setting 15</p> <table border="1"> <thead> <tr> <th>Freq</th> <th>Level</th> <th>Over</th> <th>Limit</th> <th>ReadAntenna</th> <th>Cable</th> <th>Preamp</th> <th>A/Pos</th> <th>T/Pos</th> <th>Remark</th> </tr> <tr> <th>MHz</th> <th>dBuV/m</th> <th>dB</th> <th>dBuV/m</th> <th>dBuV</th> <th>dB/m</th> <th>dB</th> <th>dB</th> <th>deg</th> <th></th> </tr> </thead> <tbody> <tr> <td>1</td> <td>5460.00</td> <td>41.00</td> <td>-15.00</td> <td>54.00</td> <td>27.46</td> <td>34.20</td> <td>9.98</td> <td>30.56</td> <td>210</td> <td>192 Average</td> </tr> </tbody> </table>	Freq	Level	Over	Limit	ReadAntenna	Cable	Preamp	A/Pos	T/Pos	Remark	MHz	dBuV/m	dB	dBuV/m	dBuV	dB/m	dB	dB	deg		1	5460.00	41.00	-15.00	54.00	27.46	34.20	9.98	30.56	210	192 Average	Left blank
Freq	Level	Over	Limit	ReadAntenna	Cable	Preamp	A/Pos	T/Pos	Remark																								
MHz	dBuV/m	dB	dBuV/m	dBuV	dB/m	dB	dB	deg																									
1	5460.00	41.00	-15.00	54.00	27.46	34.20	9.98	30.56	210	192 Average																							



WIFI	UNII-2A 5250~5350MHz Band Edge @ 3m																																																																									
ANT	802.11a CH60 5300MHz - L																																																																									
1	Horizontal	Fundamental																																																																								
Peak	<p>Site : 03CH02-SZ Condition : PART 15.407 3m HF ANT_3117_0107 HORIZONTAL RSW: 1000.000kHz VBW: 3000.000kHz Project : 211916-01 Mode : Mode 5 SN : #19 08227012194000K Plane : Z with Accessory setting : GM power setting 16</p> <table border="1"> <thead> <tr> <th>Freq</th> <th>Level</th> <th>Over</th> <th>Limit</th> <th>ReadAntenna</th> <th>Cable</th> <th>Preamp</th> <th>A/Pos</th> <th>T/Pos</th> <th>Remark</th> </tr> <tr> <th>MHz</th> <th>dBuV/m</th> <th>dB</th> <th>dBuV/m</th> <th>dBuV</th> <th>dB/m</th> <th>dB</th> <th>dB</th> <th>cm</th> <th>deg</th> </tr> </thead> <tbody> <tr> <td>1</td> <td>1947.69</td> <td>51.16</td> <td>-22.84</td> <td>74.00</td> <td>38.83</td> <td>33.00</td> <td>9.16</td> <td>30.63</td> <td>115</td> <td>172 Peak</td> </tr> </tbody> </table>	Freq	Level	Over	Limit	ReadAntenna	Cable	Preamp	A/Pos	T/Pos	Remark	MHz	dBuV/m	dB	dBuV/m	dBuV	dB/m	dB	dB	cm	deg	1	1947.69	51.16	-22.84	74.00	38.83	33.00	9.16	30.63	115	172 Peak	<p>Site : 03CH02-SZ Condition : PART 15.407 3m HF ANT_3117_0107 HORIZONTAL RSW: 1000.000kHz VBW: 3000.000kHz Project : 211916-01 Mode : Mode 5 SN : #19 08227012194000K Plane : Z with Accessory setting : GM power setting 16</p> <table border="1"> <thead> <tr> <th>Freq</th> <th>Level</th> <th>Over</th> <th>Limit</th> <th>ReadAntenna</th> <th>Cable</th> <th>Preamp</th> <th>A/Pos</th> <th>T/Pos</th> <th>Remark</th> </tr> <tr> <th>MHz</th> <th>dBuV/m</th> <th>dB</th> <th>dBuV/m</th> <th>dBuV</th> <th>dB/m</th> <th>dB</th> <th>dB</th> <th>cm</th> <th>deg</th> </tr> </thead> <tbody> <tr> <td>1</td> <td>5300.00</td> <td>182.54</td> <td>34.24</td> <td>68.38</td> <td>89.88</td> <td>34.28</td> <td>9.77</td> <td>30.51</td> <td>115</td> <td>172 Peak</td> </tr> <tr> <td>2</td> <td>5300.00</td> <td>95.80</td> <td>.....</td> <td>82.34</td> <td>34.28</td> <td>9.77</td> <td>30.51</td> <td>115</td> <td>172 Average</td> </tr> </tbody> </table>	Freq	Level	Over	Limit	ReadAntenna	Cable	Preamp	A/Pos	T/Pos	Remark	MHz	dBuV/m	dB	dBuV/m	dBuV	dB/m	dB	dB	cm	deg	1	5300.00	182.54	34.24	68.38	89.88	34.28	9.77	30.51	115	172 Peak	2	5300.00	95.80	82.34	34.28	9.77	30.51	115	172 Average
Freq	Level	Over	Limit	ReadAntenna	Cable	Preamp	A/Pos	T/Pos	Remark																																																																	
MHz	dBuV/m	dB	dBuV/m	dBuV	dB/m	dB	dB	cm	deg																																																																	
1	1947.69	51.16	-22.84	74.00	38.83	33.00	9.16	30.63	115	172 Peak																																																																
Freq	Level	Over	Limit	ReadAntenna	Cable	Preamp	A/Pos	T/Pos	Remark																																																																	
MHz	dBuV/m	dB	dBuV/m	dBuV	dB/m	dB	dB	cm	deg																																																																	
1	5300.00	182.54	34.24	68.38	89.88	34.28	9.77	30.51	115	172 Peak																																																																
2	5300.00	95.80	82.34	34.28	9.77	30.51	115	172 Average																																																																	
Avg.	<p>Site : 03CH02-SZ Condition : PART 15.407 AVG 3m HF ANT_3117_0107 HORIZONTAL RSW: 1000.000kHz VBW: 1.000kHz Project : 211916-01 Mode : Mode 5 SN : #19 08227012194000K Plane : Z with Accessory setting : GM power setting 16</p> <table border="1"> <thead> <tr> <th>Freq</th> <th>Level</th> <th>Over</th> <th>Limit</th> <th>ReadAntenna</th> <th>Cable</th> <th>Preamp</th> <th>A/Pos</th> <th>T/Pos</th> <th>Remark</th> </tr> <tr> <th>MHz</th> <th>dBuV/m</th> <th>dB</th> <th>dBuV/m</th> <th>dBuV</th> <th>dB/m</th> <th>dB</th> <th>dB</th> <th>cm</th> <th>deg</th> </tr> </thead> <tbody> <tr> <td>1</td> <td>5322.38</td> <td>41.89</td> <td>-12.11</td> <td>54.00</td> <td>29.21</td> <td>55.97</td> <td>9.31</td> <td>30.08</td> <td>115</td> <td>172 Average</td> </tr> </tbody> </table>	Freq	Level	Over	Limit	ReadAntenna	Cable	Preamp	A/Pos	T/Pos	Remark	MHz	dBuV/m	dB	dBuV/m	dBuV	dB/m	dB	dB	cm	deg	1	5322.38	41.89	-12.11	54.00	29.21	55.97	9.31	30.08	115	172 Average	Left blank																																									
Freq	Level	Over	Limit	ReadAntenna	Cable	Preamp	A/Pos	T/Pos	Remark																																																																	
MHz	dBuV/m	dB	dBuV/m	dBuV	dB/m	dB	dB	cm	deg																																																																	
1	5322.38	41.89	-12.11	54.00	29.21	55.97	9.31	30.08	115	172 Average																																																																



WIFI	UNII-2A 5250~5350MHz Band Edge @ 3m																																
ANT	802.11a CH60 5300MHz - R																																
1	Horizontal	Fundamental																															
Peak	<p>Site : 03CH02-SZ Condition : PART 15.407 3m HF ANT_3117_0107 HORIZONTAL : RBW: 1000.000kHz VBW: 3000.000kHz Project : 211916-01 Mode : Mode 5 Site : #19 08B227012194000K Plane : Z with Accessory setting : GM power setting 16</p> <table border="1"> <thead> <tr> <th>Freq</th> <th>Level</th> <th>Over</th> <th>Limit</th> <th>ReadAntenna</th> <th>Cable</th> <th>Preamp</th> <th>A/Pos</th> <th>T/Pos</th> <th>Remark</th> </tr> <tr> <th>MHz</th> <th>dBuV/m</th> <th>dB</th> <th>dBuV/m</th> <th>dBuV</th> <th>dB/m</th> <th>dB</th> <th>dB</th> <th>deg</th> <th></th> </tr> </thead> <tbody> <tr> <td>1</td> <td>5444.88</td> <td>51.58</td> <td>-22.58</td> <td>74.00</td> <td>37.98</td> <td>34.20</td> <td>9.87</td> <td>30.55</td> <td>115</td> <td>172 Peak</td> </tr> </tbody> </table>	Freq	Level	Over	Limit	ReadAntenna	Cable	Preamp	A/Pos	T/Pos	Remark	MHz	dBuV/m	dB	dBuV/m	dBuV	dB/m	dB	dB	deg		1	5444.88	51.58	-22.58	74.00	37.98	34.20	9.87	30.55	115	172 Peak	Left blank
Freq	Level	Over	Limit	ReadAntenna	Cable	Preamp	A/Pos	T/Pos	Remark																								
MHz	dBuV/m	dB	dBuV/m	dBuV	dB/m	dB	dB	deg																									
1	5444.88	51.58	-22.58	74.00	37.98	34.20	9.87	30.55	115	172 Peak																							
Avg.	<p>Site : 03CH02-SZ Condition : PART 15.407 AVG 3m HF ANT_3117_0107 HORIZONTAL : RBW: 1000.000kHz VBW: 1.000kHz Project : 211916-01 Mode : Mode 5 Site : #19 08B227012194000K Plane : Z with Accessory setting : GM power setting 16</p> <table border="1"> <thead> <tr> <th>Freq</th> <th>Level</th> <th>Over</th> <th>Limit</th> <th>ReadAntenna</th> <th>Cable</th> <th>Preamp</th> <th>A/Pos</th> <th>T/Pos</th> <th>Remark</th> </tr> <tr> <th>MHz</th> <th>dBuV/m</th> <th>dB</th> <th>dBuV/m</th> <th>dBuV</th> <th>dB/m</th> <th>dB</th> <th>dB</th> <th>deg</th> <th></th> </tr> </thead> <tbody> <tr> <td>1</td> <td>5551.52</td> <td>41.41</td> <td>-12.59</td> <td>54.00</td> <td>27.93</td> <td>34.20</td> <td>9.88</td> <td>30.52</td> <td>115</td> <td>172 Average</td> </tr> </tbody> </table>	Freq	Level	Over	Limit	ReadAntenna	Cable	Preamp	A/Pos	T/Pos	Remark	MHz	dBuV/m	dB	dBuV/m	dBuV	dB/m	dB	dB	deg		1	5551.52	41.41	-12.59	54.00	27.93	34.20	9.88	30.52	115	172 Average	Left blank
Freq	Level	Over	Limit	ReadAntenna	Cable	Preamp	A/Pos	T/Pos	Remark																								
MHz	dBuV/m	dB	dBuV/m	dBuV	dB/m	dB	dB	deg																									
1	5551.52	41.41	-12.59	54.00	27.93	34.20	9.88	30.52	115	172 Average																							



WIFI	UNII-2A 5250~5350MHz Band Edge @ 3m																																																																									
ANT	802.11a CH60 5300MHz - L																																																																									
1	Vertical	Fundamental																																																																								
Peak	<p>Site : 03CH02-SZ Condition : PART 15.407 3m HF ANT_3117_0107 VERTICAL RSW: 1000.000kHz VBW: 3000.000kHz Project : 211916-01 Mode : Mode 5 SN : #19 08B227012194000K Plane : Z with Accessory setting : GM power setting 15</p> <table border="1"> <thead> <tr> <th>Freq</th> <th>Level</th> <th>Over</th> <th>Limit</th> <th>ReadAntenna</th> <th>Cable</th> <th>Preamp</th> <th>A/Pos</th> <th>T/Pos</th> <th>Remark</th> </tr> <tr> <th>MHz</th> <th>dBuV/m</th> <th>dB</th> <th>dBuV/m</th> <th>dBuV</th> <th>dB/m</th> <th>dB</th> <th>dB</th> <th>cm</th> <th>deg</th> </tr> </thead> <tbody> <tr> <td>1</td> <td>5142.45</td> <td>51.65</td> <td>-22.35</td> <td>74.00</td> <td>38.91</td> <td>34.00</td> <td>9.34</td> <td>30.60</td> <td>211</td> <td>186 Peak</td> </tr> </tbody> </table>	Freq	Level	Over	Limit	ReadAntenna	Cable	Preamp	A/Pos	T/Pos	Remark	MHz	dBuV/m	dB	dBuV/m	dBuV	dB/m	dB	dB	cm	deg	1	5142.45	51.65	-22.35	74.00	38.91	34.00	9.34	30.60	211	186 Peak	<p>Site : 03CH02-SZ Condition : PART 15.407 3m HF ANT_3117_0107 VERTICAL RSW: 1000.000kHz VBW: 3000.000kHz Project : 211916-01 Mode : Mode 5 SN : #19 08B227012194000K Plane : Z with Accessory setting : GM power setting 15</p> <table border="1"> <thead> <tr> <th>Freq</th> <th>Level</th> <th>Over</th> <th>Limit</th> <th>ReadAntenna</th> <th>Cable</th> <th>Preamp</th> <th>A/Pos</th> <th>T/Pos</th> <th>Remark</th> </tr> <tr> <th>MHz</th> <th>dBuV/m</th> <th>dB</th> <th>dBuV/m</th> <th>dBuV</th> <th>dB/m</th> <th>dB</th> <th>dB</th> <th>cm</th> <th>deg</th> </tr> </thead> <tbody> <tr> <td>1</td> <td>5300.00</td> <td>99.48</td> <td>31.10</td> <td>68.38</td> <td>85.94</td> <td>34.28</td> <td>9.77</td> <td>30.51</td> <td>211</td> <td>186 Peak</td> </tr> <tr> <td>2</td> <td>5300.00</td> <td>91.80</td> <td>.....</td> <td>78.34</td> <td>34.28</td> <td>9.77</td> <td>30.51</td> <td>211</td> <td>186 Average</td> </tr> </tbody> </table>	Freq	Level	Over	Limit	ReadAntenna	Cable	Preamp	A/Pos	T/Pos	Remark	MHz	dBuV/m	dB	dBuV/m	dBuV	dB/m	dB	dB	cm	deg	1	5300.00	99.48	31.10	68.38	85.94	34.28	9.77	30.51	211	186 Peak	2	5300.00	91.80	78.34	34.28	9.77	30.51	211	186 Average
Freq	Level	Over	Limit	ReadAntenna	Cable	Preamp	A/Pos	T/Pos	Remark																																																																	
MHz	dBuV/m	dB	dBuV/m	dBuV	dB/m	dB	dB	cm	deg																																																																	
1	5142.45	51.65	-22.35	74.00	38.91	34.00	9.34	30.60	211	186 Peak																																																																
Freq	Level	Over	Limit	ReadAntenna	Cable	Preamp	A/Pos	T/Pos	Remark																																																																	
MHz	dBuV/m	dB	dBuV/m	dBuV	dB/m	dB	dB	cm	deg																																																																	
1	5300.00	99.48	31.10	68.38	85.94	34.28	9.77	30.51	211	186 Peak																																																																
2	5300.00	91.80	78.34	34.28	9.77	30.51	211	186 Average																																																																	
Avg.	<p>Site : 03CH02-SZ Condition : PART 15.407 AVG 3m HF ANT_3117_0107 VERTICAL RSW: 1000.000kHz VBW: 1.000kHz Project : 211916-01 Mode : Mode 5 SN : #19 08B227012194000K Plane : Z with Accessory setting : GM power setting 15</p> <table border="1"> <thead> <tr> <th>Freq</th> <th>Level</th> <th>Over</th> <th>Limit</th> <th>ReadAntenna</th> <th>Cable</th> <th>Preamp</th> <th>A/Pos</th> <th>T/Pos</th> <th>Remark</th> </tr> <tr> <th>MHz</th> <th>dBuV/m</th> <th>dB</th> <th>dBuV/m</th> <th>dBuV</th> <th>dB/m</th> <th>dB</th> <th>dB</th> <th>cm</th> <th>deg</th> </tr> </thead> <tbody> <tr> <td>1</td> <td>5096.25</td> <td>42.85</td> <td>-11.97</td> <td>54.00</td> <td>29.44</td> <td>35.90</td> <td>9.25</td> <td>30.56</td> <td>211</td> <td>186 Average</td> </tr> </tbody> </table>	Freq	Level	Over	Limit	ReadAntenna	Cable	Preamp	A/Pos	T/Pos	Remark	MHz	dBuV/m	dB	dBuV/m	dBuV	dB/m	dB	dB	cm	deg	1	5096.25	42.85	-11.97	54.00	29.44	35.90	9.25	30.56	211	186 Average	Left blank																																									
Freq	Level	Over	Limit	ReadAntenna	Cable	Preamp	A/Pos	T/Pos	Remark																																																																	
MHz	dBuV/m	dB	dBuV/m	dBuV	dB/m	dB	dB	cm	deg																																																																	
1	5096.25	42.85	-11.97	54.00	29.44	35.90	9.25	30.56	211	186 Average																																																																



WIFI	UNII-2A 5250~5350MHz Band Edge @ 3m	
ANT	802.11a CH60 5300MHz - R	
1	Vertical	Fundamental
Peak	<p> Date: 9 Date: 2022-05-26 Level (dBuV/m) Frequency (MHz) Site : 03CH02-SZ Condition : PART 15.407 3m HF ANT_3117_0107 VERTICAL : RBW: 1000.000kHz VBW: 3000.000kHz Project : 211916-01 Mode : Mode 5 Site : #19 08B227012194000K Plane : Z with Accessory setting : GM power setting 16 Freq Level Over Limit ReadAntenna Cable Preamp A/Pos T/Pos Remark MHz dBuV/m dB dBuV/m dBuV/m dB/m dB dB ce deg 1 5399.28 59.29 -23.71 74.00 36.00 34.20 9.82 30.53 211 106 Peak </p>	Left blank
Avg.	<p> Date: 10 Date: 2022-05-26 Level (dBuV/m) Frequency (MHz) Site : 03CH02-SZ Condition : PART 15.407 AVG 3m HF ANT_3117_0107 VERTICAL : RBW: 1000.000kHz VBW: 1.000kHz Project : 211916-01 Mode : Mode 5 Site : #19 08B227012194000K Plane : Z with Accessory setting : GM power setting 16 Freq Level Over Limit ReadAntenna Cable Preamp A/Pos T/Pos Remark MHz dBuV/m dB dBuV/m dBuV/m dB/m dB dB ce deg 1 5354.68 41.48 -12.52 54.00 28.00 34.20 9.88 30.52 211 106 Average </p>	Left blank



WIFI	UNII-2A 5250~5350MHz Band Edge @ 3m																																																																									
ANT	802.11a CH64 5320MHz																																																																									
1	Horizontal	Fundamental																																																																								
Peak	<p>Site : 03CH02-SZ Condition : PART 15.407 3m HF ANT_3117_0107 HORIZONTAL RSW: 1000.000kHz VBW: 3000.000kHz Project : 211916-01 Mode : Mode 6 SN : #19 08B227012194000K Plane : Z with Accessory setting : GM power setting 15</p> <table border="1"> <thead> <tr> <th>Freq</th> <th>Level</th> <th>Over</th> <th>Limit</th> <th>ReadAntenna</th> <th>Cable</th> <th>Preamp</th> <th>A/Pos</th> <th>T/Pos</th> <th>Remark</th> </tr> <tr> <th>MHz</th> <th>dBuV/m</th> <th>dB</th> <th>dBuV/m</th> <th>dBuV</th> <th>dB/m</th> <th>dB</th> <th>dB</th> <th>cm</th> <th>deg</th> </tr> </thead> <tbody> <tr> <td>1</td> <td>5389.92</td> <td>52.54</td> <td>-21.46</td> <td>74.00</td> <td>38.53</td> <td>34.28</td> <td>38.34</td> <td>38.53</td> <td>146</td> <td>188 Peak</td> </tr> </tbody> </table>	Freq	Level	Over	Limit	ReadAntenna	Cable	Preamp	A/Pos	T/Pos	Remark	MHz	dBuV/m	dB	dBuV/m	dBuV	dB/m	dB	dB	cm	deg	1	5389.92	52.54	-21.46	74.00	38.53	34.28	38.34	38.53	146	188 Peak	<p>Site : 03CH02-SZ Condition : PART 15.407 3m HF ANT_3117_0107 HORIZONTAL RSW: 1000.000kHz VBW: 3000.000kHz Project : 211916-01 Mode : Mode 6 SN : #19 08B227012194000K Plane : Z with Accessory setting : GM power setting 15</p> <table border="1"> <thead> <tr> <th>Freq</th> <th>Level</th> <th>Over</th> <th>Limit</th> <th>ReadAntenna</th> <th>Cable</th> <th>Preamp</th> <th>A/Pos</th> <th>T/Pos</th> <th>Remark</th> </tr> <tr> <th>MHz</th> <th>dBuV/m</th> <th>dB</th> <th>dBuV/m</th> <th>dBuV</th> <th>dB/m</th> <th>dB</th> <th>dB</th> <th>cm</th> <th>deg</th> </tr> </thead> <tbody> <tr> <td>1</td> <td>5320.00</td> <td>108.41</td> <td>32.11</td> <td>68.38</td> <td>86.46</td> <td>34.28</td> <td>19.26</td> <td>38.51</td> <td>146</td> <td>188 Peak</td> </tr> <tr> <td>2</td> <td>5320.00</td> <td>93.25</td> <td>.....</td> <td>79.38</td> <td>34.28</td> <td>10.25</td> <td>38.51</td> <td>146</td> <td>188 Average</td> </tr> </tbody> </table>	Freq	Level	Over	Limit	ReadAntenna	Cable	Preamp	A/Pos	T/Pos	Remark	MHz	dBuV/m	dB	dBuV/m	dBuV	dB/m	dB	dB	cm	deg	1	5320.00	108.41	32.11	68.38	86.46	34.28	19.26	38.51	146	188 Peak	2	5320.00	93.25	79.38	34.28	10.25	38.51	146	188 Average
Freq	Level	Over	Limit	ReadAntenna	Cable	Preamp	A/Pos	T/Pos	Remark																																																																	
MHz	dBuV/m	dB	dBuV/m	dBuV	dB/m	dB	dB	cm	deg																																																																	
1	5389.92	52.54	-21.46	74.00	38.53	34.28	38.34	38.53	146	188 Peak																																																																
Freq	Level	Over	Limit	ReadAntenna	Cable	Preamp	A/Pos	T/Pos	Remark																																																																	
MHz	dBuV/m	dB	dBuV/m	dBuV	dB/m	dB	dB	cm	deg																																																																	
1	5320.00	108.41	32.11	68.38	86.46	34.28	19.26	38.51	146	188 Peak																																																																
2	5320.00	93.25	79.38	34.28	10.25	38.51	146	188 Average																																																																	
Avg.	<p>Site : 03CH02-SZ Condition : PART 15.407 3m HF ANT_3117_0107 HORIZONTAL RSW: 1000.000kHz VBW: 3000.000kHz Project : 211916-01 Mode : Mode 6 SN : #19 08B227012194000K Plane : Z with Accessory setting : GM power setting 15</p> <table border="1"> <thead> <tr> <th>Freq</th> <th>Level</th> <th>Over</th> <th>Limit</th> <th>ReadAntenna</th> <th>Cable</th> <th>Preamp</th> <th>A/Pos</th> <th>T/Pos</th> <th>Remark</th> </tr> <tr> <th>MHz</th> <th>dBuV/m</th> <th>dB</th> <th>dBuV/m</th> <th>dBuV</th> <th>dB/m</th> <th>dB</th> <th>dB</th> <th>cm</th> <th>deg</th> </tr> </thead> <tbody> <tr> <td>1</td> <td>5389.92</td> <td>52.54</td> <td>-21.46</td> <td>74.00</td> <td>38.53</td> <td>34.28</td> <td>38.34</td> <td>38.53</td> <td>146</td> <td>188 Peak</td> </tr> </tbody> </table>	Freq	Level	Over	Limit	ReadAntenna	Cable	Preamp	A/Pos	T/Pos	Remark	MHz	dBuV/m	dB	dBuV/m	dBuV	dB/m	dB	dB	cm	deg	1	5389.92	52.54	-21.46	74.00	38.53	34.28	38.34	38.53	146	188 Peak	Left blank																																									
Freq	Level	Over	Limit	ReadAntenna	Cable	Preamp	A/Pos	T/Pos	Remark																																																																	
MHz	dBuV/m	dB	dBuV/m	dBuV	dB/m	dB	dB	cm	deg																																																																	
1	5389.92	52.54	-21.46	74.00	38.53	34.28	38.34	38.53	146	188 Peak																																																																



WIFI	UNII-2A 5250~5350MHz Band Edge @ 3m																																																																									
ANT	802.11a CH64 5320MHz																																																																									
1	Vertical	Fundamental																																																																								
Peak	<p>Site : 03CH02-SZ Condition : PART 15.407 3m HF ANT_3117_0107 VERTICAL RSW: 1000.000kHz VBW: 3000.000kHz Project : 211916-01 Mode : Mode 6 SN : #19 08227012194000K Plane : Z with Accessory setting : GM power setting 15</p> <table border="1"> <thead> <tr> <th>Freq</th> <th>Level</th> <th>Over</th> <th>Limit</th> <th>ReadAntenna</th> <th>Cable</th> <th>Preamp</th> <th>A/Pos</th> <th>T/Pos</th> <th>Remark</th> </tr> <tr> <th>MHz</th> <th>dBuV/m</th> <th>dB</th> <th>dBuV/m</th> <th>dBuV</th> <th>dB/m</th> <th>dB</th> <th>dB</th> <th>cm</th> <th>deg</th> </tr> </thead> <tbody> <tr> <td>1</td> <td>5493.68</td> <td>52.85</td> <td>-11.15</td> <td>74.00</td> <td>38.04</td> <td>34.28</td> <td>18.34</td> <td>30.53</td> <td>150</td> <td>162 Peak</td> </tr> </tbody> </table>	Freq	Level	Over	Limit	ReadAntenna	Cable	Preamp	A/Pos	T/Pos	Remark	MHz	dBuV/m	dB	dBuV/m	dBuV	dB/m	dB	dB	cm	deg	1	5493.68	52.85	-11.15	74.00	38.04	34.28	18.34	30.53	150	162 Peak	<p>Site : 03CH02-SZ Condition : PART 15.407 3m HF ANT_3117_0107 VERTICAL RSW: 1000.000kHz VBW: 3000.000kHz Project : 211916-01 Mode : Mode 6 SN : #19 08227012194000K Plane : Z with Accessory setting : GM power setting 15</p> <table border="1"> <thead> <tr> <th>Freq</th> <th>Level</th> <th>Over</th> <th>Limit</th> <th>ReadAntenna</th> <th>Cable</th> <th>Preamp</th> <th>A/Pos</th> <th>T/Pos</th> <th>Remark</th> </tr> <tr> <th>MHz</th> <th>dBuV/m</th> <th>dB</th> <th>dBuV/m</th> <th>dBuV</th> <th>dB/m</th> <th>dB</th> <th>dB</th> <th>cm</th> <th>deg</th> </tr> </thead> <tbody> <tr> <td>1</td> <td>5320.00</td> <td>181.54</td> <td>33.24</td> <td>68.30</td> <td>87.59</td> <td>34.28</td> <td>19.26</td> <td>30.51</td> <td>150</td> <td>162 Peak</td> </tr> <tr> <td>2</td> <td>5320.00</td> <td>94.61</td> <td>.....</td> <td>89.66</td> <td>34.28</td> <td>10.25</td> <td>30.51</td> <td>150</td> <td>162 Average</td> </tr> </tbody> </table>	Freq	Level	Over	Limit	ReadAntenna	Cable	Preamp	A/Pos	T/Pos	Remark	MHz	dBuV/m	dB	dBuV/m	dBuV	dB/m	dB	dB	cm	deg	1	5320.00	181.54	33.24	68.30	87.59	34.28	19.26	30.51	150	162 Peak	2	5320.00	94.61	89.66	34.28	10.25	30.51	150	162 Average
Freq	Level	Over	Limit	ReadAntenna	Cable	Preamp	A/Pos	T/Pos	Remark																																																																	
MHz	dBuV/m	dB	dBuV/m	dBuV	dB/m	dB	dB	cm	deg																																																																	
1	5493.68	52.85	-11.15	74.00	38.04	34.28	18.34	30.53	150	162 Peak																																																																
Freq	Level	Over	Limit	ReadAntenna	Cable	Preamp	A/Pos	T/Pos	Remark																																																																	
MHz	dBuV/m	dB	dBuV/m	dBuV	dB/m	dB	dB	cm	deg																																																																	
1	5320.00	181.54	33.24	68.30	87.59	34.28	19.26	30.51	150	162 Peak																																																																
2	5320.00	94.61	89.66	34.28	10.25	30.51	150	162 Average																																																																	
Avg.	<p>Site : 03CH02-SZ Condition : PART 15.407 AVG 3m HF ANT_3117_0107 VERTICAL RSW: 1000.000kHz VBW: 1.000kHz Project : 211916-01 Mode : Mode 6 SN : #19 08227012194000K Plane : Z with Accessory setting : GM power setting 15</p> <table border="1"> <thead> <tr> <th>Freq</th> <th>Level</th> <th>Over</th> <th>Limit</th> <th>ReadAntenna</th> <th>Cable</th> <th>Preamp</th> <th>A/Pos</th> <th>T/Pos</th> <th>Remark</th> </tr> <tr> <th>MHz</th> <th>dBuV/m</th> <th>dB</th> <th>dBuV/m</th> <th>dBuV</th> <th>dB/m</th> <th>dB</th> <th>dB</th> <th>cm</th> <th>deg</th> </tr> </thead> <tbody> <tr> <td>1</td> <td>5590.56</td> <td>42.68</td> <td>-11.48</td> <td>54.00</td> <td>28.62</td> <td>34.28</td> <td>18.36</td> <td>30.52</td> <td>150</td> <td>162 Average</td> </tr> </tbody> </table>	Freq	Level	Over	Limit	ReadAntenna	Cable	Preamp	A/Pos	T/Pos	Remark	MHz	dBuV/m	dB	dBuV/m	dBuV	dB/m	dB	dB	cm	deg	1	5590.56	42.68	-11.48	54.00	28.62	34.28	18.36	30.52	150	162 Average	Left blank																																									
Freq	Level	Over	Limit	ReadAntenna	Cable	Preamp	A/Pos	T/Pos	Remark																																																																	
MHz	dBuV/m	dB	dBuV/m	dBuV	dB/m	dB	dB	cm	deg																																																																	
1	5590.56	42.68	-11.48	54.00	28.62	34.28	18.36	30.52	150	162 Average																																																																



UNII-2A 5250~5350MHz
WIFI 802.11n HT20 (Band Edge @ 3m)

WIFI	UNII-2A 5250~5350MHz Band Edge @ 3m																																																																																					
ANT	802.11n HT20 CH52 5260MHz - L																																																																																					
1	Horizontal	Fundamental																																																																																				
Peak	<p>Site : 03CH02-SZ Condition : PNA17 15.407 3m HF_ANT_3117_0107 HORIZONTAL RBW: 1000.000kHz VBW: 3000.000kHz Project : 211916-01 Mode : Mode 13 SN : #19 G8B227012194000K Plane : Z with Accessory setting : MCS9 power setting 16</p> <table border="1"> <thead> <tr> <th>Freq</th> <th>Level</th> <th>Limit</th> <th>Over</th> <th>Line</th> <th>Level Factor</th> <th>ReadAntenna</th> <th>Cable</th> <th>Preamp</th> <th>A/Pos</th> <th>T/Pos</th> <th>Remark</th> </tr> <tr> <th>MHz</th> <th>dBuV/m</th> <th>dB</th> <th>dBuV/m</th> <th>dBuV</th> <th>dB/m</th> <th>dB</th> <th>dB</th> <th>dB</th> <th>cm</th> <th>deg</th> <th></th> </tr> </thead> <tbody> <tr> <td>1</td> <td>109.74</td> <td>52.89</td> <td>-21.11</td> <td>74.00</td> <td>39.56</td> <td>33.90</td> <td>18.82</td> <td>30.59</td> <td>127</td> <td></td> <td>189 Peak</td> </tr> </tbody> </table>	Freq	Level	Limit	Over	Line	Level Factor	ReadAntenna	Cable	Preamp	A/Pos	T/Pos	Remark	MHz	dBuV/m	dB	dBuV/m	dBuV	dB/m	dB	dB	dB	cm	deg		1	109.74	52.89	-21.11	74.00	39.56	33.90	18.82	30.59	127		189 Peak	<p>Site : 03CH02-SZ Condition : PNA17 15.407 3m HF_ANT_3117_0107 HORIZONTAL RBW: 1000.000kHz VBW: 3000.000kHz Project : 211916-01 Mode : Mode 13 SN : #19 G8B227012194000K Plane : Z with Accessory setting : MCS9 power setting 16</p> <table border="1"> <thead> <tr> <th>Freq</th> <th>Level</th> <th>Limit</th> <th>Over</th> <th>Line</th> <th>Level Factor</th> <th>ReadAntenna</th> <th>Cable</th> <th>Preamp</th> <th>A/Pos</th> <th>T/Pos</th> <th>Remark</th> </tr> <tr> <th>MHz</th> <th>dBuV/m</th> <th>dB</th> <th>dBuV/m</th> <th>dBuV</th> <th>dB/m</th> <th>dB</th> <th>dB</th> <th>dB</th> <th>cm</th> <th>deg</th> <th></th> </tr> </thead> <tbody> <tr> <td>1</td> <td>5260.00</td> <td>102.32</td> <td>34.02</td> <td>68.30</td> <td>88.04</td> <td>34.11</td> <td>10.17</td> <td>30.62</td> <td>127</td> <td></td> <td>189 Peak</td> </tr> <tr> <td>2</td> <td>5260.00</td> <td>104.30</td> <td>.....</td> <td>81.04</td> <td>34.11</td> <td>10.17</td> <td>30.62</td> <td>127</td> <td></td> <td></td> <td>189 Average</td> </tr> </tbody> </table>	Freq	Level	Limit	Over	Line	Level Factor	ReadAntenna	Cable	Preamp	A/Pos	T/Pos	Remark	MHz	dBuV/m	dB	dBuV/m	dBuV	dB/m	dB	dB	dB	cm	deg		1	5260.00	102.32	34.02	68.30	88.04	34.11	10.17	30.62	127		189 Peak	2	5260.00	104.30	81.04	34.11	10.17	30.62	127			189 Average
Freq	Level	Limit	Over	Line	Level Factor	ReadAntenna	Cable	Preamp	A/Pos	T/Pos	Remark																																																																											
MHz	dBuV/m	dB	dBuV/m	dBuV	dB/m	dB	dB	dB	cm	deg																																																																												
1	109.74	52.89	-21.11	74.00	39.56	33.90	18.82	30.59	127		189 Peak																																																																											
Freq	Level	Limit	Over	Line	Level Factor	ReadAntenna	Cable	Preamp	A/Pos	T/Pos	Remark																																																																											
MHz	dBuV/m	dB	dBuV/m	dBuV	dB/m	dB	dB	dB	cm	deg																																																																												
1	5260.00	102.32	34.02	68.30	88.04	34.11	10.17	30.62	127		189 Peak																																																																											
2	5260.00	104.30	81.04	34.11	10.17	30.62	127			189 Average																																																																											
Avg.	<p>Site : 03CH02-SZ Condition : PNA17 15.407 AVG 3m HF_ANT_3117_0107 HORIZONTAL RBW: 1000.000kHz VBW: 1.000kHz Project : 211916-01 Mode : Mode 13 SN : #19 G8B227012194000K Plane : Z with Accessory setting : MCS9 power setting 16</p> <table border="1"> <thead> <tr> <th>Freq</th> <th>Level</th> <th>Limit</th> <th>Over</th> <th>Line</th> <th>Level Factor</th> <th>ReadAntenna</th> <th>Cable</th> <th>Preamp</th> <th>A/Pos</th> <th>T/Pos</th> <th>Remark</th> </tr> <tr> <th>MHz</th> <th>dBuV/m</th> <th>dB</th> <th>dBuV/m</th> <th>dBuV</th> <th>dB/m</th> <th>dB</th> <th>dB</th> <th>dB</th> <th>cm</th> <th>deg</th> <th></th> </tr> </thead> <tbody> <tr> <td>1</td> <td>5135.46</td> <td>42.61</td> <td>-11.39</td> <td>54.00</td> <td>29.18</td> <td>33.97</td> <td>18.86</td> <td>30.68</td> <td>127</td> <td></td> <td>189 Average</td> </tr> </tbody> </table>	Freq	Level	Limit	Over	Line	Level Factor	ReadAntenna	Cable	Preamp	A/Pos	T/Pos	Remark	MHz	dBuV/m	dB	dBuV/m	dBuV	dB/m	dB	dB	dB	cm	deg		1	5135.46	42.61	-11.39	54.00	29.18	33.97	18.86	30.68	127		189 Average	Left blank																																																
Freq	Level	Limit	Over	Line	Level Factor	ReadAntenna	Cable	Preamp	A/Pos	T/Pos	Remark																																																																											
MHz	dBuV/m	dB	dBuV/m	dBuV	dB/m	dB	dB	dB	cm	deg																																																																												
1	5135.46	42.61	-11.39	54.00	29.18	33.97	18.86	30.68	127		189 Average																																																																											



WIFI	UNII-2A 5250~5350MHz Band Edge @ 3m																																
ANT	802.11n HT20 CH52 5260MHz - R																																
1	Horizontal	Fundamental																															
Peak	<p>Site : 03CH02-SZ Condition : PART 15.407 3m HF ANT_3117_0107 HORIZONTAL : RBW: 1000.000kHz VBW: 3000.000kHz Project : 211916-01 Mode : Mode 13 SW : #19 08E227012194000K Plane : Z with Accessory setting : MCS0 power setting 16</p> <table border="1"> <thead> <tr> <th>Freq</th> <th>Level</th> <th>Over</th> <th>Limit</th> <th>ReadAntenna</th> <th>Cable</th> <th>Preamp</th> <th>A/Pos</th> <th>T/Pos</th> <th>Remark</th> </tr> <tr> <th>MHz</th> <th>dBuV/m</th> <th>dB</th> <th>dBuV/m</th> <th>dBuV</th> <th>dB/m</th> <th>dB</th> <th>ca</th> <th>deg</th> <th></th> </tr> </thead> <tbody> <tr> <td>1</td> <td>5396.88</td> <td>49.96</td> <td>-24.84</td> <td>74.00</td> <td>35.95</td> <td>34.20</td> <td>10.34</td> <td>30.53</td> <td>127</td> <td>109 Peak</td> </tr> </tbody> </table>	Freq	Level	Over	Limit	ReadAntenna	Cable	Preamp	A/Pos	T/Pos	Remark	MHz	dBuV/m	dB	dBuV/m	dBuV	dB/m	dB	ca	deg		1	5396.88	49.96	-24.84	74.00	35.95	34.20	10.34	30.53	127	109 Peak	Left blank
Freq	Level	Over	Limit	ReadAntenna	Cable	Preamp	A/Pos	T/Pos	Remark																								
MHz	dBuV/m	dB	dBuV/m	dBuV	dB/m	dB	ca	deg																									
1	5396.88	49.96	-24.84	74.00	35.95	34.20	10.34	30.53	127	109 Peak																							
Avg.	<p>Site : 03CH02-SZ Condition : PART 15.407 AVG 3m HF ANT_3117_0107 HORIZONTAL : RBW: 1000.000kHz VBW: 1.000kHz Project : 211916-01 Mode : Mode 13 SW : #19 08E227012194000K Plane : Z with Accessory setting : MCS0 power setting 16</p> <table border="1"> <thead> <tr> <th>Freq</th> <th>Level</th> <th>Over</th> <th>Limit</th> <th>ReadAntenna</th> <th>Cable</th> <th>Preamp</th> <th>A/Pos</th> <th>T/Pos</th> <th>Remark</th> </tr> <tr> <th>MHz</th> <th>dBuV/m</th> <th>dB</th> <th>dBuV/m</th> <th>dBuV</th> <th>dB/m</th> <th>dB</th> <th>ca</th> <th>deg</th> <th></th> </tr> </thead> <tbody> <tr> <td>1</td> <td>5460.00</td> <td>41.48</td> <td>-12.52</td> <td>54.00</td> <td>27.46</td> <td>34.20</td> <td>10.36</td> <td>30.56</td> <td>127</td> <td>109 Average</td> </tr> </tbody> </table>	Freq	Level	Over	Limit	ReadAntenna	Cable	Preamp	A/Pos	T/Pos	Remark	MHz	dBuV/m	dB	dBuV/m	dBuV	dB/m	dB	ca	deg		1	5460.00	41.48	-12.52	54.00	27.46	34.20	10.36	30.56	127	109 Average	Left blank
Freq	Level	Over	Limit	ReadAntenna	Cable	Preamp	A/Pos	T/Pos	Remark																								
MHz	dBuV/m	dB	dBuV/m	dBuV	dB/m	dB	ca	deg																									
1	5460.00	41.48	-12.52	54.00	27.46	34.20	10.36	30.56	127	109 Average																							



WIFI	UNII-2A 5250~5350MHz Band Edge @ 3m																																																																									
ANT	802.11n HT20 CH52 5260MHz - L																																																																									
1	Vertical	Fundamental																																																																								
Peak	<p>Site : 03CH02-SZ Condition : PART 15.407 3m HF ANT_3117_0107 VERTICAL RBW: 1000.000kHz VBW: 3000.000kHz Project : 211916-01 Mode : Mode 13 SN : #19 08227012194000K Plane : Z with Accessory setting : MCSO power setting 16</p> <table border="1"> <thead> <tr> <th>Freq</th> <th>Level</th> <th>Over</th> <th>Limit</th> <th>ReadAntenna</th> <th>Cable</th> <th>Preamp</th> <th>A/Pos</th> <th>T/Pos</th> <th>Remark</th> </tr> <tr> <th>MHz</th> <th>dBuV/m</th> <th>dB</th> <th>dBuV/m</th> <th>dBuV</th> <th>dB/m</th> <th>dB</th> <th>dB</th> <th>cm</th> <th>deg</th> </tr> </thead> <tbody> <tr> <td>1</td> <td>9889.92</td> <td>52.73</td> <td>-11.27</td> <td>74.00</td> <td>39.48</td> <td>33.90</td> <td>18.82</td> <td>30.59</td> <td>214</td> <td>190 Peak</td> </tr> </tbody> </table>	Freq	Level	Over	Limit	ReadAntenna	Cable	Preamp	A/Pos	T/Pos	Remark	MHz	dBuV/m	dB	dBuV/m	dBuV	dB/m	dB	dB	cm	deg	1	9889.92	52.73	-11.27	74.00	39.48	33.90	18.82	30.59	214	190 Peak	<p>Site : 03CH02-SZ Condition : PART 15.407 3m HF ANT_3117_0107 VERTICAL RBW: 1000.000kHz VBW: 3000.000kHz Project : 211916-01 Mode : Mode 13 SN : #19 08227012194000K Plane : Z with Accessory setting : MCSO power setting 16</p> <table border="1"> <thead> <tr> <th>Freq</th> <th>Level</th> <th>Over</th> <th>Limit</th> <th>ReadAntenna</th> <th>Cable</th> <th>Preamp</th> <th>A/Pos</th> <th>T/Pos</th> <th>Remark</th> </tr> <tr> <th>MHz</th> <th>dBuV/m</th> <th>dB</th> <th>dBuV/m</th> <th>dBuV</th> <th>dB/m</th> <th>dB</th> <th>dB</th> <th>cm</th> <th>deg</th> </tr> </thead> <tbody> <tr> <td>1</td> <td>5260.00</td> <td>182.12</td> <td>33.82</td> <td>68.38</td> <td>88.44</td> <td>34.13</td> <td>19.17</td> <td>39.62</td> <td>214</td> <td>190 Peak</td> </tr> <tr> <td>2</td> <td>5260.00</td> <td>94.90</td> <td>.....</td> <td>81.22</td> <td>34.13</td> <td>10.17</td> <td>39.62</td> <td>214</td> <td>190 Average</td> </tr> </tbody> </table>	Freq	Level	Over	Limit	ReadAntenna	Cable	Preamp	A/Pos	T/Pos	Remark	MHz	dBuV/m	dB	dBuV/m	dBuV	dB/m	dB	dB	cm	deg	1	5260.00	182.12	33.82	68.38	88.44	34.13	19.17	39.62	214	190 Peak	2	5260.00	94.90	81.22	34.13	10.17	39.62	214	190 Average
Freq	Level	Over	Limit	ReadAntenna	Cable	Preamp	A/Pos	T/Pos	Remark																																																																	
MHz	dBuV/m	dB	dBuV/m	dBuV	dB/m	dB	dB	cm	deg																																																																	
1	9889.92	52.73	-11.27	74.00	39.48	33.90	18.82	30.59	214	190 Peak																																																																
Freq	Level	Over	Limit	ReadAntenna	Cable	Preamp	A/Pos	T/Pos	Remark																																																																	
MHz	dBuV/m	dB	dBuV/m	dBuV	dB/m	dB	dB	cm	deg																																																																	
1	5260.00	182.12	33.82	68.38	88.44	34.13	19.17	39.62	214	190 Peak																																																																
2	5260.00	94.90	81.22	34.13	10.17	39.62	214	190 Average																																																																	
Avg.	<p>Site : 03CH02-SZ Condition : PART 15.407 AVG 3m HF ANT_3117_0107 VERTICAL RBW: 1000.000kHz VBW: 1.000kHz Project : 211916-01 Mode : Mode 13 SN : #19 08227012194000K Plane : Z with Accessory setting : MCSO power setting 16</p> <table border="1"> <thead> <tr> <th>Freq</th> <th>Level</th> <th>Over</th> <th>Limit</th> <th>ReadAntenna</th> <th>Cable</th> <th>Preamp</th> <th>A/Pos</th> <th>T/Pos</th> <th>Remark</th> </tr> <tr> <th>MHz</th> <th>dBuV/m</th> <th>dB</th> <th>dBuV/m</th> <th>dBuV</th> <th>dB/m</th> <th>dB</th> <th>dB</th> <th>cm</th> <th>deg</th> </tr> </thead> <tbody> <tr> <td>1</td> <td>5104.92</td> <td>42.54</td> <td>-11.46</td> <td>54.00</td> <td>29.11</td> <td>35.93</td> <td>18.88</td> <td>30.56</td> <td>214</td> <td>190 Average</td> </tr> </tbody> </table>	Freq	Level	Over	Limit	ReadAntenna	Cable	Preamp	A/Pos	T/Pos	Remark	MHz	dBuV/m	dB	dBuV/m	dBuV	dB/m	dB	dB	cm	deg	1	5104.92	42.54	-11.46	54.00	29.11	35.93	18.88	30.56	214	190 Average	Left blank																																									
Freq	Level	Over	Limit	ReadAntenna	Cable	Preamp	A/Pos	T/Pos	Remark																																																																	
MHz	dBuV/m	dB	dBuV/m	dBuV	dB/m	dB	dB	cm	deg																																																																	
1	5104.92	42.54	-11.46	54.00	29.11	35.93	18.88	30.56	214	190 Average																																																																



WIFI	UNII-2A 5250~5350MHz Band Edge @ 3m																																
ANT	802.11n HT20 CH52 5260MHz - R																																
1	Vertical	Fundamental																															
Peak	<p>Site : 03CH02-SZ Condition : PART 15.407 3m HF ANT_3117_0107 VERTICAL : RBW: 1000.000kHz VBW: 3000.000kHz Project : 211916-01 Mode : Mode 13 SN : #19 08B227012194000K Plane : Z with Accessory setting : MCS0 power setting 16</p> <table border="1"> <thead> <tr> <th>Freq</th> <th>Level</th> <th>Over</th> <th>Limit</th> <th>ReadAntenna</th> <th>Cable</th> <th>Preamp</th> <th>A/Pos</th> <th>T/Pos</th> <th>Remark</th> </tr> <tr> <th>MHz</th> <th>dBuV/m</th> <th>dB</th> <th>dBuV/m</th> <th>dBuV</th> <th>dB/m</th> <th>dB</th> <th>dB</th> <th>deg</th> <th></th> </tr> </thead> <tbody> <tr> <td>1</td> <td>5433.12</td> <td>59.89</td> <td>-23.11</td> <td>74.00</td> <td>36.06</td> <td>34.20</td> <td>10.38</td> <td>30.55</td> <td>214</td> <td>190 Peak</td> </tr> </tbody> </table>	Freq	Level	Over	Limit	ReadAntenna	Cable	Preamp	A/Pos	T/Pos	Remark	MHz	dBuV/m	dB	dBuV/m	dBuV	dB/m	dB	dB	deg		1	5433.12	59.89	-23.11	74.00	36.06	34.20	10.38	30.55	214	190 Peak	Left blank
Freq	Level	Over	Limit	ReadAntenna	Cable	Preamp	A/Pos	T/Pos	Remark																								
MHz	dBuV/m	dB	dBuV/m	dBuV	dB/m	dB	dB	deg																									
1	5433.12	59.89	-23.11	74.00	36.06	34.20	10.38	30.55	214	190 Peak																							
Avg.	<p>Site : 03CH02-SZ Condition : PART 15.407 AVG 3m HF ANT_3117_0107 VERTICAL : RBW: 1000.000kHz VBW: 1.000kHz Project : 211916-01 Mode : Mode 13 SN : #19 08B227012194000K Plane : Z with Accessory setting : MCS0 power setting 16</p> <table border="1"> <thead> <tr> <th>Freq</th> <th>Level</th> <th>Over</th> <th>Limit</th> <th>ReadAntenna</th> <th>Cable</th> <th>Preamp</th> <th>A/Pos</th> <th>T/Pos</th> <th>Remark</th> </tr> <tr> <th>MHz</th> <th>dBuV/m</th> <th>dB</th> <th>dBuV/m</th> <th>dBuV</th> <th>dB/m</th> <th>dB</th> <th>dB</th> <th>deg</th> <th></th> </tr> </thead> <tbody> <tr> <td>1</td> <td>5460.00</td> <td>41.46</td> <td>-12.54</td> <td>54.00</td> <td>27.44</td> <td>34.20</td> <td>10.38</td> <td>30.56</td> <td>214</td> <td>190 Average</td> </tr> </tbody> </table>	Freq	Level	Over	Limit	ReadAntenna	Cable	Preamp	A/Pos	T/Pos	Remark	MHz	dBuV/m	dB	dBuV/m	dBuV	dB/m	dB	dB	deg		1	5460.00	41.46	-12.54	54.00	27.44	34.20	10.38	30.56	214	190 Average	Left blank
Freq	Level	Over	Limit	ReadAntenna	Cable	Preamp	A/Pos	T/Pos	Remark																								
MHz	dBuV/m	dB	dBuV/m	dBuV	dB/m	dB	dB	deg																									
1	5460.00	41.46	-12.54	54.00	27.44	34.20	10.38	30.56	214	190 Average																							