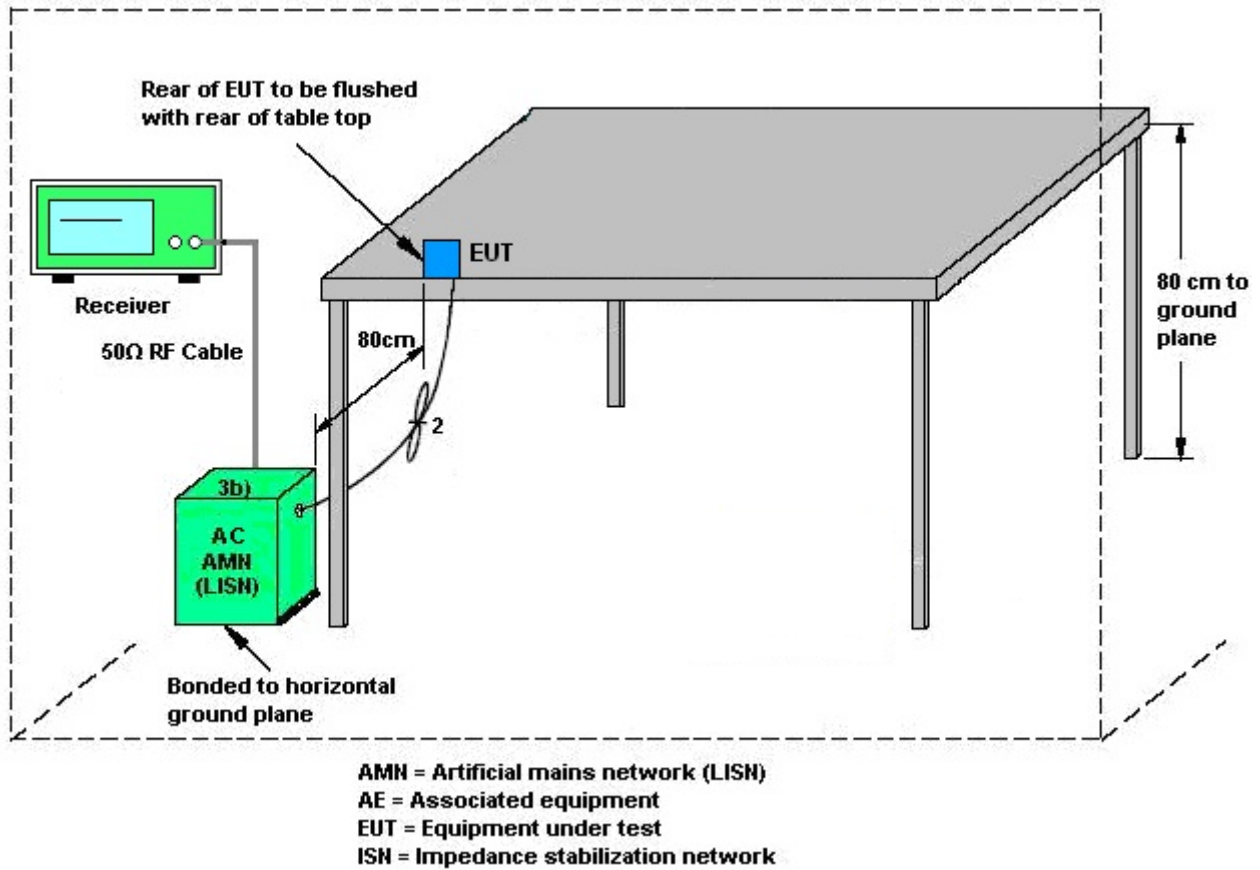


3.6.4 Test Setup



3.6.5 Test Result of AC Conducted Emission

Please refer to Appendix B.



3.7 Antenna Requirements

3.7.1 Standard Applicable

If directional gain of transmitting Antennas is greater than 6dBi, the power shall be reduced by the same level in dB comparing to gain minus 6dBi. The use of a permanently attached Antenna or of an Antenna that uses a unique coupling to the intentional radiator shall be considered sufficient to comply with the rule.

3.7.2 Antenna Anti-Replacement Construction

An embedded-in antenna design is used.

3.7.3 Antenna Gain

The antenna peak gain of EUT is less than 6 dBi. Therefore, it is not necessary to reduce maximum peak output power limit.



4 List of Measuring Equipment

Instrument	Manufacturer	Model No.	Serial No.	Characteristics	Calibration Date	Test Date	Due Date	Remark
Spectrum Analyzer	R&S	FSV40	101078	10Hz~40GHz	Apr. 07, 2022	May 29, 2022	Apr. 06, 2023	Conducted (TH01-SZ)
Pulse Power Sensor	Anritsu	MA2411B	1339473	30MHz~40GHz	Dec. 28, 2021	May 29, 2022	Dec. 27, 2022	Conducted (TH01-SZ)
Power Meter	Anritsu	ML2495A	1542004	50MHz Bandwidth	Dec. 28, 2021	May 29, 2022	Dec. 27, 2022	Conducted (TH01-SZ)
EXA Spectrum Analyzer	KEYSIGHT	N9010A	MY55150213	10Hz~44GHz	Jul. 14, 2021	May 24, 2022~Jun. 08, 2022	Jul. 13, 2022	Radiation (03CH02-SZ)
Loop Antenna	R&S	HFH2-Z2	100354	9kHz~30MHz	Jun. 22, 2020	May 24, 2022~Jun. 08, 2022	Jun. 21, 2022	Radiation (03CH02-SZ)
Bilog Antenna	TeseQ	CBL6112D	35407	30MHz~2GHz	Sep. 28, 2021	May 24, 2022~Jun. 08, 2022	Sep. 27, 2022	Radiation (03CH02-SZ)
Double Ridge Horn Antenna	ETS-Lindgren	3117	00119436	1GHz~18GHz	Jul. 18, 2021	May 24, 2022~Jun. 08, 2022	Jul. 17, 2022	Radiation (03CH02-SZ)
HF Amplifier	MITEQ	TTA1840-35-HG	1871923	18GHz~40GHz	Jul. 13, 2021	May 24, 2022~Jun. 08, 2022	Jul. 17, 2022	Radiation (03CH02-SZ)
SHF-EHF Horn	com-power	AH-840	101071	18Ghz~40GHz	Apr. 10, 2022	May 24, 2022~Jun. 08, 2022	Apr. 09, 2023	Radiation (03CH02-SZ)
LF Amplifier	Burgeon	BPA-530	102211	0.01~3000Mhz	Oct. 22, 2021	May 24, 2022~Jun. 08, 2022	Oct. 21, 2022	Radiation (03CH02-SZ)
HF Amplifier	MITEQ	AMF-7D-00101800-30-10P-R	1943528	1GHz~18GHz	Oct. 22, 2021	May 24, 2022~Jun. 08, 2022	Oct. 21, 2022	Radiation (03CH02-SZ)
HF Amplifier	KEYSIGHT	83017A	MY53270105	0.5GHz~26.5GHz	Oct. 22, 2021	May 24, 2022~Jun. 08, 2022	Oct. 21, 2022	Radiation (03CH02-SZ)
AC Power Source	Chroma	61601	616010002470	N/A	NCR	May 24, 2022~Jun. 08, 2022	NCR	Radiation (03CH02-SZ)
Turn Table	Chaintek	T-200	N/A	0~360 degree	NCR	May 24, 2022~Jun. 08, 2022	NCR	Radiation (03CH02-SZ)
Antenna Mast	Chaintek	MBS-400	N/A	1 m~4 m	NCR	May 24, 2022~Jun. 08, 2022	NCR	Radiation (03CH02-SZ)
EMI Receiver	R&S	ESR7	102297	9kHz~7GHz;	Jul. 14, 2021	Jun. 03, 2022	Jul. 13, 2022	Conduction (CO02-SZ)
AC LISN	R&S	ENV216	101499	9kHz~30MHz	Jul. 14, 2021	Jun. 03, 2022	Jul. 13, 2022	Conduction (CO02-SZ)
AC Power Source	CHROMA	61601	616010002470	100Vac~250Vac	NCR	Jun. 03, 2022	NCR	Conduction (CO02-SZ)

NCR: No Calibration Required



5 Uncertainty of Evaluation

The measurement uncertainties shown below were calculated in accordance with the requirements of ANSI 63.10-2013. All the measurement uncertainty value were shown with a coverage K=2 to indicate 95% level of confidence. The measurement data show herein meets or exceeds the CISPR measurement uncertainty values specified in CISPR 16-4-2 and can be compared directly to specified limit to determine compliance.

Uncertainty of Conducted Measurement

Test Item	Uncertainty
Conducted Power	±1.34 dB
Conducted Emissions	±1.34 dB
Occupied Channel Bandwidth	±0.13 %
Conducted Power Spectral Density	±1.32 dB

Uncertainty of Conducted Emission Measurement (150kHz ~ 30MHz)

Measuring Uncertainty for a Level of Confidence of 95% (U = 2Uc(y))	2.2dB
---	-------

Uncertainty of Radiated Emission Measurement (30 MHz ~ 1000 MHz)

Measuring Uncertainty for a Level of Confidence of 95% (U = 2Uc(y))	5.0dB
---	-------

Uncertainty of Radiated Emission Measurement (1000 MHz ~ 18000 MHz)

Measuring Uncertainty for a Level of Confidence of 95% (U = 2Uc(y))	5.1dB
---	-------

Uncertainty of Radiated Emission Measurement (18000 MHz ~ 40000 MHz)

Measuring Uncertainty for a Level of Confidence of 95% (U = 2Uc(y))	5.1dB
---	-------

----- THE END -----



Appendix A. Conducted Test Results

Appendix A. Test Result of Conducted Test Items

Test Engineer:	Ma Jie	Temperature:	21~25	°C
Test Date:	2022/5/29	Relative Humidity:	51~54	%

TEST RESULTS DATA
6dB and 99% Occupied Bandwidth

2.4GHz Band										
Mod.	Data Rate	NTx	CH.	Freq. (MHz)	99% Occupied BW (MHz)		6dB BW (MHz)		6dB BW Limit (MHz)	Pass/Fail
					Ant1	Ant2	Ant1	Ant2		
11b	1Mbps	1	1	2412	12.84	12.84	8.06	8.06	0.50	Pass
11b	1Mbps	1	6	2437	12.84	12.79	8.06	8.06	0.50	Pass
11b	1Mbps	1	11	2462	12.84	12.84	8.04	8.06	0.50	Pass
11b	1Mbps	1	12	2467	12.84	12.89	8.06	8.06	0.50	Pass
11b	1Mbps	1	13	2472	12.89	12.89	8.06	8.06	0.50	Pass
11g	6Mbps	1	1	2412	16.73	16.73	15.33	15.13	0.50	Pass
11g	6Mbps	1	6	2437	16.83	16.78	15.31	15.11	0.50	Pass
11g	6Mbps	1	11	2462	16.78	16.83	15.13	15.33	0.50	Pass
11g	6Mbps	1	12	2467	16.83	16.73	15.33	15.33	0.50	Pass
11g	6Mbps	1	13	2472	16.73	16.68	15.33	15.13	0.50	Pass
HT20	MCS0	1	1	2412	17.78	17.73	15.45	15.33	0.50	Pass
HT20	MCS0	1	6	2437	17.78	17.78	15.11	15.11	0.50	Pass
HT20	MCS0	1	11	2462	17.78	17.73	15.31	15.13	0.50	Pass
HT20	MCS0	1	12	2467	17.78	17.78	15.13	15.13	0.50	Pass
HT20	MCS0	1	13	2472	17.73	17.68	15.12	15.11	0.50	Pass

TEST RESULTS DATA
Average Output Power

2.4GHz Band															
Mod.	Data Rate	NTX	CH.	Freq. (MHz)	Average Conducted Power (dBm)		Conducted Power Limit (dBm)		DG (dBi)		EIRP Power (dBm)		EIRP Power Limit (dBm)		Pass /Fail
					Ant1	Ant2	Ant1	Ant2	Ant1	Ant2	Ant1	Ant2	Ant1	Ant2	
11b	1Mbps	1	1	2412	15.50	15.30	30.00	30.00	-0.30	-0.10	15.20	15.20	36.00	36.00	Pass
11b	1Mbps	1	6	2437	15.30	15.10	30.00	30.00	-0.30	-0.10	15.00	15.00	36.00	36.00	Pass
11b	1Mbps	1	11	2462	15.10	14.90	30.00	30.00	-0.30	-0.10	14.80	14.80	36.00	36.00	Pass
11b	1Mbps	1	12	2467	15.00	14.80	30.00	30.00	-0.30	-0.10	14.70	14.70	36.00	36.00	Pass
11b	1Mbps	1	13	2472	14.90	14.70	30.00	30.00	-0.30	-0.10	14.60	14.60	36.00	36.00	Pass
11g	6Mbps	1	1	2412	15.00	14.80	30.00	30.00	-0.30	-0.10	14.70	14.70	36.00	36.00	Pass
11g	6Mbps	1	6	2437	14.90	14.70	30.00	30.00	-0.30	-0.10	14.60	14.60	36.00	36.00	Pass
11g	6Mbps	1	11	2462	14.60	14.40	30.00	30.00	-0.30	-0.10	14.30	14.30	36.00	36.00	Pass
11g	6Mbps	1	12	2467	14.50	13.00	30.00	30.00	-0.30	-0.10	14.20	12.90	36.00	36.00	Pass
11g	6Mbps	1	13	2472	12.40	11.50	30.00	30.00	-0.30	-0.10	12.10	11.40	36.00	36.00	Pass
HT20	MCS0	1	1	2412	14.00	13.70	30.00	30.00	-0.30	-0.10	13.70	13.60	36.00	36.00	Pass
HT20	MCS0	1	6	2437	13.90	13.50	30.00	30.00	-0.30	-0.10	13.60	13.40	36.00	36.00	Pass
HT20	MCS0	1	11	2462	13.60	13.20	30.00	30.00	-0.30	-0.10	13.30	13.10	36.00	36.00	Pass
HT20	MCS0	1	12	2467	13.50	13.10	30.00	30.00	-0.30	-0.10	13.20	13.00	36.00	36.00	Pass
HT20	MCS0	1	13	2472	12.00	11.70	30.00	30.00	-0.30	-0.10	11.70	11.60	36.00	36.00	Pass

Note: Measured power (dBm) has offset with cable loss.

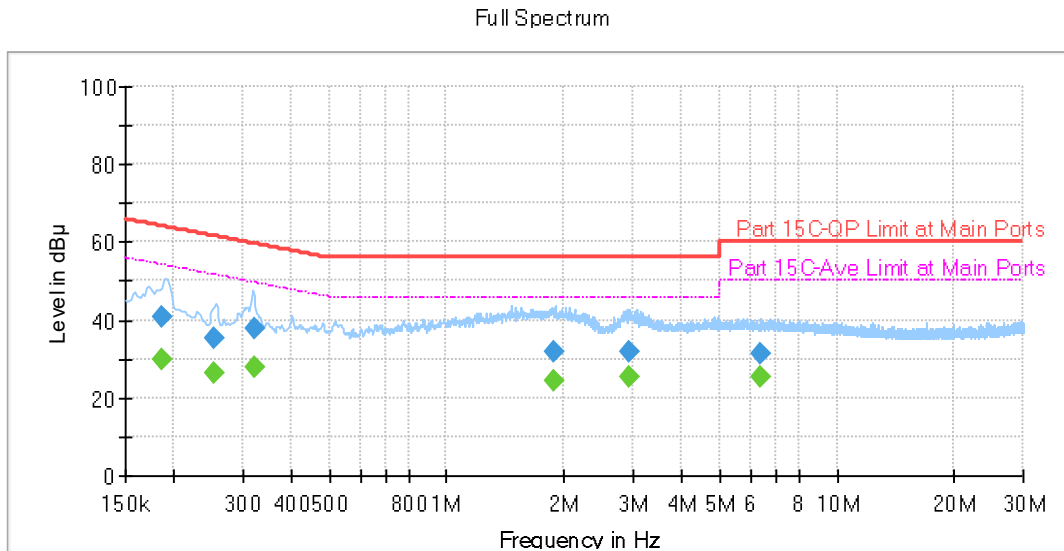
TEST RESULTS DATA
Peak Power Spectral Density

2.4GHz Band												
Mod.	Data Rate	N _{TX}	CH.	Freq. (MHz)	Peak PSD (dBm/3kHz)		DG (dBi)		Peak PSD Limit (dBm/3kHz)		Pass/Fail	
					Ant1	Ant2	Ant1	Ant2	Ant1	Ant2		
11b	1Mbps	1	1	2412	-6.55	-6.66	-0.30	-0.10	8.00	8.00	Pass	
11b	1Mbps	1	6	2437	-6.53	-6.78	-0.30	-0.10	8.00	8.00	Pass	
11b	1Mbps	1	11	2462	-7.71	-7.20	-0.30	-0.10	8.00	8.00	Pass	
11b	1Mbps	1	12	2467	-7.54	-6.63	-0.30	-0.10	8.00	8.00	Pass	
11b	1Mbps	1	13	2472	-7.96	-7.26	-0.30	-0.10	8.00	8.00	Pass	
11g	6Mbps	1	1	2412	-8.58	-9.44	-0.30	-0.10	8.00	8.00	Pass	
11g	6Mbps	1	6	2437	-10.03	-8.94	-0.30	-0.10	8.00	8.00	Pass	
11g	6Mbps	1	11	2462	-10.55	-10.31	-0.30	-0.10	8.00	8.00	Pass	
11g	6Mbps	1	12	2467	-9.43	-10.55	-0.30	-0.10	8.00	8.00	Pass	
11g	6Mbps	1	13	2472	-11.89	-12.32	-0.30	-0.10	8.00	8.00	Pass	
HT20	MCS0	1	1	2412	-10.57	-10.67	-0.30	-0.10	8.00	8.00	Pass	
HT20	MCS0	1	6	2437	-10.63	-10.98	-0.30	-0.10	8.00	8.00	Pass	
HT20	MCS0	1	11	2462	-10.45	-11.02	-0.30	-0.10	8.00	8.00	Pass	
HT20	MCS0	1	12	2467	-10.62	-10.03	-0.30	-0.10	8.00	8.00	Pass	
HT20	MCS0	1	13	2472	-12.57	-12.01	-0.30	-0.10	8.00	8.00	Pass	



Appendix B. AC Conducted Emission Test Results

Test Engineer :	Zhang Tao	Temperature :	22~25°C
		Relative Humidity :	50~55%
Test Voltage :	120Vac / 60Hz	Phase :	Line
Remark :	All emissions not reported here are more than 10 dB below the prescribed limit.		

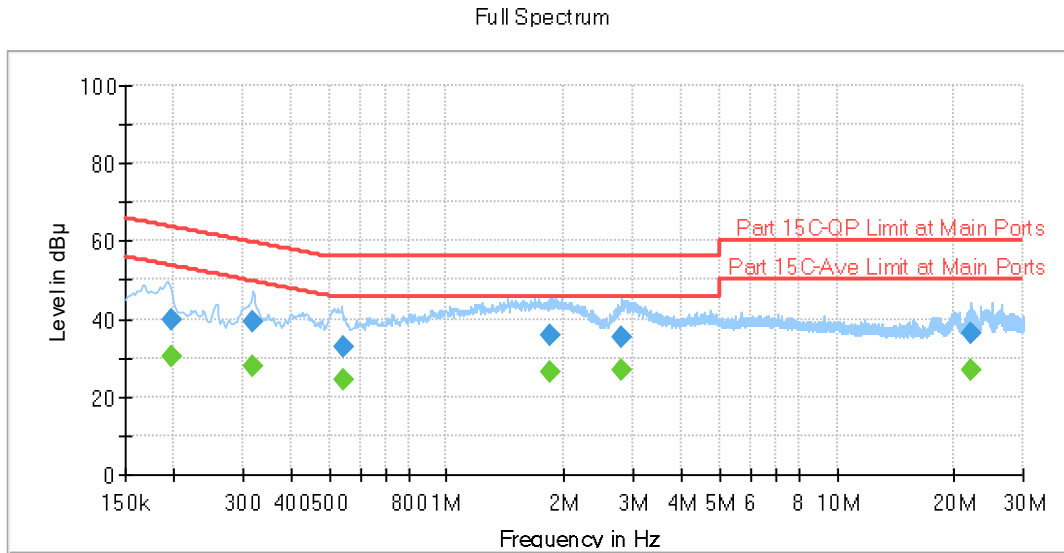


Final Result

Frequency (MHz)	QuasiPeak (dBuV)	CAverage (dBuV)	Limit (dBuV)	Margin (dB)	Line	Filter	Corr. (dB)
0.186000	41.04	---	64.21	23.17	L1	OFF	19.7
0.186000	---	29.86	54.21	24.36	L1	OFF	19.7
0.253500	35.27	---	61.64	26.37	L1	OFF	19.7
0.253500	---	26.21	51.64	25.43	L1	OFF	19.7
0.323250	37.81	---	59.62	21.81	L1	OFF	19.7
0.323250	---	27.90	49.62	21.72	L1	OFF	19.7
1.891500	31.94	---	56.00	24.06	L1	OFF	19.8
1.891500	---	24.45	46.00	21.55	L1	OFF	19.8
2.926770	31.98	---	56.00	24.02	L1	OFF	19.8
2.926770	---	25.22	46.00	20.78	L1	OFF	19.8
6.364500	31.43	---	60.00	28.57	L1	OFF	19.9
6.364500	---	25.55	50.00	24.45	L1	OFF	19.9



Test Engineer :	Zhang Tao	Temperature :	22~25°C
		Relative Humidity :	50~55%
Test Voltage :	120Vac / 60Hz	Phase :	Neutral
Remark :	All emissions not reported here are more than 10 dB below the prescribed limit.		



Final Result

Frequency (MHz)	QuasiPeak (dBµV)	CAverage (dBµV)	Limit (dBµV)	Margin (dB)	Line	Filter	Corr. (dB)
0.197250	39.57	---	63.73	24.15	N	OFF	19.7
0.197250	---	30.32	53.73	23.41	N	OFF	19.7
0.317760	39.18	---	59.77	20.59	N	OFF	19.7
0.317760	---	27.83	49.77	21.94	N	OFF	19.7
0.541500	33.01	---	56.00	22.99	N	OFF	19.7
0.541500	---	24.54	46.00	21.46	N	OFF	19.7
1.833900	35.77	---	56.00	20.23	N	OFF	19.8
1.833900	---	26.33	46.00	19.67	N	OFF	19.8
2.805180	35.08	---	56.00	20.92	N	OFF	19.8
2.805180	---	26.76	46.00	19.24	N	OFF	19.8
21.968250	36.22	---	60.00	23.78	N	OFF	20.4
21.968250	---	26.67	50.00	23.33	N	OFF	20.4

Note:

- Level(dBµV) = Read Level(dBµV) + LISN Factor(dB) + Cable Loss(dB)
- Over Limit(dB) = Level(dBµV) – Limit Line(dBµV)



Appendix C. Radiated Spurious Emission

<ANT 1>

2.4GHz 2400~2483.5MHz

WIFI 802.11b (Band Edge @ 3m)

WIFI Ant.	Note	Frequency	Level	Margin	Limit Line	Read Level	Antenna Factor	Path Loss	Preamp Factor	Ant Pos	Table Pos	Peak Avg.	Pol.
1		(MHz)	(dBμV/m)	(dB)	(dBμV/m)	(dBμV)	(dB/m)	(dB)	(dB)	(cm)	(deg)	(P/A)	(H/V)
802.11b CH 01 2412MHz		2363.13	51.32	-22.68	74	46.37	31.7	5.51	32.26	161	207	P	H
		2389.59	39.74	-14.26	54	34.74	31.7	5.55	32.25	161	207	A	H
	*	2412	99.81	-	-	94.68	31.8	5.57	32.24	161	207	P	H
	*	2412	95.04	-	-	89.91	31.8	5.57	32.24	161	207	A	H
		2357.775	50.36	-23.64	74	45.41	31.7	5.51	32.26	168	146	P	V
		2389.38	39.63	-14.37	54	34.63	31.7	5.55	32.25	168	146	A	V
	*	2412	96.12	-	-	90.99	31.8	5.57	32.24	168	146	P	V
	*	2412	92.35	-	-	87.22	31.8	5.57	32.24	168	146	A	V
802.11b CH 06 2437MHz		2369.78	50.34	-23.66	74	45.36	31.7	5.53	32.25	165	203	P	H
		2389.52	39.72	-14.28	54	34.72	31.7	5.55	32.25	165	203	A	H
	*	2437	99.12	-	-	93.65	32	5.61	32.14	165	203	P	H
	*	2437	94.05	-	-	88.58	32	5.61	32.14	165	203	A	H
		2493.14	51.88	-22.12	74	45.95	32.1	5.68	31.85	165	203	P	H
		2496.43	40.68	-13.32	54	34.75	32.1	5.68	31.85	165	203	A	H
		2363.76	51.1	-22.9	74	46.15	31.7	5.51	32.26	164	161	P	V
		2389.94	39.63	-14.37	54	34.62	31.7	5.55	32.24	164	161	A	V
	*	2437	96.44	-	-	90.97	32	5.61	32.14	164	161	P	V
	*	2437	92.65	-	-	87.18	32	5.61	32.14	164	161	A	V
		2484.39	50.8	-23.2	74	45.02	32.07	5.66	31.95	164	0	P	V
	2498.74	40.68	-13.32	54	34.75	32.1	5.68	31.85	164	161	A	V	



WIFI Ant. 1	Note	Frequency (MHz)	Level (dBμV/m)	Margin (dB)	Limit Line (dBμV/m)	Read Level (dBμV)	Antenna Factor (dB/m)	Path Loss (dB)	Preamp Factor (dB)	Ant Pos (cm)	Table Pos (deg)	Peak Avg. (P/A)	Pol. (H/V)
802.11b CH 11 2462MHz	*	2462	99.27	-	-	93.65	32.03	5.64	32.05	164	205	P	H
	*	2462	93.97	-	-	88.35	32.03	5.64	32.05	164	205	A	H
		2498.16	52.32	-21.68	74	46.39	32.1	5.68	31.85	164	205	P	H
		2486.32	40.68	-13.32	54	34.9	32.07	5.66	31.95	164	205	A	H
	*	2462	95.72	-	-	90.1	32.03	5.64	32.05	157	150	P	V
	*	2462	91.94	-	-	86.32	32.03	5.64	32.05	157	150	A	V
		2498.84	53.13	-20.87	74	47.2	32.1	5.68	31.85	157	150	P	V
		2500	40.73	-13.27	54	34.8	32.1	5.68	31.85	157	150	A	V
802.11b CH 12 2467MHz	*	2467	98.98	-	-	93.26	32.03	5.64	31.95	179	210	P	H
	*	2467	94.38	-	-	88.66	32.03	5.64	31.95	179	210	A	H
		2495.2	52.64	-21.36	74	46.71	32.1	5.68	31.85	179	210	P	H
		2483.8	42.06	-11.94	54	36.28	32.07	5.66	31.95	179	210	A	H
	*	2467	96.11	-	-	90.39	32.03	5.64	31.95	155	159	P	V
	*	2467	92.34	-	-	86.62	32.03	5.64	31.95	155	159	A	V
		2485.12	51.86	-22.14	74	46.08	32.07	5.66	31.95	155	159	P	V
		2483.96	41.64	-12.36	54	35.86	32.07	5.66	31.95	155	159	A	V
802.11b CH 13 2472MHz	*	2472	99.75	-	-	93.97	32.07	5.66	31.95	181	205	P	H
	*	2472	95.06	-	-	89.28	32.07	5.66	31.95	181	205	A	H
		2484.64	52.91	-21.09	74	47.13	32.07	5.66	31.95	181	205	P	H
		2484.52	43.8	-10.2	54	38.02	32.07	5.66	31.95	181	205	A	H
	*	2472	96.67	-	-	90.89	32.07	5.66	31.95	179	164	P	V
	*	2472	92.88	-	-	87.1	32.07	5.66	31.95	179	164	A	V
		2486.28	52.21	-21.79	74	46.43	32.07	5.66	31.95	179	164	P	V
		2484.56	42.43	-11.57	54	36.65	32.07	5.66	31.95	179	164	A	V
Remark	1. No other spurious found. 2. All results are PASS against Peak and Average limit line.												



**2.4GHz 2400~2483.5MHz
WIFI 802.11b (Harmonic @ 3m)**

WIFI Ant. 1	Note	Frequency (MHz)	Level (dBμV/m)	Margin (dB)	Limit Line (dBμV/m)	Read Level (dBμV)	Antenna Factor (dB/m)	Path Loss (dB)	Preamp Factor (dB)	Ant Pos (cm)	Table Pos (deg)	Peak Avg. (P/A)	Pol. (H/V)
802.11b CH 01 2412MHz		4824	51.04	-22.96	74	66.43	33.8	8.71	57.9	119	192	P	H
		4824	47.58	-6.42	54	62.97	33.8	8.71	57.9	119	192	A	H
		4824	48.84	-25.16	74	64.23	33.8	8.71	57.9	-	-	P	V
		4824	48.84	-25.16	74	64.23	33.8	8.71	57.9	-	-	P	V
802.11b CH 06 2437MHz		4874	52.5	-21.5	74	67.88	33.73	8.79	57.9	146	193	P	H
		4874	49.75	-4.25	54	65.13	33.73	8.79	57.9	146	193	A	H
		7311	45.24	-28.76	74	57.9	35.72	11.09	59.47	-	-	P	H
		4874	50.38	-23.62	74	65.76	33.73	8.79	57.9	-	-	P	V
		7311	45.03	-28.97	74	57.69	35.72	11.09	59.47	-	-	P	V
		4874	50.38	-23.62	74	65.76	33.73	8.79	57.9	-	-	P	V
802.11b CH 11 2462MHz		4924	51.59	-22.41	74	66.89	33.7	8.9	57.9	130	197	P	H
		4924	48.92	-5.08	54	64.22	33.7	8.9	57.9	130	197	A	H
		7386	45.11	-28.89	74	57.98	35.76	11.08	59.71	-	-	P	H
		4924	49.35	-24.65	74	64.65	33.7	8.9	57.9	-	-	P	V
		7386	44.66	-29.34	74	57.53	35.76	11.08	59.71	-	-	P	V
		4924	49.35	-24.65	74	64.65	33.7	8.9	57.9	-	-	P	V
802.11b CH 12 2467MHz		4934	51.55	-22.45	74	66.85	33.7	8.9	57.9	120	198	P	H
		4934	48.17	-5.83	54	63.47	33.7	8.9	57.9	120	198	A	H
		7401	45.5	-28.5	74	58.39	35.77	11.1	59.76	-	-	P	H
		4934	50.55	-23.45	74	65.85	33.7	8.9	57.9	-	-	P	V
		7401	45.01	-28.99	74	57.9	35.77	11.1	59.76	-	-	P	V
		4934	50.55	-23.45	74	65.85	33.7	8.9	57.9	-	-	P	V
802.11b CH 13 2472MHz		4944	48.88	-25.12	74	64.14	33.7	8.94	57.9	-	-	P	H
		7416	44.44	-29.56	74	57.33	35.77	11.1	59.76	-	-	P	H
		4944	46.4	-27.6	74	61.66	33.7	8.94	57.9	-	-	P	V
		7416	44.83	-29.17	74	57.72	35.77	11.1	59.76	-	-	P	V
Remark	1. No other spurious found. 2. All results are PASS against Peak and Average limit line.												



**2.4GHz 2400~2483.5MHz
WIFI 802.11g (Band Edge @ 3m)**

WIFI	Note	Frequency	Level	Margin	Limit	Read	Antenna	Path	Preamp	Ant	Table	Peak	Pol.
Ant.					Line	Level	Factor	Loss	Factor	Pos	Pos	Avg.	
1		(MHz)	(dBμV/m)	(dB)	(dBμV/m)	(dBμV)	(dB/m)	(dB)	(dB)	(cm)	(deg)	(P/A)	(H/V)
802.11g CH 01 2412MHz		2387.7	56.93	-17.07	74	51.93	31.7	5.55	32.25	260	208	P	H
		2390	42.29	-11.71	54	37.28	31.7	5.55	32.24	260	208	A	H
	*	2412	99.86	-	-	94.73	31.8	5.57	32.24	260	208	P	H
	*	2412	88.48	-	-	83.35	31.8	5.57	32.24	260	208	A	H
		2386.965	53.14	-20.86	74	48.14	31.7	5.55	32.25	170	176	P	V
		2390	40.93	-13.07	54	35.92	31.7	5.55	32.24	170	176	A	V
	*	2412	96.2	-	-	91.07	31.8	5.57	32.24	170	176	P	V
	*	2412	85.99	-	-	80.86	31.8	5.57	32.24	170	176	A	V
802.11g CH 06 2437MHz		2311.26	50.35	-23.65	74	45.61	31.57	5.45	32.28	205	212	P	H
		2389.52	40.07	-13.93	54	35.07	31.7	5.55	32.25	205	212	A	H
	*	2437	98.93	-	-	93.46	32	5.61	32.14	205	212	P	H
	*	2437	89.06	-	-	83.59	32	5.61	32.14	205	212	A	H
		2498.53	52.85	-21.15	74	46.92	32.1	5.68	31.85	205	212	P	H
		2483.97	40.98	-13.02	54	35.2	32.07	5.66	31.95	205	212	A	H
		2333.94	50.78	-23.22	74	45.95	31.63	5.47	32.27	140	32	P	V
		2389.24	39.95	-14.05	54	34.95	31.7	5.55	32.25	140	32	A	V
	*	2437	96.58	-	-	91.11	32	5.61	32.14	140	32	P	V
	*	2437	86.9	-	-	81.43	32	5.61	32.14	140	32	A	V
		2490.41	51.55	-22.45	74	45.72	32.1	5.68	31.95	140	32	P	V
		2486.14	40.94	-13.06	54	35.16	32.07	5.66	31.95	140	32	A	V
802.11g CH 11 2462MHz	*	2462	99.72	-	-	94.1	32.03	5.64	32.05	162	206	P	H
	*	2462	90.19	-	-	84.57	32.03	5.64	32.05	162	206	A	H
		2483.76	58.36	-15.64	74	52.58	32.07	5.66	31.95	162	206	P	H
		2483.52	44.54	-9.46	54	38.76	32.07	5.66	31.95	162	206	A	H
	*	2462	98.25	-	-	92.63	32.03	5.64	32.05	155	164	P	V
	*	2462	88.6	-	-	82.98	32.03	5.64	32.05	155	164	A	V
		2484.32	56.66	-17.34	74	50.88	32.07	5.66	31.95	155	164	P	V
		2483.52	43.6	-10.4	54	37.82	32.07	5.66	31.95	155	164	A	V



WIFI Ant. 1	Note	Frequency (MHz)	Level (dBμV/m)	Margin (dB)	Limit Line (dBμV/m)	Read Level (dBμV)	Antenna Factor (dB/m)	Path Loss (dB)	Preamp Factor (dB)	Ant Pos (cm)	Table Pos (deg)	Peak Avg. (P/A)	Pol. (H/V)
802.11g CH 12 2467MHz	*	2467	99.71	-	-	93.99	32.03	5.64	31.95	164	201	P	H
	*	2467	90.21	-	-	84.49	32.03	5.64	31.95	164	201	A	H
		2484.08	64.32	-9.68	74	58.54	32.07	5.66	31.95	164	201	P	H
		2483.52	49.76	-4.24	54	43.98	32.07	5.66	31.95	164	201	A	H
	*	2467	98.34	-	-	92.62	32.03	5.64	31.95	148	153	P	V
	*	2467	88.53	-	-	82.91	32.03	5.64	32.05	148	153	A	V
		2483.92	65.75	-8.25	74	59.97	32.07	5.66	31.95	148	153	P	V
		2483.52	49.3	-4.7	54	43.52	32.07	5.66	31.95	148	153	A	V
802.11g CH 13 2472MHz	*	2472	97.92	-	-	92.14	32.07	5.66	31.95	163	200	P	H
	*	2472	88.32	-	-	82.54	32.07	5.66	31.95	163	200	A	H
		2483.56	66.25	-7.75	74	60.47	32.07	5.66	31.95	163	200	P	H
		2483.52	50.75	-3.25	54	44.97	32.07	5.66	31.95	163	200	A	H
	*	2472	96.16	-	-	90.38	32.07	5.66	31.95	176	154	P	V
	*	2472	86.39	-	-	80.61	32.07	5.66	31.95	176	154	A	V
		2484.24	65.8	-8.2	74	60.02	32.07	5.66	31.95	176	154	P	V
		2483.56	49.68	-4.32	54	43.9	32.07	5.66	31.95	176	154	A	V
Remark	1. No other spurious found. 2. All results are PASS against Peak and Average limit line.												



**2.4GHz 2400~2483.5MHz
WIFI 802.11g (Harmonic @ 3m)**

WIFI Ant. 1	Note	Frequency (MHz)	Level (dBμV/m)	Margin (dB)	Limit Line (dBμV/m)	Read Level (dBμV)	Antenna Factor (dB/m)	Path Loss (dB)	Preamp Factor (dB)	Ant Pos (cm)	Table Pos (deg)	Peak Avg. (P/A)	Pol. (H/V)
802.11g CH 01 2412MHz		4824	43.42	-30.58	74	58.81	33.8	8.71	57.9	-	-	P	H
		4824	43.29	-30.71	74	58.68	33.8	8.71	57.9	-	-	P	V
802.11g CH 06 2437MHz		4874	46.15	-27.85	74	61.53	33.73	8.79	57.9	-	-	P	H
		7311	45.12	-28.88	74	57.78	35.72	11.09	59.47	-	-	P	H
		4874	45.97	-28.03	74	61.35	33.73	8.79	57.9	-	-	P	V
		7311	44.98	-29.02	74	57.64	35.72	11.09	59.47	-	-	P	V
802.11g CH 11 2462MHz		4924	46.83	-27.17	74	62.13	33.7	8.9	57.9	-	-	P	H
		7386	45.11	-28.89	74	57.98	35.76	11.08	59.71	-	-	P	H
		4924	45.93	-28.07	74	61.23	33.7	8.9	57.9	-	-	P	V
		7386	44.78	-29.22	74	57.65	35.76	11.08	59.71	-	-	P	V
802.11g CH 12 2467MHz		4934	46.01	-27.99	74	61.31	33.7	8.9	57.9	-	-	P	H
		7401	44.93	-29.07	74	57.82	35.77	11.1	59.76	-	-	P	H
		4934	45.94	-28.06	74	61.24	33.7	8.9	57.9	-	-	P	V
		7401	44.95	-29.05	74	57.84	35.77	11.1	59.76	-	-	P	V
802.11g CH 13 2472MHz		4944	44.86	-29.14	74	60.12	33.7	8.94	57.9	-	-	P	H
		7416	44.71	-29.29	74	57.6	35.77	11.1	59.76	-	-	P	H
		4944	44.99	-29.01	74	60.25	33.7	8.94	57.9	-	-	P	V
		7416	44.89	-29.11	74	57.78	35.77	11.1	59.76	-	-	P	V
Remark	1. No other spurious found. 2. All results are PASS against Peak and Average limit line.												



2.4GHz 2400~2483.5MHz
WIFI 802.11n HT20 (Band Edge @ 3m)

WIFI Ant. 1	Note	Frequency (MHz)	Level (dBμV/m)	Margin (dB)	Limit Line (dBμV/m)	Read Level (dBμV)	Antenna Factor (dB/m)	Path Loss (dB)	Preamp Factor (dB)	Ant Pos (cm)	Table Pos (deg)	Peak Avg. (P/A)	Pol. (H/V)
802.11n HT20 CH 01 2412MHz		2390	57.05	-16.95	74	52.04	31.7	5.55	32.24	108	208	P	H
		2390	42.61	-11.39	54	37.6	31.7	5.55	32.24	108	208	A	H
	*	2412	98.49	-	-	93.36	31.8	5.57	32.24	108	208	P	H
	*	2414	87.67	-	-	82.54	31.8	5.57	32.24	108	208	A	H
		2388.435	53.99	-20.01	74	48.99	31.7	5.55	32.25	183	157	P	V
		2390	42.01	-11.99	54	37	31.7	5.55	32.24	183	157	A	V
	*	2412	96.67	-	-	91.54	31.8	5.57	32.24	183	157	P	V
	*	2412	86.83	-	-	81.7	31.8	5.57	32.24	183	157	A	V
802.11n HT20 CH 06 2437MHz		2383.22	50.87	-23.13	74	45.89	31.7	5.53	32.25	164	208	P	H
		2389.8	40.15	-13.85	54	35.14	31.7	5.55	32.24	164	208	A	H
	*	2437	98.27	-	-	92.8	32	5.61	32.14	164	208	P	H
	*	2437	88.63	-	-	83.16	32	5.61	32.14	164	208	A	H
		2490.27	51.85	-22.15	74	46.02	32.1	5.68	31.95	164	208	P	H
		2484.18	41.12	-12.88	54	35.34	32.07	5.66	31.95	164	208	A	H
		2334.22	50.3	-23.7	74	45.47	31.63	5.47	32.27	182	159	P	V
		2389.52	39.91	-14.09	54	34.91	31.7	5.55	32.25	182	159	A	V
	*	2437	97.89	-	-	92.42	32	5.61	32.14	182	159	P	V
	*	2437	87.57	-	-	82.1	32	5.61	32.14	182	159	A	V
	2483.97	51.83	-22.17	74	46.05	32.07	5.66	31.95	182	159	P	V	
	2484.39	40.97	-13.03	54	35.19	32.07	5.66	31.95	182	159	A	V	
802.11n HT20 CH 11 2462MHz	*	2462	98.85	-	-	93.23	32.03	5.64	32.05	163	204	P	H
	*	2462	89.09	-	-	83.47	32.03	5.64	32.05	163	204	A	H
		2484.04	58.77	-15.23	74	52.99	32.07	5.66	31.95	163	204	P	H
		2483.52	43.74	-10.26	54	37.96	32.07	5.66	31.95	163	204	A	H
	*	2462	97.82	-	-	92.2	32.03	5.64	32.05	175	154	P	V
	*	2462	87.87	-	-	82.25	32.03	5.64	32.05	175	154	A	V
		2483.52	56.15	-17.85	74	50.37	32.07	5.66	31.95	175	154	P	V
	2483.52	43.05	-10.95	54	37.27	32.07	5.66	31.95	175	154	A	V	



WIFI Ant. 1	Note	Frequency (MHz)	Level (dBμV/m)	Margin (dB)	Limit Line (dBμV/m)	Read Level (dBμV)	Antenna Factor (dB/m)	Path Loss (dB)	Preamp Factor (dB)	Ant Pos (cm)	Table Pos (deg)	Peak Avg. (P/A)	Pol. (H/V)
802.11n HT20 CH 12 2467MHz	*	2467	98.46	-	-	92.74	32.03	5.64	31.95	162	199	P	H
	*	2467	89.12	-	-	83.4	32.03	5.64	31.95	162	199	A	H
		2483.64	64.11	-9.89	74	58.33	32.07	5.66	31.95	162	199	P	H
		2483.52	49.57	-4.43	54	43.79	32.07	5.66	31.95	162	199	A	H
	*	2467	96.82	-	-	91.1	32.03	5.64	31.95	174	141	P	V
	*	2467	86.9	-	-	81.18	32.03	5.64	31.95	174	141	A	V
		2483.52	61.19	-12.81	74	55.41	32.07	5.66	31.95	174	141	P	V
		2483.52	46.84	-7.16	54	41.06	32.07	5.66	31.95	174	141	A	V
802.11n HT20 CH 13 2472MHz	*	2472	97.89	-	-	92.11	32.07	5.66	31.95	204	202	P	H
	*	2472	88.62	-	-	82.84	32.07	5.66	31.95	204	202	A	H
		2483.64	66.08	-7.92	74	60.3	32.07	5.66	31.95	204	202	P	H
		2483.52	50.77	-3.23	54	44.99	32.07	5.66	31.95	204	202	A	H
	*	2472	95.79	-	-	90.01	32.07	5.66	31.95	148	155	P	V
	*	2472	85.94	-	-	80.16	32.07	5.66	31.95	148	155	A	V
			2485.32	64.24	-9.76	74	58.46	32.07	5.66	31.95	148	155	P
		2483.52	49.4	-4.6	54	43.62	32.07	5.66	31.95	148	155	A	V
Remark	1. No other spurious found. 2. All results are PASS against Peak and Average limit line.												



2.4GHz 2400~2483.5MHz
WIFI 802.11n HT20 (Harmonic @ 3m)

WIFI Ant. 1	Note	Frequency (MHz)	Level (dBμV/m)	Margin (dB)	Limit Line (dBμV/m)	Read Level (dBμV)	Antenna Factor (dB/m)	Path Loss (dB)	Preamp Factor (dB)	Ant Pos (cm)	Table Pos (deg)	Peak Avg. (P/A)	Pol. (H/V)
802.11n HT20 CH 01 2412MHz		4824	42.97	-31.03	74	58.36	33.8	8.71	57.9	-	-	P	H
		4824	43.25	-30.75	74	58.64	33.8	8.71	57.9	-	-	P	V
802.11n HT20 CH 06 2437MHz		4874	43.7	-30.3	74	59.08	33.73	8.79	57.9	-	-	P	H
		7311	45.69	-28.31	74	58.35	35.72	11.09	59.47	-	-	P	H
		4874	42.67	-31.33	74	58.05	33.73	8.79	57.9	-	-	P	V
		7311	45.3	-28.7	74	57.96	35.72	11.09	59.47	-	-	P	V
802.11n HT20 CH 11 2462MHz		4924	43.19	-30.81	74	58.49	33.7	8.9	57.9	-	-	P	H
		7386	46	-28	74	58.87	35.76	11.08	59.71	-	-	P	H
		4924	43.92	-30.08	74	59.22	33.7	8.9	57.9	-	-	P	V
		7386	44.24	-29.76	74	57.11	35.76	11.08	59.71	-	-	P	V
802.11n HT20 CH 12 2467MHz		4934	43.06	-30.94	74	58.36	33.7	8.9	57.9	-	-	P	H
		7401	45.51	-28.49	74	58.4	35.77	11.1	59.76	-	-	P	H
		4934	43.75	-30.25	74	59.05	33.7	8.9	57.9	-	-	P	V
		7401	45.09	-28.91	74	57.98	35.77	11.1	59.76	-	-	P	V
802.11n HT20 CH 13 2472MHz		4944	42.08	-31.92	74	57.34	33.7	8.94	57.9	-	-	P	H
		7416	44.91	-29.09	74	57.8	35.77	11.1	59.76	-	-	P	H
		4944	42.64	-31.36	74	57.9	33.7	8.94	57.9	-	-	P	V
		7416	46.09	-27.91	74	58.98	35.77	11.1	59.76	-	-	P	V
Remark	1. No other spurious found. 2. All results are PASS against Peak and Average limit line.												



Emission below 1GHz

2.4GHz WIFI 802.11n HT20 (LF)

WIFI	Note	Frequency	Level	Margin	Limit	Read	Antenna	Path	Preamp	Ant	Table	Peak	Pol.
Ant.					Line	Level	Factor	Loss	Factor	Pos	Pos	Avg.	
1		(MHz)	(dBμV/m)	(dB)	(dBμV/m)	(dBμV)	(dB/m)	(dB)	(dB)	(cm)	(deg)	(P/A)	(H/V)
2.4GHz 802.11n HT20 LF		30.97	24.81	-15.19	40	32.32	23.71	0.75	31.97	-	-	P	H
		99.84	28.1	-15.4	43.5	41.71	16.8	1.31	31.72	-	-	P	H
		134.76	25.8	-17.7	43.5	38.33	17.55	1.52	31.6	-	-	P	H
		417.03	27.26	-18.74	46	33.83	22.01	2.64	31.22	-	-	P	H
		511.12	28.16	-17.84	46	32.86	23.63	2.9	31.23	-	-	P	H
		969.93	30.46	-23.54	54	30.64	27.12	4.04	31.34	-	-	P	H
		30	25.84	-14.16	40	32.77	24.3	0.74	31.97	-	-	P	V
		141.55	28.68	-14.82	43.5	41.43	17.27	1.56	31.58	-	-	P	V
		448.07	24.26	-21.74	46	30.25	22.57	2.73	31.29	-	-	P	V
		601.33	24.46	-21.54	46	27.86	24.7	3.17	31.27	-	-	P	V
		760.41	26.65	-19.35	46	28.51	25.76	3.58	31.2	-	-	P	V
	945.68	28.2	-17.8	46	28.57	26.97	3.99	31.33	-	-	P	V	
Remark	1. No other spurious found. 2. All results are PASS against limit line.												



<ANT 2>

2.4GHz 2400~2483.5MHz

WIFI 802.11b (Band Edge @ 3m)

WIFI Ant.	Note	Frequency	Level	Margin	Limit Line	Read Level	Antenna Factor	Path Loss	Preamp Factor	Ant Pos	Table Pos	Peak Avg.	Pol.
2		(MHz)	(dBμV/m)	(dB)	(dBμV/m)	(dBμV)	(dB/m)	(dB)	(dB)	(cm)	(deg)	(P/A)	(H/V)
802.11b CH 01 2412MHz		2332.995	50.77	-23.23	74	45.94	31.63	5.47	32.27	184	141	P	H
		2372.895	39.87	-14.13	54	34.89	31.7	5.53	32.25	184	141	A	H
	*	2412	99.95	-	-	94.82	31.8	5.57	32.24	184	141	P	H
	*	2412	95.44	-	-	90.31	31.8	5.57	32.24	184	141	A	H
		2389.275	51.45	-22.55	74	46.45	31.7	5.55	32.25	188	199	P	V
		2388.225	39.93	-14.07	54	34.93	31.7	5.55	32.25	188	199	A	V
	*	2412	98.97	-	-	93.84	31.8	5.57	32.24	188	199	P	V
	*	2412	95.2	-	-	90.07	31.8	5.57	32.24	188	199	A	V
802.11b CH 06 2437MHz		2314.2	50.64	-23.36	74	45.89	31.57	5.45	32.27	177	116	P	H
		2389.1	40.01	-13.99	54	35.01	31.7	5.55	32.25	177	116	A	H
	*	2437	99.28	-	-	93.81	32	5.61	32.14	177	116	P	H
	*	2437	95.49	-	-	90.02	32	5.61	32.14	177	116	A	H
		2495.24	52.02	-21.98	74	46.09	32.1	5.68	31.85	177	116	P	H
		2497.2	41.13	-12.87	54	35.2	32.1	5.68	31.85	177	116	A	H
		2362.92	51	-23	74	46.05	31.7	5.51	32.26	158	203	P	V
		2389.66	39.94	-14.06	54	34.94	31.7	5.55	32.25	158	203	A	V
	*	2437	98.93	-	-	93.46	32	5.61	32.14	158	203	P	V
	*	2437	95.16	-	-	89.69	32	5.61	32.14	158	203	A	V
		2497.62	51.5	-22.5	74	45.57	32.1	5.68	31.85	158	203	P	V
	2484.6	41.19	-12.81	54	35.41	32.07	5.66	31.95	158	203	A	V	



WIFI Ant. 2	Note	Frequency (MHz)	Level (dBμV/m)	Margin (dB)	Limit Line (dBμV/m)	Read Level (dBμV)	Antenna Factor (dB/m)	Path Loss (dB)	Preamp Factor (dB)	Ant Pos (cm)	Table Pos (deg)	Peak Avg. (P/A)	Pol. (H/V)
802.11b CH 11 2462MHz	*	2462	99.37	-	-	93.75	32.03	5.64	32.05	172	117	P	H
	*	2462	95.54	-	-	89.92	32.03	5.64	32.05	172	117	A	H
		2487.52	52.39	-21.61	74	46.56	32.1	5.68	31.95	172	117	P	H
		2486.16	41.48	-12.52	54	35.7	32.07	5.66	31.95	172	117	A	H
	*	2462	99.32	-	-	93.7	32.03	5.64	32.05	170	202	P	V
	*	2462	95.56	-	-	89.94	32.03	5.64	32.05	170	202	A	V
		2488.6	52.31	-21.69	74	46.48	32.1	5.68	31.95	170	202	P	V
		2499.88	41.11	-12.89	54	35.18	32.1	5.68	31.85	170	202	A	V
802.11b CH 12 2467MHz	*	2467	98.78	-	-	93.06	32.03	5.64	31.95	170	240	P	H
	*	2467	95	-	-	89.28	32.03	5.64	31.95	170	240	A	H
		2485.28	52.05	-21.95	74	46.27	32.07	5.66	31.95	170	240	P	H
		2483.76	42.01	-11.99	54	36.23	32.07	5.66	31.95	170	240	A	H
	*	2467	99.14	-	-	93.42	32.03	5.64	31.95	168	202	P	V
	*	2467	95.33	-	-	89.61	32.03	5.64	31.95	168	202	A	V
		2483.8	53.01	-20.99	74	47.23	32.07	5.66	31.95	168	202	P	V
		2483.88	42.57	-11.43	54	36.79	32.07	5.66	31.95	168	202	A	V
802.11b CH 13 2472MHz	*	2472	98.63	-	-	92.85	32.07	5.66	31.95	171	117	P	H
	*	2472	94.82	-	-	89.04	32.07	5.66	31.95	171	117	A	H
		2484.64	54.12	-19.88	74	48.34	32.07	5.66	31.95	171	117	P	H
		2483.84	44.62	-9.38	54	38.84	32.07	5.66	31.95	171	117	A	H
	*	2472	99.3	-	-	93.52	32.07	5.66	31.95	155	203	P	V
	*	2472	95.5	-	-	89.72	32.07	5.66	31.95	155	203	A	V
		2484.32	53.52	-20.48	74	47.74	32.07	5.66	31.95	155	203	P	V
		2483.8	44.33	-9.67	54	38.55	32.07	5.66	31.95	155	203	A	V
Remark	1. No other spurious found. 2. All results are PASS against Peak and Average limit line.												



**2.4GHz 2400~2483.5MHz
WIFI 802.11b (Harmonic @ 3m)**

WIFI Ant. 2	Note	Frequency (MHz)	Level (dBμV/m)	Margin (dB)	Limit Line (dBμV/m)	Read Level (dBμV)	Antenna Factor (dB/m)	Path Loss (dB)	Preamp Factor (dB)	Ant Pos (cm)	Table Pos (deg)	Peak Avg. (P/A)	Pol. (H/V)
802.11b CH 01 2412MHz		4824	52.19	-21.81	74	67.58	33.8	8.71	57.9	157	191	P	H
		4824	49.13	-4.87	54	64.52	33.8	8.71	57.9	157	191	A	H
		4824	48.84	-25.16	74	64.23	33.8	8.71	57.9	-	-	P	V
802.11b CH 06 2437MHz		4874	53.42	-20.58	74	68.8	33.73	8.79	57.9	170	187	P	H
		4874	50.97	-3.03	54	66.35	33.73	8.79	57.9	170	187	A	H
		7311	45.82	-28.18	74	58.48	35.72	11.09	59.47	-	-	P	H
		4874	51.87	-22.13	74	67.25	33.73	8.79	57.9	109	205	P	V
		4874	48.21	-5.79	54	63.59	33.73	8.79	57.9	109	205	A	V
		7311	45.26	-28.74	74	57.92	35.72	11.09	59.47	-	-	P	V
802.11b CH 11 2462MHz		4924	53.01	-20.99	74	68.31	33.7	8.9	57.9	180	205	P	H
		4924	50.47	-3.53	54	65.77	33.7	8.9	57.9	180	205	A	H
		7386	45.47	-28.53	74	58.34	35.76	11.08	59.71	-	-	P	H
		4924	52.21	-21.79	74	67.51	33.7	8.9	57.9	110	209	P	V
		4924	49.11	-4.89	54	64.41	33.7	8.9	57.9	110	209	A	V
		7386	45.53	-28.47	74	58.4	35.76	11.08	59.71	-	-	P	V
802.11b CH 12 2467MHz		4934	52.95	-21.05	74	68.25	33.7	8.9	57.9	157	221	P	H
		4934	49.28	-4.72	54	64.58	33.7	8.9	57.9	157	221	A	H
		7401	45.48	-28.52	74	58.37	35.77	11.1	59.76			P	H
		4934	52.15	-21.85	74	67.45	33.7	8.9	57.9	102	211	P	V
		4934	47.95	-6.05	54	63.25	33.7	8.9	57.9	102	211	A	V
		7401	44.82	-29.18	74	57.71	35.77	11.1	59.76			P	V
802.11b CH 13 2472MHz		4944	53.08	-20.92	74	68.34	33.7	8.94	57.9	151	204	P	H
		4944	50.19	-3.81	54	65.45	33.7	8.94	57.9	151	204	A	H
		7416	44.98	-29.02	74	57.87	35.77	11.1	59.76			P	H
		4944	52.38	-21.62	74	67.64	33.7	8.94	57.9	100	212	P	V
		4944	48.5	-5.5	54	63.76	33.7	8.94	57.9	100	212	A	V
		7416	45.19	-28.81	74	58.08	35.77	11.1	59.76			P	V
Remark	1. No other spurious found. 2. All results are PASS against Peak and Average limit line.												



**2.4GHz 2400~2483.5MHz
WIFI 802.11g (Band Edge @ 3m)**

WIFI Ant. 2	Note	Frequency (MHz)	Level (dBμV/m)	Margin (dB)	Limit Line (dBμV/m)	Read Level (dBμV)	Antenna Factor (dB/m)	Path Loss (dB)	Preamp Factor (dB)	Ant Pos (cm)	Table Pos (deg)	Peak Avg. (P/A)	Pol. (H/V)
802.11g CH 01 2412MHz		2389.695	58.67	-15.33	74	53.67	31.7	5.55	32.25	161	136	P	H
		2390	44.46	-9.54	54	39.45	31.7	5.55	32.24	161	136	A	H
	*	2412	102.94	-	-	97.81	31.8	5.57	32.24	161	136	P	H
	*	2412	93.13	-	-	88	31.8	5.57	32.24	161	136	A	H
		2389.905	54.42	-19.58	74	49.41	31.7	5.55	32.24	100	341	P	V
		2390	42.02	-11.98	54	37.01	31.7	5.55	32.24	100	341	A	V
	*	2412	98.47	-	-	93.34	31.8	5.57	32.24	100	341	P	V
	*	2412	88.67	-	-	83.54	31.8	5.57	32.24	100	341	A	V
802.11g CH 06 2437MHz		2387.28	52.31	-21.69	74	47.31	31.7	5.55	32.25	208	203	P	H
		2389.94	40.51	-13.49	54	35.5	31.7	5.55	32.24	208	203	A	H
	*	2437	100.75	-	-	95.28	32	5.61	32.14	208	203	P	H
	*	2437	89.74	-	-	84.27	32	5.61	32.14	208	203	A	H
		2498.46	51.32	-22.68	74	45.39	32.1	5.68	31.85	208	203	P	H
		2484.04	41.45	-12.55	54	35.67	32.07	5.66	31.95	208	203	A	H
		2385.74	50.73	-23.27	74	45.73	31.7	5.55	32.25	119	22	P	V
		2389.1	39.98	-14.02	54	34.98	31.7	5.55	32.25	119	22	A	V
	*	2437	97.46	-	-	91.99	32	5.61	32.14	119	22	P	V
	*	2437	87.95	-	-	82.48	32	5.61	32.14	119	22	A	V
		2489.85	51.58	-22.42	74	45.75	32.1	5.68	31.95	119	22	P	V
		2483.55	41	-13	54	35.22	32.07	5.66	31.95	119	22	A	V
802.11g CH 11 2462MHz	*	2462	100.07	-	-	94.45	32.03	5.64	32.05	185	238	P	H
	*	2462	89.76	-	-	84.14	32.03	5.64	32.05	185	238	A	H
		2483.6	57.67	-16.33	74	51.89	32.07	5.66	31.95	185	238	P	H
		2483.52	43.84	-10.16	54	38.06	32.07	5.66	31.95	185	238	A	H
	*	2462	101.15	-	-	95.53	32.03	5.64	32.05	154	207	P	V
	*	2462	91.47	-	-	85.85	32.03	5.64	32.05	154	207	A	V
		2483.76	60.57	-13.43	74	54.79	32.07	5.66	31.95	154	207	P	V
		2483.52	45.2	-8.8	54	39.42	32.07	5.66	31.95	154	207	A	V



WiFi Ant. 2	Note	Frequency (MHz)	Level (dBμV/m)	Margin (dB)	Limit Line (dBμV/m)	Read Level (dBμV)	Antenna Factor (dB/m)	Path Loss (dB)	Preamp Factor (dB)	Ant Pos (cm)	Table Pos (deg)	Peak Avg. (P/A)	Pol. (H/V)
802.11g CH 12 2467MHz	*	2467	99.46	-	-	93.74	32.03	5.64	31.95	221	153	P	H
	*	2467	89.64	-	-	83.92	32.03	5.64	31.95	221	153	A	H
		2483.72	67.78	-6.22	74	62	32.07	5.66	31.95	221	153	P	H
		2483.52	50.15	-3.85	54	44.37	32.07	5.66	31.95	221	153	A	H
	*	2467	99.58	-	-	93.86	32.03	5.64	31.95	154	208	P	V
	*	2467	89.93	-	-	84.21	32.03	5.64	31.95	154	208	A	V
		2483.6	65.66	-8.34	74	59.88	32.07	5.66	31.95	154	208	P	V
		2483.52	48.41	-5.59	54	42.63	32.07	5.66	31.95	154	208	A	V
802.11g CH 13 2472MHz	*	2472	98.16	-	-	92.38	32.07	5.66	31.95	221	152	P	H
	*	2472	89.09	-	-	83.31	32.07	5.66	31.95	221	152	A	H
		2484.92	69.04	-4.96	74	63.26	32.07	5.66	31.95	221	152	P	H
		2484	50.27	-3.73	54	44.49	32.07	5.66	31.95	221	152	A	H
	*	2472	97.39	-	-	91.61	32.07	5.66	31.95	119	198	P	V
	*	2472	87.88	-	-	82.1	32.07	5.66	31.95	119	198	A	V
		2484.96	66.85	-7.15	74	61.07	32.07	5.66	31.95	119	198	P	V
		2484	48.92	-5.08	54	43.14	32.07	5.66	31.95	119	198	A	V
Remark	1. No other spurious found. 2. All results are PASS against Peak and Average limit line.												



**2.4GHz 2400~2483.5MHz
WIFI 802.11g (Harmonic @ 3m)**

WIFI Ant. 2	Note	Frequency (MHz)	Level (dBμV/m)	Margin (dB)	Limit Line (dBμV/m)	Read Level (dBμV)	Antenna Factor (dB/m)	Path Loss (dB)	Preamp Factor (dB)	Ant Pos (cm)	Table Pos (deg)	Peak Avg. (P/A)	Pol. (H/V)
802.11g CH 01 2412MHz		4824	46.74	-27.26	74	62.13	33.8	8.71	57.9	-	-	P	H
		4824	45.86	-28.14	74	61.25	33.8	8.71	57.9	-	-	P	V
802.11g CH 06 2437MHz		4874	47.84	-26.16	74	63.22	33.73	8.79	57.9	-	-	P	H
		7311	46.17	-27.83	74	58.83	35.72	11.09	59.47	-	-	P	H
		4874	44.87	-29.13	74	60.25	33.73	8.79	57.9	-	-	P	V
802.11g CH 11 2462MHz		7311	45.26	-28.74	74	57.92	35.72	11.09	59.47	-	-	P	V
		4924	46.04	-27.96	74	61.34	33.7	8.9	57.9	-	-	P	H
		7386	44.77	-29.23	74	57.64	35.76	11.08	59.71	-	-	P	H
		4924	44.93	-29.07	74	60.23	33.7	8.9	57.9	-	-	P	V
802.11g CH 12 2467MHz		7386	45.18	-28.82	74	58.05	35.76	11.08	59.71	-	-	P	V
		4934	46.91	-27.09	74	62.21	33.7	8.9	57.9	-	-	P	H
		7401	45.5	-28.5	74	58.39	35.77	11.1	59.76	-	-	P	H
		4934	45.93	-28.07	74	61.23	33.7	8.9	57.9	-	-	P	V
802.11g CH 13 2472MHz		7401	45.25	-28.75	74	58.14	35.77	11.1	59.76	-	-	P	V
		4944	45.17	-28.83	74	60.43	33.7	8.94	57.9	-	-	P	H
		7416	45.22	-28.78	74	58.11	35.77	11.1	59.76	-	-	P	H
		4944	44.95	-29.05	74	60.21	33.7	8.94	57.9	-	-	P	V
Remark		7416	44.98	-29.02	74	57.87	35.77	11.1	59.76	-	-	P	V
	1. No other spurious found. 2. All results are PASS against Peak and Average limit line.												



**2.4GHz 2400~2483.5MHz
WIFI 802.11n HT20 (Band Edge @ 3m)**

WIFI Ant. 2	Note	Frequency (MHz)	Level (dBμV/m)	Margin (dB)	Limit Line (dBμV/m)	Read Level (dBμV)	Antenna Factor (dB/m)	Path Loss (dB)	Preamp Factor (dB)	Ant Pos (cm)	Table Pos (deg)	Peak Avg. (P/A)	Pol. (H/V)
802.11n HT20 CH 01 2412MHz		2389.38	55.68	-18.32	74	50.68	31.7	5.55	32.25	186	209	P	H
		2390	42.29	-11.71	54	37.28	31.7	5.55	32.24	186	209	A	H
	*	2412	97.65	-	-	92.52	31.8	5.57	32.24	186	209	P	H
	*	2412	87.1	-	-	81.97	31.8	5.57	32.24	186	209	A	H
		2388.75	52.9	-21.1	74	47.9	31.7	5.55	32.25	182	157	P	V
		2390	41.37	-12.63	54	36.36	31.7	5.55	32.24	182	157	A	V
	*	2412	95.43	-	-	90.3	31.8	5.57	32.24	182	157	P	V
	*	2412	85.62	-	-	80.49	31.8	5.57	32.24	182	157	A	V
802.11n HT20 CH 06 2437MHz		2344.44	50.62	-23.38	74	45.69	31.7	5.49	32.26	204	207	P	H
		2389.94	39.92	-14.08	54	34.91	31.7	5.55	32.24	204	207	A	H
	*	2437	97.84	-	-	92.37	32	5.61	32.14	204	207	P	H
	*	2437	87.74	-	-	82.27	32	5.61	32.14	204	207	A	H
		2495.03	52.98	-21.02	74	47.05	32.1	5.68	31.85	204	207	P	H
		2484.74	40.95	-13.05	54	35.17	32.07	5.66	31.95	204	207	A	H
		2342.2	50.73	-23.27	74	45.8	31.7	5.49	32.26	100	12	P	V
		2389.8	39.6	-14.4	54	34.59	31.7	5.55	32.24	100	12	A	V
	*	2437	93.49	-	-	88.02	32	5.61	32.14	100	12	P	V
	*	2437	83.94	-	-	78.47	32	5.61	32.14	100	12	A	V
	2495.8	51.14	-22.86	74	45.21	32.1	5.68	31.85	100	12	P	V	
	2498.53	40.6	-13.4	54	34.67	32.1	5.68	31.85	100	12	A	V	
802.11n HT20 CH 11 2462MHz	*	2462	97.75	-	-	92.13	32.03	5.64	32.05	108	202	P	H
	*	2462	88.03	-	-	82.41	32.03	5.64	32.05	108	202	A	H
		2484.56	57.35	-16.65	74	51.57	32.07	5.66	31.95	108	202	P	H
		2483.52	42.89	-11.11	54	37.11	32.07	5.66	31.95	108	202	A	H
	*	2462	95.71	-	-	90.09	32.03	5.64	32.05	100	20	P	V
	*	2462	86.13	-	-	80.51	32.03	5.64	32.05	100	20	A	V
		2484.32	54.81	-19.19	74	49.03	32.07	5.66	31.95	100	20	P	V
	2483.52	42.32	-11.68	54	36.54	32.07	5.66	31.95	100	20	A	V	



WIFI Ant. 2	Note	Frequency (MHz)	Level (dBμV/m)	Margin (dB)	Limit Line (dBμV/m)	Read Level (dBμV)	Antenna Factor (dB/m)	Path Loss (dB)	Preamp Factor (dB)	Ant Pos (cm)	Table Pos (deg)	Peak Avg. (P/A)	Pol. (H/V)
802.11n HT20 CH 12 2467MHz	*	2467	99.29	-	-	93.57	32.03	5.64	31.95	186	242	P	H
	*	2467	89.55	-	-	83.83	32.03	5.64	31.95	186	242	A	H
		2484.04	66.6	-7.4	74	60.82	32.07	5.66	31.95	186	242	P	H
		2483.52	49.87	-4.13	54	44.09	32.07	5.66	31.95	186	242	A	H
	*	2467	99.46	-	-	93.74	32.03	5.64	31.95	156	205	P	V
	*	2467	89.49	-	-	83.77	32.03	5.64	31.95	156	205	A	V
		2484.76	67.45	-6.55	74	61.67	32.07	5.66	31.95	156	205	P	V
		2483.52	50.37	-3.63	54	44.59	32.07	5.66	31.95	156	205	A	V
802.11n HT20 CH 13 2472MHz	*	2472	96.75	-	-	90.97	32.07	5.66	31.95	186	242	P	H
	*	2472	87.26	-	-	81.48	32.07	5.66	31.95	186	242	A	H
		2484.56	65.28	-8.72	74	59.5	32.07	5.66	31.95	186	242	P	H
		2483.52	48.98	-5.02	54	43.2	32.07	5.66	31.95	186	242	A	H
	*	2472	97.13	-	-	91.35	32.07	5.66	31.95	156	214	P	V
	*	2472	87.39	-	-	81.61	32.07	5.66	31.95	156	214	A	V
		2484.72	66.87	-7.13	74	61.09	32.07	5.66	31.95	156	214	P	V
		2483.52	49.91	-4.09	54	44.13	32.07	5.66	31.95	156	214	A	V
Remark	1. No other spurious found. 2. All results are PASS against Peak and Average limit line.												



2.4GHz 2400~2483.5MHz
WIFI 802.11n HT20 (Harmonic @ 3m)

WIFI Ant. 2	Note	Frequency (MHz)	Level (dBμV/m)	Margin (dB)	Limit Line (dBμV/m)	Read Level (dBμV)	Antenna Factor (dB/m)	Path Loss (dB)	Preamp Factor (dB)	Ant Pos (cm)	Table Pos (deg)	Peak Avg. (P/A)	Pol. (H/V)
802.11n HT20 CH 01 2412MHz		4824	45.86	-28.14	74	61.25	33.8	8.71	57.9	-	-	P	H
		4824	44.73	-29.27	74	60.12	33.8	8.71	57.9	-	-	P	V
802.11n HT20 CH 06 2437MHz		4874	45.73	-28.27	74	61.11	33.73	8.79	57.9	-	-	P	H
		7311	46.09	-27.91	74	58.75	35.72	11.09	59.47	-	-	P	H
		4874	44.84	-29.16	74	60.22	33.73	8.79	57.9	-	-	P	V
		7311	45.59	-28.41	74	58.25	35.72	11.09	59.47	-	-	P	V
802.11n HT20 CH 11 2462MHz		4924	46.19	-27.81	74	61.49	33.7	8.9	57.9	-	-	P	H
		7386	44.69	-29.31	74	57.56	35.76	11.08	59.71	-	-	P	H
		4924	45.81	-28.19	74	61.11	33.7	8.9	57.9	-	-	P	V
		7386	45.87	-28.13	74	58.74	35.76	11.08	59.71	-	-	P	V
802.11n HT20 CH 12 2467MHz		4934	45.26	-28.74	74	60.56	33.7	8.9	57.9	-	-	P	H
		7401	44.89	-29.11	74	57.78	35.77	11.1	59.76	-	-	P	H
		4934	44.18	-29.82	74	59.48	33.7	8.9	57.9	-	-	P	V
		7401	45.23	-28.77	74	58.12	35.77	11.1	59.76	-	-	P	V
802.11n HT20 CH 13 2472MHz		4944	46.38	-27.62	74	61.64	33.7	8.94	57.9	-	-	P	H
		7416	44.85	-29.15	74	57.74	35.77	11.1	59.76	-	-	P	H
		4944	44.91	-29.09	74	60.17	33.7	8.94	57.9	-	-	P	V
		7416	44.99	-29.01	74	57.88	35.77	11.1	59.76	-	-	P	V
Remark	1. No other spurious found. 2. All results are PASS against Peak and Average limit line.												



2.4GHz 2400~2483.5MHz

Emission below 1GHz

2.4GHz WIFI 802.11b (LF)

WIFI Ant.	Note	Frequency	Level	Margin	Limit Line	Read Level	Antenna Factor	Path Loss	Preamp Factor	Ant Pos	Table Pos	Peak Avg.	Pol.
2		(MHz)	(dBμV/m)	(dB)	(dBμV/m)	(dBμV)	(dB/m)	(dB)	(dB)	(cm)	(deg)	(P/A)	(H/V)
2.4GHz 802.11b LF		30.97	22.61	-17.39	40	30.12	23.71	0.75	31.97	-	-	P	H
		99.84	27.1	-16.4	43.5	40.71	16.8	1.31	31.72	-	-	P	H
		393.75	26.17	-19.83	46	33.25	21.55	2.56	31.19	-	-	P	H
		511.12	27.16	-18.84	46	31.86	23.63	2.9	31.23	-	-	P	H
		777.87	27.93	-18.07	46	29.54	25.95	3.62	31.18	-	-	P	H
		886.51	29.8	-16.2	46	30.49	26.63	3.85	31.17	-	-	P	H
		30	24.84	-15.16	40	31.77	24.3	0.74	31.97	-	-	P	V
		141.55	29.68	-13.82	43.5	42.43	17.27	1.56	31.58	-	-	P	V
		448.07	25.26	-20.74	46	31.25	22.57	2.73	31.29	-	-	P	V
		553.8	25.35	-20.65	46	29.42	24.14	3.04	31.25	-	-	P	V
		760.41	26.65	-19.35	46	28.51	25.76	3.58	31.2	-	-	P	V
	865.17	28.41	-17.59	46	29.25	26.53	3.81	31.18	-	-	P	V	
Remark	1. No other spurious found. 2. All results are PASS against limit line.												



Note symbol

*	Fundamental Frequency which can be ignored. However, the level of any unwanted emissions shall not exceed the level of the fundamental frequency.
!	Test result is Margin line.
P/A	Peak or Average
H/V	Horizontal or Vertical



A calculation example for radiated spurious emission is shown as below:

WIFI	Note	Frequency	Level	Margin	Limit	Read	Antenna	Path	Preamp	Ant	Table	Peak	Pol.
Ant.					Line	Level	Factor	Loss	Factor	Pos	Pos	Avg.	
1		(MHz)	(dBμV/m)	(dB)	(dBμV/m)	(dBμV)	(dB/m)	(dB)	(dB)	(cm)	(deg)	(P/A)	(H/V)
802.11b		2390	55.45	-18.55	74	54.51	32.22	4.58	35.86	103	308	P	H
CH 01													
2412MHz		2390	43.54	-10.46	54	42.6	32.22	4.58	35.86	103	308	A	H

1. Path Loss(dB) = Cable loss(dB) + Filter loss(dB) + Attenuator loss(dB)
2. Level(dBμV/m) =
Antenna Factor(dB/m) + Path Loss(dB) + Read Level(dBμV) - Preamp Factor(dB)
3. Margin (dB) = Level(dBμV/m) – Limit Line(dBμV/m)

For Peak Limit @ 2390MHz:

1. Level(dBμV/m)
= Antenna Factor(dB/m) + Path Loss(dB) + Read Level(dBμV) - Preamp Factor(dB)
= 32.22(dB/m) + 4.58(dB) + 54.51(dBμV) – 35.86 (dB)
= 55.45 (dBμV/m)
2. Margin (dB)
= Level(dBμV/m) – Limit Line(dBμV/m)
= 55.45(dBμV/m) – 74(dBμV/m)
= -18.55(dB)

For Average Limit @ 2390MHz:

1. Level(dBμV/m)
= Antenna Factor(dB/m) + Path Loss(dB) + Read Level(dBμV) - Preamp Factor(dB)
= 32.22(dB/m) + 4.58(dB) + 42.6(dBμV) – 35.86 (dB)
= 43.54 (dBμV/m)
2. Margin (dB)
= Level(dBμV/m) – Limit Line(dBμV/m)
= 43.54(dBμV/m) – 54(dBμV/m)
= -10.46(dB)

Both peak and average measured complies with the limit line, so test result is “PASS”.



Appendix D. Radiated Spurious Emission Plots

Note symbol

-L	Low channel location
-R	High channel location



<ANT 1>

2.4GHz 2400~2483.5MHz

WIFI 802.11b (Band Edge @ 3m)

WIFI	2.4GHz 2400~2483.5MHz Band Edge @ 3m																																																																	
ANT	802.11b CH01 2412MHz																																																																	
1	Horizontal	Fundamental																																																																
Peak	<p>Site Condition : 03CH02-SZ Condition : PEAK_BE_74 3m HF_ANT_3117_0107 HORIZONTAL RBW: 1000.000kHz VBW: 3000.000kHz Project : 211916 Mode : Mode 10 SN : #19 G08227012194000K Plane : Z with Accessory setting : 1M power setting 17</p> <table border="1"> <thead> <tr> <th>Freq</th> <th>Level</th> <th>Over</th> <th>Limit</th> <th>ReadAntenna</th> <th>Cable</th> <th>Preamp</th> <th>A/Pos</th> <th>T/Pos</th> <th>Remark</th> </tr> <tr> <th>MHz</th> <th>dBuV/m</th> <th>dB</th> <th>dBuV/m</th> <th>dBuV</th> <th>dB/m</th> <th>dB</th> <th>dB</th> <th>cm</th> <th>deg</th> </tr> </thead> <tbody> <tr> <td>1</td> <td>2363.13</td> <td>51.32</td> <td>-22.68</td> <td>74.00</td> <td>46.37</td> <td>31.70</td> <td>5.53</td> <td>32.26</td> <td>161</td> <td>207</td> <td>Peak</td> </tr> </tbody> </table>	Freq	Level	Over	Limit	ReadAntenna	Cable	Preamp	A/Pos	T/Pos	Remark	MHz	dBuV/m	dB	dBuV/m	dBuV	dB/m	dB	dB	cm	deg	1	2363.13	51.32	-22.68	74.00	46.37	31.70	5.53	32.26	161	207	Peak	<p>Site Condition : 03CH02-SZ Condition : PEAK_74 3m HF_ANT_3117_0107 HORIZONTAL RBW: 1000.000kHz VBW: 3000.000kHz Project : 211916 Mode : Mode 10 SN : #19 G08227012194000K Plane : Z with Accessory setting : 1M power setting 17</p> <table border="1"> <thead> <tr> <th>Freq</th> <th>Level</th> <th>Over</th> <th>Limit</th> <th>ReadAntenna</th> <th>Cable</th> <th>Preamp</th> <th>A/Pos</th> <th>T/Pos</th> <th>Remark</th> </tr> <tr> <th>MHz</th> <th>dBuV/m</th> <th>dB</th> <th>dBuV/m</th> <th>dBuV</th> <th>dB/m</th> <th>dB</th> <th>dB</th> <th>cm</th> <th>deg</th> </tr> </thead> <tbody> <tr> <td>1</td> <td>2412.00</td> <td>99.81</td> <td>25.81</td> <td>74.00</td> <td>94.68</td> <td>31.80</td> <td>5.57</td> <td>32.24</td> <td>161</td> <td>207</td> <td>Peak</td> </tr> </tbody> </table>	Freq	Level	Over	Limit	ReadAntenna	Cable	Preamp	A/Pos	T/Pos	Remark	MHz	dBuV/m	dB	dBuV/m	dBuV	dB/m	dB	dB	cm	deg	1	2412.00	99.81	25.81	74.00	94.68	31.80	5.57	32.24	161	207	Peak
Freq	Level	Over	Limit	ReadAntenna	Cable	Preamp	A/Pos	T/Pos	Remark																																																									
MHz	dBuV/m	dB	dBuV/m	dBuV	dB/m	dB	dB	cm	deg																																																									
1	2363.13	51.32	-22.68	74.00	46.37	31.70	5.53	32.26	161	207	Peak																																																							
Freq	Level	Over	Limit	ReadAntenna	Cable	Preamp	A/Pos	T/Pos	Remark																																																									
MHz	dBuV/m	dB	dBuV/m	dBuV	dB/m	dB	dB	cm	deg																																																									
1	2412.00	99.81	25.81	74.00	94.68	31.80	5.57	32.24	161	207	Peak																																																							
Avg.	<p>Site Condition : 03CH02-SZ Condition : AVG_BE_54 3m HF_ANT_3117_0107 HORIZONTAL RBW: 1000.000kHz VBW: 0.010kHz Project : 211916 Mode : Mode 10 SN : #19 G08227012194000K Plane : Z with Accessory setting : 1M power setting 17</p> <table border="1"> <thead> <tr> <th>Freq</th> <th>Level</th> <th>Over</th> <th>Limit</th> <th>ReadAntenna</th> <th>Cable</th> <th>Preamp</th> <th>A/Pos</th> <th>T/Pos</th> <th>Remark</th> </tr> <tr> <th>MHz</th> <th>dBuV/m</th> <th>dB</th> <th>dBuV/m</th> <th>dBuV</th> <th>dB/m</th> <th>dB</th> <th>dB</th> <th>cm</th> <th>deg</th> </tr> </thead> <tbody> <tr> <td>1</td> <td>2389.59</td> <td>39.74</td> <td>-14.26</td> <td>54.00</td> <td>34.74</td> <td>31.70</td> <td>5.55</td> <td>32.25</td> <td>161</td> <td>207</td> <td>Average</td> </tr> </tbody> </table>	Freq	Level	Over	Limit	ReadAntenna	Cable	Preamp	A/Pos	T/Pos	Remark	MHz	dBuV/m	dB	dBuV/m	dBuV	dB/m	dB	dB	cm	deg	1	2389.59	39.74	-14.26	54.00	34.74	31.70	5.55	32.25	161	207	Average	<p>Site Condition : 03CH02-SZ Condition : AVG_54 3m HF_ANT_3117_0107 HORIZONTAL RBW: 1000.000kHz VBW: 0.010kHz Project : 211916 Mode : Mode 10 SN : #19 G08227012194000K Plane : Z with Accessory setting : 1M power setting 17</p> <table border="1"> <thead> <tr> <th>Freq</th> <th>Level</th> <th>Over</th> <th>Limit</th> <th>ReadAntenna</th> <th>Cable</th> <th>Preamp</th> <th>A/Pos</th> <th>T/Pos</th> <th>Remark</th> </tr> <tr> <th>MHz</th> <th>dBuV/m</th> <th>dB</th> <th>dBuV/m</th> <th>dBuV</th> <th>dB/m</th> <th>dB</th> <th>dB</th> <th>cm</th> <th>deg</th> </tr> </thead> <tbody> <tr> <td>1</td> <td>2412.00</td> <td>95.04</td> <td>41.04</td> <td>54.00</td> <td>89.91</td> <td>31.80</td> <td>5.57</td> <td>32.24</td> <td>161</td> <td>207</td> <td>Peak</td> </tr> </tbody> </table>	Freq	Level	Over	Limit	ReadAntenna	Cable	Preamp	A/Pos	T/Pos	Remark	MHz	dBuV/m	dB	dBuV/m	dBuV	dB/m	dB	dB	cm	deg	1	2412.00	95.04	41.04	54.00	89.91	31.80	5.57	32.24	161	207	Peak
Freq	Level	Over	Limit	ReadAntenna	Cable	Preamp	A/Pos	T/Pos	Remark																																																									
MHz	dBuV/m	dB	dBuV/m	dBuV	dB/m	dB	dB	cm	deg																																																									
1	2389.59	39.74	-14.26	54.00	34.74	31.70	5.55	32.25	161	207	Average																																																							
Freq	Level	Over	Limit	ReadAntenna	Cable	Preamp	A/Pos	T/Pos	Remark																																																									
MHz	dBuV/m	dB	dBuV/m	dBuV	dB/m	dB	dB	cm	deg																																																									
1	2412.00	95.04	41.04	54.00	89.91	31.80	5.57	32.24	161	207	Peak																																																							



WIFI	2.4GHz 2400~2483.5MHz Band Edge @ 3m																																																															
ANT	802.11b CH01 2412MHz																																																															
1	Vertical	Fundamental																																																														
Peak	<p>Date: 5 Date: 2022-05-24</p> <p>Site : 03CH02-SZ Condition : PEAK_BE_74 3m HF_ANT_3117_0107 VERTICAL : RBW:1000.000kHz VBW:3000.000kHz Project : 211916 Mode : Mode 10 SN : #19 GB227012194000K Plane : Z with Accessory setting : 1M power setting 17</p> <table border="1"> <thead> <tr> <th>Freq</th> <th>Level</th> <th>Over</th> <th>Limit</th> <th>ReadAntenna</th> <th>Cable</th> <th>Preamp</th> <th>A/Pos</th> <th>T/Pos</th> <th>Remark</th> </tr> <tr> <th>MHz</th> <th>dBuV/m</th> <th>dB</th> <th>dBuV/m</th> <th>dBuV</th> <th>dB/m</th> <th>dB</th> <th>dB</th> <th>cm</th> <th>deg</th> </tr> </thead> <tbody> <tr> <td>1</td> <td>2357.78</td> <td>59.36</td> <td>-23.64</td> <td>74.00</td> <td>45.41</td> <td>31.70</td> <td>5.53</td> <td>32.26</td> <td>168</td> <td>146 Peak</td> </tr> </tbody> </table>	Freq	Level	Over	Limit	ReadAntenna	Cable	Preamp	A/Pos	T/Pos	Remark	MHz	dBuV/m	dB	dBuV/m	dBuV	dB/m	dB	dB	cm	deg	1	2357.78	59.36	-23.64	74.00	45.41	31.70	5.53	32.26	168	146 Peak	<p>Date: 7 Date: 2022-05-24</p> <p>Site : 03CH02-SZ Condition : PEAK_74 3m HF_ANT_3117_0107 VERTICAL : RBW:1000.000kHz VBW:3000.000kHz Project : 211916 Mode : Mode 10 SN : #19 GB227012194000K Plane : Z with Accessory setting : 1M power setting 17</p> <table border="1"> <thead> <tr> <th>Freq</th> <th>Level</th> <th>Over</th> <th>Limit</th> <th>ReadAntenna</th> <th>Cable</th> <th>Preamp</th> <th>A/Pos</th> <th>T/Pos</th> <th>Remark</th> </tr> <tr> <th>MHz</th> <th>dBuV/m</th> <th>dB</th> <th>dBuV/m</th> <th>dBuV</th> <th>dB/m</th> <th>dB</th> <th>dB</th> <th>cm</th> <th>deg</th> </tr> </thead> <tbody> <tr> <td>1</td> <td>2412.00</td> <td>96.12</td> <td>22.12</td> <td>74.00</td> <td>90.99</td> <td>31.80</td> <td>5.57</td> <td>32.24</td> <td>168</td> <td>146 Peak</td> </tr> </tbody> </table>	Freq	Level	Over	Limit	ReadAntenna	Cable	Preamp	A/Pos	T/Pos	Remark	MHz	dBuV/m	dB	dBuV/m	dBuV	dB/m	dB	dB	cm	deg	1	2412.00	96.12	22.12	74.00	90.99	31.80	5.57	32.24	168	146 Peak
Freq	Level	Over	Limit	ReadAntenna	Cable	Preamp	A/Pos	T/Pos	Remark																																																							
MHz	dBuV/m	dB	dBuV/m	dBuV	dB/m	dB	dB	cm	deg																																																							
1	2357.78	59.36	-23.64	74.00	45.41	31.70	5.53	32.26	168	146 Peak																																																						
Freq	Level	Over	Limit	ReadAntenna	Cable	Preamp	A/Pos	T/Pos	Remark																																																							
MHz	dBuV/m	dB	dBuV/m	dBuV	dB/m	dB	dB	cm	deg																																																							
1	2412.00	96.12	22.12	74.00	90.99	31.80	5.57	32.24	168	146 Peak																																																						
Avg.	<p>Date: 6 Date: 2022-05-24</p> <p>Site : 03CH02-SZ Condition : AVG_BE_54 3m HF_ANT_3117_0107 VERTICAL : RBW:1000.000kHz VBW:0.010kHz Project : 211916 Mode : Mode 10 SN : #19 GB227012194000K Plane : Z with Accessory setting : 1M power setting 17</p> <table border="1"> <thead> <tr> <th>Freq</th> <th>Level</th> <th>Over</th> <th>Limit</th> <th>ReadAntenna</th> <th>Cable</th> <th>Preamp</th> <th>A/Pos</th> <th>T/Pos</th> <th>Remark</th> </tr> <tr> <th>MHz</th> <th>dBuV/m</th> <th>dB</th> <th>dBuV/m</th> <th>dBuV</th> <th>dB/m</th> <th>dB</th> <th>dB</th> <th>cm</th> <th>deg</th> </tr> </thead> <tbody> <tr> <td>1</td> <td>2389.38</td> <td>59.65</td> <td>-14.37</td> <td>54.00</td> <td>34.63</td> <td>31.70</td> <td>5.55</td> <td>32.25</td> <td>168</td> <td>146 Average</td> </tr> </tbody> </table>	Freq	Level	Over	Limit	ReadAntenna	Cable	Preamp	A/Pos	T/Pos	Remark	MHz	dBuV/m	dB	dBuV/m	dBuV	dB/m	dB	dB	cm	deg	1	2389.38	59.65	-14.37	54.00	34.63	31.70	5.55	32.25	168	146 Average	<p>Date: 8 Date: 2022-05-24</p> <p>Site : 03CH02-SZ Condition : AVG_54 3m HF_ANT_3117_0107 VERTICAL : RBW:1000.000kHz VBW:0.010kHz Project : 211916 Mode : Mode 10 SN : #19 GB227012194000K Plane : Z with Accessory setting : 1M power setting 17</p> <table border="1"> <thead> <tr> <th>Freq</th> <th>Level</th> <th>Over</th> <th>Limit</th> <th>ReadAntenna</th> <th>Cable</th> <th>Preamp</th> <th>A/Pos</th> <th>T/Pos</th> <th>Remark</th> </tr> <tr> <th>MHz</th> <th>dBuV/m</th> <th>dB</th> <th>dBuV/m</th> <th>dBuV</th> <th>dB/m</th> <th>dB</th> <th>dB</th> <th>cm</th> <th>deg</th> </tr> </thead> <tbody> <tr> <td>1</td> <td>2412.00</td> <td>92.35</td> <td>38.35</td> <td>54.00</td> <td>87.22</td> <td>31.80</td> <td>5.57</td> <td>32.24</td> <td>168</td> <td>146 Average</td> </tr> </tbody> </table>	Freq	Level	Over	Limit	ReadAntenna	Cable	Preamp	A/Pos	T/Pos	Remark	MHz	dBuV/m	dB	dBuV/m	dBuV	dB/m	dB	dB	cm	deg	1	2412.00	92.35	38.35	54.00	87.22	31.80	5.57	32.24	168	146 Average
Freq	Level	Over	Limit	ReadAntenna	Cable	Preamp	A/Pos	T/Pos	Remark																																																							
MHz	dBuV/m	dB	dBuV/m	dBuV	dB/m	dB	dB	cm	deg																																																							
1	2389.38	59.65	-14.37	54.00	34.63	31.70	5.55	32.25	168	146 Average																																																						
Freq	Level	Over	Limit	ReadAntenna	Cable	Preamp	A/Pos	T/Pos	Remark																																																							
MHz	dBuV/m	dB	dBuV/m	dBuV	dB/m	dB	dB	cm	deg																																																							
1	2412.00	92.35	38.35	54.00	87.22	31.80	5.57	32.24	168	146 Average																																																						



WIFI	2.4GHz 2400~2483.5MHz Band Edge @ 3m																																																												
ANT	802.11b CH06 2437MHz - L																																																												
1	Horizontal	Fundamental																																																											
Peak	<p>Site : 03CH02-SZ Condition : PEAK_BE_74 3m HF_ANT_3117_0107 HORIZONTAL : RBW:1000.000kHz VBW:3000.000kHz Project : 211916 Mode : Mode 11 SN : #19 GB227012194000K Plane : Z with Accessory setting : 1M power setting 17</p> <table border="1"> <thead> <tr> <th>Freq</th> <th>Level</th> <th>Limit</th> <th>ReadAntenna</th> <th>Cable</th> <th>Preamp</th> <th>A/Pos</th> <th>T/Pos</th> <th>Remark</th> </tr> <tr> <th>MHz</th> <th>dBuV/m</th> <th>dB</th> <th>dBuV/m</th> <th>dBuV</th> <th>dB/m</th> <th>dB</th> <th>dB</th> <th>deg</th> </tr> </thead> <tbody> <tr> <td>1</td> <td>2369.78</td> <td>59.34</td> <td>-23.66</td> <td>74.00</td> <td>45.36</td> <td>31.70</td> <td>5.53</td> <td>32.25</td> <td>165</td> <td>203 Peak</td> </tr> </tbody> </table>	Freq	Level	Limit	ReadAntenna	Cable	Preamp	A/Pos	T/Pos	Remark	MHz	dBuV/m	dB	dBuV/m	dBuV	dB/m	dB	dB	deg	1	2369.78	59.34	-23.66	74.00	45.36	31.70	5.53	32.25	165	203 Peak	<p>Site : 03CH02-SZ Condition : PEAK_74 3m HF_ANT_3117_0107 HORIZONTAL : RBW:1000.000kHz VBW:3000.000kHz Project : 211916 Mode : Mode 11 SN : #19 GB227012194000K Plane : Z with Accessory setting : 1M power setting 17</p> <table border="1"> <thead> <tr> <th>Freq</th> <th>Level</th> <th>Limit</th> <th>ReadAntenna</th> <th>Cable</th> <th>Preamp</th> <th>A/Pos</th> <th>T/Pos</th> <th>Remark</th> </tr> <tr> <th>MHz</th> <th>dBuV/m</th> <th>dB</th> <th>dBuV/m</th> <th>dBuV</th> <th>dB/m</th> <th>dB</th> <th>dB</th> <th>cm</th> <th>deg</th> </tr> </thead> <tbody> <tr> <td>1</td> <td>2437.00</td> <td>99.12</td> <td>25.12</td> <td>74.00</td> <td>93.65</td> <td>32.00</td> <td>5.61</td> <td>32.14</td> <td>165</td> <td>203 Peak</td> </tr> </tbody> </table>	Freq	Level	Limit	ReadAntenna	Cable	Preamp	A/Pos	T/Pos	Remark	MHz	dBuV/m	dB	dBuV/m	dBuV	dB/m	dB	dB	cm	deg	1	2437.00	99.12	25.12	74.00	93.65	32.00	5.61	32.14	165	203 Peak
Freq	Level	Limit	ReadAntenna	Cable	Preamp	A/Pos	T/Pos	Remark																																																					
MHz	dBuV/m	dB	dBuV/m	dBuV	dB/m	dB	dB	deg																																																					
1	2369.78	59.34	-23.66	74.00	45.36	31.70	5.53	32.25	165	203 Peak																																																			
Freq	Level	Limit	ReadAntenna	Cable	Preamp	A/Pos	T/Pos	Remark																																																					
MHz	dBuV/m	dB	dBuV/m	dBuV	dB/m	dB	dB	cm	deg																																																				
1	2437.00	99.12	25.12	74.00	93.65	32.00	5.61	32.14	165	203 Peak																																																			
Avg.	<p>Site : 03CH02-SZ Condition : AVG_BE_54 3m HF_ANT_3117_0107 HORIZONTAL : RBW:1000.000kHz VBW:3.010kHz Project : 211916 Mode : Mode 11 SN : #19 GB227012194000K Plane : Z with Accessory setting : 1M power setting 17</p> <table border="1"> <thead> <tr> <th>Freq</th> <th>Level</th> <th>Limit</th> <th>ReadAntenna</th> <th>Cable</th> <th>Preamp</th> <th>A/Pos</th> <th>T/Pos</th> <th>Remark</th> </tr> <tr> <th>MHz</th> <th>dBuV/m</th> <th>dB</th> <th>dBuV/m</th> <th>dBuV</th> <th>dB/m</th> <th>dB</th> <th>dB</th> <th>deg</th> </tr> </thead> <tbody> <tr> <td>1</td> <td>2369.52</td> <td>59.72</td> <td>-14.28</td> <td>54.00</td> <td>34.72</td> <td>31.70</td> <td>5.55</td> <td>32.25</td> <td>165</td> <td>203 Average</td> </tr> </tbody> </table>	Freq	Level	Limit	ReadAntenna	Cable	Preamp	A/Pos	T/Pos	Remark	MHz	dBuV/m	dB	dBuV/m	dBuV	dB/m	dB	dB	deg	1	2369.52	59.72	-14.28	54.00	34.72	31.70	5.55	32.25	165	203 Average	<p>Site : 03CH02-SZ Condition : AVG_54 3m HF_ANT_3117_0107 HORIZONTAL : RBW:1000.000kHz VBW:3.010kHz Project : 211916 Mode : Mode 11 SN : #19 GB227012194000K Plane : Z with Accessory setting : 1M power setting 17</p> <table border="1"> <thead> <tr> <th>Freq</th> <th>Level</th> <th>Limit</th> <th>ReadAntenna</th> <th>Cable</th> <th>Preamp</th> <th>A/Pos</th> <th>T/Pos</th> <th>Remark</th> </tr> <tr> <th>MHz</th> <th>dBuV/m</th> <th>dB</th> <th>dBuV/m</th> <th>dBuV</th> <th>dB/m</th> <th>dB</th> <th>dB</th> <th>cm</th> <th>deg</th> </tr> </thead> <tbody> <tr> <td>1</td> <td>2437.00</td> <td>94.05</td> <td>40.05</td> <td>54.00</td> <td>88.58</td> <td>32.00</td> <td>5.61</td> <td>32.14</td> <td>165</td> <td>203 Average</td> </tr> </tbody> </table>	Freq	Level	Limit	ReadAntenna	Cable	Preamp	A/Pos	T/Pos	Remark	MHz	dBuV/m	dB	dBuV/m	dBuV	dB/m	dB	dB	cm	deg	1	2437.00	94.05	40.05	54.00	88.58	32.00	5.61	32.14	165	203 Average
Freq	Level	Limit	ReadAntenna	Cable	Preamp	A/Pos	T/Pos	Remark																																																					
MHz	dBuV/m	dB	dBuV/m	dBuV	dB/m	dB	dB	deg																																																					
1	2369.52	59.72	-14.28	54.00	34.72	31.70	5.55	32.25	165	203 Average																																																			
Freq	Level	Limit	ReadAntenna	Cable	Preamp	A/Pos	T/Pos	Remark																																																					
MHz	dBuV/m	dB	dBuV/m	dBuV	dB/m	dB	dB	cm	deg																																																				
1	2437.00	94.05	40.05	54.00	88.58	32.00	5.61	32.14	165	203 Average																																																			



WIFI	2.4GHz 2400~2483.5MHz Band Edge @ 3m	
ANT	802.11b CH06 2437MHz - R	
1	Horizontal	Fundamental
Peak	<p> Date: 5 Date: 2022-05-24 Level (dBuV/m) Frequency (MHz) Site : 03CH02-SZ Condition : PEAK_BE_74 3m HF_ANT_3117_0107 HORIZONTAL : RBW:1000.000kHz VBW:3000.000kHz Project : 211916 Mode : Mode 11 SN : #19 00B227012194000K Plane : Z with Accessory setting : TM power setting 17 Freq Level Over Limit ReadAntenna Cable Preamp A/Pos T/Pos Remark MHz dBuV/m dB dBuV/m dBuV/m dB dB ce deg 1 2493.14 51.88 -22.12 74.00 45.95 32.10 5.68 33.85 165 203 Peak </p>	Left blank
Avg.	<p> Date: 6 Date: 2022-05-24 Level (dBuV/m) Frequency (MHz) Site : 03CH02-SZ Condition : AVG_BE_54 3m HF_ANT_3117_0107 HORIZONTAL : RBW:1000.000kHz VBW:30100kHz Project : 211916 Mode : Mode 11 SN : #19 00B227012194000K Plane : Z with Accessory setting : TM power setting 17 Freq Level Over Limit ReadAntenna Cable Preamp A/Pos T/Pos Remark MHz dBuV/m dB dBuV/m dBuV/m dB dB ce deg 1 2496.43 48.68 -15.32 54.00 34.75 32.10 5.68 33.85 165 203 Average </p>	Left blank

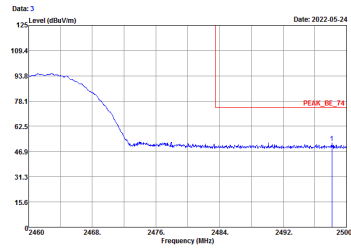
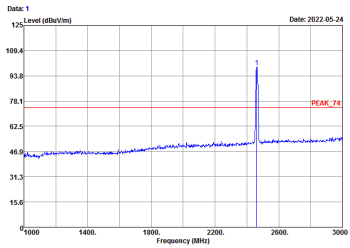
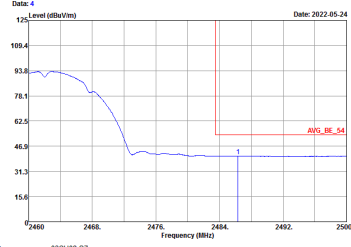
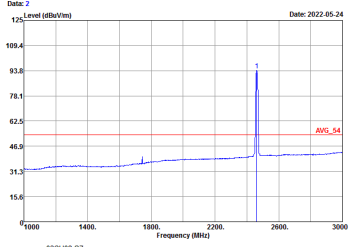


WIFI	2.4GHz 2400~2483.5MHz Band Edge @ 3m																																																											
ANT	802.11b CH06 2437MHz - L																																																											
1	Vertical	Fundamental																																																										
Peak	<p>Site : 03CH02-SZ Condition : PEAK_BE_74 3m HF_ANT_3117_0107 VERTICAL RSW:1000.000kHz VBW:3000.000kHz Project : 211916 Mode : Mode 11 SN : #19 GB227012194000K Plane : Z with Accessory setting : 1M power setting 17</p> <table border="1"> <thead> <tr> <th>Freq</th> <th>Level</th> <th>Limit</th> <th>ReadAntenna</th> <th>Cable</th> <th>Preamp</th> <th>A/Pos</th> <th>T/Pos</th> <th>Remark</th> </tr> <tr> <th>MHz</th> <th>dBuV/m</th> <th>dB</th> <th>dBuV/m</th> <th>dB</th> <th>dB</th> <th>dB</th> <th>cm</th> <th>deg</th> </tr> </thead> <tbody> <tr> <td>1</td> <td>2363.76</td> <td>51.10</td> <td>-22.98</td> <td>74.00</td> <td>46.15</td> <td>31.70</td> <td>5.53</td> <td>32.26</td> <td>164</td> <td>161 Peak</td> </tr> </tbody> </table>	Freq	Level	Limit	ReadAntenna	Cable	Preamp	A/Pos	T/Pos	Remark	MHz	dBuV/m	dB	dBuV/m	dB	dB	dB	cm	deg	1	2363.76	51.10	-22.98	74.00	46.15	31.70	5.53	32.26	164	161 Peak	<p>Site : 03CH02-SZ Condition : PEAK_74 3m HF_ANT_3117_0107 VERTICAL RSW:1000.000kHz VBW:3000.000kHz Project : 211916 Mode : Mode 11 SN : #19 GB227012194000K Plane : Z with Accessory setting : 1M power setting 17</p> <table border="1"> <thead> <tr> <th>Freq</th> <th>Level</th> <th>Limit</th> <th>ReadAntenna</th> <th>Cable</th> <th>Preamp</th> <th>A/Pos</th> <th>T/Pos</th> <th>Remark</th> </tr> <tr> <th>MHz</th> <th>dBuV/m</th> <th>dB</th> <th>dBuV/m</th> <th>dB</th> <th>dB</th> <th>dB</th> <th>cm</th> <th>deg</th> </tr> </thead> <tbody> <tr> <td>1</td> <td>2437.00</td> <td>96.44</td> <td>22.44</td> <td>74.00</td> <td>90.97</td> <td>32.00</td> <td>5.61</td> <td>32.14</td> <td>164</td> <td>161 Peak</td> </tr> </tbody> </table>	Freq	Level	Limit	ReadAntenna	Cable	Preamp	A/Pos	T/Pos	Remark	MHz	dBuV/m	dB	dBuV/m	dB	dB	dB	cm	deg	1	2437.00	96.44	22.44	74.00	90.97	32.00	5.61	32.14	164	161 Peak
Freq	Level	Limit	ReadAntenna	Cable	Preamp	A/Pos	T/Pos	Remark																																																				
MHz	dBuV/m	dB	dBuV/m	dB	dB	dB	cm	deg																																																				
1	2363.76	51.10	-22.98	74.00	46.15	31.70	5.53	32.26	164	161 Peak																																																		
Freq	Level	Limit	ReadAntenna	Cable	Preamp	A/Pos	T/Pos	Remark																																																				
MHz	dBuV/m	dB	dBuV/m	dB	dB	dB	cm	deg																																																				
1	2437.00	96.44	22.44	74.00	90.97	32.00	5.61	32.14	164	161 Peak																																																		
Avg.	<p>Site : 03CH02-SZ Condition : AVG_BE_54 3m HF_ANT_3117_0107 VERTICAL RSW:1000.000kHz VBW:0.010kHz Project : 211916 Mode : Mode 11 SN : #19 GB227012194000K Plane : Z with Accessory setting : 1M power setting 17</p> <table border="1"> <thead> <tr> <th>Freq</th> <th>Level</th> <th>Limit</th> <th>ReadAntenna</th> <th>Cable</th> <th>Preamp</th> <th>A/Pos</th> <th>T/Pos</th> <th>Remark</th> </tr> <tr> <th>MHz</th> <th>dBuV/m</th> <th>dB</th> <th>dBuV/m</th> <th>dB</th> <th>dB</th> <th>dB</th> <th>cm</th> <th>deg</th> </tr> </thead> <tbody> <tr> <td>1</td> <td>2389.94</td> <td>39.65</td> <td>-14.37</td> <td>54.00</td> <td>34.62</td> <td>31.70</td> <td>5.55</td> <td>32.24</td> <td>164</td> <td>161 Average</td> </tr> </tbody> </table>	Freq	Level	Limit	ReadAntenna	Cable	Preamp	A/Pos	T/Pos	Remark	MHz	dBuV/m	dB	dBuV/m	dB	dB	dB	cm	deg	1	2389.94	39.65	-14.37	54.00	34.62	31.70	5.55	32.24	164	161 Average	<p>Site : 03CH02-SZ Condition : AVG_54 3m HF_ANT_3117_0107 VERTICAL RSW:1000.000kHz VBW:0.010kHz Project : 211916 Mode : Mode 11 SN : #19 GB227012194000K Plane : Z with Accessory setting : 1M power setting 17</p> <table border="1"> <thead> <tr> <th>Freq</th> <th>Level</th> <th>Limit</th> <th>ReadAntenna</th> <th>Cable</th> <th>Preamp</th> <th>A/Pos</th> <th>T/Pos</th> <th>Remark</th> </tr> <tr> <th>MHz</th> <th>dBuV/m</th> <th>dB</th> <th>dBuV/m</th> <th>dB</th> <th>dB</th> <th>dB</th> <th>cm</th> <th>deg</th> </tr> </thead> <tbody> <tr> <td>1</td> <td>2437.00</td> <td>92.65</td> <td>38.65</td> <td>54.00</td> <td>87.18</td> <td>32.00</td> <td>5.61</td> <td>32.14</td> <td>164</td> <td>161 Average</td> </tr> </tbody> </table>	Freq	Level	Limit	ReadAntenna	Cable	Preamp	A/Pos	T/Pos	Remark	MHz	dBuV/m	dB	dBuV/m	dB	dB	dB	cm	deg	1	2437.00	92.65	38.65	54.00	87.18	32.00	5.61	32.14	164	161 Average
Freq	Level	Limit	ReadAntenna	Cable	Preamp	A/Pos	T/Pos	Remark																																																				
MHz	dBuV/m	dB	dBuV/m	dB	dB	dB	cm	deg																																																				
1	2389.94	39.65	-14.37	54.00	34.62	31.70	5.55	32.24	164	161 Average																																																		
Freq	Level	Limit	ReadAntenna	Cable	Preamp	A/Pos	T/Pos	Remark																																																				
MHz	dBuV/m	dB	dBuV/m	dB	dB	dB	cm	deg																																																				
1	2437.00	92.65	38.65	54.00	87.18	32.00	5.61	32.14	164	161 Average																																																		



WIFI	2.4GHz 2400~2483.5MHz Band Edge @ 3m																																
ANT	802.11b CH06 2437MHz - R																																
1	Vertical	Fundamental																															
Peak	<p>Date: 11 Date: 2022-05-24</p> <p>Site : 03CH02-SZ Condition : PEAK_BE_74 3m HF_ANT_3117_0107 VERTICAL RSNW:1000.000kHz VBW:3000.000kHz Project : 211916 Mode : Mode 11 SN : #19 00B227012194000K Plane : Z with Accessory setting : TM power setting 17</p> <table border="1"> <thead> <tr> <th>Freq</th> <th>Level</th> <th>Over</th> <th>Limit</th> <th>ReadAntenna</th> <th>Cable</th> <th>Preamp</th> <th>A/Pos</th> <th>T/Pos</th> <th>Remark</th> </tr> <tr> <th>MHz</th> <th>dBuV/m</th> <th>dB</th> <th>dBuV/m</th> <th>dBuV</th> <th>dB/m</th> <th>dB</th> <th>dB</th> <th>deg</th> <th></th> </tr> </thead> <tbody> <tr> <td>1</td> <td>2486.74</td> <td>59.00</td> <td>-23.28</td> <td>74.00</td> <td>45.02</td> <td>32.07</td> <td>5.66</td> <td>33.95</td> <td>164</td> <td>0 Peak</td> </tr> </tbody> </table>	Freq	Level	Over	Limit	ReadAntenna	Cable	Preamp	A/Pos	T/Pos	Remark	MHz	dBuV/m	dB	dBuV/m	dBuV	dB/m	dB	dB	deg		1	2486.74	59.00	-23.28	74.00	45.02	32.07	5.66	33.95	164	0 Peak	Left blank
Freq	Level	Over	Limit	ReadAntenna	Cable	Preamp	A/Pos	T/Pos	Remark																								
MHz	dBuV/m	dB	dBuV/m	dBuV	dB/m	dB	dB	deg																									
1	2486.74	59.00	-23.28	74.00	45.02	32.07	5.66	33.95	164	0 Peak																							
Avg.	<p>Date: 12 Date: 2022-05-24</p> <p>Site : 03CH02-SZ Condition : AVG_BE_54 3m HF_ANT_3117_0107 VERTICAL RSNW:1000.000kHz VBW:3.0100kHz Project : 211916 Mode : Mode 11 SN : #19 00B227012194000K Plane : Z with Accessory setting : TM power setting 17</p> <table border="1"> <thead> <tr> <th>Freq</th> <th>Level</th> <th>Over</th> <th>Limit</th> <th>ReadAntenna</th> <th>Cable</th> <th>Preamp</th> <th>A/Pos</th> <th>T/Pos</th> <th>Remark</th> </tr> <tr> <th>MHz</th> <th>dBuV/m</th> <th>dB</th> <th>dBuV/m</th> <th>dBuV</th> <th>dB/m</th> <th>dB</th> <th>dB</th> <th>deg</th> <th></th> </tr> </thead> <tbody> <tr> <td>1</td> <td>2486.74</td> <td>49.68</td> <td>-15.32</td> <td>54.00</td> <td>34.75</td> <td>32.10</td> <td>5.68</td> <td>33.85</td> <td>164</td> <td>101 Average</td> </tr> </tbody> </table>	Freq	Level	Over	Limit	ReadAntenna	Cable	Preamp	A/Pos	T/Pos	Remark	MHz	dBuV/m	dB	dBuV/m	dBuV	dB/m	dB	dB	deg		1	2486.74	49.68	-15.32	54.00	34.75	32.10	5.68	33.85	164	101 Average	Left blank
Freq	Level	Over	Limit	ReadAntenna	Cable	Preamp	A/Pos	T/Pos	Remark																								
MHz	dBuV/m	dB	dBuV/m	dBuV	dB/m	dB	dB	deg																									
1	2486.74	49.68	-15.32	54.00	34.75	32.10	5.68	33.85	164	101 Average																							



WIFI	2.4GHz 2400~2483.5MHz Band Edge @ 3m																																																														
ANT	802.11b CH11 2462MHz																																																														
1	Horizontal	Fundamental																																																													
Peak	 <p>Date: 3 Date: 2022-05-24</p> <p>Site Condition : 03CH02-SZ PEAK_BE_74 3m HF_ANT_3117_0107 HORIZONTAL RSW:1000.000kHz VBW:3000.000kHz Project : 211916 Mode : Mode 12 SN : #19 GB227012194000K Plane : Z with Accessory setting : 1M power setting 17</p> <table border="1"> <thead> <tr> <th>Freq</th> <th>Level</th> <th>Limit</th> <th>ReadAntenna</th> <th>Cable</th> <th>Preamp</th> <th>A/Pos</th> <th>T/Pos</th> <th>Remark</th> </tr> <tr> <th>MHz</th> <th>dBuV/m</th> <th>dB</th> <th>dBuV/m</th> <th>dBuV</th> <th>dB/m</th> <th>dB</th> <th>dB</th> <th>deg</th> </tr> </thead> <tbody> <tr> <td>1</td> <td>2498.16</td> <td>52.32</td> <td>-11.68</td> <td>74.00</td> <td>46.39</td> <td>32.10</td> <td>5.68</td> <td>33.85</td> <td>164</td> <td>205</td> <td>Peak</td> </tr> </tbody> </table>	Freq	Level	Limit	ReadAntenna	Cable	Preamp	A/Pos	T/Pos	Remark	MHz	dBuV/m	dB	dBuV/m	dBuV	dB/m	dB	dB	deg	1	2498.16	52.32	-11.68	74.00	46.39	32.10	5.68	33.85	164	205	Peak	 <p>Date: 1 Date: 2022-05-24</p> <p>Site Condition : 03CH02-SZ PEAK_74 3m HF_ANT_3117_0107 HORIZONTAL RSW:1000.000kHz VBW:3000.000kHz Project : 211916 Mode : Mode 12 SN : #19 GB227012194000K Plane : Z with Accessory setting : 1M power setting 17</p> <table border="1"> <thead> <tr> <th>Freq</th> <th>Level</th> <th>Limit</th> <th>ReadAntenna</th> <th>Cable</th> <th>Preamp</th> <th>A/Pos</th> <th>T/Pos</th> <th>Remark</th> </tr> <tr> <th>MHz</th> <th>dBuV/m</th> <th>dB</th> <th>dBuV/m</th> <th>dBuV</th> <th>dB/m</th> <th>dB</th> <th>dB</th> <th>cn</th> <th>deg</th> </tr> </thead> <tbody> <tr> <td>1</td> <td>2462.00</td> <td>99.27</td> <td>25.27</td> <td>74.00</td> <td>93.65</td> <td>32.83</td> <td>5.64</td> <td>32.85</td> <td>164</td> <td>205</td> <td>Peak</td> </tr> </tbody> </table>	Freq	Level	Limit	ReadAntenna	Cable	Preamp	A/Pos	T/Pos	Remark	MHz	dBuV/m	dB	dBuV/m	dBuV	dB/m	dB	dB	cn	deg	1	2462.00	99.27	25.27	74.00	93.65	32.83	5.64	32.85	164	205	Peak
Freq	Level	Limit	ReadAntenna	Cable	Preamp	A/Pos	T/Pos	Remark																																																							
MHz	dBuV/m	dB	dBuV/m	dBuV	dB/m	dB	dB	deg																																																							
1	2498.16	52.32	-11.68	74.00	46.39	32.10	5.68	33.85	164	205	Peak																																																				
Freq	Level	Limit	ReadAntenna	Cable	Preamp	A/Pos	T/Pos	Remark																																																							
MHz	dBuV/m	dB	dBuV/m	dBuV	dB/m	dB	dB	cn	deg																																																						
1	2462.00	99.27	25.27	74.00	93.65	32.83	5.64	32.85	164	205	Peak																																																				
Avg.	 <p>Date: 4 Date: 2022-05-24</p> <p>Site Condition : 03CH02-SZ AVG_BE_54 3m HF_ANT_3117_0107 HORIZONTAL RSW:1000.000kHz VBW:0.010kHz Project : 211916 Mode : Mode 12 SN : #19 GB227012194000K Plane : Z with Accessory setting : 1M power setting 17</p> <table border="1"> <thead> <tr> <th>Freq</th> <th>Level</th> <th>Limit</th> <th>ReadAntenna</th> <th>Cable</th> <th>Preamp</th> <th>A/Pos</th> <th>T/Pos</th> <th>Remark</th> </tr> <tr> <th>MHz</th> <th>dBuV/m</th> <th>dB</th> <th>dBuV/m</th> <th>dBuV</th> <th>dB/m</th> <th>dB</th> <th>dB</th> <th>deg</th> </tr> </thead> <tbody> <tr> <td>1</td> <td>2486.32</td> <td>48.68</td> <td>-13.32</td> <td>54.00</td> <td>34.98</td> <td>32.87</td> <td>5.66</td> <td>33.95</td> <td>164</td> <td>205</td> <td>Average</td> </tr> </tbody> </table>	Freq	Level	Limit	ReadAntenna	Cable	Preamp	A/Pos	T/Pos	Remark	MHz	dBuV/m	dB	dBuV/m	dBuV	dB/m	dB	dB	deg	1	2486.32	48.68	-13.32	54.00	34.98	32.87	5.66	33.95	164	205	Average	 <p>Date: 2 Date: 2022-05-24</p> <p>Site Condition : 03CH02-SZ AVG_54 3m HF_ANT_3117_0107 HORIZONTAL RSW:1000.000kHz VBW:0.010kHz Project : 211916 Mode : Mode 12 SN : #19 GB227012194000K Plane : Z with Accessory setting : 1M power setting 17</p> <table border="1"> <thead> <tr> <th>Freq</th> <th>Level</th> <th>Limit</th> <th>ReadAntenna</th> <th>Cable</th> <th>Preamp</th> <th>A/Pos</th> <th>T/Pos</th> <th>Remark</th> </tr> <tr> <th>MHz</th> <th>dBuV/m</th> <th>dB</th> <th>dBuV/m</th> <th>dBuV</th> <th>dB/m</th> <th>dB</th> <th>dB</th> <th>cn</th> <th>deg</th> </tr> </thead> <tbody> <tr> <td>1</td> <td>2462.00</td> <td>93.97</td> <td>39.97</td> <td>54.00</td> <td>88.35</td> <td>32.83</td> <td>5.64</td> <td>32.85</td> <td>164</td> <td>205</td> <td>Average</td> </tr> </tbody> </table>	Freq	Level	Limit	ReadAntenna	Cable	Preamp	A/Pos	T/Pos	Remark	MHz	dBuV/m	dB	dBuV/m	dBuV	dB/m	dB	dB	cn	deg	1	2462.00	93.97	39.97	54.00	88.35	32.83	5.64	32.85	164	205	Average
Freq	Level	Limit	ReadAntenna	Cable	Preamp	A/Pos	T/Pos	Remark																																																							
MHz	dBuV/m	dB	dBuV/m	dBuV	dB/m	dB	dB	deg																																																							
1	2486.32	48.68	-13.32	54.00	34.98	32.87	5.66	33.95	164	205	Average																																																				
Freq	Level	Limit	ReadAntenna	Cable	Preamp	A/Pos	T/Pos	Remark																																																							
MHz	dBuV/m	dB	dBuV/m	dBuV	dB/m	dB	dB	cn	deg																																																						
1	2462.00	93.97	39.97	54.00	88.35	32.83	5.64	32.85	164	205	Average																																																				



WIFI	2.4GHz 2400~2483.5MHz Band Edge @ 3m																																																							
ANT	802.11b CH11 2462MHz																																																							
1	Vertical	Fundamental																																																						
Peak	<p>Date: 7 Date: 2022-05-24</p> <p>Site : 03CH02-SZ Condition : PEAK_BE_74 3m HF_ANT_3117_0107 VERTICAL : RBW:1000.000kHz VBW:3000.000kHz Project : 211916 Mode : Mode 12 SN : #19 GB227012194000K Plane : Z with Accessory setting : 1M power setting 17</p> <table border="1"> <thead> <tr> <th>Freq</th> <th>Level</th> <th>Limit</th> <th>Line</th> <th>Level Factor</th> <th>Loss Factor</th> <th>Remark</th> </tr> <tr> <th>MHz</th> <th>dBuV/m</th> <th>dB</th> <th>dBuV/m</th> <th>dBuV</th> <th>dB/m</th> <th>dB</th> <th>ca</th> <th>deg</th> </tr> </thead> <tbody> <tr> <td>1</td> <td>1498.04</td> <td>53.13</td> <td>-20.87</td> <td>74.00</td> <td>47.20</td> <td>32.10</td> <td>5.68</td> <td>33.85</td> <td>157</td> <td>150 Peak</td> </tr> </tbody> </table>	Freq	Level	Limit	Line	Level Factor	Loss Factor	Remark	MHz	dBuV/m	dB	dBuV/m	dBuV	dB/m	dB	ca	deg	1	1498.04	53.13	-20.87	74.00	47.20	32.10	5.68	33.85	157	150 Peak	<p>Date: 5 Date: 2022-05-24</p> <p>Site : 03CH02-SZ Condition : PEAK_74 3m HF_ANT_3117_0107 VERTICAL : RBW:1000.000kHz VBW:3000.000kHz Project : 211916 Mode : Mode 12 SN : #19 GB227012194000K Plane : Z with Accessory setting : 1M power setting 17</p> <table border="1"> <thead> <tr> <th>Freq</th> <th>Level</th> <th>Limit</th> <th>Line</th> <th>Level Factor</th> <th>Loss Factor</th> <th>Remark</th> </tr> <tr> <th>MHz</th> <th>dBuV/m</th> <th>dB</th> <th>dBuV/m</th> <th>dBuV</th> <th>dB/m</th> <th>dB</th> <th>ca</th> <th>deg</th> </tr> </thead> <tbody> <tr> <td>1</td> <td>2462.00</td> <td>95.72</td> <td>21.72</td> <td>74.00</td> <td>90.10</td> <td>32.83</td> <td>5.64</td> <td>32.85</td> <td>157</td> <td>150 Peak</td> </tr> </tbody> </table>	Freq	Level	Limit	Line	Level Factor	Loss Factor	Remark	MHz	dBuV/m	dB	dBuV/m	dBuV	dB/m	dB	ca	deg	1	2462.00	95.72	21.72	74.00	90.10	32.83	5.64	32.85	157	150 Peak
Freq	Level	Limit	Line	Level Factor	Loss Factor	Remark																																																		
MHz	dBuV/m	dB	dBuV/m	dBuV	dB/m	dB	ca	deg																																																
1	1498.04	53.13	-20.87	74.00	47.20	32.10	5.68	33.85	157	150 Peak																																														
Freq	Level	Limit	Line	Level Factor	Loss Factor	Remark																																																		
MHz	dBuV/m	dB	dBuV/m	dBuV	dB/m	dB	ca	deg																																																
1	2462.00	95.72	21.72	74.00	90.10	32.83	5.64	32.85	157	150 Peak																																														
Avg.	<p>Date: 8 Date: 2022-05-24</p> <p>Site : 03CH02-SZ Condition : AVG_BE_54 3m HF_ANT_3117_0107 VERTICAL : RBW:1000.000kHz VBW:0.010kHz Project : 211916 Mode : Mode 12 SN : #19 GB227012194000K Plane : Z with Accessory setting : 1M power setting 17</p> <table border="1"> <thead> <tr> <th>Freq</th> <th>Level</th> <th>Limit</th> <th>Line</th> <th>Level Factor</th> <th>Loss Factor</th> <th>Remark</th> </tr> <tr> <th>MHz</th> <th>dBuV/m</th> <th>dB</th> <th>dBuV/m</th> <th>dBuV</th> <th>dB/m</th> <th>dB</th> <th>ca</th> <th>deg</th> </tr> </thead> <tbody> <tr> <td>1</td> <td>2460.00</td> <td>49.75</td> <td>-15.27</td> <td>54.00</td> <td>34.00</td> <td>32.10</td> <td>5.68</td> <td>33.85</td> <td>157</td> <td>150 Average</td> </tr> </tbody> </table>	Freq	Level	Limit	Line	Level Factor	Loss Factor	Remark	MHz	dBuV/m	dB	dBuV/m	dBuV	dB/m	dB	ca	deg	1	2460.00	49.75	-15.27	54.00	34.00	32.10	5.68	33.85	157	150 Average	<p>Date: 6 Date: 2022-05-24</p> <p>Site : 03CH02-SZ Condition : AVG_54 3m HF_ANT_3117_0107 VERTICAL : RBW:1000.000kHz VBW:0.010kHz Project : 211916 Mode : Mode 12 SN : #19 GB227012194000K Plane : Z with Accessory setting : 1M power setting 17</p> <table border="1"> <thead> <tr> <th>Freq</th> <th>Level</th> <th>Limit</th> <th>Line</th> <th>Level Factor</th> <th>Loss Factor</th> <th>Remark</th> </tr> <tr> <th>MHz</th> <th>dBuV/m</th> <th>dB</th> <th>dBuV/m</th> <th>dBuV</th> <th>dB/m</th> <th>dB</th> <th>ca</th> <th>deg</th> </tr> </thead> <tbody> <tr> <td>1</td> <td>2462.00</td> <td>91.94</td> <td>37.94</td> <td>54.00</td> <td>86.32</td> <td>32.83</td> <td>5.64</td> <td>32.85</td> <td>157</td> <td>150 Average</td> </tr> </tbody> </table>	Freq	Level	Limit	Line	Level Factor	Loss Factor	Remark	MHz	dBuV/m	dB	dBuV/m	dBuV	dB/m	dB	ca	deg	1	2462.00	91.94	37.94	54.00	86.32	32.83	5.64	32.85	157	150 Average
Freq	Level	Limit	Line	Level Factor	Loss Factor	Remark																																																		
MHz	dBuV/m	dB	dBuV/m	dBuV	dB/m	dB	ca	deg																																																
1	2460.00	49.75	-15.27	54.00	34.00	32.10	5.68	33.85	157	150 Average																																														
Freq	Level	Limit	Line	Level Factor	Loss Factor	Remark																																																		
MHz	dBuV/m	dB	dBuV/m	dBuV	dB/m	dB	ca	deg																																																
1	2462.00	91.94	37.94	54.00	86.32	32.83	5.64	32.85	157	150 Average																																														



WIFI	2.4GHz 2400~2483.5MHz Band Edge @ 3m																																																													
ANT	802.11b CH12 2467MHz																																																													
1	Horizontal	Fundamental																																																												
Peak	<p>Site : 03CH02-SZ Condition : PEAK_BE_74 3m HF_ANT_3117_0107 HORIZONTAL : RBW:1000.000kHz VBW:3000.000kHz Project : 211916 Mode : Mode 13 SN : #19 08B227012194000K Plane : Z with Accessory setting : 1M power setting 17</p> <table border="1"> <thead> <tr> <th>Freq</th> <th>Level</th> <th>Limit</th> <th>Line</th> <th>Level Factor</th> <th>Loss Factor</th> <th>A/Pos</th> <th>T/Pos</th> <th>Remark</th> </tr> <tr> <th>MHz</th> <th>dBuV/m</th> <th>dB</th> <th>dBuV/m</th> <th>dBuV</th> <th>dB/m</th> <th>dB</th> <th>dB</th> <th>cm</th> <th>deg</th> </tr> </thead> <tbody> <tr> <td>1</td> <td>2467.00</td> <td>52.64</td> <td>-11.36</td> <td>74.00</td> <td>46.71</td> <td>32.10</td> <td>5.68</td> <td>31.85</td> <td>179</td> <td>210 Peak</td> </tr> </tbody> </table>	Freq	Level	Limit	Line	Level Factor	Loss Factor	A/Pos	T/Pos	Remark	MHz	dBuV/m	dB	dBuV/m	dBuV	dB/m	dB	dB	cm	deg	1	2467.00	52.64	-11.36	74.00	46.71	32.10	5.68	31.85	179	210 Peak	<p>Site : 03CH02-SZ Condition : PEAK_74 3m HF_ANT_3117_0107 HORIZONTAL : RBW:1000.000kHz VBW:3000.000kHz Project : 211916 Mode : Mode 13 SN : #19 08B227012194000K Plane : Z with Accessory setting : 1M power setting 17</p> <table border="1"> <thead> <tr> <th>Freq</th> <th>Level</th> <th>Limit</th> <th>Line</th> <th>Level Factor</th> <th>Loss Factor</th> <th>A/Pos</th> <th>T/Pos</th> <th>Remark</th> </tr> <tr> <th>MHz</th> <th>dBuV/m</th> <th>dB</th> <th>dBuV/m</th> <th>dBuV</th> <th>dB/m</th> <th>dB</th> <th>dB</th> <th>cm</th> <th>deg</th> </tr> </thead> <tbody> <tr> <td>1</td> <td>2467.00</td> <td>98.98</td> <td>24.98</td> <td>74.00</td> <td>93.26</td> <td>32.83</td> <td>5.64</td> <td>31.95</td> <td>179</td> <td>210 Peak</td> </tr> </tbody> </table>	Freq	Level	Limit	Line	Level Factor	Loss Factor	A/Pos	T/Pos	Remark	MHz	dBuV/m	dB	dBuV/m	dBuV	dB/m	dB	dB	cm	deg	1	2467.00	98.98	24.98	74.00	93.26	32.83	5.64	31.95	179	210 Peak
Freq	Level	Limit	Line	Level Factor	Loss Factor	A/Pos	T/Pos	Remark																																																						
MHz	dBuV/m	dB	dBuV/m	dBuV	dB/m	dB	dB	cm	deg																																																					
1	2467.00	52.64	-11.36	74.00	46.71	32.10	5.68	31.85	179	210 Peak																																																				
Freq	Level	Limit	Line	Level Factor	Loss Factor	A/Pos	T/Pos	Remark																																																						
MHz	dBuV/m	dB	dBuV/m	dBuV	dB/m	dB	dB	cm	deg																																																					
1	2467.00	98.98	24.98	74.00	93.26	32.83	5.64	31.95	179	210 Peak																																																				
Avg.	<p>Site : 03CH02-SZ Condition : AVG_BE_54 3m HF_ANT_3117_0107 HORIZONTAL : RBW:1000.000kHz VBW:3.010kHz Project : 211916 Mode : Mode 13 SN : #19 08B227012194000K Plane : Z with Accessory setting : 1M power setting 17</p> <table border="1"> <thead> <tr> <th>Freq</th> <th>Level</th> <th>Limit</th> <th>Line</th> <th>Level Factor</th> <th>Loss Factor</th> <th>A/Pos</th> <th>T/Pos</th> <th>Remark</th> </tr> <tr> <th>MHz</th> <th>dBuV/m</th> <th>dB</th> <th>dBuV/m</th> <th>dBuV</th> <th>dB/m</th> <th>dB</th> <th>dB</th> <th>cm</th> <th>deg</th> </tr> </thead> <tbody> <tr> <td>1</td> <td>2467.00</td> <td>42.86</td> <td>-11.94</td> <td>54.00</td> <td>36.28</td> <td>32.87</td> <td>5.66</td> <td>31.95</td> <td>179</td> <td>210 Average</td> </tr> </tbody> </table>	Freq	Level	Limit	Line	Level Factor	Loss Factor	A/Pos	T/Pos	Remark	MHz	dBuV/m	dB	dBuV/m	dBuV	dB/m	dB	dB	cm	deg	1	2467.00	42.86	-11.94	54.00	36.28	32.87	5.66	31.95	179	210 Average	<p>Site : 03CH02-SZ Condition : AVG_54 3m HF_ANT_3117_0107 HORIZONTAL : RBW:1000.000kHz VBW:3.010kHz Project : 211916 Mode : Mode 13 SN : #19 08B227012194000K Plane : Z with Accessory setting : 1M power setting 17</p> <table border="1"> <thead> <tr> <th>Freq</th> <th>Level</th> <th>Limit</th> <th>Line</th> <th>Level Factor</th> <th>Loss Factor</th> <th>A/Pos</th> <th>T/Pos</th> <th>Remark</th> </tr> <tr> <th>MHz</th> <th>dBuV/m</th> <th>dB</th> <th>dBuV/m</th> <th>dBuV</th> <th>dB/m</th> <th>dB</th> <th>dB</th> <th>cm</th> <th>deg</th> </tr> </thead> <tbody> <tr> <td>1</td> <td>2467.00</td> <td>94.38</td> <td>40.38</td> <td>54.00</td> <td>88.66</td> <td>32.83</td> <td>5.64</td> <td>31.95</td> <td>179</td> <td>210 Average</td> </tr> </tbody> </table>	Freq	Level	Limit	Line	Level Factor	Loss Factor	A/Pos	T/Pos	Remark	MHz	dBuV/m	dB	dBuV/m	dBuV	dB/m	dB	dB	cm	deg	1	2467.00	94.38	40.38	54.00	88.66	32.83	5.64	31.95	179	210 Average
Freq	Level	Limit	Line	Level Factor	Loss Factor	A/Pos	T/Pos	Remark																																																						
MHz	dBuV/m	dB	dBuV/m	dBuV	dB/m	dB	dB	cm	deg																																																					
1	2467.00	42.86	-11.94	54.00	36.28	32.87	5.66	31.95	179	210 Average																																																				
Freq	Level	Limit	Line	Level Factor	Loss Factor	A/Pos	T/Pos	Remark																																																						
MHz	dBuV/m	dB	dBuV/m	dBuV	dB/m	dB	dB	cm	deg																																																					
1	2467.00	94.38	40.38	54.00	88.66	32.83	5.64	31.95	179	210 Average																																																				



WIFI	2.4GHz 2400~2483.5MHz Band Edge @ 3m																																																															
ANT	802.11b CH12 2467MHz																																																															
1	Vertical	Fundamental																																																														
Peak	<p>Site : 03CH02-SZ Condition : PEAK_BE_74 3m HF_ANT_3117_0107 VERTICAL RW: 1000.000kHz VBW: 3000.000kHz Project : 211916 Mode : Mode 13 SN : #19 08B227012194000K Plane : Z with Accessory setting : 1M power setting 17</p> <table border="1"> <thead> <tr> <th>Freq</th> <th>Level</th> <th>Over</th> <th>Limit</th> <th>ReadAntenna</th> <th>Cable</th> <th>Preamp</th> <th>A/Pos</th> <th>T/Pos</th> <th>Remark</th> </tr> <tr> <th>MHz</th> <th>dBuV/m</th> <th>dB</th> <th>dBuV/m</th> <th>dBuV</th> <th>dB/m</th> <th>dB</th> <th>dB</th> <th>cm</th> <th>deg</th> </tr> </thead> <tbody> <tr> <td>1</td> <td>148.12</td> <td>51.86</td> <td>-22.14</td> <td>74.00</td> <td>46.08</td> <td>32.87</td> <td>5.66</td> <td>31.95</td> <td>155</td> <td>159 Peak</td> </tr> </tbody> </table>	Freq	Level	Over	Limit	ReadAntenna	Cable	Preamp	A/Pos	T/Pos	Remark	MHz	dBuV/m	dB	dBuV/m	dBuV	dB/m	dB	dB	cm	deg	1	148.12	51.86	-22.14	74.00	46.08	32.87	5.66	31.95	155	159 Peak	<p>Site : 03CH02-SZ Condition : PEAK_74 3m HF_ANT_3117_0107 VERTICAL RW: 1000.000kHz VBW: 3000.000kHz Project : 211916 Mode : Mode 13 SN : #19 08B227012194000K Plane : Z with Accessory setting : 1M power setting 17</p> <table border="1"> <thead> <tr> <th>Freq</th> <th>Level</th> <th>Over</th> <th>Limit</th> <th>ReadAntenna</th> <th>Cable</th> <th>Preamp</th> <th>A/Pos</th> <th>T/Pos</th> <th>Remark</th> </tr> <tr> <th>MHz</th> <th>dBuV/m</th> <th>dB</th> <th>dBuV/m</th> <th>dBuV</th> <th>dB/m</th> <th>dB</th> <th>dB</th> <th>cm</th> <th>deg</th> </tr> </thead> <tbody> <tr> <td>1</td> <td>2467.00</td> <td>96.11</td> <td>22.11</td> <td>74.00</td> <td>98.39</td> <td>32.83</td> <td>5.64</td> <td>31.95</td> <td>155</td> <td>159 Peak</td> </tr> </tbody> </table>	Freq	Level	Over	Limit	ReadAntenna	Cable	Preamp	A/Pos	T/Pos	Remark	MHz	dBuV/m	dB	dBuV/m	dBuV	dB/m	dB	dB	cm	deg	1	2467.00	96.11	22.11	74.00	98.39	32.83	5.64	31.95	155	159 Peak
Freq	Level	Over	Limit	ReadAntenna	Cable	Preamp	A/Pos	T/Pos	Remark																																																							
MHz	dBuV/m	dB	dBuV/m	dBuV	dB/m	dB	dB	cm	deg																																																							
1	148.12	51.86	-22.14	74.00	46.08	32.87	5.66	31.95	155	159 Peak																																																						
Freq	Level	Over	Limit	ReadAntenna	Cable	Preamp	A/Pos	T/Pos	Remark																																																							
MHz	dBuV/m	dB	dBuV/m	dBuV	dB/m	dB	dB	cm	deg																																																							
1	2467.00	96.11	22.11	74.00	98.39	32.83	5.64	31.95	155	159 Peak																																																						
Avg.	<p>Site : 03CH02-SZ Condition : AVG_BE_54 3m HF_ANT_3117_0107 VERTICAL RW: 1000.000kHz VBW: 0.010kHz Project : 211916 Mode : Mode 13 SN : #19 08B227012194000K Plane : Z with Accessory setting : 1M power setting 17</p> <table border="1"> <thead> <tr> <th>Freq</th> <th>Level</th> <th>Over</th> <th>Limit</th> <th>ReadAntenna</th> <th>Cable</th> <th>Preamp</th> <th>A/Pos</th> <th>T/Pos</th> <th>Remark</th> </tr> <tr> <th>MHz</th> <th>dBuV/m</th> <th>dB</th> <th>dBuV/m</th> <th>dBuV</th> <th>dB/m</th> <th>dB</th> <th>dB</th> <th>cm</th> <th>deg</th> </tr> </thead> <tbody> <tr> <td>1</td> <td>2467.96</td> <td>41.64</td> <td>-22.36</td> <td>54.00</td> <td>35.86</td> <td>32.87</td> <td>5.66</td> <td>31.95</td> <td>155</td> <td>159 Average</td> </tr> </tbody> </table>	Freq	Level	Over	Limit	ReadAntenna	Cable	Preamp	A/Pos	T/Pos	Remark	MHz	dBuV/m	dB	dBuV/m	dBuV	dB/m	dB	dB	cm	deg	1	2467.96	41.64	-22.36	54.00	35.86	32.87	5.66	31.95	155	159 Average	<p>Site : 03CH02-SZ Condition : AVG_54 3m HF_ANT_3117_0107 VERTICAL RW: 1000.000kHz VBW: 0.010kHz Project : 211916 Mode : Mode 13 SN : #19 08B227012194000K Plane : Z with Accessory setting : 1M power setting 17</p> <table border="1"> <thead> <tr> <th>Freq</th> <th>Level</th> <th>Over</th> <th>Limit</th> <th>ReadAntenna</th> <th>Cable</th> <th>Preamp</th> <th>A/Pos</th> <th>T/Pos</th> <th>Remark</th> </tr> <tr> <th>MHz</th> <th>dBuV/m</th> <th>dB</th> <th>dBuV/m</th> <th>dBuV</th> <th>dB/m</th> <th>dB</th> <th>dB</th> <th>cm</th> <th>deg</th> </tr> </thead> <tbody> <tr> <td>1</td> <td>2467.00</td> <td>92.34</td> <td>38.34</td> <td>54.00</td> <td>86.62</td> <td>32.83</td> <td>5.64</td> <td>31.95</td> <td>155</td> <td>159 Average</td> </tr> </tbody> </table>	Freq	Level	Over	Limit	ReadAntenna	Cable	Preamp	A/Pos	T/Pos	Remark	MHz	dBuV/m	dB	dBuV/m	dBuV	dB/m	dB	dB	cm	deg	1	2467.00	92.34	38.34	54.00	86.62	32.83	5.64	31.95	155	159 Average
Freq	Level	Over	Limit	ReadAntenna	Cable	Preamp	A/Pos	T/Pos	Remark																																																							
MHz	dBuV/m	dB	dBuV/m	dBuV	dB/m	dB	dB	cm	deg																																																							
1	2467.96	41.64	-22.36	54.00	35.86	32.87	5.66	31.95	155	159 Average																																																						
Freq	Level	Over	Limit	ReadAntenna	Cable	Preamp	A/Pos	T/Pos	Remark																																																							
MHz	dBuV/m	dB	dBuV/m	dBuV	dB/m	dB	dB	cm	deg																																																							
1	2467.00	92.34	38.34	54.00	86.62	32.83	5.64	31.95	155	159 Average																																																						



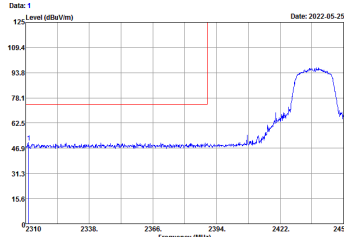
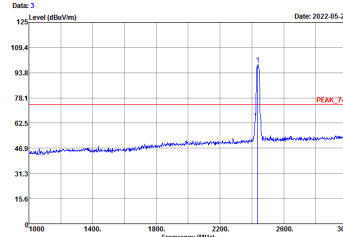
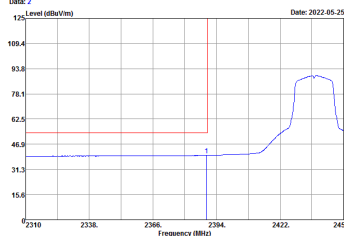
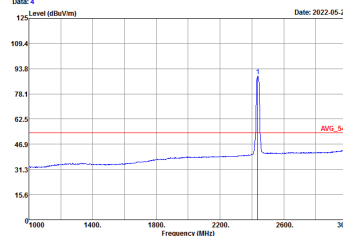
WIFI	2.4GHz 2400~2483.5MHz Band Edge @ 3m																																																															
ANT	802.11b CH13 2472MHz																																																															
1	Horizontal	Fundamental																																																														
Peak	<p>Site : 03CH02-SZ Condition : PEAK_BE_74 3m HF_ANT_3117_0107 HORIZONTAL RW: 1000.000kHz VBW: 3000.000kHz Project : 211916 Mode : Mode 14 SN : #19 GB227012194000K Plane : Z with Accessory setting : 1M power setting 17</p> <table border="1"> <thead> <tr> <th>Freq</th> <th>Level</th> <th>Limit</th> <th>Line</th> <th>Level Factor</th> <th>Loss Factor</th> <th>Loss Factor</th> <th>A/Pos</th> <th>T/Pos</th> <th>Remark</th> </tr> <tr> <th>MHz</th> <th>dBuV/m</th> <th>dB</th> <th>dBuV/m</th> <th>dBuV</th> <th>dB/m</th> <th>dB</th> <th>dB</th> <th>cm</th> <th>deg</th> </tr> </thead> <tbody> <tr> <td>1</td> <td>2484.64</td> <td>52.91</td> <td>-21.89</td> <td>74.00</td> <td>47.13</td> <td>32.87</td> <td>5.66</td> <td>31.95</td> <td>181</td> <td>295 Peak</td> </tr> </tbody> </table>	Freq	Level	Limit	Line	Level Factor	Loss Factor	Loss Factor	A/Pos	T/Pos	Remark	MHz	dBuV/m	dB	dBuV/m	dBuV	dB/m	dB	dB	cm	deg	1	2484.64	52.91	-21.89	74.00	47.13	32.87	5.66	31.95	181	295 Peak	<p>Site : 03CH02-SZ Condition : PEAK_74 3m HF_ANT_3117_0107 HORIZONTAL RW: 1000.000kHz VBW: 3000.000kHz Project : 211916 Mode : Mode 14 SN : #19 GB227012194000K Plane : Z with Accessory setting : 1M power setting 17</p> <table border="1"> <thead> <tr> <th>Freq</th> <th>Level</th> <th>Limit</th> <th>Line</th> <th>Level Factor</th> <th>Loss Factor</th> <th>Loss Factor</th> <th>A/Pos</th> <th>T/Pos</th> <th>Remark</th> </tr> <tr> <th>MHz</th> <th>dBuV/m</th> <th>dB</th> <th>dBuV/m</th> <th>dBuV</th> <th>dB/m</th> <th>dB</th> <th>dB</th> <th>cm</th> <th>deg</th> </tr> </thead> <tbody> <tr> <td>1</td> <td>2472.00</td> <td>99.75</td> <td>25.75</td> <td>74.00</td> <td>93.97</td> <td>32.87</td> <td>5.66</td> <td>31.95</td> <td>181</td> <td>295 Peak</td> </tr> </tbody> </table>	Freq	Level	Limit	Line	Level Factor	Loss Factor	Loss Factor	A/Pos	T/Pos	Remark	MHz	dBuV/m	dB	dBuV/m	dBuV	dB/m	dB	dB	cm	deg	1	2472.00	99.75	25.75	74.00	93.97	32.87	5.66	31.95	181	295 Peak
Freq	Level	Limit	Line	Level Factor	Loss Factor	Loss Factor	A/Pos	T/Pos	Remark																																																							
MHz	dBuV/m	dB	dBuV/m	dBuV	dB/m	dB	dB	cm	deg																																																							
1	2484.64	52.91	-21.89	74.00	47.13	32.87	5.66	31.95	181	295 Peak																																																						
Freq	Level	Limit	Line	Level Factor	Loss Factor	Loss Factor	A/Pos	T/Pos	Remark																																																							
MHz	dBuV/m	dB	dBuV/m	dBuV	dB/m	dB	dB	cm	deg																																																							
1	2472.00	99.75	25.75	74.00	93.97	32.87	5.66	31.95	181	295 Peak																																																						
Avg.	<p>Site : 03CH02-SZ Condition : AVG_BE_54 3m HF_ANT_3117_0107 HORIZONTAL RW: 1000.000kHz VBW: 0.010kHz Project : 211916 Mode : Mode 14 SN : #19 GB227012194000K Plane : Z with Accessory setting : 1M power setting 17</p> <table border="1"> <thead> <tr> <th>Freq</th> <th>Level</th> <th>Limit</th> <th>Line</th> <th>Level Factor</th> <th>Loss Factor</th> <th>Loss Factor</th> <th>A/Pos</th> <th>T/Pos</th> <th>Remark</th> </tr> <tr> <th>MHz</th> <th>dBuV/m</th> <th>dB</th> <th>dBuV/m</th> <th>dBuV</th> <th>dB/m</th> <th>dB</th> <th>dB</th> <th>cm</th> <th>deg</th> </tr> </thead> <tbody> <tr> <td>1</td> <td>2484.52</td> <td>43.88</td> <td>-18.28</td> <td>54.00</td> <td>38.82</td> <td>32.87</td> <td>5.66</td> <td>31.95</td> <td>181</td> <td>295 Average</td> </tr> </tbody> </table>	Freq	Level	Limit	Line	Level Factor	Loss Factor	Loss Factor	A/Pos	T/Pos	Remark	MHz	dBuV/m	dB	dBuV/m	dBuV	dB/m	dB	dB	cm	deg	1	2484.52	43.88	-18.28	54.00	38.82	32.87	5.66	31.95	181	295 Average	<p>Site : 03CH02-SZ Condition : AVG_54 3m HF_ANT_3117_0107 HORIZONTAL RW: 1000.000kHz VBW: 0.010kHz Project : 211916 Mode : Mode 14 SN : #19 GB227012194000K Plane : Z with Accessory setting : 1M power setting 17</p> <table border="1"> <thead> <tr> <th>Freq</th> <th>Level</th> <th>Limit</th> <th>Line</th> <th>Level Factor</th> <th>Loss Factor</th> <th>Loss Factor</th> <th>A/Pos</th> <th>T/Pos</th> <th>Remark</th> </tr> <tr> <th>MHz</th> <th>dBuV/m</th> <th>dB</th> <th>dBuV/m</th> <th>dBuV</th> <th>dB/m</th> <th>dB</th> <th>dB</th> <th>cm</th> <th>deg</th> </tr> </thead> <tbody> <tr> <td>1</td> <td>2472.00</td> <td>95.86</td> <td>41.86</td> <td>54.00</td> <td>89.28</td> <td>32.87</td> <td>5.66</td> <td>31.95</td> <td>181</td> <td>295 Average</td> </tr> </tbody> </table>	Freq	Level	Limit	Line	Level Factor	Loss Factor	Loss Factor	A/Pos	T/Pos	Remark	MHz	dBuV/m	dB	dBuV/m	dBuV	dB/m	dB	dB	cm	deg	1	2472.00	95.86	41.86	54.00	89.28	32.87	5.66	31.95	181	295 Average
Freq	Level	Limit	Line	Level Factor	Loss Factor	Loss Factor	A/Pos	T/Pos	Remark																																																							
MHz	dBuV/m	dB	dBuV/m	dBuV	dB/m	dB	dB	cm	deg																																																							
1	2484.52	43.88	-18.28	54.00	38.82	32.87	5.66	31.95	181	295 Average																																																						
Freq	Level	Limit	Line	Level Factor	Loss Factor	Loss Factor	A/Pos	T/Pos	Remark																																																							
MHz	dBuV/m	dB	dBuV/m	dBuV	dB/m	dB	dB	cm	deg																																																							
1	2472.00	95.86	41.86	54.00	89.28	32.87	5.66	31.95	181	295 Average																																																						



WIFI	2.4GHz 2400~2483.5MHz Band Edge @ 3m																																																															
ANT	802.11b CH13 2472MHz																																																															
1	Vertical	Fundamental																																																														
Peak	<p>Site : 03CH02-SZ Condition : PEAK_BE_74 3m HF_ANT_3117_0107 VERTICAL : RBW:1000.000kHz VBW:3000.000kHz Project : 211916 Mode : Mode 14 SN : #19 GB227012194000K Plane : Z with Accessory setting : TM power setting 17</p> <table border="1"> <thead> <tr> <th>Freq</th> <th>Level</th> <th>Over</th> <th>Limit</th> <th>ReadAntenna</th> <th>Cable</th> <th>Preamp</th> <th>A/Pos</th> <th>T/Pos</th> <th>Remark</th> </tr> <tr> <th>MHz</th> <th>dBuV/m</th> <th>dB</th> <th>dBuV/m</th> <th>dBuV</th> <th>dB/m</th> <th>dB</th> <th>dB</th> <th>cm</th> <th>deg</th> </tr> </thead> <tbody> <tr> <td>1</td> <td>1486.28</td> <td>52.21</td> <td>-11.79</td> <td>74.00</td> <td>46.43</td> <td>32.87</td> <td>5.66</td> <td>31.95</td> <td>179</td> <td>164 Peak</td> </tr> </tbody> </table>	Freq	Level	Over	Limit	ReadAntenna	Cable	Preamp	A/Pos	T/Pos	Remark	MHz	dBuV/m	dB	dBuV/m	dBuV	dB/m	dB	dB	cm	deg	1	1486.28	52.21	-11.79	74.00	46.43	32.87	5.66	31.95	179	164 Peak	<p>Site : 03CH02-SZ Condition : PEAK_74 3m HF_ANT_3117_0107 VERTICAL : RBW:1000.000kHz VBW:3000.000kHz Project : 211916 Mode : Mode 14 SN : #19 GB227012194000K Plane : Z with Accessory setting : TM power setting 17</p> <table border="1"> <thead> <tr> <th>Freq</th> <th>Level</th> <th>Over</th> <th>Limit</th> <th>ReadAntenna</th> <th>Cable</th> <th>Preamp</th> <th>A/Pos</th> <th>T/Pos</th> <th>Remark</th> </tr> <tr> <th>MHz</th> <th>dBuV/m</th> <th>dB</th> <th>dBuV/m</th> <th>dBuV</th> <th>dB/m</th> <th>dB</th> <th>dB</th> <th>cm</th> <th>deg</th> </tr> </thead> <tbody> <tr> <td>1</td> <td>2472.00</td> <td>96.67</td> <td>22.67</td> <td>74.00</td> <td>90.89</td> <td>32.87</td> <td>5.66</td> <td>31.95</td> <td>179</td> <td>164 Peak</td> </tr> </tbody> </table>	Freq	Level	Over	Limit	ReadAntenna	Cable	Preamp	A/Pos	T/Pos	Remark	MHz	dBuV/m	dB	dBuV/m	dBuV	dB/m	dB	dB	cm	deg	1	2472.00	96.67	22.67	74.00	90.89	32.87	5.66	31.95	179	164 Peak
Freq	Level	Over	Limit	ReadAntenna	Cable	Preamp	A/Pos	T/Pos	Remark																																																							
MHz	dBuV/m	dB	dBuV/m	dBuV	dB/m	dB	dB	cm	deg																																																							
1	1486.28	52.21	-11.79	74.00	46.43	32.87	5.66	31.95	179	164 Peak																																																						
Freq	Level	Over	Limit	ReadAntenna	Cable	Preamp	A/Pos	T/Pos	Remark																																																							
MHz	dBuV/m	dB	dBuV/m	dBuV	dB/m	dB	dB	cm	deg																																																							
1	2472.00	96.67	22.67	74.00	90.89	32.87	5.66	31.95	179	164 Peak																																																						
Avg.	<p>Site : 03CH02-SZ Condition : AVG_BE_54 3m HF_ANT_3117_0107 VERTICAL : RBW:1000.000kHz VBW:0.010kHz Project : 211916 Mode : Mode 14 SN : #19 GB227012194000K Plane : Z with Accessory setting : TM power setting 17</p> <table border="1"> <thead> <tr> <th>Freq</th> <th>Level</th> <th>Over</th> <th>Limit</th> <th>ReadAntenna</th> <th>Cable</th> <th>Preamp</th> <th>A/Pos</th> <th>T/Pos</th> <th>Remark</th> </tr> <tr> <th>MHz</th> <th>dBuV/m</th> <th>dB</th> <th>dBuV/m</th> <th>dBuV</th> <th>dB/m</th> <th>dB</th> <th>dB</th> <th>cm</th> <th>deg</th> </tr> </thead> <tbody> <tr> <td>1</td> <td>2484.56</td> <td>42.45</td> <td>-11.57</td> <td>54.00</td> <td>36.65</td> <td>32.87</td> <td>5.66</td> <td>31.95</td> <td>179</td> <td>164 Average</td> </tr> </tbody> </table>	Freq	Level	Over	Limit	ReadAntenna	Cable	Preamp	A/Pos	T/Pos	Remark	MHz	dBuV/m	dB	dBuV/m	dBuV	dB/m	dB	dB	cm	deg	1	2484.56	42.45	-11.57	54.00	36.65	32.87	5.66	31.95	179	164 Average	<p>Site : 03CH02-SZ Condition : AVG_54 3m HF_ANT_3117_0107 VERTICAL : RBW:1000.000kHz VBW:0.010kHz Project : 211916 Mode : Mode 14 SN : #19 GB227012194000K Plane : Z with Accessory setting : TM power setting 17</p> <table border="1"> <thead> <tr> <th>Freq</th> <th>Level</th> <th>Over</th> <th>Limit</th> <th>ReadAntenna</th> <th>Cable</th> <th>Preamp</th> <th>A/Pos</th> <th>T/Pos</th> <th>Remark</th> </tr> <tr> <th>MHz</th> <th>dBuV/m</th> <th>dB</th> <th>dBuV/m</th> <th>dBuV</th> <th>dB/m</th> <th>dB</th> <th>dB</th> <th>cm</th> <th>deg</th> </tr> </thead> <tbody> <tr> <td>1</td> <td>2472.00</td> <td>92.88</td> <td>38.88</td> <td>54.00</td> <td>87.10</td> <td>32.87</td> <td>5.66</td> <td>31.95</td> <td>179</td> <td>164 Average</td> </tr> </tbody> </table>	Freq	Level	Over	Limit	ReadAntenna	Cable	Preamp	A/Pos	T/Pos	Remark	MHz	dBuV/m	dB	dBuV/m	dBuV	dB/m	dB	dB	cm	deg	1	2472.00	92.88	38.88	54.00	87.10	32.87	5.66	31.95	179	164 Average
Freq	Level	Over	Limit	ReadAntenna	Cable	Preamp	A/Pos	T/Pos	Remark																																																							
MHz	dBuV/m	dB	dBuV/m	dBuV	dB/m	dB	dB	cm	deg																																																							
1	2484.56	42.45	-11.57	54.00	36.65	32.87	5.66	31.95	179	164 Average																																																						
Freq	Level	Over	Limit	ReadAntenna	Cable	Preamp	A/Pos	T/Pos	Remark																																																							
MHz	dBuV/m	dB	dBuV/m	dBuV	dB/m	dB	dB	cm	deg																																																							
1	2472.00	92.88	38.88	54.00	87.10	32.87	5.66	31.95	179	164 Average																																																						



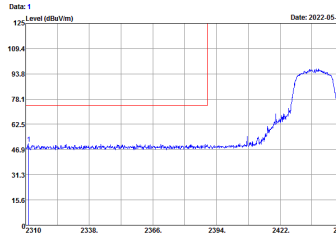
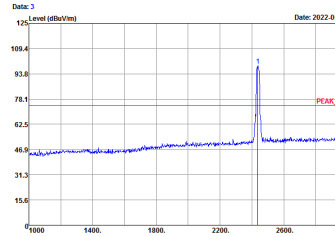
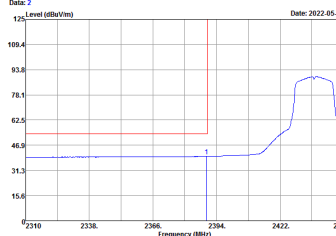
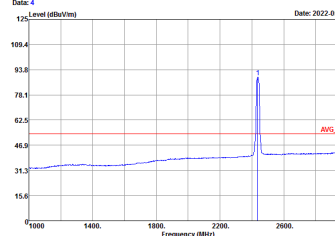
2.4GHz 2400~2483.5MHz
WIFI 802.11g (Band Edge @ 3m)

WIFI	2.4GHz 2400~2483.5MHz Band Edge @ 3m																																																															
ANT	802.11g CH01 2412MHz																																																															
1	Horizontal	Fundamental																																																														
Peak	 <p>Site : 03CH02-SZ Condition : PEAK_BE_74 3m HF_ANT_3117_0107 HORIZONTAL RBW: 1000 000kHz VBW: 3000 000kHz Project : 211916 Mode : Mode 16 SN : #19 G08227012194000K Plane : Z with Accessory setting : GM power setting 17</p> <table border="1"> <thead> <tr> <th>Freq</th> <th>Level</th> <th>Over</th> <th>Limit</th> <th>ReadAntenna</th> <th>Cable</th> <th>Preamp</th> <th>A/Pos</th> <th>T/Pos</th> <th>Remark</th> </tr> <tr> <th>MHz</th> <th>dBuV/m</th> <th>dB</th> <th>dBuV/m</th> <th>dBuV</th> <th>dB/m</th> <th>dB</th> <th>dB</th> <th>cm</th> <th>deg</th> </tr> </thead> <tbody> <tr> <td>1</td> <td>3111.26</td> <td>58.35</td> <td>-23.65</td> <td>74.00</td> <td>49.61</td> <td>31.57</td> <td>5.45</td> <td>32.28</td> <td>285</td> <td>212 Peak</td> </tr> </tbody> </table>	Freq	Level	Over	Limit	ReadAntenna	Cable	Preamp	A/Pos	T/Pos	Remark	MHz	dBuV/m	dB	dBuV/m	dBuV	dB/m	dB	dB	cm	deg	1	3111.26	58.35	-23.65	74.00	49.61	31.57	5.45	32.28	285	212 Peak	 <p>Site : 03CH02-SZ Condition : PEAK_74 3m HF_ANT_3117_0107 HORIZONTAL RBW: 1000 000kHz VBW: 3000 000kHz Project : 211916 Mode : Mode 16 SN : #19 G08227012194000K Plane : Z with Accessory setting : GM power setting 17</p> <table border="1"> <thead> <tr> <th>Freq</th> <th>Level</th> <th>Over</th> <th>Limit</th> <th>ReadAntenna</th> <th>Cable</th> <th>Preamp</th> <th>A/Pos</th> <th>T/Pos</th> <th>Remark</th> </tr> <tr> <th>MHz</th> <th>dBuV/m</th> <th>dB</th> <th>dBuV/m</th> <th>dBuV</th> <th>dB/m</th> <th>dB</th> <th>dB</th> <th>cm</th> <th>deg</th> </tr> </thead> <tbody> <tr> <td>1</td> <td>2437.00</td> <td>88.93</td> <td>24.93</td> <td>74.00</td> <td>93.46</td> <td>32.80</td> <td>5.61</td> <td>32.14</td> <td>285</td> <td>212 Peak</td> </tr> </tbody> </table>	Freq	Level	Over	Limit	ReadAntenna	Cable	Preamp	A/Pos	T/Pos	Remark	MHz	dBuV/m	dB	dBuV/m	dBuV	dB/m	dB	dB	cm	deg	1	2437.00	88.93	24.93	74.00	93.46	32.80	5.61	32.14	285	212 Peak
Freq	Level	Over	Limit	ReadAntenna	Cable	Preamp	A/Pos	T/Pos	Remark																																																							
MHz	dBuV/m	dB	dBuV/m	dBuV	dB/m	dB	dB	cm	deg																																																							
1	3111.26	58.35	-23.65	74.00	49.61	31.57	5.45	32.28	285	212 Peak																																																						
Freq	Level	Over	Limit	ReadAntenna	Cable	Preamp	A/Pos	T/Pos	Remark																																																							
MHz	dBuV/m	dB	dBuV/m	dBuV	dB/m	dB	dB	cm	deg																																																							
1	2437.00	88.93	24.93	74.00	93.46	32.80	5.61	32.14	285	212 Peak																																																						
Avg.	 <p>Site : 03CH02-SZ Condition : AVG_BE_54 3m HF_ANT_3117_0107 HORIZONTAL RBW: 1000 000kHz VBW: 1.000kHz Project : 211916 Mode : Mode 16 SN : #19 G08227012194000K Plane : Z with Accessory setting : GM power setting 17</p> <table border="1"> <thead> <tr> <th>Freq</th> <th>Level</th> <th>Over</th> <th>Limit</th> <th>ReadAntenna</th> <th>Cable</th> <th>Preamp</th> <th>A/Pos</th> <th>T/Pos</th> <th>Remark</th> </tr> <tr> <th>MHz</th> <th>dBuV/m</th> <th>dB</th> <th>dBuV/m</th> <th>dBuV</th> <th>dB/m</th> <th>dB</th> <th>dB</th> <th>cm</th> <th>deg</th> </tr> </thead> <tbody> <tr> <td>1</td> <td>2389.52</td> <td>48.87</td> <td>-13.93</td> <td>54.00</td> <td>35.87</td> <td>31.78</td> <td>5.55</td> <td>32.25</td> <td>285</td> <td>212 Average</td> </tr> </tbody> </table>	Freq	Level	Over	Limit	ReadAntenna	Cable	Preamp	A/Pos	T/Pos	Remark	MHz	dBuV/m	dB	dBuV/m	dBuV	dB/m	dB	dB	cm	deg	1	2389.52	48.87	-13.93	54.00	35.87	31.78	5.55	32.25	285	212 Average	 <p>Site : 03CH02-SZ Condition : AVG_54 3m HF_ANT_3117_0107 HORIZONTAL RBW: 1000 000kHz VBW: 1.000kHz Project : 211916 Mode : Mode 16 SN : #19 G08227012194000K Plane : Z with Accessory setting : GM power setting 17</p> <table border="1"> <thead> <tr> <th>Freq</th> <th>Level</th> <th>Over</th> <th>Limit</th> <th>ReadAntenna</th> <th>Cable</th> <th>Preamp</th> <th>A/Pos</th> <th>T/Pos</th> <th>Remark</th> </tr> <tr> <th>MHz</th> <th>dBuV/m</th> <th>dB</th> <th>dBuV/m</th> <th>dBuV</th> <th>dB/m</th> <th>dB</th> <th>dB</th> <th>cm</th> <th>deg</th> </tr> </thead> <tbody> <tr> <td>1</td> <td>2437.00</td> <td>89.86</td> <td>35.86</td> <td>54.00</td> <td>83.59</td> <td>32.80</td> <td>5.61</td> <td>32.14</td> <td>285</td> <td>212 Average</td> </tr> </tbody> </table>	Freq	Level	Over	Limit	ReadAntenna	Cable	Preamp	A/Pos	T/Pos	Remark	MHz	dBuV/m	dB	dBuV/m	dBuV	dB/m	dB	dB	cm	deg	1	2437.00	89.86	35.86	54.00	83.59	32.80	5.61	32.14	285	212 Average
Freq	Level	Over	Limit	ReadAntenna	Cable	Preamp	A/Pos	T/Pos	Remark																																																							
MHz	dBuV/m	dB	dBuV/m	dBuV	dB/m	dB	dB	cm	deg																																																							
1	2389.52	48.87	-13.93	54.00	35.87	31.78	5.55	32.25	285	212 Average																																																						
Freq	Level	Over	Limit	ReadAntenna	Cable	Preamp	A/Pos	T/Pos	Remark																																																							
MHz	dBuV/m	dB	dBuV/m	dBuV	dB/m	dB	dB	cm	deg																																																							
1	2437.00	89.86	35.86	54.00	83.59	32.80	5.61	32.14	285	212 Average																																																						



WIFI	2.4GHz 2400~2483.5MHz Band Edge @ 3m																																																															
ANT	802.11g CH01 2412MHz																																																															
1	Vertical	Fundamental																																																														
Peak	<p>Date: 5 Date: 2022-05-25</p> <p>Site : 03CH02-SZ Condition : PEAK_BE_74 3m HF_ANT_3117_0107 HORIZONTAL RSW: 1000.000kHz VBW: 3000.000kHz Project : 211916 Mode : Mode 16 SN : #19 GB227012194000K Plane : Z with Accessory setting : EM power setting 17</p> <table border="1"> <thead> <tr> <th>Freq</th> <th>Level</th> <th>Over</th> <th>Limit</th> <th>ReadAntenna</th> <th>Cable</th> <th>Preamp</th> <th>A/Pos</th> <th>T/Pos</th> <th>Remark</th> </tr> <tr> <th>MHz</th> <th>dBuV/m</th> <th>dB</th> <th>dBuV/m</th> <th>dBuV</th> <th>dB/m</th> <th>dB</th> <th>dB</th> <th>cm</th> <th>deg</th> </tr> </thead> <tbody> <tr> <td>1</td> <td>1498.53</td> <td>52.85</td> <td>-11.15</td> <td>74.00</td> <td>46.92</td> <td>32.10</td> <td>5.68</td> <td>33.85</td> <td>285</td> <td>212 Peak</td> </tr> </tbody> </table>	Freq	Level	Over	Limit	ReadAntenna	Cable	Preamp	A/Pos	T/Pos	Remark	MHz	dBuV/m	dB	dBuV/m	dBuV	dB/m	dB	dB	cm	deg	1	1498.53	52.85	-11.15	74.00	46.92	32.10	5.68	33.85	285	212 Peak	<p>Date: 7 Date: 2022-05-25</p> <p>Site : 03CH02-SZ Condition : PEAK_BE_74 3m HF_ANT_3117_0107 VERTICAL RSW: 1000.000kHz VBW: 3000.000kHz Project : 211916 Mode : Mode 16 SN : #19 GB227012194000K Plane : Z with Accessory setting : EM power setting 17</p> <table border="1"> <thead> <tr> <th>Freq</th> <th>Level</th> <th>Over</th> <th>Limit</th> <th>ReadAntenna</th> <th>Cable</th> <th>Preamp</th> <th>A/Pos</th> <th>T/Pos</th> <th>Remark</th> </tr> <tr> <th>MHz</th> <th>dBuV/m</th> <th>dB</th> <th>dBuV/m</th> <th>dBuV</th> <th>dB/m</th> <th>dB</th> <th>dB</th> <th>cm</th> <th>deg</th> </tr> </thead> <tbody> <tr> <td>1</td> <td>2333.94</td> <td>58.78</td> <td>-23.22</td> <td>74.00</td> <td>45.95</td> <td>31.63</td> <td>5.47</td> <td>32.27</td> <td>140</td> <td>32 Peak</td> </tr> </tbody> </table>	Freq	Level	Over	Limit	ReadAntenna	Cable	Preamp	A/Pos	T/Pos	Remark	MHz	dBuV/m	dB	dBuV/m	dBuV	dB/m	dB	dB	cm	deg	1	2333.94	58.78	-23.22	74.00	45.95	31.63	5.47	32.27	140	32 Peak
Freq	Level	Over	Limit	ReadAntenna	Cable	Preamp	A/Pos	T/Pos	Remark																																																							
MHz	dBuV/m	dB	dBuV/m	dBuV	dB/m	dB	dB	cm	deg																																																							
1	1498.53	52.85	-11.15	74.00	46.92	32.10	5.68	33.85	285	212 Peak																																																						
Freq	Level	Over	Limit	ReadAntenna	Cable	Preamp	A/Pos	T/Pos	Remark																																																							
MHz	dBuV/m	dB	dBuV/m	dBuV	dB/m	dB	dB	cm	deg																																																							
1	2333.94	58.78	-23.22	74.00	45.95	31.63	5.47	32.27	140	32 Peak																																																						
Avg.	<p>Date: 6 Date: 2022-05-25</p> <p>Site : 03CH02-SZ Condition : AVG_BE_54 3m HF_ANT_3117_0107 HORIZONTAL RSW: 1000.000kHz VBW: 1.000kHz Project : 211916 Mode : Mode 16 SN : #19 GB227012194000K Plane : Z with Accessory setting : EM power setting 17</p> <table border="1"> <thead> <tr> <th>Freq</th> <th>Level</th> <th>Over</th> <th>Limit</th> <th>ReadAntenna</th> <th>Cable</th> <th>Preamp</th> <th>A/Pos</th> <th>T/Pos</th> <th>Remark</th> </tr> <tr> <th>MHz</th> <th>dBuV/m</th> <th>dB</th> <th>dBuV/m</th> <th>dBuV</th> <th>dB/m</th> <th>dB</th> <th>dB</th> <th>cm</th> <th>deg</th> </tr> </thead> <tbody> <tr> <td>1</td> <td>2483.97</td> <td>48.98</td> <td>-15.82</td> <td>54.00</td> <td>35.28</td> <td>32.87</td> <td>5.66</td> <td>33.95</td> <td>285</td> <td>212 Average</td> </tr> </tbody> </table>	Freq	Level	Over	Limit	ReadAntenna	Cable	Preamp	A/Pos	T/Pos	Remark	MHz	dBuV/m	dB	dBuV/m	dBuV	dB/m	dB	dB	cm	deg	1	2483.97	48.98	-15.82	54.00	35.28	32.87	5.66	33.95	285	212 Average	<p>Date: 8 Date: 2022-05-25</p> <p>Site : 03CH02-SZ Condition : AVG_BE_54 3m HF_ANT_3117_0107 VERTICAL RSW: 1000.000kHz VBW: 1.000kHz Project : 211916 Mode : Mode 16 SN : #19 GB227012194000K Plane : Z with Accessory setting : EM power setting 17</p> <table border="1"> <thead> <tr> <th>Freq</th> <th>Level</th> <th>Over</th> <th>Limit</th> <th>ReadAntenna</th> <th>Cable</th> <th>Preamp</th> <th>A/Pos</th> <th>T/Pos</th> <th>Remark</th> </tr> <tr> <th>MHz</th> <th>dBuV/m</th> <th>dB</th> <th>dBuV/m</th> <th>dBuV</th> <th>dB/m</th> <th>dB</th> <th>dB</th> <th>cm</th> <th>deg</th> </tr> </thead> <tbody> <tr> <td>1</td> <td>2389.24</td> <td>39.95</td> <td>-14.85</td> <td>54.00</td> <td>34.95</td> <td>31.78</td> <td>5.55</td> <td>32.25</td> <td>140</td> <td>32 Average</td> </tr> </tbody> </table>	Freq	Level	Over	Limit	ReadAntenna	Cable	Preamp	A/Pos	T/Pos	Remark	MHz	dBuV/m	dB	dBuV/m	dBuV	dB/m	dB	dB	cm	deg	1	2389.24	39.95	-14.85	54.00	34.95	31.78	5.55	32.25	140	32 Average
Freq	Level	Over	Limit	ReadAntenna	Cable	Preamp	A/Pos	T/Pos	Remark																																																							
MHz	dBuV/m	dB	dBuV/m	dBuV	dB/m	dB	dB	cm	deg																																																							
1	2483.97	48.98	-15.82	54.00	35.28	32.87	5.66	33.95	285	212 Average																																																						
Freq	Level	Over	Limit	ReadAntenna	Cable	Preamp	A/Pos	T/Pos	Remark																																																							
MHz	dBuV/m	dB	dBuV/m	dBuV	dB/m	dB	dB	cm	deg																																																							
1	2389.24	39.95	-14.85	54.00	34.95	31.78	5.55	32.25	140	32 Average																																																						



WIFI	2.4GHz 2400~2483.5MHz Band Edge @ 3m																																																															
ANT	802.11g CH06 2437MHz - L																																																															
1	Horizontal	Fundamental																																																														
<p>Peak</p>	 <p>Date: 1 Date: 2022-05-25</p> <p>Site Condition : 03CH02-SZ : PEAK_BE_74 3m HF_ANT_3117_0107 HORIZONTAL : RBW:1000.000kHz VBW:3000.000kHz</p> <p>Project : 211916 Mode : Mode 16 SN : #19 GB227012194000K Plane : Z with Accessory setting : EM power setting 17</p> <table border="1"> <thead> <tr> <th>Freq</th> <th>Level</th> <th>Over</th> <th>Limit</th> <th>ReadAntenna</th> <th>Cable</th> <th>Preamp</th> <th>A/Pos</th> <th>T/Pos</th> <th>Remark</th> </tr> <tr> <th>MHz</th> <th>dBuV/m</th> <th>dB</th> <th>dBuV/m</th> <th>dBuV</th> <th>dB/m</th> <th>dB</th> <th>dB</th> <th>cm</th> <th>deg</th> </tr> </thead> <tbody> <tr> <td>1</td> <td>3311.26</td> <td>59.35</td> <td>-23.65</td> <td>74.00</td> <td>45.61</td> <td>31.57</td> <td>5.45</td> <td>32.28</td> <td>285</td> <td>212 Peak</td> </tr> </tbody> </table>	Freq	Level	Over	Limit	ReadAntenna	Cable	Preamp	A/Pos	T/Pos	Remark	MHz	dBuV/m	dB	dBuV/m	dBuV	dB/m	dB	dB	cm	deg	1	3311.26	59.35	-23.65	74.00	45.61	31.57	5.45	32.28	285	212 Peak	 <p>Date: 3 Date: 2022-05-25</p> <p>Site Condition : 03CH02-SZ : PEAK_74 3m HF_ANT_3117_0107 HORIZONTAL : RBW:1000.000kHz VBW:3000.000kHz</p> <p>Project : 211916 Mode : Mode 16 SN : #19 GB227012194000K Plane : Z with Accessory setting : EM power setting 17</p> <table border="1"> <thead> <tr> <th>Freq</th> <th>Level</th> <th>Over</th> <th>Limit</th> <th>ReadAntenna</th> <th>Cable</th> <th>Preamp</th> <th>A/Pos</th> <th>T/Pos</th> <th>Remark</th> </tr> <tr> <th>MHz</th> <th>dBuV/m</th> <th>dB</th> <th>dBuV/m</th> <th>dBuV</th> <th>dB/m</th> <th>dB</th> <th>dB</th> <th>cm</th> <th>deg</th> </tr> </thead> <tbody> <tr> <td>1 *</td> <td>2437.00</td> <td>98.93</td> <td>24.93</td> <td>74.00</td> <td>93.46</td> <td>32.00</td> <td>5.61</td> <td>32.14</td> <td>285</td> <td>212 Peak</td> </tr> </tbody> </table>	Freq	Level	Over	Limit	ReadAntenna	Cable	Preamp	A/Pos	T/Pos	Remark	MHz	dBuV/m	dB	dBuV/m	dBuV	dB/m	dB	dB	cm	deg	1 *	2437.00	98.93	24.93	74.00	93.46	32.00	5.61	32.14	285	212 Peak
Freq	Level	Over	Limit	ReadAntenna	Cable	Preamp	A/Pos	T/Pos	Remark																																																							
MHz	dBuV/m	dB	dBuV/m	dBuV	dB/m	dB	dB	cm	deg																																																							
1	3311.26	59.35	-23.65	74.00	45.61	31.57	5.45	32.28	285	212 Peak																																																						
Freq	Level	Over	Limit	ReadAntenna	Cable	Preamp	A/Pos	T/Pos	Remark																																																							
MHz	dBuV/m	dB	dBuV/m	dBuV	dB/m	dB	dB	cm	deg																																																							
1 *	2437.00	98.93	24.93	74.00	93.46	32.00	5.61	32.14	285	212 Peak																																																						
<p>Avg.</p>	 <p>Date: 2 Date: 2022-05-25</p> <p>Site Condition : 03CH02-SZ : AVG_BE_54 3m HF_ANT_3117_0107 HORIZONTAL : RBW:1000.000kHz VBW:1.000kHz</p> <p>Project : 211916 Mode : Mode 16 SN : #19 GB227012194000K Plane : Z with Accessory setting : EM power setting 17</p> <table border="1"> <thead> <tr> <th>Freq</th> <th>Level</th> <th>Over</th> <th>Limit</th> <th>ReadAntenna</th> <th>Cable</th> <th>Preamp</th> <th>A/Pos</th> <th>T/Pos</th> <th>Remark</th> </tr> <tr> <th>MHz</th> <th>dBuV/m</th> <th>dB</th> <th>dBuV/m</th> <th>dBuV</th> <th>dB/m</th> <th>dB</th> <th>dB</th> <th>cm</th> <th>deg</th> </tr> </thead> <tbody> <tr> <td>1</td> <td>2389.52</td> <td>48.87</td> <td>-15.93</td> <td>54.00</td> <td>35.87</td> <td>31.70</td> <td>5.55</td> <td>32.25</td> <td>285</td> <td>212 Average</td> </tr> </tbody> </table>	Freq	Level	Over	Limit	ReadAntenna	Cable	Preamp	A/Pos	T/Pos	Remark	MHz	dBuV/m	dB	dBuV/m	dBuV	dB/m	dB	dB	cm	deg	1	2389.52	48.87	-15.93	54.00	35.87	31.70	5.55	32.25	285	212 Average	 <p>Date: 4 Date: 2022-05-25</p> <p>Site Condition : 03CH02-SZ : AVG_54 3m HF_ANT_3117_0107 HORIZONTAL : RBW:1000.000kHz VBW:1.000kHz</p> <p>Project : 211916 Mode : Mode 16 SN : #19 GB227012194000K Plane : Z with Accessory setting : EM power setting 17</p> <table border="1"> <thead> <tr> <th>Freq</th> <th>Level</th> <th>Over</th> <th>Limit</th> <th>ReadAntenna</th> <th>Cable</th> <th>Preamp</th> <th>A/Pos</th> <th>T/Pos</th> <th>Remark</th> </tr> <tr> <th>MHz</th> <th>dBuV/m</th> <th>dB</th> <th>dBuV/m</th> <th>dBuV</th> <th>dB/m</th> <th>dB</th> <th>dB</th> <th>cm</th> <th>deg</th> </tr> </thead> <tbody> <tr> <td>1 *</td> <td>2437.00</td> <td>89.86</td> <td>35.86</td> <td>54.00</td> <td>85.59</td> <td>32.00</td> <td>5.61</td> <td>32.14</td> <td>285</td> <td>212 Average</td> </tr> </tbody> </table>	Freq	Level	Over	Limit	ReadAntenna	Cable	Preamp	A/Pos	T/Pos	Remark	MHz	dBuV/m	dB	dBuV/m	dBuV	dB/m	dB	dB	cm	deg	1 *	2437.00	89.86	35.86	54.00	85.59	32.00	5.61	32.14	285	212 Average
Freq	Level	Over	Limit	ReadAntenna	Cable	Preamp	A/Pos	T/Pos	Remark																																																							
MHz	dBuV/m	dB	dBuV/m	dBuV	dB/m	dB	dB	cm	deg																																																							
1	2389.52	48.87	-15.93	54.00	35.87	31.70	5.55	32.25	285	212 Average																																																						
Freq	Level	Over	Limit	ReadAntenna	Cable	Preamp	A/Pos	T/Pos	Remark																																																							
MHz	dBuV/m	dB	dBuV/m	dBuV	dB/m	dB	dB	cm	deg																																																							
1 *	2437.00	89.86	35.86	54.00	85.59	32.00	5.61	32.14	285	212 Average																																																						



WIFI	2.4GHz 2400~2483.5MHz Band Edge @ 3m																																
ANT	802.11g CH06 2437MHz - R																																
1	Horizontal	Fundamental																															
Peak	<p> Date: 5 Date: 2022-05-25 Level (dBuV/m) Frequency (MHz) PEAK_BE_74 </p> <p> Site : 03CH02-SZ Condition : PEAK_BE_74 3m HF_ANT_3117_0107 HORIZONTAL : RBW:1000.000kHz VBW:3000.000kHz Project : 211916 Mode : Mode 16 SN : #19 08B227012194000K Plane : Z with Accessory setting : GM power setting 17 </p> <table border="1"> <thead> <tr> <th>Freq</th> <th>Level</th> <th>Over</th> <th>Limit</th> <th>ReadAntenna</th> <th>Cable</th> <th>Preamp</th> <th>A/Pos</th> <th>T/Pos</th> <th>Remark</th> </tr> <tr> <th>MHz</th> <th>dBuV/m</th> <th>dB</th> <th>dBuV/m</th> <th>dBuV</th> <th>dB/m</th> <th>dB</th> <th>dB</th> <th>deg</th> <th></th> </tr> </thead> <tbody> <tr> <td>1</td> <td>2498.53</td> <td>52.85</td> <td>-21.15</td> <td>74.00</td> <td>46.92</td> <td>32.10</td> <td>5.68</td> <td>33.85</td> <td>285</td> <td>212 Peak</td> </tr> </tbody> </table>	Freq	Level	Over	Limit	ReadAntenna	Cable	Preamp	A/Pos	T/Pos	Remark	MHz	dBuV/m	dB	dBuV/m	dBuV	dB/m	dB	dB	deg		1	2498.53	52.85	-21.15	74.00	46.92	32.10	5.68	33.85	285	212 Peak	Left blank
Freq	Level	Over	Limit	ReadAntenna	Cable	Preamp	A/Pos	T/Pos	Remark																								
MHz	dBuV/m	dB	dBuV/m	dBuV	dB/m	dB	dB	deg																									
1	2498.53	52.85	-21.15	74.00	46.92	32.10	5.68	33.85	285	212 Peak																							
Avg.	<p> Date: 6 Date: 2022-05-25 Level (dBuV/m) Frequency (MHz) AVG_BE_54 </p> <p> Site : 03CH02-SZ Condition : AVG_BE_54 3m HF_ANT_3117_0107 HORIZONTAL : RBW:1000.000kHz VBW:1.000kHz Project : 211916 Mode : Mode 16 SN : #19 08B227012194000K Plane : Z with Accessory setting : GM power setting 17 </p> <table border="1"> <thead> <tr> <th>Freq</th> <th>Level</th> <th>Over</th> <th>Limit</th> <th>ReadAntenna</th> <th>Cable</th> <th>Preamp</th> <th>A/Pos</th> <th>T/Pos</th> <th>Remark</th> </tr> <tr> <th>MHz</th> <th>dBuV/m</th> <th>dB</th> <th>dBuV/m</th> <th>dBuV</th> <th>dB/m</th> <th>dB</th> <th>dB</th> <th>deg</th> <th></th> </tr> </thead> <tbody> <tr> <td>1</td> <td>2483.97</td> <td>48.98</td> <td>-15.82</td> <td>54.00</td> <td>35.28</td> <td>32.87</td> <td>5.68</td> <td>33.95</td> <td>285</td> <td>212 Average</td> </tr> </tbody> </table>	Freq	Level	Over	Limit	ReadAntenna	Cable	Preamp	A/Pos	T/Pos	Remark	MHz	dBuV/m	dB	dBuV/m	dBuV	dB/m	dB	dB	deg		1	2483.97	48.98	-15.82	54.00	35.28	32.87	5.68	33.95	285	212 Average	Left blank
Freq	Level	Over	Limit	ReadAntenna	Cable	Preamp	A/Pos	T/Pos	Remark																								
MHz	dBuV/m	dB	dBuV/m	dBuV	dB/m	dB	dB	deg																									
1	2483.97	48.98	-15.82	54.00	35.28	32.87	5.68	33.95	285	212 Average																							



WIFI	2.4GHz 2400~2483.5MHz Band Edge @ 3m																																																															
ANT	802.11g CH06 2437MHz - L																																																															
1	Vertical	Fundamental																																																														
Peak	<p>Date: 7 Level (dBuV/m)</p> <p>Site : 03CH02-SZ Condition : PEAK_BE_74 3m HF_ANT_3117_0107 VERTICAL : RSW:1000.000kHz VBW:3000.000kHz Project : 211916 Mode : Mode 16 SN : #19 GB227012194000K Plane : Z with Accessory setting : EM power setting 17</p> <table border="1"> <thead> <tr> <th>Freq</th> <th>Level</th> <th>Over</th> <th>Limit</th> <th>ReadAntenna</th> <th>Cable</th> <th>Preamp</th> <th>A/Pos</th> <th>T/Pos</th> <th>Remark</th> </tr> <tr> <th>MHz</th> <th>dBuV/m</th> <th>dB</th> <th>dBuV/m</th> <th>dBuV</th> <th>dB/m</th> <th>dB</th> <th>dB</th> <th>cm</th> <th>deg</th> </tr> </thead> <tbody> <tr> <td>1</td> <td>2437.94</td> <td>96.58</td> <td>-23.22</td> <td>74.00</td> <td>45.95</td> <td>31.43</td> <td>5.47</td> <td>32.27</td> <td>140</td> <td>32 Peak</td> </tr> </tbody> </table>	Freq	Level	Over	Limit	ReadAntenna	Cable	Preamp	A/Pos	T/Pos	Remark	MHz	dBuV/m	dB	dBuV/m	dBuV	dB/m	dB	dB	cm	deg	1	2437.94	96.58	-23.22	74.00	45.95	31.43	5.47	32.27	140	32 Peak	<p>Date: 9 Level (dBuV/m)</p> <p>Site : 03CH02-SZ Condition : PEAK_74 3m HF_ANT_3117_0107 VERTICAL : RSW:1000.000kHz VBW:3000.000kHz Project : 211916 Mode : Mode 16 SN : #19 GB227012194000K Plane : Z with Accessory setting : EM power setting 17</p> <table border="1"> <thead> <tr> <th>Freq</th> <th>Level</th> <th>Over</th> <th>Limit</th> <th>ReadAntenna</th> <th>Cable</th> <th>Preamp</th> <th>A/Pos</th> <th>T/Pos</th> <th>Remark</th> </tr> <tr> <th>MHz</th> <th>dBuV/m</th> <th>dB</th> <th>dBuV/m</th> <th>dBuV</th> <th>dB/m</th> <th>dB</th> <th>dB</th> <th>cm</th> <th>deg</th> </tr> </thead> <tbody> <tr> <td>1</td> <td>2437.00</td> <td>96.58</td> <td>22.58</td> <td>74.00</td> <td>91.11</td> <td>32.00</td> <td>5.61</td> <td>32.14</td> <td>140</td> <td>32 Peak</td> </tr> </tbody> </table>	Freq	Level	Over	Limit	ReadAntenna	Cable	Preamp	A/Pos	T/Pos	Remark	MHz	dBuV/m	dB	dBuV/m	dBuV	dB/m	dB	dB	cm	deg	1	2437.00	96.58	22.58	74.00	91.11	32.00	5.61	32.14	140	32 Peak
Freq	Level	Over	Limit	ReadAntenna	Cable	Preamp	A/Pos	T/Pos	Remark																																																							
MHz	dBuV/m	dB	dBuV/m	dBuV	dB/m	dB	dB	cm	deg																																																							
1	2437.94	96.58	-23.22	74.00	45.95	31.43	5.47	32.27	140	32 Peak																																																						
Freq	Level	Over	Limit	ReadAntenna	Cable	Preamp	A/Pos	T/Pos	Remark																																																							
MHz	dBuV/m	dB	dBuV/m	dBuV	dB/m	dB	dB	cm	deg																																																							
1	2437.00	96.58	22.58	74.00	91.11	32.00	5.61	32.14	140	32 Peak																																																						
Avg.	<p>Date: 8 Level (dBuV/m)</p> <p>Site : 03CH02-SZ Condition : AVG_BE_54 3m HF_ANT_3117_0107 VERTICAL : RSW:1000.000kHz VBW:1.000kHz Project : 211916 Mode : Mode 16 SN : #19 GB227012194000K Plane : Z with Accessory setting : EM power setting 17</p> <table border="1"> <thead> <tr> <th>Freq</th> <th>Level</th> <th>Over</th> <th>Limit</th> <th>ReadAntenna</th> <th>Cable</th> <th>Preamp</th> <th>A/Pos</th> <th>T/Pos</th> <th>Remark</th> </tr> <tr> <th>MHz</th> <th>dBuV/m</th> <th>dB</th> <th>dBuV/m</th> <th>dBuV</th> <th>dB/m</th> <th>dB</th> <th>dB</th> <th>cm</th> <th>deg</th> </tr> </thead> <tbody> <tr> <td>1</td> <td>2437.24</td> <td>86.90</td> <td>-14.95</td> <td>54.00</td> <td>34.95</td> <td>31.70</td> <td>5.55</td> <td>32.25</td> <td>140</td> <td>32 Average</td> </tr> </tbody> </table>	Freq	Level	Over	Limit	ReadAntenna	Cable	Preamp	A/Pos	T/Pos	Remark	MHz	dBuV/m	dB	dBuV/m	dBuV	dB/m	dB	dB	cm	deg	1	2437.24	86.90	-14.95	54.00	34.95	31.70	5.55	32.25	140	32 Average	<p>Date: 10 Level (dBuV/m)</p> <p>Site : 03CH02-SZ Condition : AVG_54 3m HF_ANT_3117_0107 VERTICAL : RSW:1000.000kHz VBW:1.000kHz Project : 211916 Mode : Mode 16 SN : #19 GB227012194000K Plane : Z with Accessory setting : EM power setting 17</p> <table border="1"> <thead> <tr> <th>Freq</th> <th>Level</th> <th>Over</th> <th>Limit</th> <th>ReadAntenna</th> <th>Cable</th> <th>Preamp</th> <th>A/Pos</th> <th>T/Pos</th> <th>Remark</th> </tr> <tr> <th>MHz</th> <th>dBuV/m</th> <th>dB</th> <th>dBuV/m</th> <th>dBuV</th> <th>dB/m</th> <th>dB</th> <th>dB</th> <th>cm</th> <th>deg</th> </tr> </thead> <tbody> <tr> <td>1</td> <td>2437.00</td> <td>86.90</td> <td>32.00</td> <td>54.00</td> <td>81.45</td> <td>32.00</td> <td>5.61</td> <td>32.14</td> <td>140</td> <td>32 Average</td> </tr> </tbody> </table>	Freq	Level	Over	Limit	ReadAntenna	Cable	Preamp	A/Pos	T/Pos	Remark	MHz	dBuV/m	dB	dBuV/m	dBuV	dB/m	dB	dB	cm	deg	1	2437.00	86.90	32.00	54.00	81.45	32.00	5.61	32.14	140	32 Average
Freq	Level	Over	Limit	ReadAntenna	Cable	Preamp	A/Pos	T/Pos	Remark																																																							
MHz	dBuV/m	dB	dBuV/m	dBuV	dB/m	dB	dB	cm	deg																																																							
1	2437.24	86.90	-14.95	54.00	34.95	31.70	5.55	32.25	140	32 Average																																																						
Freq	Level	Over	Limit	ReadAntenna	Cable	Preamp	A/Pos	T/Pos	Remark																																																							
MHz	dBuV/m	dB	dBuV/m	dBuV	dB/m	dB	dB	cm	deg																																																							
1	2437.00	86.90	32.00	54.00	81.45	32.00	5.61	32.14	140	32 Average																																																						



WIFI	2.4GHz 2400~2483.5MHz Band Edge @ 3m																																
ANT	802.11g CH06 2437MHz - R																																
1	Vertical	Fundamental																															
Peak	<p>Date: 11 Date: 2022-05-25</p> <p>Site : 03CH02-SZ Condition : PEAK_BE_74 3m HF_ANT_3117_0107 VERTICAL RSW: 1000.000kHz VBW: 3000.000kHz Project : 211916 Mode : Mode 16 SN : #19 08B227012194000K Plane : Z with Accessory setting : GM power setting 17</p> <table border="1"> <thead> <tr> <th>Freq</th> <th>Level</th> <th>Over</th> <th>Limit</th> <th>ReadAntenna</th> <th>Cable</th> <th>Preamp</th> <th>A/Pos</th> <th>T/Pos</th> <th>Remark</th> </tr> <tr> <th>MHz</th> <th>dBuV/m</th> <th>dB</th> <th>dBuV/m</th> <th>dBuV</th> <th>dB/m</th> <th>dB</th> <th>dB</th> <th>deg</th> <th></th> </tr> </thead> <tbody> <tr> <td>1</td> <td>2498.41</td> <td>51.55</td> <td>-22.45</td> <td>74.00</td> <td>45.72</td> <td>32.28</td> <td>5.68</td> <td>33.95</td> <td>140</td> <td>32 Peak</td> </tr> </tbody> </table>	Freq	Level	Over	Limit	ReadAntenna	Cable	Preamp	A/Pos	T/Pos	Remark	MHz	dBuV/m	dB	dBuV/m	dBuV	dB/m	dB	dB	deg		1	2498.41	51.55	-22.45	74.00	45.72	32.28	5.68	33.95	140	32 Peak	Left Blank
Freq	Level	Over	Limit	ReadAntenna	Cable	Preamp	A/Pos	T/Pos	Remark																								
MHz	dBuV/m	dB	dBuV/m	dBuV	dB/m	dB	dB	deg																									
1	2498.41	51.55	-22.45	74.00	45.72	32.28	5.68	33.95	140	32 Peak																							
Avg.	<p>Date: 12 Date: 2022-05-25</p> <p>Site : 03CH02-SZ Condition : AVG_BE_54 3m HF_ANT_3117_0107 VERTICAL RSW: 1000.000kHz VBW: 1.000kHz Project : 211916 Mode : Mode 16 SN : #19 08B227012194000K Plane : Z with Accessory setting : GM power setting 17</p> <table border="1"> <thead> <tr> <th>Freq</th> <th>Level</th> <th>Over</th> <th>Limit</th> <th>ReadAntenna</th> <th>Cable</th> <th>Preamp</th> <th>A/Pos</th> <th>T/Pos</th> <th>Remark</th> </tr> <tr> <th>MHz</th> <th>dBuV/m</th> <th>dB</th> <th>dBuV/m</th> <th>dBuV</th> <th>dB/m</th> <th>dB</th> <th>dB</th> <th>deg</th> <th></th> </tr> </thead> <tbody> <tr> <td>1</td> <td>2486.14</td> <td>48.94</td> <td>-15.86</td> <td>54.00</td> <td>35.16</td> <td>32.87</td> <td>5.68</td> <td>33.95</td> <td>140</td> <td>32 Average</td> </tr> </tbody> </table>	Freq	Level	Over	Limit	ReadAntenna	Cable	Preamp	A/Pos	T/Pos	Remark	MHz	dBuV/m	dB	dBuV/m	dBuV	dB/m	dB	dB	deg		1	2486.14	48.94	-15.86	54.00	35.16	32.87	5.68	33.95	140	32 Average	Left Blank
Freq	Level	Over	Limit	ReadAntenna	Cable	Preamp	A/Pos	T/Pos	Remark																								
MHz	dBuV/m	dB	dBuV/m	dBuV	dB/m	dB	dB	deg																									
1	2486.14	48.94	-15.86	54.00	35.16	32.87	5.68	33.95	140	32 Average																							



WIFI	2.4GHz 2400~2483.5MHz Band Edge @ 3m																																																															
ANT	802.11g CH11 2462MHz																																																															
1	Horizontal	Fundamental																																																														
Peak	<p>Site : 03CH02-SZ Condition : PEAK_BE_74 3m HF_ANT_3117_0107 HORIZONTAL Project : RWV-1000.000kHz VBW-3000.000kHz Mode : 211916-01 SN : #19 G08227012194000K Plane : Z with Accessory setting : EM power setting 17</p> <table border="1"> <thead> <tr> <th>Freq</th> <th>Level</th> <th>Over</th> <th>Limit</th> <th>ReadAntenna</th> <th>Cable</th> <th>Preamp</th> <th>A/Pos</th> <th>T/Pos</th> <th>Remark</th> </tr> <tr> <th>MHz</th> <th>dBuV/m</th> <th>dB</th> <th>dBuV/m</th> <th>dBuV</th> <th>dB/m</th> <th>dB</th> <th>dB</th> <th>cm</th> <th>deg</th> </tr> </thead> <tbody> <tr> <td>1</td> <td>2463.76</td> <td>58.36</td> <td>-15.64</td> <td>74.00</td> <td>52.58</td> <td>32.47</td> <td>5.66</td> <td>33.95</td> <td>162</td> <td>206 Peak</td> </tr> </tbody> </table>	Freq	Level	Over	Limit	ReadAntenna	Cable	Preamp	A/Pos	T/Pos	Remark	MHz	dBuV/m	dB	dBuV/m	dBuV	dB/m	dB	dB	cm	deg	1	2463.76	58.36	-15.64	74.00	52.58	32.47	5.66	33.95	162	206 Peak	<p>Site : 03CH02-SZ Condition : PEAK_74 3m HF_ANT_3117_0107 HORIZONTAL Project : RWV-1000.000kHz VBW-3000.000kHz Mode : 211916-01 SN : #19 G08227012194000K Plane : Z with Accessory setting : EM power setting 17</p> <table border="1"> <thead> <tr> <th>Freq</th> <th>Level</th> <th>Over</th> <th>Limit</th> <th>ReadAntenna</th> <th>Cable</th> <th>Preamp</th> <th>A/Pos</th> <th>T/Pos</th> <th>Remark</th> </tr> <tr> <th>MHz</th> <th>dBuV/m</th> <th>dB</th> <th>dBuV/m</th> <th>dBuV</th> <th>dB/m</th> <th>dB</th> <th>dB</th> <th>cm</th> <th>deg</th> </tr> </thead> <tbody> <tr> <td>1</td> <td>2462.00</td> <td>99.72</td> <td>25.72</td> <td>74.00</td> <td>94.18</td> <td>32.43</td> <td>5.64</td> <td>32.85</td> <td>162</td> <td>206 Peak</td> </tr> </tbody> </table>	Freq	Level	Over	Limit	ReadAntenna	Cable	Preamp	A/Pos	T/Pos	Remark	MHz	dBuV/m	dB	dBuV/m	dBuV	dB/m	dB	dB	cm	deg	1	2462.00	99.72	25.72	74.00	94.18	32.43	5.64	32.85	162	206 Peak
Freq	Level	Over	Limit	ReadAntenna	Cable	Preamp	A/Pos	T/Pos	Remark																																																							
MHz	dBuV/m	dB	dBuV/m	dBuV	dB/m	dB	dB	cm	deg																																																							
1	2463.76	58.36	-15.64	74.00	52.58	32.47	5.66	33.95	162	206 Peak																																																						
Freq	Level	Over	Limit	ReadAntenna	Cable	Preamp	A/Pos	T/Pos	Remark																																																							
MHz	dBuV/m	dB	dBuV/m	dBuV	dB/m	dB	dB	cm	deg																																																							
1	2462.00	99.72	25.72	74.00	94.18	32.43	5.64	32.85	162	206 Peak																																																						
Avg.	<p>Site : 03CH02-SZ Condition : AVG_BE_54 3m HF_ANT_3117_0107 HORIZONTAL Project : RWV-1000.000kHz VBW-1.000kHz Mode : 211916-01 SN : #19 G08227012194000K Plane : Z with Accessory setting : EM power setting 17</p> <table border="1"> <thead> <tr> <th>Freq</th> <th>Level</th> <th>Over</th> <th>Limit</th> <th>ReadAntenna</th> <th>Cable</th> <th>Preamp</th> <th>A/Pos</th> <th>T/Pos</th> <th>Remark</th> </tr> <tr> <th>MHz</th> <th>dBuV/m</th> <th>dB</th> <th>dBuV/m</th> <th>dBuV</th> <th>dB/m</th> <th>dB</th> <th>dB</th> <th>cm</th> <th>deg</th> </tr> </thead> <tbody> <tr> <td>1</td> <td>2463.52</td> <td>44.54</td> <td>-9.46</td> <td>54.00</td> <td>38.76</td> <td>32.47</td> <td>5.66</td> <td>33.95</td> <td>162</td> <td>206 Average</td> </tr> </tbody> </table>	Freq	Level	Over	Limit	ReadAntenna	Cable	Preamp	A/Pos	T/Pos	Remark	MHz	dBuV/m	dB	dBuV/m	dBuV	dB/m	dB	dB	cm	deg	1	2463.52	44.54	-9.46	54.00	38.76	32.47	5.66	33.95	162	206 Average	<p>Site : 03CH02-SZ Condition : AVG_54 3m HF_ANT_3117_0107 HORIZONTAL Project : RWV-1000.000kHz VBW-1.000kHz Mode : 211916-01 SN : #19 G08227012194000K Plane : Z with Accessory setting : EM power setting 17</p> <table border="1"> <thead> <tr> <th>Freq</th> <th>Level</th> <th>Over</th> <th>Limit</th> <th>ReadAntenna</th> <th>Cable</th> <th>Preamp</th> <th>A/Pos</th> <th>T/Pos</th> <th>Remark</th> </tr> <tr> <th>MHz</th> <th>dBuV/m</th> <th>dB</th> <th>dBuV/m</th> <th>dBuV</th> <th>dB/m</th> <th>dB</th> <th>dB</th> <th>cm</th> <th>deg</th> </tr> </thead> <tbody> <tr> <td>1</td> <td>2462.00</td> <td>98.19</td> <td>36.19</td> <td>54.00</td> <td>84.57</td> <td>32.43</td> <td>5.64</td> <td>32.85</td> <td>162</td> <td>206 Average</td> </tr> </tbody> </table>	Freq	Level	Over	Limit	ReadAntenna	Cable	Preamp	A/Pos	T/Pos	Remark	MHz	dBuV/m	dB	dBuV/m	dBuV	dB/m	dB	dB	cm	deg	1	2462.00	98.19	36.19	54.00	84.57	32.43	5.64	32.85	162	206 Average
Freq	Level	Over	Limit	ReadAntenna	Cable	Preamp	A/Pos	T/Pos	Remark																																																							
MHz	dBuV/m	dB	dBuV/m	dBuV	dB/m	dB	dB	cm	deg																																																							
1	2463.52	44.54	-9.46	54.00	38.76	32.47	5.66	33.95	162	206 Average																																																						
Freq	Level	Over	Limit	ReadAntenna	Cable	Preamp	A/Pos	T/Pos	Remark																																																							
MHz	dBuV/m	dB	dBuV/m	dBuV	dB/m	dB	dB	cm	deg																																																							
1	2462.00	98.19	36.19	54.00	84.57	32.43	5.64	32.85	162	206 Average																																																						



WIFI	2.4GHz 2400~2483.5MHz Band Edge @ 3m																																																															
ANT	802.11g CH11 2462MHz																																																															
1	Vertical	Fundamental																																																														
Peak	<p>Date: 7 Date: 2022-05-25</p> <p>Site : 03CH02-SZ Condition : PEAK_BE_74 3m HF_ANT_3117_0107 VERTICAL : RBW:1000.000kHz VBW:3000.000kHz Project : 211916-01 Mode : Mode 17 SN : #19 G08227012194000K Plane : Z with Accessory setting : EM power setting 17</p> <table border="1"> <thead> <tr> <th>Freq</th> <th>Level</th> <th>Over</th> <th>Limit</th> <th>ReadAntenna</th> <th>Cable</th> <th>Preamp</th> <th>A/Pos</th> <th>T/Pos</th> <th>Remark</th> </tr> <tr> <th>MHz</th> <th>dBuV/m</th> <th>dB</th> <th>dBuV/m</th> <th>dBuV</th> <th>dB/m</th> <th>dB</th> <th>dB</th> <th>cm</th> <th>deg</th> </tr> </thead> <tbody> <tr> <td>1</td> <td>2464.32</td> <td>56.66</td> <td>-17.34</td> <td>74.00</td> <td>59.88</td> <td>32.87</td> <td>5.66</td> <td>33.95</td> <td>155</td> <td>164 Peak</td> </tr> </tbody> </table>	Freq	Level	Over	Limit	ReadAntenna	Cable	Preamp	A/Pos	T/Pos	Remark	MHz	dBuV/m	dB	dBuV/m	dBuV	dB/m	dB	dB	cm	deg	1	2464.32	56.66	-17.34	74.00	59.88	32.87	5.66	33.95	155	164 Peak	<p>Date: 5 Date: 2022-05-25</p> <p>Site : 03CH02-SZ Condition : PEAK_74 3m HF_ANT_3117_0107 VERTICAL : RBW:1000.000kHz VBW:3000.000kHz Project : 211916-01 Mode : Mode 17 SN : #19 G08227012194000K Plane : Z with Accessory setting : EM power setting 17</p> <table border="1"> <thead> <tr> <th>Freq</th> <th>Level</th> <th>Over</th> <th>Limit</th> <th>ReadAntenna</th> <th>Cable</th> <th>Preamp</th> <th>A/Pos</th> <th>T/Pos</th> <th>Remark</th> </tr> <tr> <th>MHz</th> <th>dBuV/m</th> <th>dB</th> <th>dBuV/m</th> <th>dBuV</th> <th>dB/m</th> <th>dB</th> <th>dB</th> <th>cm</th> <th>deg</th> </tr> </thead> <tbody> <tr> <td>1</td> <td>2462.00</td> <td>98.25</td> <td>24.25</td> <td>74.00</td> <td>92.43</td> <td>32.83</td> <td>5.64</td> <td>32.85</td> <td>155</td> <td>164 Peak</td> </tr> </tbody> </table>	Freq	Level	Over	Limit	ReadAntenna	Cable	Preamp	A/Pos	T/Pos	Remark	MHz	dBuV/m	dB	dBuV/m	dBuV	dB/m	dB	dB	cm	deg	1	2462.00	98.25	24.25	74.00	92.43	32.83	5.64	32.85	155	164 Peak
Freq	Level	Over	Limit	ReadAntenna	Cable	Preamp	A/Pos	T/Pos	Remark																																																							
MHz	dBuV/m	dB	dBuV/m	dBuV	dB/m	dB	dB	cm	deg																																																							
1	2464.32	56.66	-17.34	74.00	59.88	32.87	5.66	33.95	155	164 Peak																																																						
Freq	Level	Over	Limit	ReadAntenna	Cable	Preamp	A/Pos	T/Pos	Remark																																																							
MHz	dBuV/m	dB	dBuV/m	dBuV	dB/m	dB	dB	cm	deg																																																							
1	2462.00	98.25	24.25	74.00	92.43	32.83	5.64	32.85	155	164 Peak																																																						
Avg.	<p>Date: 8 Date: 2022-05-25</p> <p>Site : 03CH02-SZ Condition : AVG_BE_54 3m HF_ANT_3117_0107 VERTICAL : RBW:1000.000kHz VBW:1.000kHz Project : 211916-01 Mode : Mode 17 SN : #19 G08227012194000K Plane : Z with Accessory setting : EM power setting 17</p> <table border="1"> <thead> <tr> <th>Freq</th> <th>Level</th> <th>Over</th> <th>Limit</th> <th>ReadAntenna</th> <th>Cable</th> <th>Preamp</th> <th>A/Pos</th> <th>T/Pos</th> <th>Remark</th> </tr> <tr> <th>MHz</th> <th>dBuV/m</th> <th>dB</th> <th>dBuV/m</th> <th>dBuV</th> <th>dB/m</th> <th>dB</th> <th>dB</th> <th>cm</th> <th>deg</th> </tr> </thead> <tbody> <tr> <td>1</td> <td>2463.52</td> <td>43.68</td> <td>-18.48</td> <td>54.00</td> <td>37.82</td> <td>32.87</td> <td>5.66</td> <td>33.95</td> <td>155</td> <td>164 Average</td> </tr> </tbody> </table>	Freq	Level	Over	Limit	ReadAntenna	Cable	Preamp	A/Pos	T/Pos	Remark	MHz	dBuV/m	dB	dBuV/m	dBuV	dB/m	dB	dB	cm	deg	1	2463.52	43.68	-18.48	54.00	37.82	32.87	5.66	33.95	155	164 Average	<p>Date: 6 Date: 2022-05-25</p> <p>Site : 03CH02-SZ Condition : AVG_54 3m HF_ANT_3117_0107 VERTICAL : RBW:1000.000kHz VBW:1.000kHz Project : 211916-01 Mode : Mode 17 SN : #19 G08227012194000K Plane : Z with Accessory setting : EM power setting 17</p> <table border="1"> <thead> <tr> <th>Freq</th> <th>Level</th> <th>Over</th> <th>Limit</th> <th>ReadAntenna</th> <th>Cable</th> <th>Preamp</th> <th>A/Pos</th> <th>T/Pos</th> <th>Remark</th> </tr> <tr> <th>MHz</th> <th>dBuV/m</th> <th>dB</th> <th>dBuV/m</th> <th>dBuV</th> <th>dB/m</th> <th>dB</th> <th>dB</th> <th>cm</th> <th>deg</th> </tr> </thead> <tbody> <tr> <td>1</td> <td>2462.00</td> <td>88.68</td> <td>34.68</td> <td>54.00</td> <td>82.98</td> <td>32.83</td> <td>5.64</td> <td>32.85</td> <td>155</td> <td>164 Average</td> </tr> </tbody> </table>	Freq	Level	Over	Limit	ReadAntenna	Cable	Preamp	A/Pos	T/Pos	Remark	MHz	dBuV/m	dB	dBuV/m	dBuV	dB/m	dB	dB	cm	deg	1	2462.00	88.68	34.68	54.00	82.98	32.83	5.64	32.85	155	164 Average
Freq	Level	Over	Limit	ReadAntenna	Cable	Preamp	A/Pos	T/Pos	Remark																																																							
MHz	dBuV/m	dB	dBuV/m	dBuV	dB/m	dB	dB	cm	deg																																																							
1	2463.52	43.68	-18.48	54.00	37.82	32.87	5.66	33.95	155	164 Average																																																						
Freq	Level	Over	Limit	ReadAntenna	Cable	Preamp	A/Pos	T/Pos	Remark																																																							
MHz	dBuV/m	dB	dBuV/m	dBuV	dB/m	dB	dB	cm	deg																																																							
1	2462.00	88.68	34.68	54.00	82.98	32.83	5.64	32.85	155	164 Average																																																						



WIFI	2.4GHz 2400~2483.5MHz Band Edge @ 3m																																																															
ANT	802.11g CH12 2467MHz																																																															
1	Horizontal	Fundamental																																																														
Peak	<p>Site : 03CH02-SZ Condition : PEAK_BE_74 3m HF_ANT_3117_0107 HORIZONTAL Project : 211916-01 Mode : Mode 18 SN : #19 G8B227012194000K Plane : Z with Accessory setting : EM power setting 17</p> <table border="1"> <thead> <tr> <th>Freq</th> <th>Level</th> <th>Over</th> <th>Limit</th> <th>ReadAntenna</th> <th>Cable</th> <th>Preamp</th> <th>A/Pos</th> <th>T/Pos</th> <th>Remark</th> </tr> <tr> <th>MHz</th> <th>dBuV/m</th> <th>dB</th> <th>dBuV/m</th> <th>dBuV</th> <th>dB/m</th> <th>dB</th> <th>dB</th> <th>cm</th> <th>deg</th> </tr> </thead> <tbody> <tr> <td>1</td> <td>2484.08</td> <td>64.32</td> <td>-9.68</td> <td>74.00</td> <td>58.54</td> <td>32.87</td> <td>5.66</td> <td>31.95</td> <td>164</td> <td>201 Peak</td> </tr> </tbody> </table>	Freq	Level	Over	Limit	ReadAntenna	Cable	Preamp	A/Pos	T/Pos	Remark	MHz	dBuV/m	dB	dBuV/m	dBuV	dB/m	dB	dB	cm	deg	1	2484.08	64.32	-9.68	74.00	58.54	32.87	5.66	31.95	164	201 Peak	<p>Site : 03CH02-SZ Condition : PEAK_74 3m HF_ANT_3117_0107 HORIZONTAL Project : 211916-01 Mode : Mode 18 SN : #19 G8B227012194000K Plane : Z with Accessory setting : EM power setting 17</p> <table border="1"> <thead> <tr> <th>Freq</th> <th>Level</th> <th>Over</th> <th>Limit</th> <th>ReadAntenna</th> <th>Cable</th> <th>Preamp</th> <th>A/Pos</th> <th>T/Pos</th> <th>Remark</th> </tr> <tr> <th>MHz</th> <th>dBuV/m</th> <th>dB</th> <th>dBuV/m</th> <th>dBuV</th> <th>dB/m</th> <th>dB</th> <th>dB</th> <th>cm</th> <th>deg</th> </tr> </thead> <tbody> <tr> <td>1</td> <td>2467.00</td> <td>99.71</td> <td>25.71</td> <td>74.00</td> <td>93.99</td> <td>32.83</td> <td>5.64</td> <td>31.95</td> <td>164</td> <td>201 Peak</td> </tr> </tbody> </table>	Freq	Level	Over	Limit	ReadAntenna	Cable	Preamp	A/Pos	T/Pos	Remark	MHz	dBuV/m	dB	dBuV/m	dBuV	dB/m	dB	dB	cm	deg	1	2467.00	99.71	25.71	74.00	93.99	32.83	5.64	31.95	164	201 Peak
Freq	Level	Over	Limit	ReadAntenna	Cable	Preamp	A/Pos	T/Pos	Remark																																																							
MHz	dBuV/m	dB	dBuV/m	dBuV	dB/m	dB	dB	cm	deg																																																							
1	2484.08	64.32	-9.68	74.00	58.54	32.87	5.66	31.95	164	201 Peak																																																						
Freq	Level	Over	Limit	ReadAntenna	Cable	Preamp	A/Pos	T/Pos	Remark																																																							
MHz	dBuV/m	dB	dBuV/m	dBuV	dB/m	dB	dB	cm	deg																																																							
1	2467.00	99.71	25.71	74.00	93.99	32.83	5.64	31.95	164	201 Peak																																																						
Avg.	<p>Site : 03CH02-SZ Condition : AVG_BE_54 3m HF_ANT_3117_0107 HORIZONTAL Project : 211916-01 Mode : Mode 18 SN : #19 G8B227012194000K Plane : Z with Accessory setting : EM power setting 17</p> <table border="1"> <thead> <tr> <th>Freq</th> <th>Level</th> <th>Over</th> <th>Limit</th> <th>ReadAntenna</th> <th>Cable</th> <th>Preamp</th> <th>A/Pos</th> <th>T/Pos</th> <th>Remark</th> </tr> <tr> <th>MHz</th> <th>dBuV/m</th> <th>dB</th> <th>dBuV/m</th> <th>dBuV</th> <th>dB/m</th> <th>dB</th> <th>dB</th> <th>cm</th> <th>deg</th> </tr> </thead> <tbody> <tr> <td>1</td> <td>2483.52</td> <td>49.76</td> <td>-4.24</td> <td>54.00</td> <td>43.98</td> <td>32.87</td> <td>5.66</td> <td>31.95</td> <td>164</td> <td>201 Average</td> </tr> </tbody> </table>	Freq	Level	Over	Limit	ReadAntenna	Cable	Preamp	A/Pos	T/Pos	Remark	MHz	dBuV/m	dB	dBuV/m	dBuV	dB/m	dB	dB	cm	deg	1	2483.52	49.76	-4.24	54.00	43.98	32.87	5.66	31.95	164	201 Average	<p>Site : 03CH02-SZ Condition : AVG_54 3m HF_ANT_3117_0107 HORIZONTAL Project : 211916-01 Mode : Mode 18 SN : #19 G8B227012194000K Plane : Z with Accessory setting : EM power setting 17</p> <table border="1"> <thead> <tr> <th>Freq</th> <th>Level</th> <th>Over</th> <th>Limit</th> <th>ReadAntenna</th> <th>Cable</th> <th>Preamp</th> <th>A/Pos</th> <th>T/Pos</th> <th>Remark</th> </tr> <tr> <th>MHz</th> <th>dBuV/m</th> <th>dB</th> <th>dBuV/m</th> <th>dBuV</th> <th>dB/m</th> <th>dB</th> <th>dB</th> <th>cm</th> <th>deg</th> </tr> </thead> <tbody> <tr> <td>1</td> <td>2467.00</td> <td>98.21</td> <td>36.21</td> <td>54.00</td> <td>84.49</td> <td>32.83</td> <td>5.64</td> <td>31.95</td> <td>164</td> <td>201 Average</td> </tr> </tbody> </table>	Freq	Level	Over	Limit	ReadAntenna	Cable	Preamp	A/Pos	T/Pos	Remark	MHz	dBuV/m	dB	dBuV/m	dBuV	dB/m	dB	dB	cm	deg	1	2467.00	98.21	36.21	54.00	84.49	32.83	5.64	31.95	164	201 Average
Freq	Level	Over	Limit	ReadAntenna	Cable	Preamp	A/Pos	T/Pos	Remark																																																							
MHz	dBuV/m	dB	dBuV/m	dBuV	dB/m	dB	dB	cm	deg																																																							
1	2483.52	49.76	-4.24	54.00	43.98	32.87	5.66	31.95	164	201 Average																																																						
Freq	Level	Over	Limit	ReadAntenna	Cable	Preamp	A/Pos	T/Pos	Remark																																																							
MHz	dBuV/m	dB	dBuV/m	dBuV	dB/m	dB	dB	cm	deg																																																							
1	2467.00	98.21	36.21	54.00	84.49	32.83	5.64	31.95	164	201 Average																																																						



WIFI	2.4GHz 2400~2483.5MHz Band Edge @ 3m																																																															
ANT	802.11g CH12 2467MHz																																																															
1	Vertical	Fundamental																																																														
Peak	<p>Date: 7 Date: 2022-05-25</p> <p>Site : 03CH02-SZ Condition : PEAK_BE_74 3m HF_ANT_3117_0107 VERTICAL : RSW:1000.000kHz VBW:3000.000kHz Project : 211916-01 Mode : Mode 18 SN : #19 G8B227012194000K Plane : Z with Accessory setting : EM power setting 17</p> <table border="1"> <thead> <tr> <th>Freq</th> <th>Level</th> <th>Over</th> <th>Limit</th> <th>ReadAntenna</th> <th>Cable</th> <th>Preamp</th> <th>A/Pos</th> <th>T/Pos</th> <th>Remark</th> </tr> <tr> <th>MHz</th> <th>dBuV/m</th> <th>dB</th> <th>dBuV/m</th> <th>dBuV</th> <th>dB/m</th> <th>dB</th> <th>dB</th> <th>cm</th> <th>deg</th> </tr> </thead> <tbody> <tr> <td>1</td> <td>2483.52</td> <td>65.75</td> <td>-8.25</td> <td>74.00</td> <td>59.97</td> <td>32.87</td> <td>5.66</td> <td>31.95</td> <td>148</td> <td>153 Peak</td> </tr> </tbody> </table>	Freq	Level	Over	Limit	ReadAntenna	Cable	Preamp	A/Pos	T/Pos	Remark	MHz	dBuV/m	dB	dBuV/m	dBuV	dB/m	dB	dB	cm	deg	1	2483.52	65.75	-8.25	74.00	59.97	32.87	5.66	31.95	148	153 Peak	<p>Date: 5 Date: 2022-05-25</p> <p>Site : 03CH02-SZ Condition : PEAK_74 3m HF_ANT_3117_0107 VERTICAL : RSW:1000.000kHz VBW:3000.000kHz Project : 211916-01 Mode : Mode 18 SN : #19 G8B227012194000K Plane : Z with Accessory setting : EM power setting 17</p> <table border="1"> <thead> <tr> <th>Freq</th> <th>Level</th> <th>Over</th> <th>Limit</th> <th>ReadAntenna</th> <th>Cable</th> <th>Preamp</th> <th>A/Pos</th> <th>T/Pos</th> <th>Remark</th> </tr> <tr> <th>MHz</th> <th>dBuV/m</th> <th>dB</th> <th>dBuV/m</th> <th>dBuV</th> <th>dB/m</th> <th>dB</th> <th>dB</th> <th>cm</th> <th>deg</th> </tr> </thead> <tbody> <tr> <td>1</td> <td>2470.00</td> <td>68.34</td> <td>24.34</td> <td>74.00</td> <td>92.62</td> <td>32.83</td> <td>5.64</td> <td>31.95</td> <td>148</td> <td>153 Peak</td> </tr> </tbody> </table>	Freq	Level	Over	Limit	ReadAntenna	Cable	Preamp	A/Pos	T/Pos	Remark	MHz	dBuV/m	dB	dBuV/m	dBuV	dB/m	dB	dB	cm	deg	1	2470.00	68.34	24.34	74.00	92.62	32.83	5.64	31.95	148	153 Peak
Freq	Level	Over	Limit	ReadAntenna	Cable	Preamp	A/Pos	T/Pos	Remark																																																							
MHz	dBuV/m	dB	dBuV/m	dBuV	dB/m	dB	dB	cm	deg																																																							
1	2483.52	65.75	-8.25	74.00	59.97	32.87	5.66	31.95	148	153 Peak																																																						
Freq	Level	Over	Limit	ReadAntenna	Cable	Preamp	A/Pos	T/Pos	Remark																																																							
MHz	dBuV/m	dB	dBuV/m	dBuV	dB/m	dB	dB	cm	deg																																																							
1	2470.00	68.34	24.34	74.00	92.62	32.83	5.64	31.95	148	153 Peak																																																						
Avg.	<p>Date: 8 Date: 2022-05-25</p> <p>Site : 03CH02-SZ Condition : AVG_BE_54 3m HF_ANT_3117_0107 VERTICAL : RSW:1000.000kHz VBW:1.000kHz Project : 211916-01 Mode : Mode 18 SN : #19 G8B227012194000K Plane : Z with Accessory setting : EM power setting 17</p> <table border="1"> <thead> <tr> <th>Freq</th> <th>Level</th> <th>Over</th> <th>Limit</th> <th>ReadAntenna</th> <th>Cable</th> <th>Preamp</th> <th>A/Pos</th> <th>T/Pos</th> <th>Remark</th> </tr> <tr> <th>MHz</th> <th>dBuV/m</th> <th>dB</th> <th>dBuV/m</th> <th>dBuV</th> <th>dB/m</th> <th>dB</th> <th>dB</th> <th>cm</th> <th>deg</th> </tr> </thead> <tbody> <tr> <td>1</td> <td>2483.52</td> <td>49.38</td> <td>-4.78</td> <td>54.00</td> <td>43.52</td> <td>32.87</td> <td>5.66</td> <td>31.95</td> <td>148</td> <td>153 Average</td> </tr> </tbody> </table>	Freq	Level	Over	Limit	ReadAntenna	Cable	Preamp	A/Pos	T/Pos	Remark	MHz	dBuV/m	dB	dBuV/m	dBuV	dB/m	dB	dB	cm	deg	1	2483.52	49.38	-4.78	54.00	43.52	32.87	5.66	31.95	148	153 Average	<p>Date: 6 Date: 2022-05-25</p> <p>Site : 03CH02-SZ Condition : AVG_54 3m HF_ANT_3117_0107 VERTICAL : RSW:1000.000kHz VBW:1.000kHz Project : 211916-01 Mode : Mode 18 SN : #19 G8B227012194000K Plane : Z with Accessory setting : EM power setting 17</p> <table border="1"> <thead> <tr> <th>Freq</th> <th>Level</th> <th>Over</th> <th>Limit</th> <th>ReadAntenna</th> <th>Cable</th> <th>Preamp</th> <th>A/Pos</th> <th>T/Pos</th> <th>Remark</th> </tr> <tr> <th>MHz</th> <th>dBuV/m</th> <th>dB</th> <th>dBuV/m</th> <th>dBuV</th> <th>dB/m</th> <th>dB</th> <th>dB</th> <th>cm</th> <th>deg</th> </tr> </thead> <tbody> <tr> <td>1</td> <td>2466.00</td> <td>68.53</td> <td>34.53</td> <td>54.00</td> <td>82.91</td> <td>32.83</td> <td>5.64</td> <td>32.85</td> <td>148</td> <td>153 Average</td> </tr> </tbody> </table>	Freq	Level	Over	Limit	ReadAntenna	Cable	Preamp	A/Pos	T/Pos	Remark	MHz	dBuV/m	dB	dBuV/m	dBuV	dB/m	dB	dB	cm	deg	1	2466.00	68.53	34.53	54.00	82.91	32.83	5.64	32.85	148	153 Average
Freq	Level	Over	Limit	ReadAntenna	Cable	Preamp	A/Pos	T/Pos	Remark																																																							
MHz	dBuV/m	dB	dBuV/m	dBuV	dB/m	dB	dB	cm	deg																																																							
1	2483.52	49.38	-4.78	54.00	43.52	32.87	5.66	31.95	148	153 Average																																																						
Freq	Level	Over	Limit	ReadAntenna	Cable	Preamp	A/Pos	T/Pos	Remark																																																							
MHz	dBuV/m	dB	dBuV/m	dBuV	dB/m	dB	dB	cm	deg																																																							
1	2466.00	68.53	34.53	54.00	82.91	32.83	5.64	32.85	148	153 Average																																																						



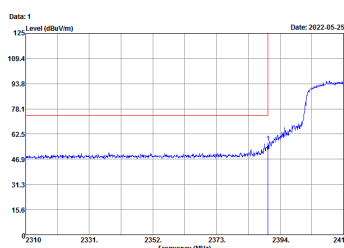
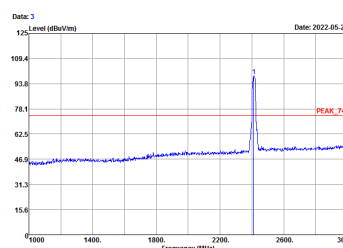
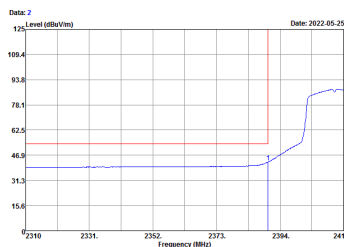
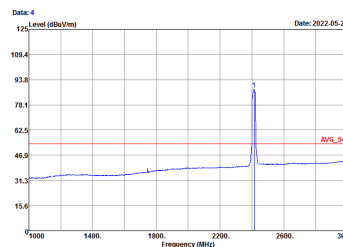
WIFI	2.4GHz 2400~2483.5MHz Band Edge @ 3m																																																															
ANT	802.11g CH13 2472MHz																																																															
1	Horizontal	Fundamental																																																														
Peak	<p>Site : 03CH02-SZ Condition : PEAK_BE_74 3m HF_ANT_3117_0107 HORIZONTAL : RSW:1000.000kHz VBW:3000.000kHz Project : 211916-01 Mode : Mode 19 SN : #19 080227012194000K Plane : Z with Accessory setting : GM power setting 15</p> <table border="1"> <thead> <tr> <th>Freq</th> <th>Level</th> <th>Over</th> <th>Limit</th> <th>ReadAntenna</th> <th>Cable</th> <th>Preamp</th> <th>A/Pos</th> <th>T/Pos</th> <th>Remark</th> </tr> <tr> <th>MHz</th> <th>dBuV/m</th> <th>dB</th> <th>dBuV/m</th> <th>dBuV</th> <th>dB/m</th> <th>dB</th> <th>dB</th> <th>cm</th> <th>deg</th> </tr> </thead> <tbody> <tr> <td>1</td> <td>2483.56</td> <td>66.25</td> <td>-7.25</td> <td>74.00</td> <td>69.47</td> <td>32.87</td> <td>5.66</td> <td>31.95</td> <td>163</td> <td>200 Peak</td> </tr> </tbody> </table>	Freq	Level	Over	Limit	ReadAntenna	Cable	Preamp	A/Pos	T/Pos	Remark	MHz	dBuV/m	dB	dBuV/m	dBuV	dB/m	dB	dB	cm	deg	1	2483.56	66.25	-7.25	74.00	69.47	32.87	5.66	31.95	163	200 Peak	<p>Site : 03CH02-SZ Condition : PEAK_74 3m HF_ANT_3117_0107 HORIZONTAL : RSW:1000.000kHz VBW:3000.000kHz Project : 211916-01 Mode : Mode 19 SN : #19 080227012194000K Plane : Z with Accessory setting : GM power setting 15</p> <table border="1"> <thead> <tr> <th>Freq</th> <th>Level</th> <th>Over</th> <th>Limit</th> <th>ReadAntenna</th> <th>Cable</th> <th>Preamp</th> <th>A/Pos</th> <th>T/Pos</th> <th>Remark</th> </tr> <tr> <th>MHz</th> <th>dBuV/m</th> <th>dB</th> <th>dBuV/m</th> <th>dBuV</th> <th>dB/m</th> <th>dB</th> <th>dB</th> <th>cm</th> <th>deg</th> </tr> </thead> <tbody> <tr> <td>1</td> <td>2472.00</td> <td>87.92</td> <td>23.92</td> <td>74.00</td> <td>92.14</td> <td>32.87</td> <td>5.66</td> <td>31.95</td> <td>163</td> <td>200 Peak</td> </tr> </tbody> </table>	Freq	Level	Over	Limit	ReadAntenna	Cable	Preamp	A/Pos	T/Pos	Remark	MHz	dBuV/m	dB	dBuV/m	dBuV	dB/m	dB	dB	cm	deg	1	2472.00	87.92	23.92	74.00	92.14	32.87	5.66	31.95	163	200 Peak
Freq	Level	Over	Limit	ReadAntenna	Cable	Preamp	A/Pos	T/Pos	Remark																																																							
MHz	dBuV/m	dB	dBuV/m	dBuV	dB/m	dB	dB	cm	deg																																																							
1	2483.56	66.25	-7.25	74.00	69.47	32.87	5.66	31.95	163	200 Peak																																																						
Freq	Level	Over	Limit	ReadAntenna	Cable	Preamp	A/Pos	T/Pos	Remark																																																							
MHz	dBuV/m	dB	dBuV/m	dBuV	dB/m	dB	dB	cm	deg																																																							
1	2472.00	87.92	23.92	74.00	92.14	32.87	5.66	31.95	163	200 Peak																																																						
Avg.	<p>Site : 03CH02-SZ Condition : AVG_BE_54 3m HF_ANT_3117_0107 HORIZONTAL : RSW:1000.000kHz VBW:1.000kHz Project : 211916-01 Mode : Mode 19 SN : #19 080227012194000K Plane : Z with Accessory setting : GM power setting 15</p> <table border="1"> <thead> <tr> <th>Freq</th> <th>Level</th> <th>Over</th> <th>Limit</th> <th>ReadAntenna</th> <th>Cable</th> <th>Preamp</th> <th>A/Pos</th> <th>T/Pos</th> <th>Remark</th> </tr> <tr> <th>MHz</th> <th>dBuV/m</th> <th>dB</th> <th>dBuV/m</th> <th>dBuV</th> <th>dB/m</th> <th>dB</th> <th>dB</th> <th>cm</th> <th>deg</th> </tr> </thead> <tbody> <tr> <td>1</td> <td>2483.52</td> <td>58.75</td> <td>-3.25</td> <td>54.00</td> <td>44.97</td> <td>32.87</td> <td>5.66</td> <td>31.95</td> <td>163</td> <td>200 Average</td> </tr> </tbody> </table>	Freq	Level	Over	Limit	ReadAntenna	Cable	Preamp	A/Pos	T/Pos	Remark	MHz	dBuV/m	dB	dBuV/m	dBuV	dB/m	dB	dB	cm	deg	1	2483.52	58.75	-3.25	54.00	44.97	32.87	5.66	31.95	163	200 Average	<p>Site : 03CH02-SZ Condition : AVG_54 3m HF_ANT_3117_0107 HORIZONTAL : RSW:1000.000kHz VBW:1.000kHz Project : 211916-01 Mode : Mode 19 SN : #19 080227012194000K Plane : Z with Accessory setting : GM power setting 15</p> <table border="1"> <thead> <tr> <th>Freq</th> <th>Level</th> <th>Over</th> <th>Limit</th> <th>ReadAntenna</th> <th>Cable</th> <th>Preamp</th> <th>A/Pos</th> <th>T/Pos</th> <th>Remark</th> </tr> <tr> <th>MHz</th> <th>dBuV/m</th> <th>dB</th> <th>dBuV/m</th> <th>dBuV</th> <th>dB/m</th> <th>dB</th> <th>dB</th> <th>cm</th> <th>deg</th> </tr> </thead> <tbody> <tr> <td>1</td> <td>2472.00</td> <td>88.32</td> <td>34.32</td> <td>54.00</td> <td>82.54</td> <td>32.87</td> <td>5.66</td> <td>31.95</td> <td>163</td> <td>200 Average</td> </tr> </tbody> </table>	Freq	Level	Over	Limit	ReadAntenna	Cable	Preamp	A/Pos	T/Pos	Remark	MHz	dBuV/m	dB	dBuV/m	dBuV	dB/m	dB	dB	cm	deg	1	2472.00	88.32	34.32	54.00	82.54	32.87	5.66	31.95	163	200 Average
Freq	Level	Over	Limit	ReadAntenna	Cable	Preamp	A/Pos	T/Pos	Remark																																																							
MHz	dBuV/m	dB	dBuV/m	dBuV	dB/m	dB	dB	cm	deg																																																							
1	2483.52	58.75	-3.25	54.00	44.97	32.87	5.66	31.95	163	200 Average																																																						
Freq	Level	Over	Limit	ReadAntenna	Cable	Preamp	A/Pos	T/Pos	Remark																																																							
MHz	dBuV/m	dB	dBuV/m	dBuV	dB/m	dB	dB	cm	deg																																																							
1	2472.00	88.32	34.32	54.00	82.54	32.87	5.66	31.95	163	200 Average																																																						



WIFI	2.4GHz 2400~2483.5MHz Band Edge @ 3m																																																															
ANT	802.11g CH13 2472MHz																																																															
1	Vertical	Fundamental																																																														
Peak	<p>Date: 19 Date: 2022-05-25</p> <p>Site : 03CH02-SZ Condition : PEAK_BE_74 3m HF_ANT_3117_0107 VERTICAL : RSW:1000.000kHz VBW:3000.000kHz Project : 211916-01 Mode : Mode 19 SN : #19 080227012194000K Plane : Z with Accessory setting : GM power setting 15</p> <table border="1"> <thead> <tr> <th>Freq</th> <th>Level</th> <th>Over</th> <th>Limit</th> <th>ReadAntenna</th> <th>Cable</th> <th>Preamp</th> <th>A/Pos</th> <th>T/Pos</th> <th>Remark</th> </tr> <tr> <th>MHz</th> <th>dBuV/m</th> <th>dB</th> <th>dBuV/m</th> <th>dBuV</th> <th>dB/m</th> <th>dB</th> <th>dB</th> <th>cm</th> <th>deg</th> </tr> </thead> <tbody> <tr> <td>1</td> <td>2484.24</td> <td>65.00</td> <td>-8.28</td> <td>74.00</td> <td>69.02</td> <td>32.87</td> <td>5.66</td> <td>31.95</td> <td>176</td> <td>154 Peak</td> </tr> </tbody> </table>	Freq	Level	Over	Limit	ReadAntenna	Cable	Preamp	A/Pos	T/Pos	Remark	MHz	dBuV/m	dB	dBuV/m	dBuV	dB/m	dB	dB	cm	deg	1	2484.24	65.00	-8.28	74.00	69.02	32.87	5.66	31.95	176	154 Peak	<p>Date: 17 Date: 2022-05-25</p> <p>Site : 03CH02-SZ Condition : PEAK_74 3m HF_ANT_3117_0107 VERTICAL : RSW:1000.000kHz VBW:3000.000kHz Project : 211916-01 Mode : Mode 19 SN : #19 080227012194000K Plane : Z with Accessory setting : GM power setting 15</p> <table border="1"> <thead> <tr> <th>Freq</th> <th>Level</th> <th>Over</th> <th>Limit</th> <th>ReadAntenna</th> <th>Cable</th> <th>Preamp</th> <th>A/Pos</th> <th>T/Pos</th> <th>Remark</th> </tr> <tr> <th>MHz</th> <th>dBuV/m</th> <th>dB</th> <th>dBuV/m</th> <th>dBuV</th> <th>dB/m</th> <th>dB</th> <th>dB</th> <th>cm</th> <th>deg</th> </tr> </thead> <tbody> <tr> <td>1</td> <td>2472.00</td> <td>96.16</td> <td>22.16</td> <td>74.00</td> <td>69.38</td> <td>32.87</td> <td>5.66</td> <td>31.95</td> <td>176</td> <td>154 Peak</td> </tr> </tbody> </table>	Freq	Level	Over	Limit	ReadAntenna	Cable	Preamp	A/Pos	T/Pos	Remark	MHz	dBuV/m	dB	dBuV/m	dBuV	dB/m	dB	dB	cm	deg	1	2472.00	96.16	22.16	74.00	69.38	32.87	5.66	31.95	176	154 Peak
Freq	Level	Over	Limit	ReadAntenna	Cable	Preamp	A/Pos	T/Pos	Remark																																																							
MHz	dBuV/m	dB	dBuV/m	dBuV	dB/m	dB	dB	cm	deg																																																							
1	2484.24	65.00	-8.28	74.00	69.02	32.87	5.66	31.95	176	154 Peak																																																						
Freq	Level	Over	Limit	ReadAntenna	Cable	Preamp	A/Pos	T/Pos	Remark																																																							
MHz	dBuV/m	dB	dBuV/m	dBuV	dB/m	dB	dB	cm	deg																																																							
1	2472.00	96.16	22.16	74.00	69.38	32.87	5.66	31.95	176	154 Peak																																																						
Avg.	<p>Date: 20 Date: 2022-05-25</p> <p>Site : 03CH02-SZ Condition : AVG_BE_54 3m HF_ANT_3117_0107 VERTICAL : RSW:1000.000kHz VBW:1.000kHz Project : 211916-01 Mode : Mode 19 SN : #19 080227012194000K Plane : Z with Accessory setting : GM power setting 15</p> <table border="1"> <thead> <tr> <th>Freq</th> <th>Level</th> <th>Over</th> <th>Limit</th> <th>ReadAntenna</th> <th>Cable</th> <th>Preamp</th> <th>A/Pos</th> <th>T/Pos</th> <th>Remark</th> </tr> <tr> <th>MHz</th> <th>dBuV/m</th> <th>dB</th> <th>dBuV/m</th> <th>dBuV</th> <th>dB/m</th> <th>dB</th> <th>dB</th> <th>cm</th> <th>deg</th> </tr> </thead> <tbody> <tr> <td>1</td> <td>2483.56</td> <td>49.68</td> <td>-4.32</td> <td>54.00</td> <td>43.99</td> <td>32.87</td> <td>5.66</td> <td>31.95</td> <td>176</td> <td>154 Average</td> </tr> </tbody> </table>	Freq	Level	Over	Limit	ReadAntenna	Cable	Preamp	A/Pos	T/Pos	Remark	MHz	dBuV/m	dB	dBuV/m	dBuV	dB/m	dB	dB	cm	deg	1	2483.56	49.68	-4.32	54.00	43.99	32.87	5.66	31.95	176	154 Average	<p>Date: 18 Date: 2022-05-25</p> <p>Site : 03CH02-SZ Condition : AVG_54 3m HF_ANT_3117_0107 VERTICAL : RSW:1000.000kHz VBW:1.000kHz Project : 211916-01 Mode : Mode 19 SN : #19 080227012194000K Plane : Z with Accessory setting : GM power setting 15</p> <table border="1"> <thead> <tr> <th>Freq</th> <th>Level</th> <th>Over</th> <th>Limit</th> <th>ReadAntenna</th> <th>Cable</th> <th>Preamp</th> <th>A/Pos</th> <th>T/Pos</th> <th>Remark</th> </tr> <tr> <th>MHz</th> <th>dBuV/m</th> <th>dB</th> <th>dBuV/m</th> <th>dBuV</th> <th>dB/m</th> <th>dB</th> <th>dB</th> <th>cm</th> <th>deg</th> </tr> </thead> <tbody> <tr> <td>1</td> <td>2472.00</td> <td>86.39</td> <td>32.39</td> <td>54.00</td> <td>60.61</td> <td>32.87</td> <td>5.66</td> <td>31.95</td> <td>176</td> <td>154 Average</td> </tr> </tbody> </table>	Freq	Level	Over	Limit	ReadAntenna	Cable	Preamp	A/Pos	T/Pos	Remark	MHz	dBuV/m	dB	dBuV/m	dBuV	dB/m	dB	dB	cm	deg	1	2472.00	86.39	32.39	54.00	60.61	32.87	5.66	31.95	176	154 Average
Freq	Level	Over	Limit	ReadAntenna	Cable	Preamp	A/Pos	T/Pos	Remark																																																							
MHz	dBuV/m	dB	dBuV/m	dBuV	dB/m	dB	dB	cm	deg																																																							
1	2483.56	49.68	-4.32	54.00	43.99	32.87	5.66	31.95	176	154 Average																																																						
Freq	Level	Over	Limit	ReadAntenna	Cable	Preamp	A/Pos	T/Pos	Remark																																																							
MHz	dBuV/m	dB	dBuV/m	dBuV	dB/m	dB	dB	cm	deg																																																							
1	2472.00	86.39	32.39	54.00	60.61	32.87	5.66	31.95	176	154 Average																																																						



2.4GHz 2400~2483.5MHz
WIFI 802.11n HT20 (Band Edge @ 3m)

WIFI	2.4GHz 2400~2483.5MHz Band Edge @ 3m																																																															
ANT	802.11n HT20 CH01 2412MHz																																																															
1	Horizontal	Fundamental																																																														
Peak	 <p>Site : 03CH02-SZ Condition : PEAK_BE_74 3m HF_ANT_3117_0107 HORIZONTAL RBW: 1000.000kHz VBW: 3000.000kHz Project : 211916-01 Mode : Mode 20 SN : #19 GB0227012194000K Plane : Z with Accessory setting : MCS0 power setting 16</p> <table border="1"> <thead> <tr> <th>Freq</th> <th>Level</th> <th>Over</th> <th>Limit</th> <th>ReadAntenna</th> <th>Cable</th> <th>Preamp</th> <th>A/Pos</th> <th>T/Pos</th> <th>Remark</th> </tr> <tr> <th>MHz</th> <th>dBuV/m</th> <th>dB</th> <th>dBuV/m</th> <th>dBuV</th> <th>dB/m</th> <th>dB</th> <th>dB</th> <th>cm</th> <th>deg</th> </tr> </thead> <tbody> <tr> <td>1</td> <td>2398.00</td> <td>57.85</td> <td>-16.95</td> <td>74.00</td> <td>52.04</td> <td>31.70</td> <td>5.55</td> <td>32.24</td> <td>100</td> <td>200 Peak</td> </tr> </tbody> </table>	Freq	Level	Over	Limit	ReadAntenna	Cable	Preamp	A/Pos	T/Pos	Remark	MHz	dBuV/m	dB	dBuV/m	dBuV	dB/m	dB	dB	cm	deg	1	2398.00	57.85	-16.95	74.00	52.04	31.70	5.55	32.24	100	200 Peak	 <p>Site : 03CH02-SZ Condition : PEAK_74 3m HF_ANT_3117_0107 HORIZONTAL RBW: 1000.000kHz VBW: 3000.000kHz Project : 211916-01 Mode : Mode 20 SN : #19 GB0227012194000K Plane : Z with Accessory setting : MCS0 power setting 16</p> <table border="1"> <thead> <tr> <th>Freq</th> <th>Level</th> <th>Over</th> <th>Limit</th> <th>ReadAntenna</th> <th>Cable</th> <th>Preamp</th> <th>A/Pos</th> <th>T/Pos</th> <th>Remark</th> </tr> <tr> <th>MHz</th> <th>dBuV/m</th> <th>dB</th> <th>dBuV/m</th> <th>dBuV</th> <th>dB/m</th> <th>dB</th> <th>dB</th> <th>cm</th> <th>deg</th> </tr> </thead> <tbody> <tr> <td>1</td> <td>2412.00</td> <td>88.49</td> <td>24.49</td> <td>74.00</td> <td>93.36</td> <td>31.80</td> <td>5.57</td> <td>32.24</td> <td>100</td> <td>200 Peak</td> </tr> </tbody> </table>	Freq	Level	Over	Limit	ReadAntenna	Cable	Preamp	A/Pos	T/Pos	Remark	MHz	dBuV/m	dB	dBuV/m	dBuV	dB/m	dB	dB	cm	deg	1	2412.00	88.49	24.49	74.00	93.36	31.80	5.57	32.24	100	200 Peak
Freq	Level	Over	Limit	ReadAntenna	Cable	Preamp	A/Pos	T/Pos	Remark																																																							
MHz	dBuV/m	dB	dBuV/m	dBuV	dB/m	dB	dB	cm	deg																																																							
1	2398.00	57.85	-16.95	74.00	52.04	31.70	5.55	32.24	100	200 Peak																																																						
Freq	Level	Over	Limit	ReadAntenna	Cable	Preamp	A/Pos	T/Pos	Remark																																																							
MHz	dBuV/m	dB	dBuV/m	dBuV	dB/m	dB	dB	cm	deg																																																							
1	2412.00	88.49	24.49	74.00	93.36	31.80	5.57	32.24	100	200 Peak																																																						
Avg.	 <p>Site : 03CH02-SZ Condition : AVG_BE_54 3m HF_ANT_3117_0107 HORIZONTAL RBW: 1000.000kHz VBW: 1.000kHz Project : 211916-01 Mode : Mode 20 SN : #19 GB0227012194000K Plane : Z with Accessory setting : MCS0 power setting 16</p> <table border="1"> <thead> <tr> <th>Freq</th> <th>Level</th> <th>Over</th> <th>Limit</th> <th>ReadAntenna</th> <th>Cable</th> <th>Preamp</th> <th>A/Pos</th> <th>T/Pos</th> <th>Remark</th> </tr> <tr> <th>MHz</th> <th>dBuV/m</th> <th>dB</th> <th>dBuV/m</th> <th>dBuV</th> <th>dB/m</th> <th>dB</th> <th>dB</th> <th>cm</th> <th>deg</th> </tr> </thead> <tbody> <tr> <td>1</td> <td>2398.00</td> <td>42.61</td> <td>-11.39</td> <td>54.00</td> <td>37.60</td> <td>31.70</td> <td>5.55</td> <td>32.24</td> <td>100</td> <td>200 Average</td> </tr> </tbody> </table>	Freq	Level	Over	Limit	ReadAntenna	Cable	Preamp	A/Pos	T/Pos	Remark	MHz	dBuV/m	dB	dBuV/m	dBuV	dB/m	dB	dB	cm	deg	1	2398.00	42.61	-11.39	54.00	37.60	31.70	5.55	32.24	100	200 Average	 <p>Site : 03CH02-SZ Condition : AVG_54 3m HF_ANT_3117_0107 HORIZONTAL RBW: 1000.000kHz VBW: 1.000kHz Project : 211916-01 Mode : Mode 20 SN : #19 GB0227012194000K Plane : Z with Accessory setting : MCS0 power setting 16</p> <table border="1"> <thead> <tr> <th>Freq</th> <th>Level</th> <th>Over</th> <th>Limit</th> <th>ReadAntenna</th> <th>Cable</th> <th>Preamp</th> <th>A/Pos</th> <th>T/Pos</th> <th>Remark</th> </tr> <tr> <th>MHz</th> <th>dBuV/m</th> <th>dB</th> <th>dBuV/m</th> <th>dBuV</th> <th>dB/m</th> <th>dB</th> <th>dB</th> <th>cm</th> <th>deg</th> </tr> </thead> <tbody> <tr> <td>1</td> <td>2414.00</td> <td>87.67</td> <td>33.67</td> <td>54.00</td> <td>82.54</td> <td>31.80</td> <td>5.57</td> <td>32.24</td> <td>100</td> <td>200 Average</td> </tr> </tbody> </table>	Freq	Level	Over	Limit	ReadAntenna	Cable	Preamp	A/Pos	T/Pos	Remark	MHz	dBuV/m	dB	dBuV/m	dBuV	dB/m	dB	dB	cm	deg	1	2414.00	87.67	33.67	54.00	82.54	31.80	5.57	32.24	100	200 Average
Freq	Level	Over	Limit	ReadAntenna	Cable	Preamp	A/Pos	T/Pos	Remark																																																							
MHz	dBuV/m	dB	dBuV/m	dBuV	dB/m	dB	dB	cm	deg																																																							
1	2398.00	42.61	-11.39	54.00	37.60	31.70	5.55	32.24	100	200 Average																																																						
Freq	Level	Over	Limit	ReadAntenna	Cable	Preamp	A/Pos	T/Pos	Remark																																																							
MHz	dBuV/m	dB	dBuV/m	dBuV	dB/m	dB	dB	cm	deg																																																							
1	2414.00	87.67	33.67	54.00	82.54	31.80	5.57	32.24	100	200 Average																																																						



WIFI	2.4GHz 2400~2483.5MHz Band Edge @ 3m																																																															
ANT	802.11n HT20 CH01 2412MHz																																																															
1	Vertical	Fundamental																																																														
Peak	<p>Site : 03CH02-SZ Condition : PEAK_BE_74 3m HF_ANT_3117_0107 VERTICAL RWV: 1000.000kHz VBW: 1.000kHz Project : 211916-01 Mode : Mode 20 SN : #19 080227012194000K Plane : Z with Accessory setting : MCSO power setting 16</p> <table border="1"> <thead> <tr> <th>Freq</th> <th>Level</th> <th>Over</th> <th>Limit</th> <th>ReadAntenna</th> <th>Cable</th> <th>Preamp</th> <th>A/Pos</th> <th>T/Pos</th> <th>Remark</th> </tr> <tr> <th>MHz</th> <th>dBuV/m</th> <th>dB</th> <th>dBuV/m</th> <th>dBuV</th> <th>dB/m</th> <th>dB</th> <th>dB</th> <th>cm</th> <th>deg</th> </tr> </thead> <tbody> <tr> <td>1</td> <td>1388.44</td> <td>53.99</td> <td>-20.81</td> <td>74.00</td> <td>48.99</td> <td>31.70</td> <td>5.55</td> <td>32.24</td> <td>183</td> <td>157 Peak</td> </tr> </tbody> </table>	Freq	Level	Over	Limit	ReadAntenna	Cable	Preamp	A/Pos	T/Pos	Remark	MHz	dBuV/m	dB	dBuV/m	dBuV	dB/m	dB	dB	cm	deg	1	1388.44	53.99	-20.81	74.00	48.99	31.70	5.55	32.24	183	157 Peak	<p>Site : 03CH02-SZ Condition : PEAK_74 3m HF_ANT_3117_0107 VERTICAL RWV: 1000.000kHz VBW: 1.000kHz Project : 211916-01 Mode : Mode 20 SN : #19 080227012194000K Plane : Z with Accessory setting : MCSO power setting 16</p> <table border="1"> <thead> <tr> <th>Freq</th> <th>Level</th> <th>Over</th> <th>Limit</th> <th>ReadAntenna</th> <th>Cable</th> <th>Preamp</th> <th>A/Pos</th> <th>T/Pos</th> <th>Remark</th> </tr> <tr> <th>MHz</th> <th>dBuV/m</th> <th>dB</th> <th>dBuV/m</th> <th>dBuV</th> <th>dB/m</th> <th>dB</th> <th>dB</th> <th>cm</th> <th>deg</th> </tr> </thead> <tbody> <tr> <td>1</td> <td>2412.00</td> <td>96.67</td> <td>22.67</td> <td>74.00</td> <td>91.54</td> <td>31.80</td> <td>5.57</td> <td>32.24</td> <td>183</td> <td>157 Peak</td> </tr> </tbody> </table>	Freq	Level	Over	Limit	ReadAntenna	Cable	Preamp	A/Pos	T/Pos	Remark	MHz	dBuV/m	dB	dBuV/m	dBuV	dB/m	dB	dB	cm	deg	1	2412.00	96.67	22.67	74.00	91.54	31.80	5.57	32.24	183	157 Peak
Freq	Level	Over	Limit	ReadAntenna	Cable	Preamp	A/Pos	T/Pos	Remark																																																							
MHz	dBuV/m	dB	dBuV/m	dBuV	dB/m	dB	dB	cm	deg																																																							
1	1388.44	53.99	-20.81	74.00	48.99	31.70	5.55	32.24	183	157 Peak																																																						
Freq	Level	Over	Limit	ReadAntenna	Cable	Preamp	A/Pos	T/Pos	Remark																																																							
MHz	dBuV/m	dB	dBuV/m	dBuV	dB/m	dB	dB	cm	deg																																																							
1	2412.00	96.67	22.67	74.00	91.54	31.80	5.57	32.24	183	157 Peak																																																						
Avg.	<p>Site : 03CH02-SZ Condition : AVG_BE_54 3m HF_ANT_3117_0107 VERTICAL RWV: 1000.000kHz VBW: 1.000kHz Project : 211916-01 Mode : Mode 20 SN : #19 080227012194000K Plane : Z with Accessory setting : MCSO power setting 16</p> <table border="1"> <thead> <tr> <th>Freq</th> <th>Level</th> <th>Over</th> <th>Limit</th> <th>ReadAntenna</th> <th>Cable</th> <th>Preamp</th> <th>A/Pos</th> <th>T/Pos</th> <th>Remark</th> </tr> <tr> <th>MHz</th> <th>dBuV/m</th> <th>dB</th> <th>dBuV/m</th> <th>dBuV</th> <th>dB/m</th> <th>dB</th> <th>dB</th> <th>cm</th> <th>deg</th> </tr> </thead> <tbody> <tr> <td>1</td> <td>2390.00</td> <td>42.81</td> <td>-11.99</td> <td>54.00</td> <td>37.00</td> <td>31.70</td> <td>5.55</td> <td>32.24</td> <td>183</td> <td>157 Average</td> </tr> </tbody> </table>	Freq	Level	Over	Limit	ReadAntenna	Cable	Preamp	A/Pos	T/Pos	Remark	MHz	dBuV/m	dB	dBuV/m	dBuV	dB/m	dB	dB	cm	deg	1	2390.00	42.81	-11.99	54.00	37.00	31.70	5.55	32.24	183	157 Average	<p>Site : 03CH02-SZ Condition : AVG_54 3m HF_ANT_3117_0107 VERTICAL RWV: 1000.000kHz VBW: 1.000kHz Project : 211916-01 Mode : Mode 20 SN : #19 080227012194000K Plane : Z with Accessory setting : MCSO power setting 16</p> <table border="1"> <thead> <tr> <th>Freq</th> <th>Level</th> <th>Over</th> <th>Limit</th> <th>ReadAntenna</th> <th>Cable</th> <th>Preamp</th> <th>A/Pos</th> <th>T/Pos</th> <th>Remark</th> </tr> <tr> <th>MHz</th> <th>dBuV/m</th> <th>dB</th> <th>dBuV/m</th> <th>dBuV</th> <th>dB/m</th> <th>dB</th> <th>dB</th> <th>cm</th> <th>deg</th> </tr> </thead> <tbody> <tr> <td>1</td> <td>2412.00</td> <td>86.83</td> <td>32.83</td> <td>54.00</td> <td>81.70</td> <td>31.80</td> <td>5.57</td> <td>32.24</td> <td>183</td> <td>157 Average</td> </tr> </tbody> </table>	Freq	Level	Over	Limit	ReadAntenna	Cable	Preamp	A/Pos	T/Pos	Remark	MHz	dBuV/m	dB	dBuV/m	dBuV	dB/m	dB	dB	cm	deg	1	2412.00	86.83	32.83	54.00	81.70	31.80	5.57	32.24	183	157 Average
Freq	Level	Over	Limit	ReadAntenna	Cable	Preamp	A/Pos	T/Pos	Remark																																																							
MHz	dBuV/m	dB	dBuV/m	dBuV	dB/m	dB	dB	cm	deg																																																							
1	2390.00	42.81	-11.99	54.00	37.00	31.70	5.55	32.24	183	157 Average																																																						
Freq	Level	Over	Limit	ReadAntenna	Cable	Preamp	A/Pos	T/Pos	Remark																																																							
MHz	dBuV/m	dB	dBuV/m	dBuV	dB/m	dB	dB	cm	deg																																																							
1	2412.00	86.83	32.83	54.00	81.70	31.80	5.57	32.24	183	157 Average																																																						



WIFI	2.4GHz 2400~2483.5MHz Band Edge @ 3m																																																															
ANT	802.11n HT20 CH06 2437MHz - L																																																															
1	Horizontal	Fundamental																																																														
Peak	<p>Site : 03CH02-SZ Condition : PEAK_BE_74 3m HF_ANT_3117_0107 HORIZONTAL Project : 211916-01 Mode : Mode 21 SN : #19 080227012194000K Plane : Z with Accessory setting : MCS0 power setting 16</p> <table border="1"> <thead> <tr> <th>Freq</th> <th>Level</th> <th>Over</th> <th>Limit</th> <th>ReadAntenna</th> <th>Cable</th> <th>Preamp</th> <th>A/Pos</th> <th>T/Pos</th> <th>Remark</th> </tr> <tr> <th>MHz</th> <th>dBuV/m</th> <th>dB</th> <th>dBuV/m</th> <th>dBuV</th> <th>dB/m</th> <th>dB</th> <th>dB</th> <th>cm</th> <th>deg</th> </tr> </thead> <tbody> <tr> <td>1</td> <td>2437.00</td> <td>98.27</td> <td>-23.13</td> <td>74.00</td> <td>45.89</td> <td>31.70</td> <td>5.53</td> <td>32.25</td> <td>164</td> <td>208 Peak</td> </tr> </tbody> </table>	Freq	Level	Over	Limit	ReadAntenna	Cable	Preamp	A/Pos	T/Pos	Remark	MHz	dBuV/m	dB	dBuV/m	dBuV	dB/m	dB	dB	cm	deg	1	2437.00	98.27	-23.13	74.00	45.89	31.70	5.53	32.25	164	208 Peak	<p>Site : 03CH02-SZ Condition : PEAK_74 3m HF_ANT_3117_0107 HORIZONTAL Project : 211916-01 Mode : Mode 21 SN : #19 080227012194000K Plane : Z with Accessory setting : MCS0 power setting 16</p> <table border="1"> <thead> <tr> <th>Freq</th> <th>Level</th> <th>Over</th> <th>Limit</th> <th>ReadAntenna</th> <th>Cable</th> <th>Preamp</th> <th>A/Pos</th> <th>T/Pos</th> <th>Remark</th> </tr> <tr> <th>MHz</th> <th>dBuV/m</th> <th>dB</th> <th>dBuV/m</th> <th>dBuV</th> <th>dB/m</th> <th>dB</th> <th>dB</th> <th>cm</th> <th>deg</th> </tr> </thead> <tbody> <tr> <td>1</td> <td>2437.00</td> <td>98.27</td> <td>-24.27</td> <td>74.00</td> <td>92.88</td> <td>32.00</td> <td>5.61</td> <td>32.14</td> <td>164</td> <td>208 Peak</td> </tr> </tbody> </table>	Freq	Level	Over	Limit	ReadAntenna	Cable	Preamp	A/Pos	T/Pos	Remark	MHz	dBuV/m	dB	dBuV/m	dBuV	dB/m	dB	dB	cm	deg	1	2437.00	98.27	-24.27	74.00	92.88	32.00	5.61	32.14	164	208 Peak
Freq	Level	Over	Limit	ReadAntenna	Cable	Preamp	A/Pos	T/Pos	Remark																																																							
MHz	dBuV/m	dB	dBuV/m	dBuV	dB/m	dB	dB	cm	deg																																																							
1	2437.00	98.27	-23.13	74.00	45.89	31.70	5.53	32.25	164	208 Peak																																																						
Freq	Level	Over	Limit	ReadAntenna	Cable	Preamp	A/Pos	T/Pos	Remark																																																							
MHz	dBuV/m	dB	dBuV/m	dBuV	dB/m	dB	dB	cm	deg																																																							
1	2437.00	98.27	-24.27	74.00	92.88	32.00	5.61	32.14	164	208 Peak																																																						
Avg.	<p>Site : 03CH02-SZ Condition : AVG_BE_54 3m HF_ANT_3117_0107 HORIZONTAL Project : 211916-01 Mode : Mode 21 SN : #19 080227012194000K Plane : Z with Accessory setting : MCS0 power setting 16</p> <table border="1"> <thead> <tr> <th>Freq</th> <th>Level</th> <th>Over</th> <th>Limit</th> <th>ReadAntenna</th> <th>Cable</th> <th>Preamp</th> <th>A/Pos</th> <th>T/Pos</th> <th>Remark</th> </tr> <tr> <th>MHz</th> <th>dBuV/m</th> <th>dB</th> <th>dBuV/m</th> <th>dBuV</th> <th>dB/m</th> <th>dB</th> <th>dB</th> <th>cm</th> <th>deg</th> </tr> </thead> <tbody> <tr> <td>1</td> <td>2437.00</td> <td>86.63</td> <td>-15.85</td> <td>54.00</td> <td>35.14</td> <td>31.70</td> <td>5.55</td> <td>32.24</td> <td>164</td> <td>208 Average</td> </tr> </tbody> </table>	Freq	Level	Over	Limit	ReadAntenna	Cable	Preamp	A/Pos	T/Pos	Remark	MHz	dBuV/m	dB	dBuV/m	dBuV	dB/m	dB	dB	cm	deg	1	2437.00	86.63	-15.85	54.00	35.14	31.70	5.55	32.24	164	208 Average	<p>Site : 03CH02-SZ Condition : AVG_54 3m HF_ANT_3117_0107 HORIZONTAL Project : 211916-01 Mode : Mode 21 SN : #19 080227012194000K Plane : Z with Accessory setting : MCS0 power setting 16</p> <table border="1"> <thead> <tr> <th>Freq</th> <th>Level</th> <th>Over</th> <th>Limit</th> <th>ReadAntenna</th> <th>Cable</th> <th>Preamp</th> <th>A/Pos</th> <th>T/Pos</th> <th>Remark</th> </tr> <tr> <th>MHz</th> <th>dBuV/m</th> <th>dB</th> <th>dBuV/m</th> <th>dBuV</th> <th>dB/m</th> <th>dB</th> <th>dB</th> <th>cm</th> <th>deg</th> </tr> </thead> <tbody> <tr> <td>1</td> <td>2437.00</td> <td>86.63</td> <td>-15.85</td> <td>54.00</td> <td>85.16</td> <td>32.00</td> <td>5.61</td> <td>32.14</td> <td>164</td> <td>208 Average</td> </tr> </tbody> </table>	Freq	Level	Over	Limit	ReadAntenna	Cable	Preamp	A/Pos	T/Pos	Remark	MHz	dBuV/m	dB	dBuV/m	dBuV	dB/m	dB	dB	cm	deg	1	2437.00	86.63	-15.85	54.00	85.16	32.00	5.61	32.14	164	208 Average
Freq	Level	Over	Limit	ReadAntenna	Cable	Preamp	A/Pos	T/Pos	Remark																																																							
MHz	dBuV/m	dB	dBuV/m	dBuV	dB/m	dB	dB	cm	deg																																																							
1	2437.00	86.63	-15.85	54.00	35.14	31.70	5.55	32.24	164	208 Average																																																						
Freq	Level	Over	Limit	ReadAntenna	Cable	Preamp	A/Pos	T/Pos	Remark																																																							
MHz	dBuV/m	dB	dBuV/m	dBuV	dB/m	dB	dB	cm	deg																																																							
1	2437.00	86.63	-15.85	54.00	85.16	32.00	5.61	32.14	164	208 Average																																																						



WIFI	2.4GHz 2400~2483.5MHz Band Edge @ 3m	
ANT	802.11n HT20 CH06 2437MHz - R	
1	Horizontal	Fundamental
Peak	<p> Date: 5 Date: 2022-05-25 Level (dBuV/m) Frequency (MHz) Site : 03CH02-SZ Condition : PEAK_BE_74 3m HF_ANT_3117_0107 HORIZONTAL : RBW:1000.000kHz VBW:3000.000kHz Project : 211916-01 Mode : Mode 21 Site : #19 03B227012194000K Plane : Z with Accessory setting : MCSO power setting 16 Freq Level Limit Line Level Factor Loss Factor 1 2498.27 51.85 -22.15 74.00 46.02 32.10 5.68 33.95 164 208 Peak </p>	Left blank
Avg.	<p> Date: 6 Date: 2022-05-25 Level (dBuV/m) Frequency (MHz) Site : 03CH02-SZ Condition : AVG_BE_54 3m HF_ANT_3117_0107 HORIZONTAL : RBW:1000.000kHz VBW:1.000kHz Project : 211916-01 Mode : Mode 21 Site : #19 03B227012194000K Plane : Z with Accessory setting : MCSO power setting 16 Freq Level Limit Line Level Factor Loss Factor 1 2484.18 41.12 -12.88 54.00 35.34 32.07 5.68 33.95 164 208 Average </p>	Left blank



WIFI	2.4GHz 2400~2483.5MHz Band Edge @ 3m																																																															
ANT	802.11n HT20 CH06 2437MHz - L																																																															
1	Vertical	Fundamental																																																														
Peak	<p>Date: 7 Level (dBuV/m)</p> <p>Site : 03CH02-SZ Condition : PEAK_BE_74 3m HF_ANT_3117_0107 VERTICAL Project : RSW-1000 000kHz VBW-1.000kHz Mode : 211916-01 SN : #19 080227012194000K Plane : Z with Accessory setting : MCS0 power setting 16</p> <table border="1"> <thead> <tr> <th>Freq</th> <th>Level</th> <th>Over</th> <th>Limit</th> <th>ReadAntenna</th> <th>Cable</th> <th>Preamp</th> <th>A/Pos</th> <th>T/Pos</th> <th>Remark</th> </tr> <tr> <th>MHz</th> <th>dBuV/m</th> <th>dB</th> <th>dBuV/m</th> <th>dBuV</th> <th>dB/m</th> <th>dB</th> <th>dB</th> <th>cm</th> <th>deg</th> </tr> </thead> <tbody> <tr> <td>1</td> <td>2334.22</td> <td>59.30</td> <td>-23.78</td> <td>74.00</td> <td>45.47</td> <td>31.43</td> <td>5.47</td> <td>32.27</td> <td>182</td> <td>159 Peak</td> </tr> </tbody> </table>	Freq	Level	Over	Limit	ReadAntenna	Cable	Preamp	A/Pos	T/Pos	Remark	MHz	dBuV/m	dB	dBuV/m	dBuV	dB/m	dB	dB	cm	deg	1	2334.22	59.30	-23.78	74.00	45.47	31.43	5.47	32.27	182	159 Peak	<p>Date: 9 Level (dBuV/m)</p> <p>Site : 03CH02-SZ Condition : PEAK_74 3m HF_ANT_3117_0107 VERTICAL Project : RSW-1000 000kHz VBW-1.000kHz Mode : 211916-01 SN : #19 080227012194000K Plane : Z with Accessory setting : MCS0 power setting 16</p> <table border="1"> <thead> <tr> <th>Freq</th> <th>Level</th> <th>Over</th> <th>Limit</th> <th>ReadAntenna</th> <th>Cable</th> <th>Preamp</th> <th>A/Pos</th> <th>T/Pos</th> <th>Remark</th> </tr> <tr> <th>MHz</th> <th>dBuV/m</th> <th>dB</th> <th>dBuV/m</th> <th>dBuV</th> <th>dB/m</th> <th>dB</th> <th>dB</th> <th>cm</th> <th>deg</th> </tr> </thead> <tbody> <tr> <td>1</td> <td>2437.00</td> <td>97.89</td> <td>23.89</td> <td>74.00</td> <td>92.42</td> <td>32.00</td> <td>5.61</td> <td>32.14</td> <td>182</td> <td>159 Peak</td> </tr> </tbody> </table>	Freq	Level	Over	Limit	ReadAntenna	Cable	Preamp	A/Pos	T/Pos	Remark	MHz	dBuV/m	dB	dBuV/m	dBuV	dB/m	dB	dB	cm	deg	1	2437.00	97.89	23.89	74.00	92.42	32.00	5.61	32.14	182	159 Peak
Freq	Level	Over	Limit	ReadAntenna	Cable	Preamp	A/Pos	T/Pos	Remark																																																							
MHz	dBuV/m	dB	dBuV/m	dBuV	dB/m	dB	dB	cm	deg																																																							
1	2334.22	59.30	-23.78	74.00	45.47	31.43	5.47	32.27	182	159 Peak																																																						
Freq	Level	Over	Limit	ReadAntenna	Cable	Preamp	A/Pos	T/Pos	Remark																																																							
MHz	dBuV/m	dB	dBuV/m	dBuV	dB/m	dB	dB	cm	deg																																																							
1	2437.00	97.89	23.89	74.00	92.42	32.00	5.61	32.14	182	159 Peak																																																						
Avg.	<p>Date: 8 Level (dBuV/m)</p> <p>Site : 03CH02-SZ Condition : AVG_BE_54 3m HF_ANT_3117_0107 VERTICAL Project : RSW-1000 000kHz VBW-1.000kHz Mode : 211916-01 SN : #19 080227012194000K Plane : Z with Accessory setting : MCS0 power setting 16</p> <table border="1"> <thead> <tr> <th>Freq</th> <th>Level</th> <th>Over</th> <th>Limit</th> <th>ReadAntenna</th> <th>Cable</th> <th>Preamp</th> <th>A/Pos</th> <th>T/Pos</th> <th>Remark</th> </tr> <tr> <th>MHz</th> <th>dBuV/m</th> <th>dB</th> <th>dBuV/m</th> <th>dBuV</th> <th>dB/m</th> <th>dB</th> <th>dB</th> <th>cm</th> <th>deg</th> </tr> </thead> <tbody> <tr> <td>1</td> <td>2389.52</td> <td>59.91</td> <td>-14.89</td> <td>54.00</td> <td>34.91</td> <td>31.70</td> <td>5.55</td> <td>32.25</td> <td>182</td> <td>159 Average</td> </tr> </tbody> </table>	Freq	Level	Over	Limit	ReadAntenna	Cable	Preamp	A/Pos	T/Pos	Remark	MHz	dBuV/m	dB	dBuV/m	dBuV	dB/m	dB	dB	cm	deg	1	2389.52	59.91	-14.89	54.00	34.91	31.70	5.55	32.25	182	159 Average	<p>Date: 10 Level (dBuV/m)</p> <p>Site : 03CH02-SZ Condition : AVG_54 3m HF_ANT_3117_0107 VERTICAL Project : RSW-1000 000kHz VBW-1.000kHz Mode : 211916-01 SN : #19 080227012194000K Plane : Z with Accessory setting : MCS0 power setting 16</p> <table border="1"> <thead> <tr> <th>Freq</th> <th>Level</th> <th>Over</th> <th>Limit</th> <th>ReadAntenna</th> <th>Cable</th> <th>Preamp</th> <th>A/Pos</th> <th>T/Pos</th> <th>Remark</th> </tr> <tr> <th>MHz</th> <th>dBuV/m</th> <th>dB</th> <th>dBuV/m</th> <th>dBuV</th> <th>dB/m</th> <th>dB</th> <th>dB</th> <th>cm</th> <th>deg</th> </tr> </thead> <tbody> <tr> <td>1</td> <td>2437.00</td> <td>87.57</td> <td>33.57</td> <td>54.00</td> <td>82.10</td> <td>32.00</td> <td>5.61</td> <td>32.14</td> <td>182</td> <td>159 Average</td> </tr> </tbody> </table>	Freq	Level	Over	Limit	ReadAntenna	Cable	Preamp	A/Pos	T/Pos	Remark	MHz	dBuV/m	dB	dBuV/m	dBuV	dB/m	dB	dB	cm	deg	1	2437.00	87.57	33.57	54.00	82.10	32.00	5.61	32.14	182	159 Average
Freq	Level	Over	Limit	ReadAntenna	Cable	Preamp	A/Pos	T/Pos	Remark																																																							
MHz	dBuV/m	dB	dBuV/m	dBuV	dB/m	dB	dB	cm	deg																																																							
1	2389.52	59.91	-14.89	54.00	34.91	31.70	5.55	32.25	182	159 Average																																																						
Freq	Level	Over	Limit	ReadAntenna	Cable	Preamp	A/Pos	T/Pos	Remark																																																							
MHz	dBuV/m	dB	dBuV/m	dBuV	dB/m	dB	dB	cm	deg																																																							
1	2437.00	87.57	33.57	54.00	82.10	32.00	5.61	32.14	182	159 Average																																																						



WIFI	2.4GHz 2400~2483.5MHz Band Edge @ 3m																											
ANT	802.11n HT20 CH06 2437MHz - R																											
1	Vertical	Fundamental																										
Peak	<p>Date: 11 Date: 2022-05-25</p> <p>Site : 03CH02-SZ Condition : PEAK_BE_74 3m HF_ANT_3117_0107 VERTICAL : RBW: 1000.000kHz VBW: 3000.000kHz Project : 211916-01 Mode : Mode 21 SW : #19 030227012194000K Plane : Z with Accessory setting : MCS0 power setting 16</p> <table border="1"> <thead> <tr> <th>Freq</th> <th>Level</th> <th>Limit</th> <th>Line</th> <th>Level Factor</th> <th>Loss Factor</th> <th>Remark</th> </tr> <tr> <th>MHz</th> <th>dBuV/m</th> <th>dB</th> <th>dBuV/m</th> <th>dB/m</th> <th>dB</th> <th>ca deg</th> </tr> </thead> <tbody> <tr> <td>1</td> <td>2483.97</td> <td>51.83</td> <td>-22.17</td> <td>74.00</td> <td>46.85</td> <td>32.87</td> <td>5.66</td> <td>33.95</td> <td>182</td> <td>159</td> <td>Peak</td> </tr> </tbody> </table>	Freq	Level	Limit	Line	Level Factor	Loss Factor	Remark	MHz	dBuV/m	dB	dBuV/m	dB/m	dB	ca deg	1	2483.97	51.83	-22.17	74.00	46.85	32.87	5.66	33.95	182	159	Peak	Left Blank
Freq	Level	Limit	Line	Level Factor	Loss Factor	Remark																						
MHz	dBuV/m	dB	dBuV/m	dB/m	dB	ca deg																						
1	2483.97	51.83	-22.17	74.00	46.85	32.87	5.66	33.95	182	159	Peak																	
Avg.	<p>Date: 12 Date: 2022-05-25</p> <p>Site : 03CH02-SZ Condition : AVG_BE_54 3m HF_ANT_3117_0107 VERTICAL : RBW: 1000.000kHz VBW: 1.000kHz Project : 211916-01 Mode : Mode 21 SW : #19 030227012194000K Plane : Z with Accessory setting : MCS0 power setting 16</p> <table border="1"> <thead> <tr> <th>Freq</th> <th>Level</th> <th>Limit</th> <th>Line</th> <th>Level Factor</th> <th>Loss Factor</th> <th>Remark</th> </tr> <tr> <th>MHz</th> <th>dBuV/m</th> <th>dB</th> <th>dBuV/m</th> <th>dB/m</th> <th>dB</th> <th>ca deg</th> </tr> </thead> <tbody> <tr> <td>1</td> <td>2484.39</td> <td>48.97</td> <td>-15.83</td> <td>54.80</td> <td>35.19</td> <td>32.87</td> <td>5.66</td> <td>33.95</td> <td>182</td> <td>159</td> <td>Average</td> </tr> </tbody> </table>	Freq	Level	Limit	Line	Level Factor	Loss Factor	Remark	MHz	dBuV/m	dB	dBuV/m	dB/m	dB	ca deg	1	2484.39	48.97	-15.83	54.80	35.19	32.87	5.66	33.95	182	159	Average	Left Blank
Freq	Level	Limit	Line	Level Factor	Loss Factor	Remark																						
MHz	dBuV/m	dB	dBuV/m	dB/m	dB	ca deg																						
1	2484.39	48.97	-15.83	54.80	35.19	32.87	5.66	33.95	182	159	Average																	



WIFI	2.4GHz 2400~2483.5MHz Band Edge @ 3m																																																													
ANT	802.11n HT20 CH11 2462MHz																																																													
1	Horizontal	Fundamental																																																												
Peak	<p>Date: 3 Date: 2022-05-25</p> <p>Site Condition : 03CH02-SZ PEAK_BE_74 3m HF_ANT_3117_0107 HORIZONTAL RSW:1000.000kHz VBW:3000.000kHz Project : 211916-01 Mode : Mode 22 SN : #19 080227012194000K Plane : Z with Accessory setting : MCS0 power setting 16</p> <table border="1"> <thead> <tr> <th>Freq</th> <th>Level</th> <th>Limit</th> <th>Line</th> <th>Level Factor</th> <th>Loss Factor</th> <th>A/Pos</th> <th>T/Pos</th> <th>Remark</th> </tr> <tr> <th>MHz</th> <th>dBuV/m</th> <th>dB</th> <th>dBuV/m</th> <th>dBuV/m</th> <th>dB</th> <th>dB</th> <th>cm</th> <th>deg</th> </tr> </thead> <tbody> <tr> <td>1</td> <td>2462.00</td> <td>98.85</td> <td>24.85</td> <td>74.00</td> <td>93.23</td> <td>32.83</td> <td>5.64</td> <td>32.85</td> <td>163</td> <td>204</td> <td>Peak</td> </tr> </tbody> </table>	Freq	Level	Limit	Line	Level Factor	Loss Factor	A/Pos	T/Pos	Remark	MHz	dBuV/m	dB	dBuV/m	dBuV/m	dB	dB	cm	deg	1	2462.00	98.85	24.85	74.00	93.23	32.83	5.64	32.85	163	204	Peak	<p>Date: 1 Date: 2022-05-25</p> <p>Site Condition : 03CH02-SZ PEAK_74 3m HF_ANT_3117_0107 HORIZONTAL RSW:1000.000kHz VBW:3000.000kHz Project : 211916-01 Mode : Mode 22 SN : #19 080227012194000K Plane : Z with Accessory setting : MCS0 power setting 16</p> <table border="1"> <thead> <tr> <th>Freq</th> <th>Level</th> <th>Limit</th> <th>Line</th> <th>Level Factor</th> <th>Loss Factor</th> <th>A/Pos</th> <th>T/Pos</th> <th>Remark</th> </tr> <tr> <th>MHz</th> <th>dBuV/m</th> <th>dB</th> <th>dBuV/m</th> <th>dBuV/m</th> <th>dB</th> <th>dB</th> <th>cm</th> <th>deg</th> </tr> </thead> <tbody> <tr> <td>1</td> <td>2462.00</td> <td>98.85</td> <td>24.85</td> <td>74.00</td> <td>93.23</td> <td>32.83</td> <td>5.64</td> <td>32.85</td> <td>163</td> <td>204</td> <td>Peak</td> </tr> </tbody> </table>	Freq	Level	Limit	Line	Level Factor	Loss Factor	A/Pos	T/Pos	Remark	MHz	dBuV/m	dB	dBuV/m	dBuV/m	dB	dB	cm	deg	1	2462.00	98.85	24.85	74.00	93.23	32.83	5.64	32.85	163	204	Peak
Freq	Level	Limit	Line	Level Factor	Loss Factor	A/Pos	T/Pos	Remark																																																						
MHz	dBuV/m	dB	dBuV/m	dBuV/m	dB	dB	cm	deg																																																						
1	2462.00	98.85	24.85	74.00	93.23	32.83	5.64	32.85	163	204	Peak																																																			
Freq	Level	Limit	Line	Level Factor	Loss Factor	A/Pos	T/Pos	Remark																																																						
MHz	dBuV/m	dB	dBuV/m	dBuV/m	dB	dB	cm	deg																																																						
1	2462.00	98.85	24.85	74.00	93.23	32.83	5.64	32.85	163	204	Peak																																																			
Avg.	<p>Date: 4 Date: 2022-05-25</p> <p>Site Condition : 03CH02-SZ AVG_BE_54 3m HF_ANT_3117_0107 HORIZONTAL RSW:1000.000kHz VBW:1.000kHz Project : 211916-01 Mode : Mode 22 SN : #19 080227012194000K Plane : Z with Accessory setting : MCS0 power setting 16</p> <table border="1"> <thead> <tr> <th>Freq</th> <th>Level</th> <th>Limit</th> <th>Line</th> <th>Level Factor</th> <th>Loss Factor</th> <th>A/Pos</th> <th>T/Pos</th> <th>Remark</th> </tr> <tr> <th>MHz</th> <th>dBuV/m</th> <th>dB</th> <th>dBuV/m</th> <th>dBuV/m</th> <th>dB</th> <th>dB</th> <th>cm</th> <th>deg</th> </tr> </thead> <tbody> <tr> <td>1</td> <td>2462.52</td> <td>45.74</td> <td>-18.26</td> <td>54.00</td> <td>37.96</td> <td>32.87</td> <td>5.66</td> <td>33.95</td> <td>163</td> <td>204</td> <td>Average</td> </tr> </tbody> </table>	Freq	Level	Limit	Line	Level Factor	Loss Factor	A/Pos	T/Pos	Remark	MHz	dBuV/m	dB	dBuV/m	dBuV/m	dB	dB	cm	deg	1	2462.52	45.74	-18.26	54.00	37.96	32.87	5.66	33.95	163	204	Average	<p>Date: 2 Date: 2022-05-25</p> <p>Site Condition : 03CH02-SZ AVG_54 3m HF_ANT_3117_0107 HORIZONTAL RSW:1000.000kHz VBW:1.000kHz Project : 211916-01 Mode : Mode 22 SN : #19 080227012194000K Plane : Z with Accessory setting : MCS0 power setting 16</p> <table border="1"> <thead> <tr> <th>Freq</th> <th>Level</th> <th>Limit</th> <th>Line</th> <th>Level Factor</th> <th>Loss Factor</th> <th>A/Pos</th> <th>T/Pos</th> <th>Remark</th> </tr> <tr> <th>MHz</th> <th>dBuV/m</th> <th>dB</th> <th>dBuV/m</th> <th>dBuV/m</th> <th>dB</th> <th>dB</th> <th>cm</th> <th>deg</th> </tr> </thead> <tbody> <tr> <td>1</td> <td>2462.00</td> <td>89.89</td> <td>35.89</td> <td>54.00</td> <td>85.47</td> <td>32.83</td> <td>5.64</td> <td>32.85</td> <td>163</td> <td>204</td> <td>Average</td> </tr> </tbody> </table>	Freq	Level	Limit	Line	Level Factor	Loss Factor	A/Pos	T/Pos	Remark	MHz	dBuV/m	dB	dBuV/m	dBuV/m	dB	dB	cm	deg	1	2462.00	89.89	35.89	54.00	85.47	32.83	5.64	32.85	163	204	Average
Freq	Level	Limit	Line	Level Factor	Loss Factor	A/Pos	T/Pos	Remark																																																						
MHz	dBuV/m	dB	dBuV/m	dBuV/m	dB	dB	cm	deg																																																						
1	2462.52	45.74	-18.26	54.00	37.96	32.87	5.66	33.95	163	204	Average																																																			
Freq	Level	Limit	Line	Level Factor	Loss Factor	A/Pos	T/Pos	Remark																																																						
MHz	dBuV/m	dB	dBuV/m	dBuV/m	dB	dB	cm	deg																																																						
1	2462.00	89.89	35.89	54.00	85.47	32.83	5.64	32.85	163	204	Average																																																			



WIFI	2.4GHz 2400~2483.5MHz Fundamental @ 3m																																																															
ANT	802.11n HT20 CH11 2462MHz																																																															
1	Vertical	Fundamental																																																														
Peak	<p>Date: 7 Date: 2022-05-25</p> <p>Site : 03CH02-SZ Condition : PEAK_BE_74 3m HF_ANT_3117_0107 VERTICAL : RSW:1000.000kHz VBW:3000.000kHz Project : 211916-01 Mode : Mode 22 SN : #19 080227012194000K Plane : Z with Accessory setting : MCSO power setting 16</p> <table border="1"> <thead> <tr> <th>Freq</th> <th>Level</th> <th>Over</th> <th>Limit</th> <th>ReadAntenna</th> <th>Cable</th> <th>Preamp</th> <th>A/Pos</th> <th>T/Pos</th> <th>Remark</th> </tr> <tr> <th>MHz</th> <th>dBuV/m</th> <th>dB</th> <th>dBuV/m</th> <th>dBuV</th> <th>dB/m</th> <th>dB</th> <th>dB</th> <th>cm</th> <th>deg</th> </tr> </thead> <tbody> <tr> <td>1</td> <td>2463.52</td> <td>56.15</td> <td>-17.85</td> <td>74.00</td> <td>59.37</td> <td>32.87</td> <td>5.66</td> <td>33.95</td> <td>175</td> <td>154 Peak</td> </tr> </tbody> </table>	Freq	Level	Over	Limit	ReadAntenna	Cable	Preamp	A/Pos	T/Pos	Remark	MHz	dBuV/m	dB	dBuV/m	dBuV	dB/m	dB	dB	cm	deg	1	2463.52	56.15	-17.85	74.00	59.37	32.87	5.66	33.95	175	154 Peak	<p>Date: 5 Date: 2022-05-25</p> <p>Site : 03CH02-SZ Condition : PEAK_74 3m HF_ANT_3117_0107 VERTICAL : RSW:1000.000kHz VBW:3000.000kHz Project : 211916-01 Mode : Mode 22 SN : #19 080227012194000K Plane : Z with Accessory setting : MCSO power setting 16</p> <table border="1"> <thead> <tr> <th>Freq</th> <th>Level</th> <th>Over</th> <th>Limit</th> <th>ReadAntenna</th> <th>Cable</th> <th>Preamp</th> <th>A/Pos</th> <th>T/Pos</th> <th>Remark</th> </tr> <tr> <th>MHz</th> <th>dBuV/m</th> <th>dB</th> <th>dBuV/m</th> <th>dBuV</th> <th>dB/m</th> <th>dB</th> <th>dB</th> <th>cm</th> <th>deg</th> </tr> </thead> <tbody> <tr> <td>1</td> <td>2462.00</td> <td>87.82</td> <td>23.82</td> <td>74.00</td> <td>92.20</td> <td>32.83</td> <td>5.64</td> <td>32.85</td> <td>175</td> <td>154 Peak</td> </tr> </tbody> </table>	Freq	Level	Over	Limit	ReadAntenna	Cable	Preamp	A/Pos	T/Pos	Remark	MHz	dBuV/m	dB	dBuV/m	dBuV	dB/m	dB	dB	cm	deg	1	2462.00	87.82	23.82	74.00	92.20	32.83	5.64	32.85	175	154 Peak
Freq	Level	Over	Limit	ReadAntenna	Cable	Preamp	A/Pos	T/Pos	Remark																																																							
MHz	dBuV/m	dB	dBuV/m	dBuV	dB/m	dB	dB	cm	deg																																																							
1	2463.52	56.15	-17.85	74.00	59.37	32.87	5.66	33.95	175	154 Peak																																																						
Freq	Level	Over	Limit	ReadAntenna	Cable	Preamp	A/Pos	T/Pos	Remark																																																							
MHz	dBuV/m	dB	dBuV/m	dBuV	dB/m	dB	dB	cm	deg																																																							
1	2462.00	87.82	23.82	74.00	92.20	32.83	5.64	32.85	175	154 Peak																																																						
Avg.	<p>Date: 8 Date: 2022-05-25</p> <p>Site : 03CH02-SZ Condition : AVG_BE_54 3m HF_ANT_3117_0107 VERTICAL : RSW:1000.000kHz VBW:1.000kHz Project : 211916-01 Mode : Mode 22 SN : #19 080227012194000K Plane : Z with Accessory setting : MCSO power setting 16</p> <table border="1"> <thead> <tr> <th>Freq</th> <th>Level</th> <th>Over</th> <th>Limit</th> <th>ReadAntenna</th> <th>Cable</th> <th>Preamp</th> <th>A/Pos</th> <th>T/Pos</th> <th>Remark</th> </tr> <tr> <th>MHz</th> <th>dBuV/m</th> <th>dB</th> <th>dBuV/m</th> <th>dBuV</th> <th>dB/m</th> <th>dB</th> <th>dB</th> <th>cm</th> <th>deg</th> </tr> </thead> <tbody> <tr> <td>1</td> <td>2463.52</td> <td>43.85</td> <td>-18.95</td> <td>54.00</td> <td>37.27</td> <td>32.87</td> <td>5.66</td> <td>33.95</td> <td>175</td> <td>154 Average</td> </tr> </tbody> </table>	Freq	Level	Over	Limit	ReadAntenna	Cable	Preamp	A/Pos	T/Pos	Remark	MHz	dBuV/m	dB	dBuV/m	dBuV	dB/m	dB	dB	cm	deg	1	2463.52	43.85	-18.95	54.00	37.27	32.87	5.66	33.95	175	154 Average	<p>Date: 6 Date: 2022-05-25</p> <p>Site : 03CH02-SZ Condition : AVG_54 3m HF_ANT_3117_0107 VERTICAL : RSW:1000.000kHz VBW:1.000kHz Project : 211916-01 Mode : Mode 22 SN : #19 080227012194000K Plane : Z with Accessory setting : MCSO power setting 16</p> <table border="1"> <thead> <tr> <th>Freq</th> <th>Level</th> <th>Over</th> <th>Limit</th> <th>ReadAntenna</th> <th>Cable</th> <th>Preamp</th> <th>A/Pos</th> <th>T/Pos</th> <th>Remark</th> </tr> <tr> <th>MHz</th> <th>dBuV/m</th> <th>dB</th> <th>dBuV/m</th> <th>dBuV</th> <th>dB/m</th> <th>dB</th> <th>dB</th> <th>cm</th> <th>deg</th> </tr> </thead> <tbody> <tr> <td>1</td> <td>2462.00</td> <td>87.87</td> <td>33.87</td> <td>54.00</td> <td>82.25</td> <td>32.83</td> <td>5.64</td> <td>32.85</td> <td>175</td> <td>154 Average</td> </tr> </tbody> </table>	Freq	Level	Over	Limit	ReadAntenna	Cable	Preamp	A/Pos	T/Pos	Remark	MHz	dBuV/m	dB	dBuV/m	dBuV	dB/m	dB	dB	cm	deg	1	2462.00	87.87	33.87	54.00	82.25	32.83	5.64	32.85	175	154 Average
Freq	Level	Over	Limit	ReadAntenna	Cable	Preamp	A/Pos	T/Pos	Remark																																																							
MHz	dBuV/m	dB	dBuV/m	dBuV	dB/m	dB	dB	cm	deg																																																							
1	2463.52	43.85	-18.95	54.00	37.27	32.87	5.66	33.95	175	154 Average																																																						
Freq	Level	Over	Limit	ReadAntenna	Cable	Preamp	A/Pos	T/Pos	Remark																																																							
MHz	dBuV/m	dB	dBuV/m	dBuV	dB/m	dB	dB	cm	deg																																																							
1	2462.00	87.87	33.87	54.00	82.25	32.83	5.64	32.85	175	154 Average																																																						



WIFI	2.4GHz 2400~2483.5MHz Band Edge @ 3m																																																															
ANT	802.11n HT20 CH12 2467MHz																																																															
1	Horizontal	Fundamental																																																														
Peak	<p>Site : 03CH02-SZ Condition : PEAK_BE_74 3m HF_ANT_3117_0107 HORIZONTAL : RSW:1000.000kHz VBW:3000.000kHz Project : 211916-01 Mode : Mode 23 SN : #19 080227012194000K Plane : Z with Accessory setting : MCS0 power setting 16</p> <table border="1"> <thead> <tr> <th>Freq</th> <th>Level</th> <th>Over</th> <th>Limit</th> <th>ReadAntenna</th> <th>Cable</th> <th>Preamp</th> <th>A/Pos</th> <th>T/Pos</th> <th>Remark</th> </tr> <tr> <th>MHz</th> <th>dBuV/m</th> <th>dB</th> <th>dBuV/m</th> <th>dBuV</th> <th>dB/m</th> <th>dB</th> <th>dB</th> <th>cm</th> <th>deg</th> </tr> </thead> <tbody> <tr> <td>1</td> <td>2483.64</td> <td>64.11</td> <td>-9.89</td> <td>74.00</td> <td>58.33</td> <td>32.87</td> <td>5.66</td> <td>31.95</td> <td>162</td> <td>199 Peak</td> </tr> </tbody> </table>	Freq	Level	Over	Limit	ReadAntenna	Cable	Preamp	A/Pos	T/Pos	Remark	MHz	dBuV/m	dB	dBuV/m	dBuV	dB/m	dB	dB	cm	deg	1	2483.64	64.11	-9.89	74.00	58.33	32.87	5.66	31.95	162	199 Peak	<p>Site : 03CH02-SZ Condition : PEAK_74 3m HF_ANT_3117_0107 HORIZONTAL : RSW:1000.000kHz VBW:3000.000kHz Project : 211916-01 Mode : Mode 23 SN : #19 080227012194000K Plane : Z with Accessory setting : MCS0 power setting 16</p> <table border="1"> <thead> <tr> <th>Freq</th> <th>Level</th> <th>Over</th> <th>Limit</th> <th>ReadAntenna</th> <th>Cable</th> <th>Preamp</th> <th>A/Pos</th> <th>T/Pos</th> <th>Remark</th> </tr> <tr> <th>MHz</th> <th>dBuV/m</th> <th>dB</th> <th>dBuV/m</th> <th>dBuV</th> <th>dB/m</th> <th>dB</th> <th>dB</th> <th>cm</th> <th>deg</th> </tr> </thead> <tbody> <tr> <td>1</td> <td>2467.00</td> <td>98.46</td> <td>24.46</td> <td>74.00</td> <td>92.74</td> <td>32.83</td> <td>5.64</td> <td>31.95</td> <td>162</td> <td>199 Peak</td> </tr> </tbody> </table>	Freq	Level	Over	Limit	ReadAntenna	Cable	Preamp	A/Pos	T/Pos	Remark	MHz	dBuV/m	dB	dBuV/m	dBuV	dB/m	dB	dB	cm	deg	1	2467.00	98.46	24.46	74.00	92.74	32.83	5.64	31.95	162	199 Peak
Freq	Level	Over	Limit	ReadAntenna	Cable	Preamp	A/Pos	T/Pos	Remark																																																							
MHz	dBuV/m	dB	dBuV/m	dBuV	dB/m	dB	dB	cm	deg																																																							
1	2483.64	64.11	-9.89	74.00	58.33	32.87	5.66	31.95	162	199 Peak																																																						
Freq	Level	Over	Limit	ReadAntenna	Cable	Preamp	A/Pos	T/Pos	Remark																																																							
MHz	dBuV/m	dB	dBuV/m	dBuV	dB/m	dB	dB	cm	deg																																																							
1	2467.00	98.46	24.46	74.00	92.74	32.83	5.64	31.95	162	199 Peak																																																						
Avg.	<p>Site : 03CH02-SZ Condition : AVG_BE_54 3m HF_ANT_3117_0107 HORIZONTAL : RSW:1000.000kHz VBW:1.000kHz Project : 211916-01 Mode : Mode 23 SN : #19 080227012194000K Plane : Z with Accessory setting : MCS0 power setting 16</p> <table border="1"> <thead> <tr> <th>Freq</th> <th>Level</th> <th>Over</th> <th>Limit</th> <th>ReadAntenna</th> <th>Cable</th> <th>Preamp</th> <th>A/Pos</th> <th>T/Pos</th> <th>Remark</th> </tr> <tr> <th>MHz</th> <th>dBuV/m</th> <th>dB</th> <th>dBuV/m</th> <th>dBuV</th> <th>dB/m</th> <th>dB</th> <th>dB</th> <th>cm</th> <th>deg</th> </tr> </thead> <tbody> <tr> <td>1</td> <td>2483.52</td> <td>49.57</td> <td>-4.43</td> <td>54.00</td> <td>43.79</td> <td>32.87</td> <td>5.66</td> <td>31.95</td> <td>162</td> <td>199 Average</td> </tr> </tbody> </table>	Freq	Level	Over	Limit	ReadAntenna	Cable	Preamp	A/Pos	T/Pos	Remark	MHz	dBuV/m	dB	dBuV/m	dBuV	dB/m	dB	dB	cm	deg	1	2483.52	49.57	-4.43	54.00	43.79	32.87	5.66	31.95	162	199 Average	<p>Site : 03CH02-SZ Condition : AVG_54 3m HF_ANT_3117_0107 HORIZONTAL : RSW:1000.000kHz VBW:1.000kHz Project : 211916-01 Mode : Mode 23 SN : #19 080227012194000K Plane : Z with Accessory setting : MCS0 power setting 16</p> <table border="1"> <thead> <tr> <th>Freq</th> <th>Level</th> <th>Over</th> <th>Limit</th> <th>ReadAntenna</th> <th>Cable</th> <th>Preamp</th> <th>A/Pos</th> <th>T/Pos</th> <th>Remark</th> </tr> <tr> <th>MHz</th> <th>dBuV/m</th> <th>dB</th> <th>dBuV/m</th> <th>dBuV</th> <th>dB/m</th> <th>dB</th> <th>dB</th> <th>cm</th> <th>deg</th> </tr> </thead> <tbody> <tr> <td>1</td> <td>2467.00</td> <td>89.12</td> <td>35.12</td> <td>54.00</td> <td>85.40</td> <td>32.83</td> <td>5.64</td> <td>31.95</td> <td>162</td> <td>199 Average</td> </tr> </tbody> </table>	Freq	Level	Over	Limit	ReadAntenna	Cable	Preamp	A/Pos	T/Pos	Remark	MHz	dBuV/m	dB	dBuV/m	dBuV	dB/m	dB	dB	cm	deg	1	2467.00	89.12	35.12	54.00	85.40	32.83	5.64	31.95	162	199 Average
Freq	Level	Over	Limit	ReadAntenna	Cable	Preamp	A/Pos	T/Pos	Remark																																																							
MHz	dBuV/m	dB	dBuV/m	dBuV	dB/m	dB	dB	cm	deg																																																							
1	2483.52	49.57	-4.43	54.00	43.79	32.87	5.66	31.95	162	199 Average																																																						
Freq	Level	Over	Limit	ReadAntenna	Cable	Preamp	A/Pos	T/Pos	Remark																																																							
MHz	dBuV/m	dB	dBuV/m	dBuV	dB/m	dB	dB	cm	deg																																																							
1	2467.00	89.12	35.12	54.00	85.40	32.83	5.64	31.95	162	199 Average																																																						



WIFI	2.4GHz 2400~2483.5MHz Band Edge @ 3m																																																															
ANT	802.11n HT20 CH12 2467MHz																																																															
1	Vertical	Fundamental																																																														
Peak	<p>Site : 03CH02-SZ Condition : PEAK_BE_74 3m HF_ANT_3117_0107 VERTICAL : RSW:1000.000kHz VBW:3000.000kHz Project : 211916-01 Mode : Mode 23 SN : #19 080227012194000K Plane : Z with Accessory setting : MCS0 power setting 16</p> <table border="1"> <thead> <tr> <th>Freq</th> <th>Level</th> <th>Over</th> <th>Limit</th> <th>ReadAntenna</th> <th>Cable</th> <th>Preamp</th> <th>A/Pos</th> <th>T/Pos</th> <th>Remark</th> </tr> <tr> <th>MHz</th> <th>dBuV/m</th> <th>dB</th> <th>dBuV/m</th> <th>dBuV</th> <th>dB/m</th> <th>dB</th> <th>dB</th> <th>cm</th> <th>deg</th> </tr> </thead> <tbody> <tr> <td>1</td> <td>2467.52</td> <td>61.19</td> <td>-12.81</td> <td>74.00</td> <td>55.41</td> <td>32.87</td> <td>5.66</td> <td>31.95</td> <td>174</td> <td>141 Peak</td> </tr> </tbody> </table>	Freq	Level	Over	Limit	ReadAntenna	Cable	Preamp	A/Pos	T/Pos	Remark	MHz	dBuV/m	dB	dBuV/m	dBuV	dB/m	dB	dB	cm	deg	1	2467.52	61.19	-12.81	74.00	55.41	32.87	5.66	31.95	174	141 Peak	<p>Site : 03CH02-SZ Condition : PEAK_74 3m HF_ANT_3117_0107 VERTICAL : RSW:1000.000kHz VBW:3000.000kHz Project : 211916-01 Mode : Mode 23 SN : #19 080227012194000K Plane : Z with Accessory setting : MCS0 power setting 16</p> <table border="1"> <thead> <tr> <th>Freq</th> <th>Level</th> <th>Over</th> <th>Limit</th> <th>ReadAntenna</th> <th>Cable</th> <th>Preamp</th> <th>A/Pos</th> <th>T/Pos</th> <th>Remark</th> </tr> <tr> <th>MHz</th> <th>dBuV/m</th> <th>dB</th> <th>dBuV/m</th> <th>dBuV</th> <th>dB/m</th> <th>dB</th> <th>dB</th> <th>cm</th> <th>deg</th> </tr> </thead> <tbody> <tr> <td>1</td> <td>2467.00</td> <td>96.82</td> <td>22.82</td> <td>74.00</td> <td>91.18</td> <td>32.83</td> <td>5.64</td> <td>31.95</td> <td>174</td> <td>141 Peak</td> </tr> </tbody> </table>	Freq	Level	Over	Limit	ReadAntenna	Cable	Preamp	A/Pos	T/Pos	Remark	MHz	dBuV/m	dB	dBuV/m	dBuV	dB/m	dB	dB	cm	deg	1	2467.00	96.82	22.82	74.00	91.18	32.83	5.64	31.95	174	141 Peak
Freq	Level	Over	Limit	ReadAntenna	Cable	Preamp	A/Pos	T/Pos	Remark																																																							
MHz	dBuV/m	dB	dBuV/m	dBuV	dB/m	dB	dB	cm	deg																																																							
1	2467.52	61.19	-12.81	74.00	55.41	32.87	5.66	31.95	174	141 Peak																																																						
Freq	Level	Over	Limit	ReadAntenna	Cable	Preamp	A/Pos	T/Pos	Remark																																																							
MHz	dBuV/m	dB	dBuV/m	dBuV	dB/m	dB	dB	cm	deg																																																							
1	2467.00	96.82	22.82	74.00	91.18	32.83	5.64	31.95	174	141 Peak																																																						
Avg.	<p>Site : 03CH02-SZ Condition : AVG_BE_54 3m HF_ANT_3117_0107 VERTICAL : RSW:1000.000kHz VBW:1.000kHz Project : 211916-01 Mode : Mode 23 SN : #19 080227012194000K Plane : Z with Accessory setting : MCS0 power setting 16</p> <table border="1"> <thead> <tr> <th>Freq</th> <th>Level</th> <th>Over</th> <th>Limit</th> <th>ReadAntenna</th> <th>Cable</th> <th>Preamp</th> <th>A/Pos</th> <th>T/Pos</th> <th>Remark</th> </tr> <tr> <th>MHz</th> <th>dBuV/m</th> <th>dB</th> <th>dBuV/m</th> <th>dBuV</th> <th>dB/m</th> <th>dB</th> <th>dB</th> <th>cm</th> <th>deg</th> </tr> </thead> <tbody> <tr> <td>1</td> <td>2463.52</td> <td>46.84</td> <td>-7.16</td> <td>54.00</td> <td>41.86</td> <td>32.87</td> <td>5.66</td> <td>31.95</td> <td>174</td> <td>141 Average</td> </tr> </tbody> </table>	Freq	Level	Over	Limit	ReadAntenna	Cable	Preamp	A/Pos	T/Pos	Remark	MHz	dBuV/m	dB	dBuV/m	dBuV	dB/m	dB	dB	cm	deg	1	2463.52	46.84	-7.16	54.00	41.86	32.87	5.66	31.95	174	141 Average	<p>Site : 03CH02-SZ Condition : AVG_54 3m HF_ANT_3117_0107 VERTICAL : RSW:1000.000kHz VBW:1.000kHz Project : 211916-01 Mode : Mode 23 SN : #19 080227012194000K Plane : Z with Accessory setting : MCS0 power setting 16</p> <table border="1"> <thead> <tr> <th>Freq</th> <th>Level</th> <th>Over</th> <th>Limit</th> <th>ReadAntenna</th> <th>Cable</th> <th>Preamp</th> <th>A/Pos</th> <th>T/Pos</th> <th>Remark</th> </tr> <tr> <th>MHz</th> <th>dBuV/m</th> <th>dB</th> <th>dBuV/m</th> <th>dBuV</th> <th>dB/m</th> <th>dB</th> <th>dB</th> <th>cm</th> <th>deg</th> </tr> </thead> <tbody> <tr> <td>1</td> <td>2467.00</td> <td>86.98</td> <td>32.98</td> <td>54.00</td> <td>83.18</td> <td>32.83</td> <td>5.64</td> <td>31.95</td> <td>174</td> <td>141 Average</td> </tr> </tbody> </table>	Freq	Level	Over	Limit	ReadAntenna	Cable	Preamp	A/Pos	T/Pos	Remark	MHz	dBuV/m	dB	dBuV/m	dBuV	dB/m	dB	dB	cm	deg	1	2467.00	86.98	32.98	54.00	83.18	32.83	5.64	31.95	174	141 Average
Freq	Level	Over	Limit	ReadAntenna	Cable	Preamp	A/Pos	T/Pos	Remark																																																							
MHz	dBuV/m	dB	dBuV/m	dBuV	dB/m	dB	dB	cm	deg																																																							
1	2463.52	46.84	-7.16	54.00	41.86	32.87	5.66	31.95	174	141 Average																																																						
Freq	Level	Over	Limit	ReadAntenna	Cable	Preamp	A/Pos	T/Pos	Remark																																																							
MHz	dBuV/m	dB	dBuV/m	dBuV	dB/m	dB	dB	cm	deg																																																							
1	2467.00	86.98	32.98	54.00	83.18	32.83	5.64	31.95	174	141 Average																																																						



WIFI	2.4GHz 2400~2483.5MHz Band Edge @ 3m																																																															
ANT	802.11n HT20 CH13 2472MHz																																																															
1	Horizontal	Fundamental																																																														
Peak	<p>Site : 03CH02-SZ Condition : PEAK_BE_74 3m HF_ANT_3117_0107 HORIZONTAL : RSW:1000.000kHz VBW:3000.000kHz Project : 211916-01 Mode : Mode 24 SN : #19 080227012194000K Plane : Z with Accessory setting : MCSO power setting 14.5</p> <table border="1"> <thead> <tr> <th>Freq</th> <th>Level</th> <th>Over</th> <th>Limit</th> <th>ReadAntenna</th> <th>Cable</th> <th>Preamp</th> <th>A/Pos</th> <th>T/Pos</th> <th>Remark</th> </tr> <tr> <th>MHz</th> <th>dBuV/m</th> <th>dB</th> <th>dBuV/m</th> <th>dBuV</th> <th>dB/m</th> <th>dB</th> <th>dB</th> <th>cm</th> <th>deg</th> </tr> </thead> <tbody> <tr> <td>1</td> <td>2483.64</td> <td>66.08</td> <td>-7.92</td> <td>74.00</td> <td>69.38</td> <td>32.87</td> <td>5.66</td> <td>31.95</td> <td>204</td> <td>202 Peak</td> </tr> </tbody> </table>	Freq	Level	Over	Limit	ReadAntenna	Cable	Preamp	A/Pos	T/Pos	Remark	MHz	dBuV/m	dB	dBuV/m	dBuV	dB/m	dB	dB	cm	deg	1	2483.64	66.08	-7.92	74.00	69.38	32.87	5.66	31.95	204	202 Peak	<p>Site : 03CH02-SZ Condition : PEAK_74 3m HF_ANT_3117_0107 HORIZONTAL : RSW:1000.000kHz VBW:3000.000kHz Project : 211916-01 Mode : Mode 24 SN : #19 080227012194000K Plane : Z with Accessory setting : MCSO power setting 14.5</p> <table border="1"> <thead> <tr> <th>Freq</th> <th>Level</th> <th>Over</th> <th>Limit</th> <th>ReadAntenna</th> <th>Cable</th> <th>Preamp</th> <th>A/Pos</th> <th>T/Pos</th> <th>Remark</th> </tr> <tr> <th>MHz</th> <th>dBuV/m</th> <th>dB</th> <th>dBuV/m</th> <th>dBuV</th> <th>dB/m</th> <th>dB</th> <th>dB</th> <th>cm</th> <th>deg</th> </tr> </thead> <tbody> <tr> <td>1</td> <td>2472.00</td> <td>87.89</td> <td>23.89</td> <td>74.00</td> <td>92.11</td> <td>32.87</td> <td>5.66</td> <td>31.95</td> <td>204</td> <td>202 Peak</td> </tr> </tbody> </table>	Freq	Level	Over	Limit	ReadAntenna	Cable	Preamp	A/Pos	T/Pos	Remark	MHz	dBuV/m	dB	dBuV/m	dBuV	dB/m	dB	dB	cm	deg	1	2472.00	87.89	23.89	74.00	92.11	32.87	5.66	31.95	204	202 Peak
Freq	Level	Over	Limit	ReadAntenna	Cable	Preamp	A/Pos	T/Pos	Remark																																																							
MHz	dBuV/m	dB	dBuV/m	dBuV	dB/m	dB	dB	cm	deg																																																							
1	2483.64	66.08	-7.92	74.00	69.38	32.87	5.66	31.95	204	202 Peak																																																						
Freq	Level	Over	Limit	ReadAntenna	Cable	Preamp	A/Pos	T/Pos	Remark																																																							
MHz	dBuV/m	dB	dBuV/m	dBuV	dB/m	dB	dB	cm	deg																																																							
1	2472.00	87.89	23.89	74.00	92.11	32.87	5.66	31.95	204	202 Peak																																																						
Avg.	<p>Site : 03CH02-SZ Condition : AVG_BE_54 3m HF_ANT_3117_0107 HORIZONTAL : RSW:1000.000kHz VBW:1.000kHz Project : 211916-01 Mode : Mode 24 SN : #19 080227012194000K Plane : Z with Accessory setting : MCSO power setting 14.5</p> <table border="1"> <thead> <tr> <th>Freq</th> <th>Level</th> <th>Over</th> <th>Limit</th> <th>ReadAntenna</th> <th>Cable</th> <th>Preamp</th> <th>A/Pos</th> <th>T/Pos</th> <th>Remark</th> </tr> <tr> <th>MHz</th> <th>dBuV/m</th> <th>dB</th> <th>dBuV/m</th> <th>dBuV</th> <th>dB/m</th> <th>dB</th> <th>dB</th> <th>cm</th> <th>deg</th> </tr> </thead> <tbody> <tr> <td>1</td> <td>2483.52</td> <td>58.77</td> <td>-3.23</td> <td>54.00</td> <td>44.99</td> <td>32.87</td> <td>5.66</td> <td>31.95</td> <td>204</td> <td>202 Average</td> </tr> </tbody> </table>	Freq	Level	Over	Limit	ReadAntenna	Cable	Preamp	A/Pos	T/Pos	Remark	MHz	dBuV/m	dB	dBuV/m	dBuV	dB/m	dB	dB	cm	deg	1	2483.52	58.77	-3.23	54.00	44.99	32.87	5.66	31.95	204	202 Average	<p>Site : 03CH02-SZ Condition : AVG_54 3m HF_ANT_3117_0107 HORIZONTAL : RSW:1000.000kHz VBW:1.000kHz Project : 211916-01 Mode : Mode 24 SN : #19 080227012194000K Plane : Z with Accessory setting : MCSO power setting 14.5</p> <table border="1"> <thead> <tr> <th>Freq</th> <th>Level</th> <th>Over</th> <th>Limit</th> <th>ReadAntenna</th> <th>Cable</th> <th>Preamp</th> <th>A/Pos</th> <th>T/Pos</th> <th>Remark</th> </tr> <tr> <th>MHz</th> <th>dBuV/m</th> <th>dB</th> <th>dBuV/m</th> <th>dBuV</th> <th>dB/m</th> <th>dB</th> <th>dB</th> <th>cm</th> <th>deg</th> </tr> </thead> <tbody> <tr> <td>1</td> <td>2472.00</td> <td>88.62</td> <td>34.62</td> <td>54.00</td> <td>82.84</td> <td>32.87</td> <td>5.66</td> <td>31.95</td> <td>204</td> <td>202 Average</td> </tr> </tbody> </table>	Freq	Level	Over	Limit	ReadAntenna	Cable	Preamp	A/Pos	T/Pos	Remark	MHz	dBuV/m	dB	dBuV/m	dBuV	dB/m	dB	dB	cm	deg	1	2472.00	88.62	34.62	54.00	82.84	32.87	5.66	31.95	204	202 Average
Freq	Level	Over	Limit	ReadAntenna	Cable	Preamp	A/Pos	T/Pos	Remark																																																							
MHz	dBuV/m	dB	dBuV/m	dBuV	dB/m	dB	dB	cm	deg																																																							
1	2483.52	58.77	-3.23	54.00	44.99	32.87	5.66	31.95	204	202 Average																																																						
Freq	Level	Over	Limit	ReadAntenna	Cable	Preamp	A/Pos	T/Pos	Remark																																																							
MHz	dBuV/m	dB	dBuV/m	dBuV	dB/m	dB	dB	cm	deg																																																							
1	2472.00	88.62	34.62	54.00	82.84	32.87	5.66	31.95	204	202 Average																																																						



WIFI	2.4GHz 2400~2483.5MHz Band Edge @ 3m																																																															
ANT	802.11n HT20 CH13 2472MHz																																																															
1	Vertical	Fundamental																																																														
Peak	<p>Site : 03CH02-SZ Condition : PEAK_BE_74 3m HF_ANT_3117_0107 VERTICAL RSW: 1000.000kHz VBW: 3000.000kHz Project : 211916-01 Mode : Mode 24 SN : #19 080227012194000K Plane : Z with Accessory setting : MCS0 power setting 14.5</p> <table border="1"> <thead> <tr> <th>Freq</th> <th>Level</th> <th>Over</th> <th>Limit</th> <th>ReadAntenna</th> <th>Cable</th> <th>Preamp</th> <th>A/Pos</th> <th>T/Pos</th> <th>Remark</th> </tr> <tr> <th>MHz</th> <th>dBuV/m</th> <th>dB</th> <th>dBuV/m</th> <th>dBuV</th> <th>dB/m</th> <th>dB</th> <th>dB</th> <th>cm</th> <th>deg</th> </tr> </thead> <tbody> <tr> <td>1</td> <td>2472.00</td> <td>74.00</td> <td>-9.76</td> <td>74.00</td> <td>58.46</td> <td>32.87</td> <td>5.66</td> <td>31.95</td> <td>148</td> <td>155 Peak</td> </tr> </tbody> </table>	Freq	Level	Over	Limit	ReadAntenna	Cable	Preamp	A/Pos	T/Pos	Remark	MHz	dBuV/m	dB	dBuV/m	dBuV	dB/m	dB	dB	cm	deg	1	2472.00	74.00	-9.76	74.00	58.46	32.87	5.66	31.95	148	155 Peak	<p>Site : 03CH02-SZ Condition : PEAK_74 3m HF_ANT_3117_0107 VERTICAL RSW: 1000.000kHz VBW: 3000.000kHz Project : 211916-01 Mode : Mode 24 SN : #19 080227012194000K Plane : Z with Accessory setting : MCS0 power setting 14.5</p> <table border="1"> <thead> <tr> <th>Freq</th> <th>Level</th> <th>Over</th> <th>Limit</th> <th>ReadAntenna</th> <th>Cable</th> <th>Preamp</th> <th>A/Pos</th> <th>T/Pos</th> <th>Remark</th> </tr> <tr> <th>MHz</th> <th>dBuV/m</th> <th>dB</th> <th>dBuV/m</th> <th>dBuV</th> <th>dB/m</th> <th>dB</th> <th>dB</th> <th>cm</th> <th>deg</th> </tr> </thead> <tbody> <tr> <td>1</td> <td>2472.00</td> <td>74.00</td> <td>-9.76</td> <td>74.00</td> <td>58.46</td> <td>32.87</td> <td>5.66</td> <td>31.95</td> <td>148</td> <td>155 Peak</td> </tr> </tbody> </table>	Freq	Level	Over	Limit	ReadAntenna	Cable	Preamp	A/Pos	T/Pos	Remark	MHz	dBuV/m	dB	dBuV/m	dBuV	dB/m	dB	dB	cm	deg	1	2472.00	74.00	-9.76	74.00	58.46	32.87	5.66	31.95	148	155 Peak
Freq	Level	Over	Limit	ReadAntenna	Cable	Preamp	A/Pos	T/Pos	Remark																																																							
MHz	dBuV/m	dB	dBuV/m	dBuV	dB/m	dB	dB	cm	deg																																																							
1	2472.00	74.00	-9.76	74.00	58.46	32.87	5.66	31.95	148	155 Peak																																																						
Freq	Level	Over	Limit	ReadAntenna	Cable	Preamp	A/Pos	T/Pos	Remark																																																							
MHz	dBuV/m	dB	dBuV/m	dBuV	dB/m	dB	dB	cm	deg																																																							
1	2472.00	74.00	-9.76	74.00	58.46	32.87	5.66	31.95	148	155 Peak																																																						
Avg.	<p>Site : 03CH02-SZ Condition : AVG_BE_54 3m HF_ANT_3117_0107 VERTICAL RSW: 1000.000kHz VBW: 1.000kHz Project : 211916-01 Mode : Mode 24 SN : #19 080227012194000K Plane : Z with Accessory setting : MCS0 power setting 14.5</p> <table border="1"> <thead> <tr> <th>Freq</th> <th>Level</th> <th>Over</th> <th>Limit</th> <th>ReadAntenna</th> <th>Cable</th> <th>Preamp</th> <th>A/Pos</th> <th>T/Pos</th> <th>Remark</th> </tr> <tr> <th>MHz</th> <th>dBuV/m</th> <th>dB</th> <th>dBuV/m</th> <th>dBuV</th> <th>dB/m</th> <th>dB</th> <th>dB</th> <th>cm</th> <th>deg</th> </tr> </thead> <tbody> <tr> <td>1</td> <td>2472.00</td> <td>54.00</td> <td>-4.68</td> <td>54.00</td> <td>43.62</td> <td>32.87</td> <td>5.66</td> <td>31.95</td> <td>148</td> <td>155 Average</td> </tr> </tbody> </table>	Freq	Level	Over	Limit	ReadAntenna	Cable	Preamp	A/Pos	T/Pos	Remark	MHz	dBuV/m	dB	dBuV/m	dBuV	dB/m	dB	dB	cm	deg	1	2472.00	54.00	-4.68	54.00	43.62	32.87	5.66	31.95	148	155 Average	<p>Site : 03CH02-SZ Condition : AVG_54 3m HF_ANT_3117_0107 VERTICAL RSW: 1000.000kHz VBW: 1.000kHz Project : 211916-01 Mode : Mode 24 SN : #19 080227012194000K Plane : Z with Accessory setting : MCS0 power setting 14.5</p> <table border="1"> <thead> <tr> <th>Freq</th> <th>Level</th> <th>Over</th> <th>Limit</th> <th>ReadAntenna</th> <th>Cable</th> <th>Preamp</th> <th>A/Pos</th> <th>T/Pos</th> <th>Remark</th> </tr> <tr> <th>MHz</th> <th>dBuV/m</th> <th>dB</th> <th>dBuV/m</th> <th>dBuV</th> <th>dB/m</th> <th>dB</th> <th>dB</th> <th>cm</th> <th>deg</th> </tr> </thead> <tbody> <tr> <td>1</td> <td>2472.00</td> <td>54.00</td> <td>-4.68</td> <td>54.00</td> <td>43.62</td> <td>32.87</td> <td>5.66</td> <td>31.95</td> <td>148</td> <td>155 Average</td> </tr> </tbody> </table>	Freq	Level	Over	Limit	ReadAntenna	Cable	Preamp	A/Pos	T/Pos	Remark	MHz	dBuV/m	dB	dBuV/m	dBuV	dB/m	dB	dB	cm	deg	1	2472.00	54.00	-4.68	54.00	43.62	32.87	5.66	31.95	148	155 Average
Freq	Level	Over	Limit	ReadAntenna	Cable	Preamp	A/Pos	T/Pos	Remark																																																							
MHz	dBuV/m	dB	dBuV/m	dBuV	dB/m	dB	dB	cm	deg																																																							
1	2472.00	54.00	-4.68	54.00	43.62	32.87	5.66	31.95	148	155 Average																																																						
Freq	Level	Over	Limit	ReadAntenna	Cable	Preamp	A/Pos	T/Pos	Remark																																																							
MHz	dBuV/m	dB	dBuV/m	dBuV	dB/m	dB	dB	cm	deg																																																							
1	2472.00	54.00	-4.68	54.00	43.62	32.87	5.66	31.95	148	155 Average																																																						



2.4GHz 2400~2483.5MHz
WIFI 802.11b (Harmonic @ 3m)

WIFI	2.4GHz 2400~2483.5MHz Harmonic @ 3m																																																																														
ANT	802.11b CH01 2412MHz																																																																														
1	Horizontal	Vertical																																																																													
Peak Avg.	<p>Date: 13 Level (dBuV/m)</p> <p>Date: 2022-05-23</p> <p>Site : 03CH02-SZ Condition : PEAK_74 3m HF_ANT_3117_0107 HORIZONTAL Project : 211916 Mode : Mode 10 SN : #19 G08227012194000K Plane : Z with Accessory setting : 1M power setting 17</p> <table border="1"> <thead> <tr> <th>Freq</th> <th>Level</th> <th>Limit</th> <th>Over</th> <th>Line</th> <th>ReadAntenna</th> <th>Cable</th> <th>Preamp</th> <th>A/Pos</th> <th>T/Pos</th> <th>Remark</th> </tr> <tr> <th>MHz</th> <th>dBuV/m</th> <th>dB</th> <th>dBuV/m</th> <th>dBuV</th> <th>dB/m</th> <th>dB</th> <th>dB</th> <th>cm</th> <th>deg</th> <th></th> </tr> </thead> <tbody> <tr> <td>1</td> <td>4824.00</td> <td>51.04</td> <td>-22.90</td> <td>74.00</td> <td>66.43</td> <td>53.00</td> <td>0.71</td> <td>57.90</td> <td>119</td> <td>192 Peak</td> </tr> <tr> <td>2</td> <td>4824.00</td> <td>47.16</td> <td>-16.40</td> <td>54.00</td> <td>62.97</td> <td>53.00</td> <td>0.71</td> <td>53.00</td> <td>119</td> <td>100 Average</td> </tr> </tbody> </table>	Freq	Level	Limit	Over	Line	ReadAntenna	Cable	Preamp	A/Pos	T/Pos	Remark	MHz	dBuV/m	dB	dBuV/m	dBuV	dB/m	dB	dB	cm	deg		1	4824.00	51.04	-22.90	74.00	66.43	53.00	0.71	57.90	119	192 Peak	2	4824.00	47.16	-16.40	54.00	62.97	53.00	0.71	53.00	119	100 Average	<p>Date: 14 Level (dBuV/m)</p> <p>Date: 2022-05-24</p> <p>Site : 03CH02-SZ Condition : PEAK_74 3m HF_ANT_3117_0107 VERTICAL Project : 211916 Mode : Mode 10 SN : #19 G08227012194000K Plane : Z with Accessory setting : 1M power setting 17</p> <table border="1"> <thead> <tr> <th>Freq</th> <th>Level</th> <th>Limit</th> <th>Over</th> <th>Line</th> <th>ReadAntenna</th> <th>Cable</th> <th>Preamp</th> <th>A/Pos</th> <th>T/Pos</th> <th>Remark</th> </tr> <tr> <th>MHz</th> <th>dBuV/m</th> <th>dB</th> <th>dBuV/m</th> <th>dBuV</th> <th>dB/m</th> <th>dB</th> <th>dB</th> <th>cm</th> <th>deg</th> <th></th> </tr> </thead> <tbody> <tr> <td>1</td> <td>4824.00</td> <td>48.94</td> <td>-20.16</td> <td>74.00</td> <td>64.23</td> <td>53.00</td> <td>0.71</td> <td>57.90</td> <td>...</td> <td>Peak</td> </tr> </tbody> </table>	Freq	Level	Limit	Over	Line	ReadAntenna	Cable	Preamp	A/Pos	T/Pos	Remark	MHz	dBuV/m	dB	dBuV/m	dBuV	dB/m	dB	dB	cm	deg		1	4824.00	48.94	-20.16	74.00	64.23	53.00	0.71	57.90	...	Peak
Freq	Level	Limit	Over	Line	ReadAntenna	Cable	Preamp	A/Pos	T/Pos	Remark																																																																					
MHz	dBuV/m	dB	dBuV/m	dBuV	dB/m	dB	dB	cm	deg																																																																						
1	4824.00	51.04	-22.90	74.00	66.43	53.00	0.71	57.90	119	192 Peak																																																																					
2	4824.00	47.16	-16.40	54.00	62.97	53.00	0.71	53.00	119	100 Average																																																																					
Freq	Level	Limit	Over	Line	ReadAntenna	Cable	Preamp	A/Pos	T/Pos	Remark																																																																					
MHz	dBuV/m	dB	dBuV/m	dBuV	dB/m	dB	dB	cm	deg																																																																						
1	4824.00	48.94	-20.16	74.00	64.23	53.00	0.71	57.90	...	Peak																																																																					



WIFI	2.4GHz 2400~2483.5MHz Harmonic @ 3m																																																																																																				
ANT	802.11b CH06 2437MHz																																																																																																				
1	Horizontal	Vertical																																																																																																			
Peak Avg.	<p>Date: 17</p> <p>Date: 2022-05-25</p> <p>Site : 03CH02-SZ Condition : PEAK_74 3m HF_ANT_3117_0107 HORIZONTAL Project : 211916 Mode : Mode 11 SN : #19 GB227012194000K Plane : Z with Accessory setting : 1M power setting 17</p> <table border="1"> <thead> <tr> <th>Freq</th> <th>Level</th> <th>Over</th> <th>Limit</th> <th>Level</th> <th>Factor</th> <th>Loss</th> <th>Factor</th> <th>A/Pos</th> <th>T/Pos</th> <th>Remark</th> </tr> <tr> <th>MHz</th> <th>dBuV/m</th> <th>dB</th> <th>dBuV/m</th> <th>dBuV/m</th> <th>dB</th> <th>dB</th> <th>dB</th> <th>cm</th> <th>deg</th> <th></th> </tr> </thead> <tbody> <tr> <td>1</td> <td>4874.00</td> <td>52.98</td> <td>-21.58</td> <td>74.00</td> <td>67.88</td> <td>33.73</td> <td>8.79</td> <td>57.98</td> <td>146</td> <td>193 Peak</td> </tr> <tr> <td>2</td> <td>4876.00</td> <td>49.75</td> <td>-14.25</td> <td>54.00</td> <td>65.13</td> <td>33.73</td> <td>8.79</td> <td>57.98</td> <td>146</td> <td>193 average</td> </tr> <tr> <td>3</td> <td>7311.00</td> <td>45.24</td> <td>-28.76</td> <td>74.00</td> <td>57.98</td> <td>35.72</td> <td>11.89</td> <td>59.47</td> <td>---</td> <td>--- Peak</td> </tr> </tbody> </table>	Freq	Level	Over	Limit	Level	Factor	Loss	Factor	A/Pos	T/Pos	Remark	MHz	dBuV/m	dB	dBuV/m	dBuV/m	dB	dB	dB	cm	deg		1	4874.00	52.98	-21.58	74.00	67.88	33.73	8.79	57.98	146	193 Peak	2	4876.00	49.75	-14.25	54.00	65.13	33.73	8.79	57.98	146	193 average	3	7311.00	45.24	-28.76	74.00	57.98	35.72	11.89	59.47	---	--- Peak	<p>Date: 18</p> <p>Date: 2022-05-25</p> <p>Site : 03CH02-SZ Condition : PEAK_74 3m HF_ANT_3117_0107 VERTICAL Project : 211916 Mode : Mode 11 SN : #19 GB227012194000K Plane : Z with Accessory setting : 1M power setting 17</p> <table border="1"> <thead> <tr> <th>Freq</th> <th>Level</th> <th>Over</th> <th>Limit</th> <th>Level</th> <th>Factor</th> <th>Loss</th> <th>Factor</th> <th>A/Pos</th> <th>T/Pos</th> <th>Remark</th> </tr> <tr> <th>MHz</th> <th>dBuV/m</th> <th>dB</th> <th>dBuV/m</th> <th>dBuV/m</th> <th>dB</th> <th>dB</th> <th>dB</th> <th>cm</th> <th>deg</th> <th></th> </tr> </thead> <tbody> <tr> <td>1</td> <td>4874.00</td> <td>58.38</td> <td>-15.62</td> <td>74.00</td> <td>65.76</td> <td>33.73</td> <td>8.79</td> <td>57.98</td> <td>---</td> <td>--- Peak</td> </tr> <tr> <td>2</td> <td>7311.00</td> <td>45.80</td> <td>-28.97</td> <td>74.00</td> <td>57.69</td> <td>35.72</td> <td>11.89</td> <td>59.47</td> <td>---</td> <td>--- Peak</td> </tr> </tbody> </table>	Freq	Level	Over	Limit	Level	Factor	Loss	Factor	A/Pos	T/Pos	Remark	MHz	dBuV/m	dB	dBuV/m	dBuV/m	dB	dB	dB	cm	deg		1	4874.00	58.38	-15.62	74.00	65.76	33.73	8.79	57.98	---	--- Peak	2	7311.00	45.80	-28.97	74.00	57.69	35.72	11.89	59.47	---	--- Peak
	Freq	Level	Over	Limit	Level	Factor	Loss	Factor	A/Pos	T/Pos	Remark																																																																																										
MHz	dBuV/m	dB	dBuV/m	dBuV/m	dB	dB	dB	cm	deg																																																																																												
1	4874.00	52.98	-21.58	74.00	67.88	33.73	8.79	57.98	146	193 Peak																																																																																											
2	4876.00	49.75	-14.25	54.00	65.13	33.73	8.79	57.98	146	193 average																																																																																											
3	7311.00	45.24	-28.76	74.00	57.98	35.72	11.89	59.47	---	--- Peak																																																																																											
Freq	Level	Over	Limit	Level	Factor	Loss	Factor	A/Pos	T/Pos	Remark																																																																																											
MHz	dBuV/m	dB	dBuV/m	dBuV/m	dB	dB	dB	cm	deg																																																																																												
1	4874.00	58.38	-15.62	74.00	65.76	33.73	8.79	57.98	---	--- Peak																																																																																											
2	7311.00	45.80	-28.97	74.00	57.69	35.72	11.89	59.47	---	--- Peak																																																																																											



WIFI	2.4GHz 2400~2483.5MHz Harmonic @ 3m																																																																																																
ANT	802.11b CH11 2462MHz																																																																																																
1	Horizontal	Vertical																																																																																															
Peak Avg.	<p>Date: 13</p> <p>Date: 2022-05-25</p> <p>Site : 03CH02-SZ Condition : PEAK_74 3m HF_ANT_3117_0107 HORIZONTAL Project : 211916 Mode : Mode 12 SN : #19 GB22701219400K Plane : Z with Accessory setting : 1M power setting 17</p> <table border="1"> <thead> <tr> <th>Freq</th> <th>Level</th> <th>Limit</th> <th>Over</th> <th>Line</th> <th>Level Factor</th> <th>Loss Factor</th> <th>A/Pos</th> <th>T/Pos</th> <th>Remark</th> </tr> <tr> <th>MHz</th> <th>dBuV/m</th> <th>dB</th> <th>dBuV/m</th> <th>dBuV/m</th> <th>dB/m</th> <th>dB</th> <th>cm</th> <th>deg</th> <th></th> </tr> </thead> <tbody> <tr> <td>1</td> <td>4924.00</td> <td>51.59</td> <td>-22.41</td> <td>74.00</td> <td>66.89</td> <td>33.78</td> <td>8.98</td> <td>57.98</td> <td>130</td> <td>197 Peak</td> </tr> <tr> <td>2</td> <td>4924.00</td> <td>48.92</td> <td>-15.08</td> <td>54.00</td> <td>64.12</td> <td>33.78</td> <td>8.98</td> <td>57.98</td> <td>130</td> <td>197 Average</td> </tr> <tr> <td>3</td> <td>7386.00</td> <td>45.11</td> <td>-28.89</td> <td>74.00</td> <td>57.98</td> <td>35.76</td> <td>11.08</td> <td>59.71</td> <td>---</td> <td>--- Peak</td> </tr> </tbody> </table>	Freq	Level	Limit	Over	Line	Level Factor	Loss Factor	A/Pos	T/Pos	Remark	MHz	dBuV/m	dB	dBuV/m	dBuV/m	dB/m	dB	cm	deg		1	4924.00	51.59	-22.41	74.00	66.89	33.78	8.98	57.98	130	197 Peak	2	4924.00	48.92	-15.08	54.00	64.12	33.78	8.98	57.98	130	197 Average	3	7386.00	45.11	-28.89	74.00	57.98	35.76	11.08	59.71	---	--- Peak	<p>Date: 14</p> <p>Date: 2022-05-25</p> <p>Site : 03CH02-SZ Condition : PEAK_74 3m HF_ANT_3117_0107 VERTICAL Project : 211916 Mode : Mode 12 SN : #19 GB22701219400K Plane : Z with Accessory setting : 1M power setting 17</p> <table border="1"> <thead> <tr> <th>Freq</th> <th>Level</th> <th>Limit</th> <th>Over</th> <th>Line</th> <th>Level Factor</th> <th>Loss Factor</th> <th>A/Pos</th> <th>T/Pos</th> <th>Remark</th> </tr> <tr> <th>MHz</th> <th>dBuV/m</th> <th>dB</th> <th>dBuV/m</th> <th>dBuV/m</th> <th>dB/m</th> <th>dB</th> <th>cm</th> <th>deg</th> <th></th> </tr> </thead> <tbody> <tr> <td>1</td> <td>4924.00</td> <td>49.35</td> <td>-24.65</td> <td>74.00</td> <td>64.65</td> <td>33.78</td> <td>8.98</td> <td>57.98</td> <td>---</td> <td>--- Peak</td> </tr> <tr> <td>2</td> <td>7386.00</td> <td>44.65</td> <td>-29.34</td> <td>74.00</td> <td>57.53</td> <td>35.76</td> <td>11.08</td> <td>59.71</td> <td>---</td> <td>--- Peak</td> </tr> </tbody> </table>	Freq	Level	Limit	Over	Line	Level Factor	Loss Factor	A/Pos	T/Pos	Remark	MHz	dBuV/m	dB	dBuV/m	dBuV/m	dB/m	dB	cm	deg		1	4924.00	49.35	-24.65	74.00	64.65	33.78	8.98	57.98	---	--- Peak	2	7386.00	44.65	-29.34	74.00	57.53	35.76	11.08	59.71	---	--- Peak
	Freq	Level	Limit	Over	Line	Level Factor	Loss Factor	A/Pos	T/Pos	Remark																																																																																							
MHz	dBuV/m	dB	dBuV/m	dBuV/m	dB/m	dB	cm	deg																																																																																									
1	4924.00	51.59	-22.41	74.00	66.89	33.78	8.98	57.98	130	197 Peak																																																																																							
2	4924.00	48.92	-15.08	54.00	64.12	33.78	8.98	57.98	130	197 Average																																																																																							
3	7386.00	45.11	-28.89	74.00	57.98	35.76	11.08	59.71	---	--- Peak																																																																																							
Freq	Level	Limit	Over	Line	Level Factor	Loss Factor	A/Pos	T/Pos	Remark																																																																																								
MHz	dBuV/m	dB	dBuV/m	dBuV/m	dB/m	dB	cm	deg																																																																																									
1	4924.00	49.35	-24.65	74.00	64.65	33.78	8.98	57.98	---	--- Peak																																																																																							
2	7386.00	44.65	-29.34	74.00	57.53	35.76	11.08	59.71	---	--- Peak																																																																																							



WIFI	2.4GHz 2400~2483.5MHz Harmonic @ 3m																																																																																																				
ANT	802.11b CH12 2467MHz																																																																																																				
1	Horizontal	Vertical																																																																																																			
Peak Avg.	<p>Date: 13 Date: 2022-05-25</p> <p>Site : 03CH02-SZ Condition : PEAK_74 3m HF_ANT_3117_0107 HORIZONTAL Project : 211916 Mode : Mode 13 SN : #19 GB22701219400K Plane : Z with Accessory setting : 1M power setting 17</p> <table border="1"> <thead> <tr> <th>Freq</th> <th>Level</th> <th>Over</th> <th>Limit</th> <th>Level</th> <th>Factor</th> <th>Loss</th> <th>Factor</th> <th>A/Pos</th> <th>T/Pos</th> <th>Remark</th> </tr> <tr> <th>MHz</th> <th>dBuV/m</th> <th>dB</th> <th>dBuV/m</th> <th>dBuV/m</th> <th>dB/m</th> <th>dB</th> <th>dB</th> <th>cm</th> <th>deg</th> <th></th> </tr> </thead> <tbody> <tr> <td>1</td> <td>4934.00</td> <td>51.55</td> <td>-22.45</td> <td>74.00</td> <td>66.85</td> <td>33.70</td> <td>8.90</td> <td>57.90</td> <td>120</td> <td>100 Peak</td> </tr> <tr> <td>2</td> <td>4934.00</td> <td>48.37</td> <td>-15.63</td> <td>54.00</td> <td>63.47</td> <td>33.70</td> <td>8.90</td> <td>57.90</td> <td>120</td> <td>150 Average</td> </tr> <tr> <td>3</td> <td>7481.00</td> <td>45.50</td> <td>-20.50</td> <td>74.00</td> <td>58.39</td> <td>35.77</td> <td>11.10</td> <td>59.76</td> <td>---</td> <td>Peak</td> </tr> </tbody> </table>	Freq	Level	Over	Limit	Level	Factor	Loss	Factor	A/Pos	T/Pos	Remark	MHz	dBuV/m	dB	dBuV/m	dBuV/m	dB/m	dB	dB	cm	deg		1	4934.00	51.55	-22.45	74.00	66.85	33.70	8.90	57.90	120	100 Peak	2	4934.00	48.37	-15.63	54.00	63.47	33.70	8.90	57.90	120	150 Average	3	7481.00	45.50	-20.50	74.00	58.39	35.77	11.10	59.76	---	Peak	<p>Date: 14 Date: 2022-05-25</p> <p>Site : 03CH02-SZ Condition : PEAK_74 3m HF_ANT_3117_0107 VERTICAL Project : 211916 Mode : Mode 13 SN : #19 GB22701219400K Plane : Z with Accessory setting : 1M power setting 17</p> <table border="1"> <thead> <tr> <th>Freq</th> <th>Level</th> <th>Over</th> <th>Limit</th> <th>Level</th> <th>Factor</th> <th>Loss</th> <th>Factor</th> <th>A/Pos</th> <th>T/Pos</th> <th>Remark</th> </tr> <tr> <th>MHz</th> <th>dBuV/m</th> <th>dB</th> <th>dBuV/m</th> <th>dBuV/m</th> <th>dB/m</th> <th>dB</th> <th>dB</th> <th>cm</th> <th>deg</th> <th></th> </tr> </thead> <tbody> <tr> <td>1</td> <td>4934.00</td> <td>50.52</td> <td>-23.48</td> <td>74.00</td> <td>65.85</td> <td>33.70</td> <td>8.90</td> <td>57.90</td> <td>---</td> <td>Peak</td> </tr> <tr> <td>2</td> <td>7481.00</td> <td>45.81</td> <td>-20.59</td> <td>74.00</td> <td>57.90</td> <td>35.77</td> <td>11.10</td> <td>59.76</td> <td>---</td> <td>Peak</td> </tr> </tbody> </table>	Freq	Level	Over	Limit	Level	Factor	Loss	Factor	A/Pos	T/Pos	Remark	MHz	dBuV/m	dB	dBuV/m	dBuV/m	dB/m	dB	dB	cm	deg		1	4934.00	50.52	-23.48	74.00	65.85	33.70	8.90	57.90	---	Peak	2	7481.00	45.81	-20.59	74.00	57.90	35.77	11.10	59.76	---	Peak
	Freq	Level	Over	Limit	Level	Factor	Loss	Factor	A/Pos	T/Pos	Remark																																																																																										
MHz	dBuV/m	dB	dBuV/m	dBuV/m	dB/m	dB	dB	cm	deg																																																																																												
1	4934.00	51.55	-22.45	74.00	66.85	33.70	8.90	57.90	120	100 Peak																																																																																											
2	4934.00	48.37	-15.63	54.00	63.47	33.70	8.90	57.90	120	150 Average																																																																																											
3	7481.00	45.50	-20.50	74.00	58.39	35.77	11.10	59.76	---	Peak																																																																																											
Freq	Level	Over	Limit	Level	Factor	Loss	Factor	A/Pos	T/Pos	Remark																																																																																											
MHz	dBuV/m	dB	dBuV/m	dBuV/m	dB/m	dB	dB	cm	deg																																																																																												
1	4934.00	50.52	-23.48	74.00	65.85	33.70	8.90	57.90	---	Peak																																																																																											
2	7481.00	45.81	-20.59	74.00	57.90	35.77	11.10	59.76	---	Peak																																																																																											



WIFI	2.4GHz 2400~2483.5MHz Harmonic @ 3m																																																																																	
ANT	802.11b CH13 2472MHz																																																																																	
1	Horizontal	Vertical																																																																																
Peak Avg.	<p>Date: 13 Date: 2022-05-25</p> <p>Site : 03CH02-SZ Condition : PEAK_74 3m HF_ANT_3117_0107 HORIZONTAL Project : 211916 Mode : Mode 14 SN : #19 GB227012194000K Plane : Z with Accessory setting : 1M power setting 17</p> <table border="1"> <thead> <tr> <th>Freq</th> <th>Level</th> <th>Limit</th> <th>Over</th> <th>Line</th> <th>Level Factor</th> <th>Loss Factor</th> <th>A/Pos</th> <th>T/Pos</th> <th>Remark</th> </tr> <tr> <th>MHz</th> <th>dBuV/m</th> <th>dB</th> <th>dBuV/m</th> <th>dBuV/m</th> <th>dB</th> <th>dB</th> <th>cm</th> <th>deg</th> <th></th> </tr> </thead> <tbody> <tr> <td>1</td> <td>4944.00</td> <td>48.00</td> <td>-25.12</td> <td>74.00</td> <td>64.14</td> <td>33.78</td> <td>8.34</td> <td>57.98</td> <td>... Peak</td> </tr> <tr> <td>2</td> <td>7436.00</td> <td>44.44</td> <td>-29.58</td> <td>74.00</td> <td>57.33</td> <td>35.77</td> <td>11.18</td> <td>59.76</td> <td>... Peak</td> </tr> </tbody> </table>	Freq	Level	Limit	Over	Line	Level Factor	Loss Factor	A/Pos	T/Pos	Remark	MHz	dBuV/m	dB	dBuV/m	dBuV/m	dB	dB	cm	deg		1	4944.00	48.00	-25.12	74.00	64.14	33.78	8.34	57.98	... Peak	2	7436.00	44.44	-29.58	74.00	57.33	35.77	11.18	59.76	... Peak	<p>Date: 14 Date: 2022-05-25</p> <p>Site : 03CH02-SZ Condition : PEAK_74 3m HF_ANT_3117_0107 VERTICAL Project : 211916 Mode : Mode 14 SN : #19 GB227012194000K Plane : Z with Accessory setting : 1M power setting 17</p> <table border="1"> <thead> <tr> <th>Freq</th> <th>Level</th> <th>Limit</th> <th>Over</th> <th>Line</th> <th>Level Factor</th> <th>Loss Factor</th> <th>A/Pos</th> <th>T/Pos</th> <th>Remark</th> </tr> <tr> <th>MHz</th> <th>dBuV/m</th> <th>dB</th> <th>dBuV/m</th> <th>dBuV/m</th> <th>dB</th> <th>dB</th> <th>cm</th> <th>deg</th> <th></th> </tr> </thead> <tbody> <tr> <td>1</td> <td>4944.00</td> <td>46.40</td> <td>-27.60</td> <td>74.00</td> <td>63.60</td> <td>33.78</td> <td>8.34</td> <td>57.98</td> <td>... Peak</td> </tr> <tr> <td>2</td> <td>7436.00</td> <td>44.44</td> <td>-29.17</td> <td>74.00</td> <td>57.72</td> <td>35.77</td> <td>11.18</td> <td>59.76</td> <td>... Peak</td> </tr> </tbody> </table>	Freq	Level	Limit	Over	Line	Level Factor	Loss Factor	A/Pos	T/Pos	Remark	MHz	dBuV/m	dB	dBuV/m	dBuV/m	dB	dB	cm	deg		1	4944.00	46.40	-27.60	74.00	63.60	33.78	8.34	57.98	... Peak	2	7436.00	44.44	-29.17	74.00	57.72	35.77	11.18	59.76	... Peak
	Freq	Level	Limit	Over	Line	Level Factor	Loss Factor	A/Pos	T/Pos	Remark																																																																								
MHz	dBuV/m	dB	dBuV/m	dBuV/m	dB	dB	cm	deg																																																																										
1	4944.00	48.00	-25.12	74.00	64.14	33.78	8.34	57.98	... Peak																																																																									
2	7436.00	44.44	-29.58	74.00	57.33	35.77	11.18	59.76	... Peak																																																																									
Freq	Level	Limit	Over	Line	Level Factor	Loss Factor	A/Pos	T/Pos	Remark																																																																									
MHz	dBuV/m	dB	dBuV/m	dBuV/m	dB	dB	cm	deg																																																																										
1	4944.00	46.40	-27.60	74.00	63.60	33.78	8.34	57.98	... Peak																																																																									
2	7436.00	44.44	-29.17	74.00	57.72	35.77	11.18	59.76	... Peak																																																																									



2.4GHz 2400~2483.5MHz
WIFI 802.11g (Harmonic @ 3m)

WIFI	2.4GHz 2400~2483.5MHz Harmonic @ 3m																																																																															
ANT	802.11g CH01 2412MHz																																																																															
1	Horizontal	Vertical																																																																														
Peak Avg.	<p>Site : 03CH02-SZ Condition : PEAK_74 3m HF_ANT_3117_0107 HORIZONTAL Project : 211916 Mode : Mode 15 SN : #19 G08227012194000K Plane : Z with Accessory setting : GM power setting 17</p> <table border="1"> <thead> <tr> <th>Freq</th> <th>Level</th> <th>Limit</th> <th>Over</th> <th>Line</th> <th>Level</th> <th>Factor</th> <th>ReadAntenna</th> <th>Cable</th> <th>Preamp</th> <th>A/Pos</th> <th>T/Pos</th> <th>Remark</th> </tr> <tr> <th>MHz</th> <th>dBuV/m</th> <th>dB</th> <th>dBuV/m</th> <th>dB</th> <th>dB/m</th> <th>dB</th> <th>dB</th> <th>dB</th> <th>dB</th> <th>cm</th> <th>deg</th> <th></th> </tr> </thead> <tbody> <tr> <td>1</td> <td>4824.00</td> <td>43.42</td> <td>-30.58</td> <td>74.00</td> <td>58.81</td> <td>33.00</td> <td>0.71</td> <td>57.00</td> <td>...</td> <td>...</td> <td>...</td> <td>Peak</td> </tr> </tbody> </table>	Freq	Level	Limit	Over	Line	Level	Factor	ReadAntenna	Cable	Preamp	A/Pos	T/Pos	Remark	MHz	dBuV/m	dB	dBuV/m	dB	dB/m	dB	dB	dB	dB	cm	deg		1	4824.00	43.42	-30.58	74.00	58.81	33.00	0.71	57.00	Peak	<p>Site : 03CH02-SZ Condition : PEAK_74 3m HF_ANT_3117_0107 VERTICAL Project : 211916 Mode : Mode 15 SN : #19 G08227012194000K Plane : Z with Accessory setting : GM power setting 17</p> <table border="1"> <thead> <tr> <th>Freq</th> <th>Level</th> <th>Limit</th> <th>Over</th> <th>Line</th> <th>Level</th> <th>Factor</th> <th>ReadAntenna</th> <th>Cable</th> <th>Preamp</th> <th>A/Pos</th> <th>T/Pos</th> <th>Remark</th> </tr> <tr> <th>MHz</th> <th>dBuV/m</th> <th>dB</th> <th>dBuV/m</th> <th>dB</th> <th>dB/m</th> <th>dB</th> <th>dB</th> <th>dB</th> <th>dB</th> <th>cm</th> <th>deg</th> <th></th> </tr> </thead> <tbody> <tr> <td>1</td> <td>4824.00</td> <td>43.29</td> <td>-30.71</td> <td>74.00</td> <td>58.68</td> <td>33.00</td> <td>0.71</td> <td>57.98</td> <td>...</td> <td>...</td> <td>...</td> <td>Peak</td> </tr> </tbody> </table>	Freq	Level	Limit	Over	Line	Level	Factor	ReadAntenna	Cable	Preamp	A/Pos	T/Pos	Remark	MHz	dBuV/m	dB	dBuV/m	dB	dB/m	dB	dB	dB	dB	cm	deg		1	4824.00	43.29	-30.71	74.00	58.68	33.00	0.71	57.98	Peak
Freq	Level	Limit	Over	Line	Level	Factor	ReadAntenna	Cable	Preamp	A/Pos	T/Pos	Remark																																																																				
MHz	dBuV/m	dB	dBuV/m	dB	dB/m	dB	dB	dB	dB	cm	deg																																																																					
1	4824.00	43.42	-30.58	74.00	58.81	33.00	0.71	57.00	Peak																																																																				
Freq	Level	Limit	Over	Line	Level	Factor	ReadAntenna	Cable	Preamp	A/Pos	T/Pos	Remark																																																																				
MHz	dBuV/m	dB	dBuV/m	dB	dB/m	dB	dB	dB	dB	cm	deg																																																																					
1	4824.00	43.29	-30.71	74.00	58.68	33.00	0.71	57.98	Peak																																																																				



WIFI	2.4GHz 2400~2483.5MHz Harmonic @ 3m																																																																																									
ANT	802.11g CH06 2437MHz																																																																																									
1	Horizontal	Vertical																																																																																								
Peak Avg.	<p>Date: 19</p> <p>Date: 2022-05-31</p> <p>Site : 03CH02-SZ Condition : PEAK_74 3m HF_ANT_3117_0107 HORIZONTAL Project : 211916 Mode : Mode 16 SN : #19 0B227012194000K Plane : Z with Accessory setting : GM power setting 17</p> <table border="1"> <thead> <tr> <th>Freq</th> <th>Level</th> <th>Over</th> <th>Limit</th> <th>Level</th> <th>Factor</th> <th>Loss</th> <th>Factor</th> <th>A/Pos</th> <th>T/Pos</th> <th>Remark</th> </tr> <tr> <th>MHz</th> <th>dBuV/m</th> <th>dB</th> <th>dBuV/m</th> <th>dBuV/m</th> <th>dB/m</th> <th>dB</th> <th>dB</th> <th>cm</th> <th>deg</th> <th></th> </tr> </thead> <tbody> <tr> <td>1</td> <td>4874.00</td> <td>46.15</td> <td>-27.85</td> <td>74.00</td> <td>61.53</td> <td>33.73</td> <td>8.79</td> <td>57.98</td> <td>...</td> <td>Peak</td> </tr> <tr> <td>2</td> <td>7331.00</td> <td>45.13</td> <td>-28.88</td> <td>74.00</td> <td>57.18</td> <td>35.72</td> <td>11.89</td> <td>59.47</td> <td>...</td> <td>Peak</td> </tr> </tbody> </table>	Freq	Level	Over	Limit	Level	Factor	Loss	Factor	A/Pos	T/Pos	Remark	MHz	dBuV/m	dB	dBuV/m	dBuV/m	dB/m	dB	dB	cm	deg		1	4874.00	46.15	-27.85	74.00	61.53	33.73	8.79	57.98	...	Peak	2	7331.00	45.13	-28.88	74.00	57.18	35.72	11.89	59.47	...	Peak	<p>Date: 20</p> <p>Date: 2022-05-31</p> <p>Site : 03CH02-SZ Condition : PEAK_74 3m HF_ANT_3117_0107 VERTICAL Project : 211916 Mode : Mode 16 SN : #19 0B227012194000K Plane : Z with Accessory setting : GM power setting 17</p> <table border="1"> <thead> <tr> <th>Freq</th> <th>Level</th> <th>Over</th> <th>Limit</th> <th>Level</th> <th>Factor</th> <th>Loss</th> <th>Factor</th> <th>A/Pos</th> <th>T/Pos</th> <th>Remark</th> </tr> <tr> <th>MHz</th> <th>dBuV/m</th> <th>dB</th> <th>dBuV/m</th> <th>dBuV/m</th> <th>dB/m</th> <th>dB</th> <th>dB</th> <th>cm</th> <th>deg</th> <th></th> </tr> </thead> <tbody> <tr> <td>1</td> <td>4874.00</td> <td>45.97</td> <td>-29.03</td> <td>74.00</td> <td>63.35</td> <td>33.73</td> <td>8.79</td> <td>57.98</td> <td>...</td> <td>Peak</td> </tr> <tr> <td>2</td> <td>7331.00</td> <td>44.98</td> <td>-29.92</td> <td>74.00</td> <td>57.64</td> <td>35.72</td> <td>11.89</td> <td>59.47</td> <td>...</td> <td>Peak</td> </tr> </tbody> </table>	Freq	Level	Over	Limit	Level	Factor	Loss	Factor	A/Pos	T/Pos	Remark	MHz	dBuV/m	dB	dBuV/m	dBuV/m	dB/m	dB	dB	cm	deg		1	4874.00	45.97	-29.03	74.00	63.35	33.73	8.79	57.98	...	Peak	2	7331.00	44.98	-29.92	74.00	57.64	35.72	11.89	59.47	...	Peak
	Freq	Level	Over	Limit	Level	Factor	Loss	Factor	A/Pos	T/Pos	Remark																																																																															
MHz	dBuV/m	dB	dBuV/m	dBuV/m	dB/m	dB	dB	cm	deg																																																																																	
1	4874.00	46.15	-27.85	74.00	61.53	33.73	8.79	57.98	...	Peak																																																																																
2	7331.00	45.13	-28.88	74.00	57.18	35.72	11.89	59.47	...	Peak																																																																																
Freq	Level	Over	Limit	Level	Factor	Loss	Factor	A/Pos	T/Pos	Remark																																																																																
MHz	dBuV/m	dB	dBuV/m	dBuV/m	dB/m	dB	dB	cm	deg																																																																																	
1	4874.00	45.97	-29.03	74.00	63.35	33.73	8.79	57.98	...	Peak																																																																																
2	7331.00	44.98	-29.92	74.00	57.64	35.72	11.89	59.47	...	Peak																																																																																



WIFI	2.4GHz 2400~2483.5MHz Harmonic @ 3m																																																																																									
ANT	802.11g CH11 2462MHz																																																																																									
1	Horizontal	Vertical																																																																																								
Peak Avg.	<p>Date: 15 Date: 2022-05-31</p> <p>Site : 03CH02-SZ Condition : PEAK_74 3m HF_ANT_3117_0107 HORIZONTAL Project : 211916-01 Mode : Mode 17 SN : #19 0B227012194000K Plane : Z with Accessory setting : GM power setting 17</p> <table border="1"> <thead> <tr> <th>Freq</th> <th>Level</th> <th>Over</th> <th>Limit</th> <th>Level</th> <th>Factor</th> <th>Loss</th> <th>Factor</th> <th>A/Pos</th> <th>T/Pos</th> <th>Remark</th> </tr> <tr> <th>MHz</th> <th>dBuV/m</th> <th>dB</th> <th>dBuV/m</th> <th>dBuV/m</th> <th>dB/m</th> <th>dB</th> <th>dB</th> <th>cm</th> <th>deg</th> <th></th> </tr> </thead> <tbody> <tr> <td>1</td> <td>4924.00</td> <td>46.83</td> <td>-27.17</td> <td>74.00</td> <td>62.13</td> <td>33.78</td> <td>8.08</td> <td>57.98</td> <td>...</td> <td>Peak</td> </tr> <tr> <td>2</td> <td>7386.00</td> <td>45.11</td> <td>-28.89</td> <td>74.00</td> <td>57.98</td> <td>35.76</td> <td>11.08</td> <td>59.71</td> <td>...</td> <td>Peak</td> </tr> </tbody> </table>	Freq	Level	Over	Limit	Level	Factor	Loss	Factor	A/Pos	T/Pos	Remark	MHz	dBuV/m	dB	dBuV/m	dBuV/m	dB/m	dB	dB	cm	deg		1	4924.00	46.83	-27.17	74.00	62.13	33.78	8.08	57.98	...	Peak	2	7386.00	45.11	-28.89	74.00	57.98	35.76	11.08	59.71	...	Peak	<p>Date: 16 Date: 2022-05-28</p> <p>Site : 03CH02-SZ Condition : PEAK_74 3m HF_ANT_3117_0107 VERTICAL Project : 211916-01 Mode : Mode 17 SN : #19 0B227012194000K Plane : Z with Accessory setting : GM power setting 17</p> <table border="1"> <thead> <tr> <th>Freq</th> <th>Level</th> <th>Over</th> <th>Limit</th> <th>Level</th> <th>Factor</th> <th>Loss</th> <th>Factor</th> <th>A/Pos</th> <th>T/Pos</th> <th>Remark</th> </tr> <tr> <th>MHz</th> <th>dBuV/m</th> <th>dB</th> <th>dBuV/m</th> <th>dBuV/m</th> <th>dB/m</th> <th>dB</th> <th>dB</th> <th>cm</th> <th>deg</th> <th></th> </tr> </thead> <tbody> <tr> <td>1</td> <td>4924.00</td> <td>45.93</td> <td>-28.07</td> <td>74.00</td> <td>61.23</td> <td>33.78</td> <td>8.08</td> <td>57.98</td> <td>...</td> <td>Peak</td> </tr> <tr> <td>2</td> <td>7386.00</td> <td>44.76</td> <td>-29.22</td> <td>74.00</td> <td>57.45</td> <td>35.76</td> <td>11.08</td> <td>59.71</td> <td>...</td> <td>Peak</td> </tr> </tbody> </table>	Freq	Level	Over	Limit	Level	Factor	Loss	Factor	A/Pos	T/Pos	Remark	MHz	dBuV/m	dB	dBuV/m	dBuV/m	dB/m	dB	dB	cm	deg		1	4924.00	45.93	-28.07	74.00	61.23	33.78	8.08	57.98	...	Peak	2	7386.00	44.76	-29.22	74.00	57.45	35.76	11.08	59.71	...	Peak
	Freq	Level	Over	Limit	Level	Factor	Loss	Factor	A/Pos	T/Pos	Remark																																																																															
MHz	dBuV/m	dB	dBuV/m	dBuV/m	dB/m	dB	dB	cm	deg																																																																																	
1	4924.00	46.83	-27.17	74.00	62.13	33.78	8.08	57.98	...	Peak																																																																																
2	7386.00	45.11	-28.89	74.00	57.98	35.76	11.08	59.71	...	Peak																																																																																
Freq	Level	Over	Limit	Level	Factor	Loss	Factor	A/Pos	T/Pos	Remark																																																																																
MHz	dBuV/m	dB	dBuV/m	dBuV/m	dB/m	dB	dB	cm	deg																																																																																	
1	4924.00	45.93	-28.07	74.00	61.23	33.78	8.08	57.98	...	Peak																																																																																
2	7386.00	44.76	-29.22	74.00	57.45	35.76	11.08	59.71	...	Peak																																																																																



WIFI	2.4GHz 2400~2483.5MHz Harmonic @ 3m																																																																																									
ANT	802.11g CH12 2467MHz																																																																																									
1	Horizontal	Vertical																																																																																								
Peak Avg.	<p>Date: 15</p> <p>Date: 2022-05-31</p> <p>Site : 03CH02-SZ Condition : PEAK_74 3m HF_ANT_3117_0107 HORIZONTAL Project : 211916-01 Mode : Mode 18 SN : #19 GB227012194000K Plane : Z with Accessory setting : GM power setting 17</p> <table border="1"> <thead> <tr> <th>Freq</th> <th>Level</th> <th>Over</th> <th>Limit</th> <th>Level</th> <th>Factor</th> <th>Loss</th> <th>Factor</th> <th>A/Pos</th> <th>T/Pos</th> <th>Remark</th> </tr> <tr> <th>MHz</th> <th>dBuV/m</th> <th>dB</th> <th>dBuV/m</th> <th>dBuV/m</th> <th>dB/m</th> <th>dB</th> <th>dB</th> <th>cm</th> <th>deg</th> <th></th> </tr> </thead> <tbody> <tr> <td>1</td> <td>4934.00</td> <td>46.01</td> <td>-27.99</td> <td>74.00</td> <td>61.31</td> <td>33.78</td> <td>8.98</td> <td>57.98</td> <td>...</td> <td>Peak</td> </tr> <tr> <td>2</td> <td>7481.00</td> <td>44.93</td> <td>-35.07</td> <td>74.00</td> <td>57.82</td> <td>35.77</td> <td>11.18</td> <td>59.76</td> <td>...</td> <td>Peak</td> </tr> </tbody> </table>	Freq	Level	Over	Limit	Level	Factor	Loss	Factor	A/Pos	T/Pos	Remark	MHz	dBuV/m	dB	dBuV/m	dBuV/m	dB/m	dB	dB	cm	deg		1	4934.00	46.01	-27.99	74.00	61.31	33.78	8.98	57.98	...	Peak	2	7481.00	44.93	-35.07	74.00	57.82	35.77	11.18	59.76	...	Peak	<p>Date: 16</p> <p>Date: 2022-05-31</p> <p>Site : 03CH02-SZ Condition : PEAK_74 3m HF_ANT_3117_0107 VERTICAL Project : 211916-01 Mode : Mode 18 SN : #19 GB227012194000K Plane : Z with Accessory setting : GM power setting 17</p> <table border="1"> <thead> <tr> <th>Freq</th> <th>Level</th> <th>Over</th> <th>Limit</th> <th>Level</th> <th>Factor</th> <th>Loss</th> <th>Factor</th> <th>A/Pos</th> <th>T/Pos</th> <th>Remark</th> </tr> <tr> <th>MHz</th> <th>dBuV/m</th> <th>dB</th> <th>dBuV/m</th> <th>dBuV/m</th> <th>dB/m</th> <th>dB</th> <th>dB</th> <th>cm</th> <th>deg</th> <th></th> </tr> </thead> <tbody> <tr> <td>1</td> <td>4934.00</td> <td>45.94</td> <td>-28.06</td> <td>74.00</td> <td>63.24</td> <td>33.78</td> <td>8.98</td> <td>57.98</td> <td>...</td> <td>Peak</td> </tr> <tr> <td>2</td> <td>7481.00</td> <td>44.95</td> <td>-35.05</td> <td>74.00</td> <td>57.84</td> <td>35.77</td> <td>11.18</td> <td>59.76</td> <td>...</td> <td>Peak</td> </tr> </tbody> </table>	Freq	Level	Over	Limit	Level	Factor	Loss	Factor	A/Pos	T/Pos	Remark	MHz	dBuV/m	dB	dBuV/m	dBuV/m	dB/m	dB	dB	cm	deg		1	4934.00	45.94	-28.06	74.00	63.24	33.78	8.98	57.98	...	Peak	2	7481.00	44.95	-35.05	74.00	57.84	35.77	11.18	59.76	...	Peak
	Freq	Level	Over	Limit	Level	Factor	Loss	Factor	A/Pos	T/Pos	Remark																																																																															
MHz	dBuV/m	dB	dBuV/m	dBuV/m	dB/m	dB	dB	cm	deg																																																																																	
1	4934.00	46.01	-27.99	74.00	61.31	33.78	8.98	57.98	...	Peak																																																																																
2	7481.00	44.93	-35.07	74.00	57.82	35.77	11.18	59.76	...	Peak																																																																																
Freq	Level	Over	Limit	Level	Factor	Loss	Factor	A/Pos	T/Pos	Remark																																																																																
MHz	dBuV/m	dB	dBuV/m	dBuV/m	dB/m	dB	dB	cm	deg																																																																																	
1	4934.00	45.94	-28.06	74.00	63.24	33.78	8.98	57.98	...	Peak																																																																																
2	7481.00	44.95	-35.05	74.00	57.84	35.77	11.18	59.76	...	Peak																																																																																



WIFI	2.4GHz 2400~2483.5MHz Harmonic @ 3m																																																																																					
ANT	802.11g CH13 2472MHz																																																																																					
1	Horizontal	Vertical																																																																																				
Peak Avg.	<p>Date: 27</p> <p>Site : 03CH02-SZ Condition : PEAK_74 3m HF_ANT_3117_0107 HORIZONTAL Project : 211916-01 Mode : Mode 19 SN : #19 0B227012194000K Plane : Z with Accessory setting : GM power setting 15</p> <table border="1"> <thead> <tr> <th>Freq</th> <th>Level</th> <th>Over</th> <th>Limit</th> <th>ReadAntenna</th> <th>Cable</th> <th>Preamp</th> <th>A/Pos</th> <th>T/Pos</th> <th>Remark</th> </tr> <tr> <th>MHz</th> <th>dBuV/m</th> <th>dB</th> <th>dBuV/m</th> <th>dBuV</th> <th>dB/m</th> <th>dB</th> <th>dB</th> <th>cm</th> <th>deg</th> </tr> </thead> <tbody> <tr> <td>1</td> <td>4944.00</td> <td>44.99</td> <td>-29.14</td> <td>74.00</td> <td>69.12</td> <td>33.78</td> <td>8.34</td> <td>57.98</td> <td>...</td> <td>Peak</td> </tr> <tr> <td>2</td> <td>7435.00</td> <td>44.79</td> <td>-29.29</td> <td>74.00</td> <td>57.68</td> <td>35.77</td> <td>11.18</td> <td>59.76</td> <td>...</td> <td>Peak</td> </tr> </tbody> </table>	Freq	Level	Over	Limit	ReadAntenna	Cable	Preamp	A/Pos	T/Pos	Remark	MHz	dBuV/m	dB	dBuV/m	dBuV	dB/m	dB	dB	cm	deg	1	4944.00	44.99	-29.14	74.00	69.12	33.78	8.34	57.98	...	Peak	2	7435.00	44.79	-29.29	74.00	57.68	35.77	11.18	59.76	...	Peak	<p>Date: 28</p> <p>Site : 03CH02-SZ Condition : PEAK_74 3m HF_ANT_3117_0107 VERTICAL Project : 211916-01 Mode : Mode 19 SN : #19 0B227012194000K Plane : Z with Accessory setting : GM power setting 15</p> <table border="1"> <thead> <tr> <th>Freq</th> <th>Level</th> <th>Over</th> <th>Limit</th> <th>ReadAntenna</th> <th>Cable</th> <th>Preamp</th> <th>A/Pos</th> <th>T/Pos</th> <th>Remark</th> </tr> <tr> <th>MHz</th> <th>dBuV/m</th> <th>dB</th> <th>dBuV/m</th> <th>dBuV</th> <th>dB/m</th> <th>dB</th> <th>dB</th> <th>cm</th> <th>deg</th> </tr> </thead> <tbody> <tr> <td>1</td> <td>4944.00</td> <td>44.99</td> <td>-29.01</td> <td>74.00</td> <td>69.25</td> <td>33.78</td> <td>8.34</td> <td>57.98</td> <td>...</td> <td>Peak</td> </tr> <tr> <td>2</td> <td>7435.00</td> <td>44.89</td> <td>-29.11</td> <td>74.00</td> <td>57.79</td> <td>35.77</td> <td>11.18</td> <td>59.76</td> <td>...</td> <td>Peak</td> </tr> </tbody> </table>	Freq	Level	Over	Limit	ReadAntenna	Cable	Preamp	A/Pos	T/Pos	Remark	MHz	dBuV/m	dB	dBuV/m	dBuV	dB/m	dB	dB	cm	deg	1	4944.00	44.99	-29.01	74.00	69.25	33.78	8.34	57.98	...	Peak	2	7435.00	44.89	-29.11	74.00	57.79	35.77	11.18	59.76	...	Peak
	Freq	Level	Over	Limit	ReadAntenna	Cable	Preamp	A/Pos	T/Pos	Remark																																																																												
MHz	dBuV/m	dB	dBuV/m	dBuV	dB/m	dB	dB	cm	deg																																																																													
1	4944.00	44.99	-29.14	74.00	69.12	33.78	8.34	57.98	...	Peak																																																																												
2	7435.00	44.79	-29.29	74.00	57.68	35.77	11.18	59.76	...	Peak																																																																												
Freq	Level	Over	Limit	ReadAntenna	Cable	Preamp	A/Pos	T/Pos	Remark																																																																													
MHz	dBuV/m	dB	dBuV/m	dBuV	dB/m	dB	dB	cm	deg																																																																													
1	4944.00	44.99	-29.01	74.00	69.25	33.78	8.34	57.98	...	Peak																																																																												
2	7435.00	44.89	-29.11	74.00	57.79	35.77	11.18	59.76	...	Peak																																																																												



2.4GHz 2400~2483.5MHz
WIFI 802.11n HT20 (Harmonic @ 3m)

WIFI	2.4GHz 2400~2483.5MHz Harmonic @ 3m																																																																															
ANT	802.11n HT20 CH01 2412MHz																																																																															
1	Horizontal	Vertical																																																																														
Peak Avg.	<p>Date: 15 Level (dBuV/m)</p> <p>Date: 2022-05-31</p> <p>Site : 03CH02-SZ Condition : PEAK_74 3m HF_ANT_3117_0107 HORIZONTAL Project : 211916-01 Mode : Mode 20 SN : #19 G08227012194000K Plane : Z with Accessory setting : MCS0 power setting 16</p> <table border="1"> <thead> <tr> <th>Freq</th> <th>Level</th> <th>Limit</th> <th>Over</th> <th>Line</th> <th>Level</th> <th>Factor</th> <th>ReadAntenna</th> <th>Cable</th> <th>Preamp</th> <th>A/Pos</th> <th>T/Pos</th> <th>Remark</th> </tr> <tr> <th>MHz</th> <th>dBuV/m</th> <th>dB</th> <th>dBuV/m</th> <th>dBuV</th> <th>dB/m</th> <th>dB</th> <th>dB</th> <th>dB</th> <th>dB</th> <th>cm</th> <th>deg</th> <th></th> </tr> </thead> <tbody> <tr> <td>1</td> <td>4824.00</td> <td>42.97</td> <td>-31.83</td> <td>74.00</td> <td>58.36</td> <td>33.00</td> <td>0.71</td> <td>57.98</td> <td>...</td> <td>...</td> <td>...</td> <td>Peak</td> </tr> </tbody> </table>	Freq	Level	Limit	Over	Line	Level	Factor	ReadAntenna	Cable	Preamp	A/Pos	T/Pos	Remark	MHz	dBuV/m	dB	dBuV/m	dBuV	dB/m	dB	dB	dB	dB	cm	deg		1	4824.00	42.97	-31.83	74.00	58.36	33.00	0.71	57.98	Peak	<p>Date: 16 Level (dBuV/m)</p> <p>Date: 2022-05-31</p> <p>Site : 03CH02-SZ Condition : PEAK_74 3m HF_ANT_3117_0107 VERTICAL Project : 211916-01 Mode : Mode 20 SN : #19 G08227012194000K Plane : Z with Accessory setting : MCS0 power setting 16</p> <table border="1"> <thead> <tr> <th>Freq</th> <th>Level</th> <th>Limit</th> <th>Over</th> <th>Line</th> <th>Level</th> <th>Factor</th> <th>ReadAntenna</th> <th>Cable</th> <th>Preamp</th> <th>A/Pos</th> <th>T/Pos</th> <th>Remark</th> </tr> <tr> <th>MHz</th> <th>dBuV/m</th> <th>dB</th> <th>dBuV/m</th> <th>dBuV</th> <th>dB/m</th> <th>dB</th> <th>dB</th> <th>dB</th> <th>dB</th> <th>cm</th> <th>deg</th> <th></th> </tr> </thead> <tbody> <tr> <td>1</td> <td>4824.00</td> <td>43.25</td> <td>-30.75</td> <td>74.00</td> <td>58.64</td> <td>33.00</td> <td>0.71</td> <td>57.98</td> <td>...</td> <td>...</td> <td>...</td> <td>Peak</td> </tr> </tbody> </table>	Freq	Level	Limit	Over	Line	Level	Factor	ReadAntenna	Cable	Preamp	A/Pos	T/Pos	Remark	MHz	dBuV/m	dB	dBuV/m	dBuV	dB/m	dB	dB	dB	dB	cm	deg		1	4824.00	43.25	-30.75	74.00	58.64	33.00	0.71	57.98	Peak
Freq	Level	Limit	Over	Line	Level	Factor	ReadAntenna	Cable	Preamp	A/Pos	T/Pos	Remark																																																																				
MHz	dBuV/m	dB	dBuV/m	dBuV	dB/m	dB	dB	dB	dB	cm	deg																																																																					
1	4824.00	42.97	-31.83	74.00	58.36	33.00	0.71	57.98	Peak																																																																				
Freq	Level	Limit	Over	Line	Level	Factor	ReadAntenna	Cable	Preamp	A/Pos	T/Pos	Remark																																																																				
MHz	dBuV/m	dB	dBuV/m	dBuV	dB/m	dB	dB	dB	dB	cm	deg																																																																					
1	4824.00	43.25	-30.75	74.00	58.64	33.00	0.71	57.98	Peak																																																																				



WIFI	2.4GHz 2400~2483.5MHz Harmonic @ 3m																																																																																									
ANT	802.11n HT20 CH06 2437MHz																																																																																									
1	Horizontal	Vertical																																																																																								
Peak Avg.	<p>Date: 19</p> <p>Date: 2022-05-31</p> <p>Site : 03CH02-SZ Condition : PEAK_74 3m HF_ANT_3117_0107 HORIZONTAL Project : 211916-01 Mode : Mode 21 SN : #19 GB227012194000K Plane : Z with Accessory setting : MCS0 power setting 16</p> <table border="1"> <thead> <tr> <th>Freq</th> <th>Level</th> <th>Limit</th> <th>Over</th> <th>Line</th> <th>Level Factor</th> <th>Cable Loss Factor</th> <th>Preamp</th> <th>A/Pos</th> <th>T/Pos</th> <th>Remark</th> </tr> <tr> <th>MHz</th> <th>dBuV/m</th> <th>dB</th> <th>dBuV/m</th> <th>dBuV/m</th> <th>dB</th> <th>dB</th> <th>dB</th> <th>cm</th> <th>deg</th> <th></th> </tr> </thead> <tbody> <tr> <td>1</td> <td>4874.00</td> <td>43.78</td> <td>-38.28</td> <td>74.00</td> <td>59.88</td> <td>33.73</td> <td>8.79</td> <td>57.98</td> <td>...</td> <td>Peak</td> </tr> <tr> <td>2</td> <td>7311.00</td> <td>45.59</td> <td>-38.31</td> <td>74.00</td> <td>58.35</td> <td>35.72</td> <td>11.89</td> <td>59.47</td> <td>...</td> <td>Peak</td> </tr> </tbody> </table>	Freq	Level	Limit	Over	Line	Level Factor	Cable Loss Factor	Preamp	A/Pos	T/Pos	Remark	MHz	dBuV/m	dB	dBuV/m	dBuV/m	dB	dB	dB	cm	deg		1	4874.00	43.78	-38.28	74.00	59.88	33.73	8.79	57.98	...	Peak	2	7311.00	45.59	-38.31	74.00	58.35	35.72	11.89	59.47	...	Peak	<p>Date: 20</p> <p>Date: 2022-05-31</p> <p>Site : 03CH02-SZ Condition : PEAK_74 3m HF_ANT_3117_0107 VERTICAL Project : 211916-01 Mode : Mode 21 SN : #19 GB227012194000K Plane : Z with Accessory setting : MCS0 power setting 16</p> <table border="1"> <thead> <tr> <th>Freq</th> <th>Level</th> <th>Limit</th> <th>Over</th> <th>Line</th> <th>Level Factor</th> <th>Cable Loss Factor</th> <th>Preamp</th> <th>A/Pos</th> <th>T/Pos</th> <th>Remark</th> </tr> <tr> <th>MHz</th> <th>dBuV/m</th> <th>dB</th> <th>dBuV/m</th> <th>dBuV/m</th> <th>dB</th> <th>dB</th> <th>dB</th> <th>cm</th> <th>deg</th> <th></th> </tr> </thead> <tbody> <tr> <td>1</td> <td>4874.00</td> <td>42.67</td> <td>-31.33</td> <td>74.00</td> <td>58.85</td> <td>33.73</td> <td>8.79</td> <td>57.98</td> <td>...</td> <td>Peak</td> </tr> <tr> <td>2</td> <td>7311.00</td> <td>45.59</td> <td>-38.31</td> <td>74.00</td> <td>57.96</td> <td>35.72</td> <td>11.89</td> <td>59.47</td> <td>...</td> <td>Peak</td> </tr> </tbody> </table>	Freq	Level	Limit	Over	Line	Level Factor	Cable Loss Factor	Preamp	A/Pos	T/Pos	Remark	MHz	dBuV/m	dB	dBuV/m	dBuV/m	dB	dB	dB	cm	deg		1	4874.00	42.67	-31.33	74.00	58.85	33.73	8.79	57.98	...	Peak	2	7311.00	45.59	-38.31	74.00	57.96	35.72	11.89	59.47	...	Peak
	Freq	Level	Limit	Over	Line	Level Factor	Cable Loss Factor	Preamp	A/Pos	T/Pos	Remark																																																																															
MHz	dBuV/m	dB	dBuV/m	dBuV/m	dB	dB	dB	cm	deg																																																																																	
1	4874.00	43.78	-38.28	74.00	59.88	33.73	8.79	57.98	...	Peak																																																																																
2	7311.00	45.59	-38.31	74.00	58.35	35.72	11.89	59.47	...	Peak																																																																																
Freq	Level	Limit	Over	Line	Level Factor	Cable Loss Factor	Preamp	A/Pos	T/Pos	Remark																																																																																
MHz	dBuV/m	dB	dBuV/m	dBuV/m	dB	dB	dB	cm	deg																																																																																	
1	4874.00	42.67	-31.33	74.00	58.85	33.73	8.79	57.98	...	Peak																																																																																
2	7311.00	45.59	-38.31	74.00	57.96	35.72	11.89	59.47	...	Peak																																																																																



WIFI	2.4GHz 2400~2483.5MHz Harmonic @ 3m																																																																																					
ANT	802.11n HT20 CH11 2462MHz																																																																																					
1	Horizontal	Vertical																																																																																				
Peak Avg.	<p>Date: 15 Date: 2022-05-31</p> <p>Site : 03CH02-SZ Condition : PEAK_74 3m HF_ANT_3117_0107 HORIZONTAL Project : 211916-01 Mode : Mode 22 SN : #19 GB227012194000K Plane : Z with Accessory setting : MCS0 power setting 16</p> <table border="1"> <thead> <tr> <th>Freq</th> <th>Level</th> <th>Limit</th> <th>Over</th> <th>Line</th> <th>Level Factor</th> <th>Loss Factor</th> <th>A/Pos</th> <th>T/Pos</th> <th>Remark</th> </tr> <tr> <th>MHz</th> <th>dBuV/m</th> <th>dB</th> <th>dBuV/m</th> <th>dBuV</th> <th>dB/m</th> <th>dB</th> <th>dB</th> <th>cn</th> <th>deg</th> </tr> </thead> <tbody> <tr> <td>1</td> <td>4924.00</td> <td>43.10</td> <td>-38.83</td> <td>74.00</td> <td>58.49</td> <td>33.78</td> <td>8.00</td> <td>57.98</td> <td>...</td> <td>Peak</td> </tr> <tr> <td>2</td> <td>7386.00</td> <td>46.00</td> <td>-35.00</td> <td>74.00</td> <td>58.87</td> <td>35.76</td> <td>11.00</td> <td>59.71</td> <td>...</td> <td>Peak</td> </tr> </tbody> </table>	Freq	Level	Limit	Over	Line	Level Factor	Loss Factor	A/Pos	T/Pos	Remark	MHz	dBuV/m	dB	dBuV/m	dBuV	dB/m	dB	dB	cn	deg	1	4924.00	43.10	-38.83	74.00	58.49	33.78	8.00	57.98	...	Peak	2	7386.00	46.00	-35.00	74.00	58.87	35.76	11.00	59.71	...	Peak	<p>Date: 16 Date: 2022-05-31</p> <p>Site : 03CH02-SZ Condition : PEAK_74 3m HF_ANT_3117_0107 VERTICAL Project : 211916-01 Mode : Mode 22 SN : #19 GB227012194000K Plane : Z with Accessory setting : MCS0 power setting 16</p> <table border="1"> <thead> <tr> <th>Freq</th> <th>Level</th> <th>Limit</th> <th>Over</th> <th>Line</th> <th>Level Factor</th> <th>Loss Factor</th> <th>A/Pos</th> <th>T/Pos</th> <th>Remark</th> </tr> <tr> <th>MHz</th> <th>dBuV/m</th> <th>dB</th> <th>dBuV/m</th> <th>dBuV</th> <th>dB/m</th> <th>dB</th> <th>dB</th> <th>cn</th> <th>deg</th> </tr> </thead> <tbody> <tr> <td>1</td> <td>4924.00</td> <td>43.02</td> <td>-38.85</td> <td>74.00</td> <td>59.22</td> <td>33.78</td> <td>8.00</td> <td>57.98</td> <td>...</td> <td>Peak</td> </tr> <tr> <td>2</td> <td>7386.00</td> <td>44.24</td> <td>-35.75</td> <td>74.00</td> <td>57.11</td> <td>35.76</td> <td>11.00</td> <td>59.71</td> <td>...</td> <td>Peak</td> </tr> </tbody> </table>	Freq	Level	Limit	Over	Line	Level Factor	Loss Factor	A/Pos	T/Pos	Remark	MHz	dBuV/m	dB	dBuV/m	dBuV	dB/m	dB	dB	cn	deg	1	4924.00	43.02	-38.85	74.00	59.22	33.78	8.00	57.98	...	Peak	2	7386.00	44.24	-35.75	74.00	57.11	35.76	11.00	59.71	...	Peak
	Freq	Level	Limit	Over	Line	Level Factor	Loss Factor	A/Pos	T/Pos	Remark																																																																												
MHz	dBuV/m	dB	dBuV/m	dBuV	dB/m	dB	dB	cn	deg																																																																													
1	4924.00	43.10	-38.83	74.00	58.49	33.78	8.00	57.98	...	Peak																																																																												
2	7386.00	46.00	-35.00	74.00	58.87	35.76	11.00	59.71	...	Peak																																																																												
Freq	Level	Limit	Over	Line	Level Factor	Loss Factor	A/Pos	T/Pos	Remark																																																																													
MHz	dBuV/m	dB	dBuV/m	dBuV	dB/m	dB	dB	cn	deg																																																																													
1	4924.00	43.02	-38.85	74.00	59.22	33.78	8.00	57.98	...	Peak																																																																												
2	7386.00	44.24	-35.75	74.00	57.11	35.76	11.00	59.71	...	Peak																																																																												



WIFI	2.4GHz 2400~2483.5MHz Harmonic @ 3m																																																																																					
ANT	802.11n HT20 CH12 2462MHz																																																																																					
1	Horizontal	Vertical																																																																																				
Peak Avg.	<p>Date: 15 Date: 2022-05-31</p> <p>Site : 03CH02-SZ Condition : PEAK_74 3m HF_ANT_3117_0107 HORIZONTAL Project : 211916-01 Mode : Mode 23 SN : #19 GB227012194000K Plane : Z with Accessory setting : MCS0 power setting 16</p> <table border="1"> <thead> <tr> <th>Freq</th> <th>Level</th> <th>Limit</th> <th>Over</th> <th>Line</th> <th>Level Factor</th> <th>Loss Factor</th> <th>A/Pos</th> <th>T/Pos</th> <th>Remark</th> </tr> <tr> <th>MHz</th> <th>dBuV/m</th> <th>dB</th> <th>dBuV/m</th> <th>dBuV</th> <th>dB/m</th> <th>dB</th> <th>dB</th> <th>cn</th> <th>deg</th> </tr> </thead> <tbody> <tr> <td>1</td> <td>4934.00</td> <td>43.00</td> <td>-38.04</td> <td>74.00</td> <td>58.36</td> <td>33.78</td> <td>8.00</td> <td>57.98</td> <td>...</td> <td>Peak</td> </tr> <tr> <td>2</td> <td>7481.00</td> <td>45.51</td> <td>-35.49</td> <td>74.00</td> <td>58.68</td> <td>35.77</td> <td>11.18</td> <td>59.76</td> <td>...</td> <td>Peak</td> </tr> </tbody> </table>	Freq	Level	Limit	Over	Line	Level Factor	Loss Factor	A/Pos	T/Pos	Remark	MHz	dBuV/m	dB	dBuV/m	dBuV	dB/m	dB	dB	cn	deg	1	4934.00	43.00	-38.04	74.00	58.36	33.78	8.00	57.98	...	Peak	2	7481.00	45.51	-35.49	74.00	58.68	35.77	11.18	59.76	...	Peak	<p>Date: 16 Date: 2022-05-31</p> <p>Site : 03CH02-SZ Condition : PEAK_74 3m HF_ANT_3117_0107 VERTICAL Project : 211916-01 Mode : Mode 23 SN : #19 GB227012194000K Plane : Z with Accessory setting : MCS0 power setting 16</p> <table border="1"> <thead> <tr> <th>Freq</th> <th>Level</th> <th>Limit</th> <th>Over</th> <th>Line</th> <th>Level Factor</th> <th>Loss Factor</th> <th>A/Pos</th> <th>T/Pos</th> <th>Remark</th> </tr> <tr> <th>MHz</th> <th>dBuV/m</th> <th>dB</th> <th>dBuV/m</th> <th>dBuV</th> <th>dB/m</th> <th>dB</th> <th>dB</th> <th>cn</th> <th>deg</th> </tr> </thead> <tbody> <tr> <td>1</td> <td>4934.00</td> <td>43.75</td> <td>-36.25</td> <td>74.00</td> <td>59.85</td> <td>33.78</td> <td>8.00</td> <td>57.98</td> <td>...</td> <td>Peak</td> </tr> <tr> <td>2</td> <td>7481.00</td> <td>45.89</td> <td>-35.91</td> <td>74.00</td> <td>57.98</td> <td>35.77</td> <td>11.18</td> <td>59.76</td> <td>...</td> <td>Peak</td> </tr> </tbody> </table>	Freq	Level	Limit	Over	Line	Level Factor	Loss Factor	A/Pos	T/Pos	Remark	MHz	dBuV/m	dB	dBuV/m	dBuV	dB/m	dB	dB	cn	deg	1	4934.00	43.75	-36.25	74.00	59.85	33.78	8.00	57.98	...	Peak	2	7481.00	45.89	-35.91	74.00	57.98	35.77	11.18	59.76	...	Peak
	Freq	Level	Limit	Over	Line	Level Factor	Loss Factor	A/Pos	T/Pos	Remark																																																																												
MHz	dBuV/m	dB	dBuV/m	dBuV	dB/m	dB	dB	cn	deg																																																																													
1	4934.00	43.00	-38.04	74.00	58.36	33.78	8.00	57.98	...	Peak																																																																												
2	7481.00	45.51	-35.49	74.00	58.68	35.77	11.18	59.76	...	Peak																																																																												
Freq	Level	Limit	Over	Line	Level Factor	Loss Factor	A/Pos	T/Pos	Remark																																																																													
MHz	dBuV/m	dB	dBuV/m	dBuV	dB/m	dB	dB	cn	deg																																																																													
1	4934.00	43.75	-36.25	74.00	59.85	33.78	8.00	57.98	...	Peak																																																																												
2	7481.00	45.89	-35.91	74.00	57.98	35.77	11.18	59.76	...	Peak																																																																												



WIFI	2.4GHz 2400~2483.5MHz Harmonic @ 3m																																																																																					
ANT	802.11n HT20 CH13 2472MHz																																																																																					
1	Horizontal	Vertical																																																																																				
Peak Avg.	<p>Date: 27</p> <p>Date: 2022-05-31</p> <p>Site : 03CH02-SZ Condition : PEAK_74 3m HF_ANT_3117_0107 HORIZONTAL Project : 211916-01 Mode : Mode 24 SN : #19 GB227012194000K Plane : Z with Accessory setting : MCS0 power setting 14.5</p> <table border="1"> <thead> <tr> <th>Freq</th> <th>Level</th> <th>Over</th> <th>Limit</th> <th>Line</th> <th>Level Factor</th> <th>Loss Factor</th> <th>A/Pos</th> <th>T/Pos</th> <th>Remark</th> </tr> <tr> <th>MHz</th> <th>dBuV/m</th> <th>dB</th> <th>dBuV/m</th> <th>dBuV</th> <th>dB/m</th> <th>dB</th> <th>dB</th> <th>cm</th> <th>deg</th> </tr> </thead> <tbody> <tr> <td>1</td> <td>4944.00</td> <td>42.00</td> <td>-31.92</td> <td>74.00</td> <td>57.34</td> <td>33.78</td> <td>8.34</td> <td>57.98</td> <td>...</td> <td>Peak</td> </tr> <tr> <td>2</td> <td>7435.00</td> <td>44.33</td> <td>-33.89</td> <td>74.00</td> <td>57.08</td> <td>35.77</td> <td>11.18</td> <td>59.76</td> <td>...</td> <td>Peak</td> </tr> </tbody> </table>	Freq	Level	Over	Limit	Line	Level Factor	Loss Factor	A/Pos	T/Pos	Remark	MHz	dBuV/m	dB	dBuV/m	dBuV	dB/m	dB	dB	cm	deg	1	4944.00	42.00	-31.92	74.00	57.34	33.78	8.34	57.98	...	Peak	2	7435.00	44.33	-33.89	74.00	57.08	35.77	11.18	59.76	...	Peak	<p>Date: 28</p> <p>Date: 2022-05-31</p> <p>Site : 03CH02-SZ Condition : PEAK_74 3m HF_ANT_3117_0107 VERTICAL Project : 211916-01 Mode : Mode 24 SN : #19 GB227012194000K Plane : Z with Accessory setting : MCS0 power setting 14.5</p> <table border="1"> <thead> <tr> <th>Freq</th> <th>Level</th> <th>Over</th> <th>Limit</th> <th>Line</th> <th>Level Factor</th> <th>Loss Factor</th> <th>A/Pos</th> <th>T/Pos</th> <th>Remark</th> </tr> <tr> <th>MHz</th> <th>dBuV/m</th> <th>dB</th> <th>dBuV/m</th> <th>dBuV</th> <th>dB/m</th> <th>dB</th> <th>dB</th> <th>cm</th> <th>deg</th> </tr> </thead> <tbody> <tr> <td>1</td> <td>4944.00</td> <td>42.64</td> <td>-31.30</td> <td>74.00</td> <td>57.98</td> <td>33.78</td> <td>8.34</td> <td>57.98</td> <td>...</td> <td>Peak</td> </tr> <tr> <td>2</td> <td>7435.00</td> <td>46.89</td> <td>-27.05</td> <td>74.00</td> <td>58.38</td> <td>35.77</td> <td>11.18</td> <td>59.76</td> <td>...</td> <td>Peak</td> </tr> </tbody> </table>	Freq	Level	Over	Limit	Line	Level Factor	Loss Factor	A/Pos	T/Pos	Remark	MHz	dBuV/m	dB	dBuV/m	dBuV	dB/m	dB	dB	cm	deg	1	4944.00	42.64	-31.30	74.00	57.98	33.78	8.34	57.98	...	Peak	2	7435.00	46.89	-27.05	74.00	58.38	35.77	11.18	59.76	...	Peak
	Freq	Level	Over	Limit	Line	Level Factor	Loss Factor	A/Pos	T/Pos	Remark																																																																												
MHz	dBuV/m	dB	dBuV/m	dBuV	dB/m	dB	dB	cm	deg																																																																													
1	4944.00	42.00	-31.92	74.00	57.34	33.78	8.34	57.98	...	Peak																																																																												
2	7435.00	44.33	-33.89	74.00	57.08	35.77	11.18	59.76	...	Peak																																																																												
Freq	Level	Over	Limit	Line	Level Factor	Loss Factor	A/Pos	T/Pos	Remark																																																																													
MHz	dBuV/m	dB	dBuV/m	dBuV	dB/m	dB	dB	cm	deg																																																																													
1	4944.00	42.64	-31.30	74.00	57.98	33.78	8.34	57.98	...	Peak																																																																												
2	7435.00	46.89	-27.05	74.00	58.38	35.77	11.18	59.76	...	Peak																																																																												



Emission below 1GHz
2.4GHz WIFI 802.11n HT20 (LF)

WIFI	2.4GHz 2400~2483.5MHz																																																																																																																																																																																							
ANT	802.11n HT20 LF																																																																																																																																																																																							
1	Horizontal	Vertical																																																																																																																																																																																						
QP / Peak	<p>Date: 1 Date: 2022-06-08</p> <p>Site: 03CH02-SZ Condition: FCC CLASS-B 3m LF35407_CBL6112D_6 Horizontal Pretest: 211916-01 Mode: Mode 24 IMEI: #19 080227012194000K Plane: Z with Accessory MCS0 power setting 14.5</p> <table border="1"> <thead> <tr> <th>Freq</th> <th>Level</th> <th>Line1</th> <th>Line</th> <th>Level</th> <th>Factor</th> <th>Loss</th> <th>Factor</th> <th>dB</th> <th>dB</th> <th>cm</th> <th>deg</th> <th>Remark</th> </tr> </thead> <tbody> <tr> <td>1</td> <td>30.97</td> <td>24.81</td> <td>-15.19</td> <td>48.00</td> <td>32.32</td> <td>23.71</td> <td>0.75</td> <td>31.97</td> <td>---</td> <td>---</td> <td>---</td> <td>Peak</td> </tr> <tr> <td>2</td> <td>99.84</td> <td>28.18</td> <td>-15.40</td> <td>43.58</td> <td>41.71</td> <td>16.88</td> <td>1.33</td> <td>31.72</td> <td>---</td> <td>---</td> <td>---</td> <td>Peak</td> </tr> <tr> <td>3</td> <td>134.76</td> <td>25.88</td> <td>-17.78</td> <td>43.58</td> <td>38.33</td> <td>17.55</td> <td>1.52</td> <td>31.68</td> <td>---</td> <td>---</td> <td>---</td> <td>Peak</td> </tr> <tr> <td>4</td> <td>417.83</td> <td>27.26</td> <td>-18.74</td> <td>46.00</td> <td>33.83</td> <td>22.81</td> <td>2.54</td> <td>31.22</td> <td>---</td> <td>---</td> <td>---</td> <td>Peak</td> </tr> <tr> <td>5</td> <td>511.12</td> <td>38.16</td> <td>-17.84</td> <td>46.00</td> <td>32.86</td> <td>23.63</td> <td>2.98</td> <td>31.23</td> <td>---</td> <td>---</td> <td>---</td> <td>Peak</td> </tr> <tr> <td>6</td> <td>969.93</td> <td>38.46</td> <td>-13.54</td> <td>54.00</td> <td>39.64</td> <td>27.32</td> <td>4.04</td> <td>31.34</td> <td>---</td> <td>---</td> <td>---</td> <td>Peak</td> </tr> </tbody> </table>	Freq	Level	Line1	Line	Level	Factor	Loss	Factor	dB	dB	cm	deg	Remark	1	30.97	24.81	-15.19	48.00	32.32	23.71	0.75	31.97	---	---	---	Peak	2	99.84	28.18	-15.40	43.58	41.71	16.88	1.33	31.72	---	---	---	Peak	3	134.76	25.88	-17.78	43.58	38.33	17.55	1.52	31.68	---	---	---	Peak	4	417.83	27.26	-18.74	46.00	33.83	22.81	2.54	31.22	---	---	---	Peak	5	511.12	38.16	-17.84	46.00	32.86	23.63	2.98	31.23	---	---	---	Peak	6	969.93	38.46	-13.54	54.00	39.64	27.32	4.04	31.34	---	---	---	Peak	<p>Date: 2 Date: 2022-06-08</p> <p>Site: 03CH02-SZ Condition: FCC CLASS-B 3m LF35407_CBL6112D_6 Vertical Pretest: 211916-01 Mode: Mode 24 IMEI: #19 080227012194000K Plane: Z with Accessory MCS0 power setting 14.5</p> <table border="1"> <thead> <tr> <th>Freq</th> <th>Level</th> <th>Line1</th> <th>Line</th> <th>Level</th> <th>Factor</th> <th>Loss</th> <th>Factor</th> <th>dB</th> <th>dB</th> <th>cm</th> <th>deg</th> <th>Remark</th> </tr> </thead> <tbody> <tr> <td>1</td> <td>38.00</td> <td>25.84</td> <td>-14.16</td> <td>48.00</td> <td>32.77</td> <td>24.38</td> <td>0.74</td> <td>31.97</td> <td>---</td> <td>---</td> <td>---</td> <td>Peak</td> </tr> <tr> <td>2</td> <td>143.55</td> <td>28.68</td> <td>-14.82</td> <td>43.58</td> <td>41.43</td> <td>17.27</td> <td>1.56</td> <td>31.58</td> <td>---</td> <td>---</td> <td>---</td> <td>Peak</td> </tr> <tr> <td>3</td> <td>448.87</td> <td>24.26</td> <td>-21.74</td> <td>46.00</td> <td>38.25</td> <td>22.23</td> <td>2.73</td> <td>31.29</td> <td>---</td> <td>---</td> <td>---</td> <td>Peak</td> </tr> <tr> <td>4</td> <td>683.33</td> <td>24.46</td> <td>-21.54</td> <td>46.00</td> <td>27.86</td> <td>24.79</td> <td>3.17</td> <td>31.27</td> <td>---</td> <td>---</td> <td>---</td> <td>Peak</td> </tr> <tr> <td>5</td> <td>700.41</td> <td>26.45</td> <td>-19.35</td> <td>46.00</td> <td>28.51</td> <td>25.76</td> <td>3.58</td> <td>31.08</td> <td>---</td> <td>---</td> <td>---</td> <td>Peak</td> </tr> <tr> <td>6</td> <td>945.68</td> <td>28.28</td> <td>-17.08</td> <td>46.00</td> <td>28.37</td> <td>26.97</td> <td>3.99</td> <td>31.33</td> <td>---</td> <td>---</td> <td>---</td> <td>Peak</td> </tr> </tbody> </table>	Freq	Level	Line1	Line	Level	Factor	Loss	Factor	dB	dB	cm	deg	Remark	1	38.00	25.84	-14.16	48.00	32.77	24.38	0.74	31.97	---	---	---	Peak	2	143.55	28.68	-14.82	43.58	41.43	17.27	1.56	31.58	---	---	---	Peak	3	448.87	24.26	-21.74	46.00	38.25	22.23	2.73	31.29	---	---	---	Peak	4	683.33	24.46	-21.54	46.00	27.86	24.79	3.17	31.27	---	---	---	Peak	5	700.41	26.45	-19.35	46.00	28.51	25.76	3.58	31.08	---	---	---	Peak	6	945.68	28.28	-17.08	46.00	28.37	26.97	3.99	31.33	---	---	---	Peak
	Freq	Level	Line1	Line	Level	Factor	Loss	Factor	dB	dB	cm	deg	Remark																																																																																																																																																																											
1	30.97	24.81	-15.19	48.00	32.32	23.71	0.75	31.97	---	---	---	Peak																																																																																																																																																																												
2	99.84	28.18	-15.40	43.58	41.71	16.88	1.33	31.72	---	---	---	Peak																																																																																																																																																																												
3	134.76	25.88	-17.78	43.58	38.33	17.55	1.52	31.68	---	---	---	Peak																																																																																																																																																																												
4	417.83	27.26	-18.74	46.00	33.83	22.81	2.54	31.22	---	---	---	Peak																																																																																																																																																																												
5	511.12	38.16	-17.84	46.00	32.86	23.63	2.98	31.23	---	---	---	Peak																																																																																																																																																																												
6	969.93	38.46	-13.54	54.00	39.64	27.32	4.04	31.34	---	---	---	Peak																																																																																																																																																																												
Freq	Level	Line1	Line	Level	Factor	Loss	Factor	dB	dB	cm	deg	Remark																																																																																																																																																																												
1	38.00	25.84	-14.16	48.00	32.77	24.38	0.74	31.97	---	---	---	Peak																																																																																																																																																																												
2	143.55	28.68	-14.82	43.58	41.43	17.27	1.56	31.58	---	---	---	Peak																																																																																																																																																																												
3	448.87	24.26	-21.74	46.00	38.25	22.23	2.73	31.29	---	---	---	Peak																																																																																																																																																																												
4	683.33	24.46	-21.54	46.00	27.86	24.79	3.17	31.27	---	---	---	Peak																																																																																																																																																																												
5	700.41	26.45	-19.35	46.00	28.51	25.76	3.58	31.08	---	---	---	Peak																																																																																																																																																																												
6	945.68	28.28	-17.08	46.00	28.37	26.97	3.99	31.33	---	---	---	Peak																																																																																																																																																																												



<ANT 2>

2.4GHz 2400~2483.5MHz

WIFI 802.11b (Band Edge @ 3m)

WIFI	2.4GHz 2400~2483.5MHz Band Edge @ 3m																																																															
ANT	802.11b CH01 2412MHz																																																															
2	Horizontal	Fundamental																																																														
Peak	<p>Date: 1 Date: 2022-05-26</p> <p>Site Condition : 03CH02-S2 Condition : PEAK_BE_74 3m HF_ANT_3117_0107 HORIZONTAL RBW: 1000.000kHz VBW: 3000.000kHz Project : 211916-01 Mode : Mode 34 SN : #19 G08227012194000K Plane : Z with Accessory setting : 1M power setting 17</p> <table border="1"> <thead> <tr> <th>Freq</th> <th>Level</th> <th>Over</th> <th>Limit</th> <th>ReadAntenna</th> <th>Cable</th> <th>Preamp</th> <th>A/Pos</th> <th>T/Pos</th> <th>Remark</th> </tr> <tr> <th>MHz</th> <th>dBuV/m</th> <th>dB</th> <th>dBuV/m</th> <th>dBuV</th> <th>dB/m</th> <th>dB</th> <th>dB</th> <th>cm</th> <th>deg</th> </tr> </thead> <tbody> <tr> <td>1</td> <td>2333.00</td> <td>59.77</td> <td>-23.23</td> <td>74.00</td> <td>45.94</td> <td>31.65</td> <td>5.47</td> <td>32.27</td> <td>184</td> <td>141 Peak</td> </tr> </tbody> </table>	Freq	Level	Over	Limit	ReadAntenna	Cable	Preamp	A/Pos	T/Pos	Remark	MHz	dBuV/m	dB	dBuV/m	dBuV	dB/m	dB	dB	cm	deg	1	2333.00	59.77	-23.23	74.00	45.94	31.65	5.47	32.27	184	141 Peak	<p>Date: 3 Date: 2022-05-26</p> <p>Site Condition : 03CH02-S2 Condition : PEAK_74 3m HF_ANT_3117_0107 HORIZONTAL RBW: 1000.000kHz VBW: 3000.000kHz Project : 211916-01 Mode : Mode 34 SN : #19 G08227012194000K Plane : Z with Accessory setting : 1M power setting 17</p> <table border="1"> <thead> <tr> <th>Freq</th> <th>Level</th> <th>Over</th> <th>Limit</th> <th>ReadAntenna</th> <th>Cable</th> <th>Preamp</th> <th>A/Pos</th> <th>T/Pos</th> <th>Remark</th> </tr> <tr> <th>MHz</th> <th>dBuV/m</th> <th>dB</th> <th>dBuV/m</th> <th>dBuV</th> <th>dB/m</th> <th>dB</th> <th>dB</th> <th>cm</th> <th>deg</th> </tr> </thead> <tbody> <tr> <td>1</td> <td>2412.00</td> <td>99.95</td> <td>25.95</td> <td>74.00</td> <td>94.82</td> <td>31.80</td> <td>5.57</td> <td>32.24</td> <td>184</td> <td>141 Peak</td> </tr> </tbody> </table>	Freq	Level	Over	Limit	ReadAntenna	Cable	Preamp	A/Pos	T/Pos	Remark	MHz	dBuV/m	dB	dBuV/m	dBuV	dB/m	dB	dB	cm	deg	1	2412.00	99.95	25.95	74.00	94.82	31.80	5.57	32.24	184	141 Peak
Freq	Level	Over	Limit	ReadAntenna	Cable	Preamp	A/Pos	T/Pos	Remark																																																							
MHz	dBuV/m	dB	dBuV/m	dBuV	dB/m	dB	dB	cm	deg																																																							
1	2333.00	59.77	-23.23	74.00	45.94	31.65	5.47	32.27	184	141 Peak																																																						
Freq	Level	Over	Limit	ReadAntenna	Cable	Preamp	A/Pos	T/Pos	Remark																																																							
MHz	dBuV/m	dB	dBuV/m	dBuV	dB/m	dB	dB	cm	deg																																																							
1	2412.00	99.95	25.95	74.00	94.82	31.80	5.57	32.24	184	141 Peak																																																						
Avg.	<p>Date: 2 Date: 2022-05-26</p> <p>Site Condition : 03CH02-S2 Condition : AVG_BE_54 3m HF_ANT_3117_0107 HORIZONTAL RBW: 1000.000kHz VBW: 0.010kHz Project : 211916-01 Mode : Mode 34 SN : #19 G08227012194000K Plane : Z with Accessory setting : 1M power setting 17</p> <table border="1"> <thead> <tr> <th>Freq</th> <th>Level</th> <th>Over</th> <th>Limit</th> <th>ReadAntenna</th> <th>Cable</th> <th>Preamp</th> <th>A/Pos</th> <th>T/Pos</th> <th>Remark</th> </tr> <tr> <th>MHz</th> <th>dBuV/m</th> <th>dB</th> <th>dBuV/m</th> <th>dBuV</th> <th>dB/m</th> <th>dB</th> <th>dB</th> <th>cm</th> <th>deg</th> </tr> </thead> <tbody> <tr> <td>1</td> <td>2372.00</td> <td>59.87</td> <td>-14.13</td> <td>54.00</td> <td>34.89</td> <td>31.70</td> <td>5.53</td> <td>32.25</td> <td>184</td> <td>141 Average</td> </tr> </tbody> </table>	Freq	Level	Over	Limit	ReadAntenna	Cable	Preamp	A/Pos	T/Pos	Remark	MHz	dBuV/m	dB	dBuV/m	dBuV	dB/m	dB	dB	cm	deg	1	2372.00	59.87	-14.13	54.00	34.89	31.70	5.53	32.25	184	141 Average	<p>Date: 4 Date: 2022-05-26</p> <p>Site Condition : 03CH02-S2 Condition : AVG_54 3m HF_ANT_3117_0107 HORIZONTAL RBW: 1000.000kHz VBW: 0.010kHz Project : 211916-01 Mode : Mode 34 SN : #19 G08227012194000K Plane : Z with Accessory setting : 1M power setting 17</p> <table border="1"> <thead> <tr> <th>Freq</th> <th>Level</th> <th>Over</th> <th>Limit</th> <th>ReadAntenna</th> <th>Cable</th> <th>Preamp</th> <th>A/Pos</th> <th>T/Pos</th> <th>Remark</th> </tr> <tr> <th>MHz</th> <th>dBuV/m</th> <th>dB</th> <th>dBuV/m</th> <th>dBuV</th> <th>dB/m</th> <th>dB</th> <th>dB</th> <th>cm</th> <th>deg</th> </tr> </thead> <tbody> <tr> <td>1</td> <td>2412.00</td> <td>95.44</td> <td>41.44</td> <td>54.00</td> <td>90.31</td> <td>31.80</td> <td>5.57</td> <td>32.24</td> <td>184</td> <td>141 Average</td> </tr> </tbody> </table>	Freq	Level	Over	Limit	ReadAntenna	Cable	Preamp	A/Pos	T/Pos	Remark	MHz	dBuV/m	dB	dBuV/m	dBuV	dB/m	dB	dB	cm	deg	1	2412.00	95.44	41.44	54.00	90.31	31.80	5.57	32.24	184	141 Average
Freq	Level	Over	Limit	ReadAntenna	Cable	Preamp	A/Pos	T/Pos	Remark																																																							
MHz	dBuV/m	dB	dBuV/m	dBuV	dB/m	dB	dB	cm	deg																																																							
1	2372.00	59.87	-14.13	54.00	34.89	31.70	5.53	32.25	184	141 Average																																																						
Freq	Level	Over	Limit	ReadAntenna	Cable	Preamp	A/Pos	T/Pos	Remark																																																							
MHz	dBuV/m	dB	dBuV/m	dBuV	dB/m	dB	dB	cm	deg																																																							
1	2412.00	95.44	41.44	54.00	90.31	31.80	5.57	32.24	184	141 Average																																																						



WIFI	2.4GHz 2400~2483.5MHz Band Edge @ 3m																																																															
ANT	802.11b CH01 2412MHz																																																															
2	Vertical	Fundamental																																																														
Peak	<p>Site : 03CH02-SZ Condition : PEAK_BE_74 3m HF_ANT_3117_0107 VERTICAL : RSW:1000.000kHz VBW:3000.000kHz Project : 211916-01 Mode : Mode 34 SN : #19 08E227012194000K Plane : Z with Accessory setting : 1M power setting 17</p> <table border="1"> <thead> <tr> <th>Freq</th> <th>Level</th> <th>Over</th> <th>Limit</th> <th>ReadAntenna</th> <th>Cable</th> <th>Preamp</th> <th>A/Pos</th> <th>T/Pos</th> <th>Remark</th> </tr> <tr> <th>MHz</th> <th>dBuV/m</th> <th>dB</th> <th>dBuV/m</th> <th>dBuV</th> <th>dB/m</th> <th>dB</th> <th>dB</th> <th>cm</th> <th>deg</th> </tr> </thead> <tbody> <tr> <td>1</td> <td>2389.28</td> <td>51.45</td> <td>-22.55</td> <td>74.00</td> <td>46.45</td> <td>31.70</td> <td>5.55</td> <td>32.25</td> <td>188</td> <td>199 Peak</td> </tr> </tbody> </table>	Freq	Level	Over	Limit	ReadAntenna	Cable	Preamp	A/Pos	T/Pos	Remark	MHz	dBuV/m	dB	dBuV/m	dBuV	dB/m	dB	dB	cm	deg	1	2389.28	51.45	-22.55	74.00	46.45	31.70	5.55	32.25	188	199 Peak	<p>Site : 03CH02-SZ Condition : PEAK_74 3m HF_ANT_3117_0107 VERTICAL : RSW:1000.000kHz VBW:3000.000kHz Project : 211916-01 Mode : Mode 34 SN : #19 08E227012194000K Plane : Z with Accessory setting : 1M power setting 17</p> <table border="1"> <thead> <tr> <th>Freq</th> <th>Level</th> <th>Over</th> <th>Limit</th> <th>ReadAntenna</th> <th>Cable</th> <th>Preamp</th> <th>A/Pos</th> <th>T/Pos</th> <th>Remark</th> </tr> <tr> <th>MHz</th> <th>dBuV/m</th> <th>dB</th> <th>dBuV/m</th> <th>dBuV</th> <th>dB/m</th> <th>dB</th> <th>dB</th> <th>cm</th> <th>deg</th> </tr> </thead> <tbody> <tr> <td>1</td> <td>2412.00</td> <td>98.97</td> <td>24.97</td> <td>74.00</td> <td>93.84</td> <td>31.88</td> <td>5.57</td> <td>32.24</td> <td>188</td> <td>199 Peak</td> </tr> </tbody> </table>	Freq	Level	Over	Limit	ReadAntenna	Cable	Preamp	A/Pos	T/Pos	Remark	MHz	dBuV/m	dB	dBuV/m	dBuV	dB/m	dB	dB	cm	deg	1	2412.00	98.97	24.97	74.00	93.84	31.88	5.57	32.24	188	199 Peak
Freq	Level	Over	Limit	ReadAntenna	Cable	Preamp	A/Pos	T/Pos	Remark																																																							
MHz	dBuV/m	dB	dBuV/m	dBuV	dB/m	dB	dB	cm	deg																																																							
1	2389.28	51.45	-22.55	74.00	46.45	31.70	5.55	32.25	188	199 Peak																																																						
Freq	Level	Over	Limit	ReadAntenna	Cable	Preamp	A/Pos	T/Pos	Remark																																																							
MHz	dBuV/m	dB	dBuV/m	dBuV	dB/m	dB	dB	cm	deg																																																							
1	2412.00	98.97	24.97	74.00	93.84	31.88	5.57	32.24	188	199 Peak																																																						
Avg.	<p>Site : 03CH02-SZ Condition : AVG_BE_54 3m HF_ANT_3117_0107 VERTICAL : RSW:1000.000kHz VBW:0.010kHz Project : 211916-01 Mode : Mode 34 SN : #19 08E227012194000K Plane : Z with Accessory setting : 1M power setting 17</p> <table border="1"> <thead> <tr> <th>Freq</th> <th>Level</th> <th>Over</th> <th>Limit</th> <th>ReadAntenna</th> <th>Cable</th> <th>Preamp</th> <th>A/Pos</th> <th>T/Pos</th> <th>Remark</th> </tr> <tr> <th>MHz</th> <th>dBuV/m</th> <th>dB</th> <th>dBuV/m</th> <th>dBuV</th> <th>dB/m</th> <th>dB</th> <th>dB</th> <th>cm</th> <th>deg</th> </tr> </thead> <tbody> <tr> <td>1</td> <td>2388.23</td> <td>59.95</td> <td>-14.87</td> <td>54.00</td> <td>34.93</td> <td>31.70</td> <td>5.55</td> <td>32.25</td> <td>188</td> <td>199 Average</td> </tr> </tbody> </table>	Freq	Level	Over	Limit	ReadAntenna	Cable	Preamp	A/Pos	T/Pos	Remark	MHz	dBuV/m	dB	dBuV/m	dBuV	dB/m	dB	dB	cm	deg	1	2388.23	59.95	-14.87	54.00	34.93	31.70	5.55	32.25	188	199 Average	<p>Site : 03CH02-SZ Condition : AVG_54 3m HF_ANT_3117_0107 VERTICAL : RSW:1000.000kHz VBW:0.010kHz Project : 211916-01 Mode : Mode 34 SN : #19 08E227012194000K Plane : Z with Accessory setting : 1M power setting 17</p> <table border="1"> <thead> <tr> <th>Freq</th> <th>Level</th> <th>Over</th> <th>Limit</th> <th>ReadAntenna</th> <th>Cable</th> <th>Preamp</th> <th>A/Pos</th> <th>T/Pos</th> <th>Remark</th> </tr> <tr> <th>MHz</th> <th>dBuV/m</th> <th>dB</th> <th>dBuV/m</th> <th>dBuV</th> <th>dB/m</th> <th>dB</th> <th>dB</th> <th>cm</th> <th>deg</th> </tr> </thead> <tbody> <tr> <td>1</td> <td>2412.00</td> <td>95.28</td> <td>41.28</td> <td>54.00</td> <td>98.87</td> <td>31.88</td> <td>5.57</td> <td>32.24</td> <td>188</td> <td>199 Average</td> </tr> </tbody> </table>	Freq	Level	Over	Limit	ReadAntenna	Cable	Preamp	A/Pos	T/Pos	Remark	MHz	dBuV/m	dB	dBuV/m	dBuV	dB/m	dB	dB	cm	deg	1	2412.00	95.28	41.28	54.00	98.87	31.88	5.57	32.24	188	199 Average
Freq	Level	Over	Limit	ReadAntenna	Cable	Preamp	A/Pos	T/Pos	Remark																																																							
MHz	dBuV/m	dB	dBuV/m	dBuV	dB/m	dB	dB	cm	deg																																																							
1	2388.23	59.95	-14.87	54.00	34.93	31.70	5.55	32.25	188	199 Average																																																						
Freq	Level	Over	Limit	ReadAntenna	Cable	Preamp	A/Pos	T/Pos	Remark																																																							
MHz	dBuV/m	dB	dBuV/m	dBuV	dB/m	dB	dB	cm	deg																																																							
1	2412.00	95.28	41.28	54.00	98.87	31.88	5.57	32.24	188	199 Average																																																						



WIFI	2.4GHz 2400~2483.5MHz Band Edge @ 3m																																																												
ANT	802.11b CH06 2437MHz - L																																																												
2	Horizontal	Fundamental																																																											
Peak	<p>Date: 1 Date: 2022-05-26</p> <p>Site : 03CH02-SZ Condition : PEAK_BE_74 3m HF_ANT_3117_0107 HORIZONTAL : RSW:1000.000kHz VBW:3000.000kHz Project : 211916-01 Mode : Mode 35 SN : #19 080227012194000K Plane : Z with Accessory setting : 1M power setting 17</p> <table border="1"> <thead> <tr> <th>Freq</th> <th>Level</th> <th>Limit</th> <th>ReadAntenna</th> <th>Cable</th> <th>Preamp</th> <th>A/Pos</th> <th>T/Pos</th> <th>Remark</th> </tr> <tr> <th>MHz</th> <th>dBuV/m</th> <th>dB</th> <th>dBuV/m</th> <th>dBuV</th> <th>dB/m</th> <th>dB</th> <th>dB</th> <th>deg</th> </tr> </thead> <tbody> <tr> <td>1</td> <td>2314.20</td> <td>59.64</td> <td>-23.36</td> <td>74.00</td> <td>45.89</td> <td>31.57</td> <td>5.45</td> <td>32.27</td> <td>177</td> <td>116 Peak</td> </tr> </tbody> </table>	Freq	Level	Limit	ReadAntenna	Cable	Preamp	A/Pos	T/Pos	Remark	MHz	dBuV/m	dB	dBuV/m	dBuV	dB/m	dB	dB	deg	1	2314.20	59.64	-23.36	74.00	45.89	31.57	5.45	32.27	177	116 Peak	<p>Date: 3 Date: 2022-05-26</p> <p>Site : 03CH02-SZ Condition : PEAK_74 3m HF_ANT_3117_0107 HORIZONTAL : RSW:1000.000kHz VBW:3000.000kHz Project : 211916-01 Mode : Mode 35 SN : #19 080227012194000K Plane : Z with Accessory setting : 1M power setting 17</p> <table border="1"> <thead> <tr> <th>Freq</th> <th>Level</th> <th>Limit</th> <th>ReadAntenna</th> <th>Cable</th> <th>Preamp</th> <th>A/Pos</th> <th>T/Pos</th> <th>Remark</th> </tr> <tr> <th>MHz</th> <th>dBuV/m</th> <th>dB</th> <th>dBuV/m</th> <th>dBuV</th> <th>dB/m</th> <th>dB</th> <th>dB</th> <th>cm</th> <th>deg</th> </tr> </thead> <tbody> <tr> <td>1</td> <td>2437.00</td> <td>99.28</td> <td>25.28</td> <td>74.00</td> <td>93.81</td> <td>32.00</td> <td>5.61</td> <td>32.14</td> <td>177</td> <td>116 Peak</td> </tr> </tbody> </table>	Freq	Level	Limit	ReadAntenna	Cable	Preamp	A/Pos	T/Pos	Remark	MHz	dBuV/m	dB	dBuV/m	dBuV	dB/m	dB	dB	cm	deg	1	2437.00	99.28	25.28	74.00	93.81	32.00	5.61	32.14	177	116 Peak
Freq	Level	Limit	ReadAntenna	Cable	Preamp	A/Pos	T/Pos	Remark																																																					
MHz	dBuV/m	dB	dBuV/m	dBuV	dB/m	dB	dB	deg																																																					
1	2314.20	59.64	-23.36	74.00	45.89	31.57	5.45	32.27	177	116 Peak																																																			
Freq	Level	Limit	ReadAntenna	Cable	Preamp	A/Pos	T/Pos	Remark																																																					
MHz	dBuV/m	dB	dBuV/m	dBuV	dB/m	dB	dB	cm	deg																																																				
1	2437.00	99.28	25.28	74.00	93.81	32.00	5.61	32.14	177	116 Peak																																																			
Avg.	<p>Date: 2 Date: 2022-05-26</p> <p>Site : 03CH02-SZ Condition : AVG_BE_54 3m HF_ANT_3117_0107 HORIZONTAL : RSW:1000.000kHz VBW:0.010kHz Project : 211916-01 Mode : Mode 35 SN : #19 080227012194000K Plane : Z with Accessory setting : 1M power setting 17</p> <table border="1"> <thead> <tr> <th>Freq</th> <th>Level</th> <th>Limit</th> <th>ReadAntenna</th> <th>Cable</th> <th>Preamp</th> <th>A/Pos</th> <th>T/Pos</th> <th>Remark</th> </tr> <tr> <th>MHz</th> <th>dBuV/m</th> <th>dB</th> <th>dBuV/m</th> <th>dBuV</th> <th>dB/m</th> <th>dB</th> <th>dB</th> <th>deg</th> </tr> </thead> <tbody> <tr> <td>1</td> <td>2389.10</td> <td>48.81</td> <td>-15.99</td> <td>54.00</td> <td>35.81</td> <td>31.70</td> <td>5.55</td> <td>32.25</td> <td>177</td> <td>116 Average</td> </tr> </tbody> </table>	Freq	Level	Limit	ReadAntenna	Cable	Preamp	A/Pos	T/Pos	Remark	MHz	dBuV/m	dB	dBuV/m	dBuV	dB/m	dB	dB	deg	1	2389.10	48.81	-15.99	54.00	35.81	31.70	5.55	32.25	177	116 Average	<p>Date: 4 Date: 2022-05-26</p> <p>Site : 03CH02-SZ Condition : AVG_54 3m HF_ANT_3117_0107 HORIZONTAL : RSW:1000.000kHz VBW:0.010kHz Project : 211916-01 Mode : Mode 35 SN : #19 080227012194000K Plane : Z with Accessory setting : 1M power setting 17</p> <table border="1"> <thead> <tr> <th>Freq</th> <th>Level</th> <th>Limit</th> <th>ReadAntenna</th> <th>Cable</th> <th>Preamp</th> <th>A/Pos</th> <th>T/Pos</th> <th>Remark</th> </tr> <tr> <th>MHz</th> <th>dBuV/m</th> <th>dB</th> <th>dBuV/m</th> <th>dBuV</th> <th>dB/m</th> <th>dB</th> <th>dB</th> <th>cm</th> <th>deg</th> </tr> </thead> <tbody> <tr> <td>1</td> <td>2437.00</td> <td>95.49</td> <td>41.49</td> <td>54.00</td> <td>90.82</td> <td>32.00</td> <td>5.61</td> <td>32.14</td> <td>177</td> <td>116 Average</td> </tr> </tbody> </table>	Freq	Level	Limit	ReadAntenna	Cable	Preamp	A/Pos	T/Pos	Remark	MHz	dBuV/m	dB	dBuV/m	dBuV	dB/m	dB	dB	cm	deg	1	2437.00	95.49	41.49	54.00	90.82	32.00	5.61	32.14	177	116 Average
Freq	Level	Limit	ReadAntenna	Cable	Preamp	A/Pos	T/Pos	Remark																																																					
MHz	dBuV/m	dB	dBuV/m	dBuV	dB/m	dB	dB	deg																																																					
1	2389.10	48.81	-15.99	54.00	35.81	31.70	5.55	32.25	177	116 Average																																																			
Freq	Level	Limit	ReadAntenna	Cable	Preamp	A/Pos	T/Pos	Remark																																																					
MHz	dBuV/m	dB	dBuV/m	dBuV	dB/m	dB	dB	cm	deg																																																				
1	2437.00	95.49	41.49	54.00	90.82	32.00	5.61	32.14	177	116 Average																																																			



WIFI	2.4GHz 2400~2483.5MHz Band Edge @ 3m																																
ANT	802.11b CH06 2437MHz - R																																
2	Horizontal	Fundamental																															
Peak	<p> Date: 5 Date: 2022-05-26 Level (dBuV/m) Frequency (MHz) PEAK_BE_74 </p> <p> Site : 03CH02-SZ Condition : PEAK_BE_74 3m HF_ANT_3117_0107 HORIZONTAL : RBW:1000.000kHz VBW:3000.000kHz Project : 211916-01 Mode : Mode 35 SN : #19 03B227012194000K Plane : Z with Accessory setting : TM power setting 17 </p> <table border="1"> <thead> <tr> <th>Freq</th> <th>Level</th> <th>Over</th> <th>Limit</th> <th>ReadAntenna</th> <th>Cable</th> <th>Preamp</th> <th>A/Pos</th> <th>T/Pos</th> <th>Remark</th> </tr> <tr> <th>MHz</th> <th>dBuV/m</th> <th>dB</th> <th>dBuV/m</th> <th>dBuV</th> <th>dB/m</th> <th>dB</th> <th>dB</th> <th>ca</th> <th>deg</th> </tr> </thead> <tbody> <tr> <td>1</td> <td>2495.24</td> <td>52.02</td> <td>-11.98</td> <td>74.00</td> <td>46.09</td> <td>32.10</td> <td>5.68</td> <td>33.85</td> <td>177</td> <td>116 Peak</td> </tr> </tbody> </table>	Freq	Level	Over	Limit	ReadAntenna	Cable	Preamp	A/Pos	T/Pos	Remark	MHz	dBuV/m	dB	dBuV/m	dBuV	dB/m	dB	dB	ca	deg	1	2495.24	52.02	-11.98	74.00	46.09	32.10	5.68	33.85	177	116 Peak	Left blank
Freq	Level	Over	Limit	ReadAntenna	Cable	Preamp	A/Pos	T/Pos	Remark																								
MHz	dBuV/m	dB	dBuV/m	dBuV	dB/m	dB	dB	ca	deg																								
1	2495.24	52.02	-11.98	74.00	46.09	32.10	5.68	33.85	177	116 Peak																							
Avg.	<p> Date: 6 Date: 2022-05-26 Level (dBuV/m) Frequency (MHz) AVG_BE_54 </p> <p> Site : 03CH02-SZ Condition : AVG_BE_54 3m HF_ANT_3117_0107 HORIZONTAL : RBW:1000.000kHz VBW:3.0100kHz Project : 211916-01 Mode : Mode 35 SN : #19 03B227012194000K Plane : Z with Accessory setting : TM power setting 17 </p> <table border="1"> <thead> <tr> <th>Freq</th> <th>Level</th> <th>Over</th> <th>Limit</th> <th>ReadAntenna</th> <th>Cable</th> <th>Preamp</th> <th>A/Pos</th> <th>T/Pos</th> <th>Remark</th> </tr> <tr> <th>MHz</th> <th>dBuV/m</th> <th>dB</th> <th>dBuV/m</th> <th>dBuV</th> <th>dB/m</th> <th>dB</th> <th>dB</th> <th>ca</th> <th>deg</th> </tr> </thead> <tbody> <tr> <td>1</td> <td>2497.28</td> <td>41.15</td> <td>-12.87</td> <td>54.00</td> <td>35.28</td> <td>32.10</td> <td>5.68</td> <td>33.85</td> <td>177</td> <td>116 Average</td> </tr> </tbody> </table>	Freq	Level	Over	Limit	ReadAntenna	Cable	Preamp	A/Pos	T/Pos	Remark	MHz	dBuV/m	dB	dBuV/m	dBuV	dB/m	dB	dB	ca	deg	1	2497.28	41.15	-12.87	54.00	35.28	32.10	5.68	33.85	177	116 Average	Left blank
Freq	Level	Over	Limit	ReadAntenna	Cable	Preamp	A/Pos	T/Pos	Remark																								
MHz	dBuV/m	dB	dBuV/m	dBuV	dB/m	dB	dB	ca	deg																								
1	2497.28	41.15	-12.87	54.00	35.28	32.10	5.68	33.85	177	116 Average																							

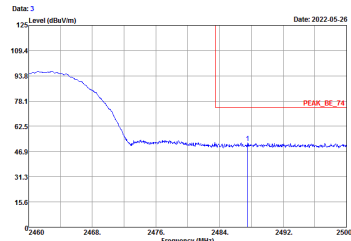
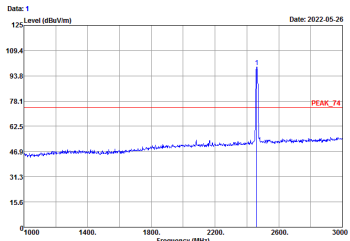
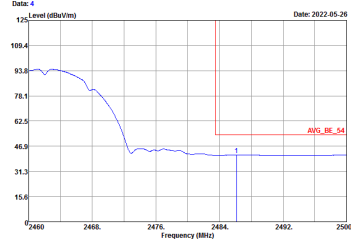
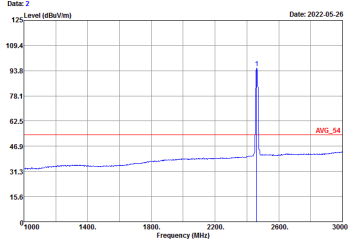


WIFI	2.4GHz 2400~2483.5MHz Band Edge @ 3m																																																												
ANT	802.11b CH06 2437MHz - L																																																												
2	Vertical	Fundamental																																																											
Peak	<p>Date: 7 Date: 2022-05-26</p> <p>Site : 03CH02-SZ Condition : PEAK_BE_74 3m HF_ANT_3117_0107 VERTICAL : RSW:1000.000kHz VBW:3000.000kHz Project : 211916-01 Mode : Mode 35 SN : #19 080227012194000K Plane : Z with Accessory setting : 1M power setting 17</p> <table border="1"> <thead> <tr> <th>Freq</th> <th>Level</th> <th>Limit</th> <th>ReadAntenna</th> <th>Cable</th> <th>Preamp</th> <th>A/Pos</th> <th>T/Pos</th> <th>Remark</th> </tr> <tr> <th>MHz</th> <th>dBuV/m</th> <th>dB</th> <th>dBuV/m</th> <th>dBuV</th> <th>dB/m</th> <th>dB</th> <th>dB</th> <th>deg</th> </tr> </thead> <tbody> <tr> <td>1</td> <td>2362.92</td> <td>51.00</td> <td>-23.00</td> <td>74.00</td> <td>46.05</td> <td>31.70</td> <td>5.53</td> <td>32.26</td> <td>158</td> <td>203 Peak</td> </tr> </tbody> </table>	Freq	Level	Limit	ReadAntenna	Cable	Preamp	A/Pos	T/Pos	Remark	MHz	dBuV/m	dB	dBuV/m	dBuV	dB/m	dB	dB	deg	1	2362.92	51.00	-23.00	74.00	46.05	31.70	5.53	32.26	158	203 Peak	<p>Date: 9 Date: 2022-05-26</p> <p>Site : 03CH02-SZ Condition : PEAK_74 3m HF_ANT_3117_0107 VERTICAL : RSW:1000.000kHz VBW:3000.000kHz Project : 211916-01 Mode : Mode 35 SN : #19 080227012194000K Plane : Z with Accessory setting : 1M power setting 17</p> <table border="1"> <thead> <tr> <th>Freq</th> <th>Level</th> <th>Limit</th> <th>ReadAntenna</th> <th>Cable</th> <th>Preamp</th> <th>A/Pos</th> <th>T/Pos</th> <th>Remark</th> </tr> <tr> <th>MHz</th> <th>dBuV/m</th> <th>dB</th> <th>dBuV/m</th> <th>dBuV</th> <th>dB/m</th> <th>dB</th> <th>dB</th> <th>cn</th> <th>deg</th> </tr> </thead> <tbody> <tr> <td>1</td> <td>2437.00</td> <td>98.93</td> <td>24.93</td> <td>74.00</td> <td>93.46</td> <td>32.00</td> <td>5.61</td> <td>32.14</td> <td>158</td> <td>203 Peak</td> </tr> </tbody> </table>	Freq	Level	Limit	ReadAntenna	Cable	Preamp	A/Pos	T/Pos	Remark	MHz	dBuV/m	dB	dBuV/m	dBuV	dB/m	dB	dB	cn	deg	1	2437.00	98.93	24.93	74.00	93.46	32.00	5.61	32.14	158	203 Peak
Freq	Level	Limit	ReadAntenna	Cable	Preamp	A/Pos	T/Pos	Remark																																																					
MHz	dBuV/m	dB	dBuV/m	dBuV	dB/m	dB	dB	deg																																																					
1	2362.92	51.00	-23.00	74.00	46.05	31.70	5.53	32.26	158	203 Peak																																																			
Freq	Level	Limit	ReadAntenna	Cable	Preamp	A/Pos	T/Pos	Remark																																																					
MHz	dBuV/m	dB	dBuV/m	dBuV	dB/m	dB	dB	cn	deg																																																				
1	2437.00	98.93	24.93	74.00	93.46	32.00	5.61	32.14	158	203 Peak																																																			
Avg.	<p>Date: 8 Date: 2022-05-26</p> <p>Site : 03CH02-SZ Condition : AVG_BE_54 3m HF_ANT_3117_0107 VERTICAL : RSW:1000.000kHz VBW:3.010kHz Project : 211916-01 Mode : Mode 35 SN : #19 080227012194000K Plane : Z with Accessory setting : 1M power setting 17</p> <table border="1"> <thead> <tr> <th>Freq</th> <th>Level</th> <th>Limit</th> <th>ReadAntenna</th> <th>Cable</th> <th>Preamp</th> <th>A/Pos</th> <th>T/Pos</th> <th>Remark</th> </tr> <tr> <th>MHz</th> <th>dBuV/m</th> <th>dB</th> <th>dBuV/m</th> <th>dBuV</th> <th>dB/m</th> <th>dB</th> <th>dB</th> <th>deg</th> </tr> </thead> <tbody> <tr> <td>1</td> <td>2389.66</td> <td>59.94</td> <td>-14.00</td> <td>54.00</td> <td>34.94</td> <td>31.70</td> <td>5.55</td> <td>32.25</td> <td>158</td> <td>203 Average</td> </tr> </tbody> </table>	Freq	Level	Limit	ReadAntenna	Cable	Preamp	A/Pos	T/Pos	Remark	MHz	dBuV/m	dB	dBuV/m	dBuV	dB/m	dB	dB	deg	1	2389.66	59.94	-14.00	54.00	34.94	31.70	5.55	32.25	158	203 Average	<p>Date: 10 Date: 2022-05-26</p> <p>Site : 03CH02-SZ Condition : AVG_54 3m HF_ANT_3117_0107 VERTICAL : RSW:1000.000kHz VBW:3.010kHz Project : 211916-01 Mode : Mode 35 SN : #19 080227012194000K Plane : Z with Accessory setting : 1M power setting 17</p> <table border="1"> <thead> <tr> <th>Freq</th> <th>Level</th> <th>Limit</th> <th>ReadAntenna</th> <th>Cable</th> <th>Preamp</th> <th>A/Pos</th> <th>T/Pos</th> <th>Remark</th> </tr> <tr> <th>MHz</th> <th>dBuV/m</th> <th>dB</th> <th>dBuV/m</th> <th>dBuV</th> <th>dB/m</th> <th>dB</th> <th>dB</th> <th>cn</th> <th>deg</th> </tr> </thead> <tbody> <tr> <td>1</td> <td>2437.00</td> <td>95.16</td> <td>41.16</td> <td>54.00</td> <td>89.69</td> <td>32.00</td> <td>5.61</td> <td>32.14</td> <td>158</td> <td>203 Average</td> </tr> </tbody> </table>	Freq	Level	Limit	ReadAntenna	Cable	Preamp	A/Pos	T/Pos	Remark	MHz	dBuV/m	dB	dBuV/m	dBuV	dB/m	dB	dB	cn	deg	1	2437.00	95.16	41.16	54.00	89.69	32.00	5.61	32.14	158	203 Average
Freq	Level	Limit	ReadAntenna	Cable	Preamp	A/Pos	T/Pos	Remark																																																					
MHz	dBuV/m	dB	dBuV/m	dBuV	dB/m	dB	dB	deg																																																					
1	2389.66	59.94	-14.00	54.00	34.94	31.70	5.55	32.25	158	203 Average																																																			
Freq	Level	Limit	ReadAntenna	Cable	Preamp	A/Pos	T/Pos	Remark																																																					
MHz	dBuV/m	dB	dBuV/m	dBuV	dB/m	dB	dB	cn	deg																																																				
1	2437.00	95.16	41.16	54.00	89.69	32.00	5.61	32.14	158	203 Average																																																			



WIFI	2.4GHz 2400~2483.5MHz Band Edge @ 3m																																
ANT	802.11b CH06 2437MHz - R																																
2	Vertical	Fundamental																															
Peak	<p>Site : 03CH02-SZ Condition : PEAK_BE_74 3m HF_ANT_3117_0107 VERTICAL : RBW:1000.000kHz VBW:3000.000kHz Project : 211916-01 Mode : Mode 35 SN : #19 03B227012194000K Plane : Z with Accessory setting : TM power setting 17</p> <table border="1"> <thead> <tr> <th>Freq</th> <th>Level</th> <th>Over</th> <th>Limit</th> <th>ReadAntenna</th> <th>Cable</th> <th>Preamp</th> <th>A/Pos</th> <th>T/Pos</th> <th>Remark</th> </tr> <tr> <th>MHz</th> <th>dBuV/m</th> <th>dB</th> <th>dBuV/m</th> <th>dBuV</th> <th>dB/m</th> <th>dB</th> <th>dB</th> <th>deg</th> <th></th> </tr> </thead> <tbody> <tr> <td>1</td> <td>2497.62</td> <td>51.58</td> <td>-22.58</td> <td>74.00</td> <td>45.57</td> <td>32.10</td> <td>5.68</td> <td>33.85</td> <td>158</td> <td>203 Peak</td> </tr> </tbody> </table>	Freq	Level	Over	Limit	ReadAntenna	Cable	Preamp	A/Pos	T/Pos	Remark	MHz	dBuV/m	dB	dBuV/m	dBuV	dB/m	dB	dB	deg		1	2497.62	51.58	-22.58	74.00	45.57	32.10	5.68	33.85	158	203 Peak	Left blank
Freq	Level	Over	Limit	ReadAntenna	Cable	Preamp	A/Pos	T/Pos	Remark																								
MHz	dBuV/m	dB	dBuV/m	dBuV	dB/m	dB	dB	deg																									
1	2497.62	51.58	-22.58	74.00	45.57	32.10	5.68	33.85	158	203 Peak																							
Avg.	<p>Site : 03CH02-SZ Condition : AVG_BE_54 3m HF_ANT_3117_0107 VERTICAL : RBW:1000.000kHz VBW:30100kHz Project : 211916-01 Mode : Mode 35 SN : #19 03B227012194000K Plane : Z with Accessory setting : TM power setting 17</p> <table border="1"> <thead> <tr> <th>Freq</th> <th>Level</th> <th>Over</th> <th>Limit</th> <th>ReadAntenna</th> <th>Cable</th> <th>Preamp</th> <th>A/Pos</th> <th>T/Pos</th> <th>Remark</th> </tr> <tr> <th>MHz</th> <th>dBuV/m</th> <th>dB</th> <th>dBuV/m</th> <th>dBuV</th> <th>dB/m</th> <th>dB</th> <th>dB</th> <th>deg</th> <th></th> </tr> </thead> <tbody> <tr> <td>1</td> <td>2484.68</td> <td>41.19</td> <td>-22.81</td> <td>54.00</td> <td>35.41</td> <td>32.87</td> <td>5.68</td> <td>33.95</td> <td>158</td> <td>203 Average</td> </tr> </tbody> </table>	Freq	Level	Over	Limit	ReadAntenna	Cable	Preamp	A/Pos	T/Pos	Remark	MHz	dBuV/m	dB	dBuV/m	dBuV	dB/m	dB	dB	deg		1	2484.68	41.19	-22.81	54.00	35.41	32.87	5.68	33.95	158	203 Average	Left blank
Freq	Level	Over	Limit	ReadAntenna	Cable	Preamp	A/Pos	T/Pos	Remark																								
MHz	dBuV/m	dB	dBuV/m	dBuV	dB/m	dB	dB	deg																									
1	2484.68	41.19	-22.81	54.00	35.41	32.87	5.68	33.95	158	203 Average																							



WIFI	2.4GHz 2400~2483.5MHz Band Edge @ 3m																																																															
ANT	802.11b CH11 2462MHz																																																															
2	Horizontal	Fundamental																																																														
Peak	 <p>Site : 03CH02-SZ Condition : PEAK_BE_74 3m HF_ANT_3117_0107 HORIZONTAL RW: 1000.000kHz VBW: 3000.000kHz Project : 211916-01 Mode : Mode 36 SN : #19 080227012194000K Plane : Z with Accessory setting : 1M power setting 17</p> <table border="1"> <thead> <tr> <th>Freq</th> <th>Level</th> <th>Limit</th> <th>Line</th> <th>Level Factor</th> <th>Loss Factor</th> <th>Loss Factor</th> <th>A/Pos</th> <th>T/Pos</th> <th>Remark</th> </tr> <tr> <th>MHz</th> <th>dBuV/m</th> <th>dB</th> <th>dBuV/m</th> <th>dBuV</th> <th>dB/m</th> <th>dB</th> <th>dB</th> <th>cm</th> <th>deg</th> </tr> </thead> <tbody> <tr> <td>1</td> <td>2487.52</td> <td>52.39</td> <td>-21.61</td> <td>74.00</td> <td>46.56</td> <td>32.10</td> <td>5.68</td> <td>33.95</td> <td>172</td> <td>117 Peak</td> </tr> </tbody> </table>	Freq	Level	Limit	Line	Level Factor	Loss Factor	Loss Factor	A/Pos	T/Pos	Remark	MHz	dBuV/m	dB	dBuV/m	dBuV	dB/m	dB	dB	cm	deg	1	2487.52	52.39	-21.61	74.00	46.56	32.10	5.68	33.95	172	117 Peak	 <p>Site : 03CH02-SZ Condition : PEAK_74 3m HF_ANT_3117_0107 HORIZONTAL RW: 1000.000kHz VBW: 3000.000kHz Project : 211916-01 Mode : Mode 36 SN : #19 080227012194000K Plane : Z with Accessory setting : 1M power setting 17</p> <table border="1"> <thead> <tr> <th>Freq</th> <th>Level</th> <th>Limit</th> <th>Line</th> <th>Level Factor</th> <th>Loss Factor</th> <th>Loss Factor</th> <th>A/Pos</th> <th>T/Pos</th> <th>Remark</th> </tr> <tr> <th>MHz</th> <th>dBuV/m</th> <th>dB</th> <th>dBuV/m</th> <th>dBuV</th> <th>dB/m</th> <th>dB</th> <th>dB</th> <th>cm</th> <th>deg</th> </tr> </thead> <tbody> <tr> <td>1</td> <td>2462.00</td> <td>99.37</td> <td>25.37</td> <td>74.00</td> <td>93.75</td> <td>32.83</td> <td>5.64</td> <td>32.85</td> <td>172</td> <td>117 Peak</td> </tr> </tbody> </table>	Freq	Level	Limit	Line	Level Factor	Loss Factor	Loss Factor	A/Pos	T/Pos	Remark	MHz	dBuV/m	dB	dBuV/m	dBuV	dB/m	dB	dB	cm	deg	1	2462.00	99.37	25.37	74.00	93.75	32.83	5.64	32.85	172	117 Peak
Freq	Level	Limit	Line	Level Factor	Loss Factor	Loss Factor	A/Pos	T/Pos	Remark																																																							
MHz	dBuV/m	dB	dBuV/m	dBuV	dB/m	dB	dB	cm	deg																																																							
1	2487.52	52.39	-21.61	74.00	46.56	32.10	5.68	33.95	172	117 Peak																																																						
Freq	Level	Limit	Line	Level Factor	Loss Factor	Loss Factor	A/Pos	T/Pos	Remark																																																							
MHz	dBuV/m	dB	dBuV/m	dBuV	dB/m	dB	dB	cm	deg																																																							
1	2462.00	99.37	25.37	74.00	93.75	32.83	5.64	32.85	172	117 Peak																																																						
Avg.	 <p>Site : 03CH02-SZ Condition : AVG_BE_54 3m HF_ANT_3117_0107 HORIZONTAL RW: 1000.000kHz VBW: 0.010kHz Project : 211916-01 Mode : Mode 36 SN : #19 080227012194000K Plane : Z with Accessory setting : 1M power setting 17</p> <table border="1"> <thead> <tr> <th>Freq</th> <th>Level</th> <th>Limit</th> <th>Line</th> <th>Level Factor</th> <th>Loss Factor</th> <th>Loss Factor</th> <th>A/Pos</th> <th>T/Pos</th> <th>Remark</th> </tr> <tr> <th>MHz</th> <th>dBuV/m</th> <th>dB</th> <th>dBuV/m</th> <th>dBuV</th> <th>dB/m</th> <th>dB</th> <th>dB</th> <th>cm</th> <th>deg</th> </tr> </thead> <tbody> <tr> <td>1</td> <td>2486.16</td> <td>41.48</td> <td>-12.52</td> <td>54.00</td> <td>35.78</td> <td>32.87</td> <td>5.66</td> <td>33.95</td> <td>172</td> <td>117 Average</td> </tr> </tbody> </table>	Freq	Level	Limit	Line	Level Factor	Loss Factor	Loss Factor	A/Pos	T/Pos	Remark	MHz	dBuV/m	dB	dBuV/m	dBuV	dB/m	dB	dB	cm	deg	1	2486.16	41.48	-12.52	54.00	35.78	32.87	5.66	33.95	172	117 Average	 <p>Site : 03CH02-SZ Condition : AVG_54 3m HF_ANT_3117_0107 HORIZONTAL RW: 1000.000kHz VBW: 0.010kHz Project : 211916-01 Mode : Mode 36 SN : #19 080227012194000K Plane : Z with Accessory setting : 1M power setting 17</p> <table border="1"> <thead> <tr> <th>Freq</th> <th>Level</th> <th>Limit</th> <th>Line</th> <th>Level Factor</th> <th>Loss Factor</th> <th>Loss Factor</th> <th>A/Pos</th> <th>T/Pos</th> <th>Remark</th> </tr> <tr> <th>MHz</th> <th>dBuV/m</th> <th>dB</th> <th>dBuV/m</th> <th>dBuV</th> <th>dB/m</th> <th>dB</th> <th>dB</th> <th>cm</th> <th>deg</th> </tr> </thead> <tbody> <tr> <td>1</td> <td>2462.00</td> <td>95.54</td> <td>41.54</td> <td>54.00</td> <td>89.92</td> <td>32.83</td> <td>5.64</td> <td>32.85</td> <td>172</td> <td>117 Average</td> </tr> </tbody> </table>	Freq	Level	Limit	Line	Level Factor	Loss Factor	Loss Factor	A/Pos	T/Pos	Remark	MHz	dBuV/m	dB	dBuV/m	dBuV	dB/m	dB	dB	cm	deg	1	2462.00	95.54	41.54	54.00	89.92	32.83	5.64	32.85	172	117 Average
Freq	Level	Limit	Line	Level Factor	Loss Factor	Loss Factor	A/Pos	T/Pos	Remark																																																							
MHz	dBuV/m	dB	dBuV/m	dBuV	dB/m	dB	dB	cm	deg																																																							
1	2486.16	41.48	-12.52	54.00	35.78	32.87	5.66	33.95	172	117 Average																																																						
Freq	Level	Limit	Line	Level Factor	Loss Factor	Loss Factor	A/Pos	T/Pos	Remark																																																							
MHz	dBuV/m	dB	dBuV/m	dBuV	dB/m	dB	dB	cm	deg																																																							
1	2462.00	95.54	41.54	54.00	89.92	32.83	5.64	32.85	172	117 Average																																																						



WIFI	2.4GHz 2400~2483.5MHz Band Edge @ 3m																																																									
ANT	802.11b CH11 2462MHz																																																									
2	Vertical	Fundamental																																																								
Peak	<p>Date: 7 Date: 2022-05-26</p> <p>Site : 03CH02-SZ Condition : PEAK_BE_74 3m HF_ANT_3117_0107 VERTICAL : RSW:1000.000kHz VBW:3000.000kHz Project : 211916-01 Mode : Mode 36 SN : #19 08B227012194000K Plane : Z with Accessory setting : 1M power setting 17</p> <table border="1"> <thead> <tr> <th>Freq</th> <th>Level</th> <th>Limit</th> <th>Line</th> <th>Level Factor</th> <th>Loss Factor</th> <th>Remark</th> </tr> <tr> <th>MHz</th> <th>dBuV/m</th> <th>dB</th> <th>dBuV/m</th> <th>dBuV</th> <th>dB/m</th> <th>dB</th> <th>dB</th> <th>cm</th> <th>deg</th> </tr> </thead> <tbody> <tr> <td>1</td> <td>2462.00</td> <td>99.32</td> <td>25.32</td> <td>74.00</td> <td>93.70</td> <td>32.83</td> <td>5.64</td> <td>32.85</td> <td>170</td> <td>282 Peak</td> </tr> </tbody> </table>	Freq	Level	Limit	Line	Level Factor	Loss Factor	Remark	MHz	dBuV/m	dB	dBuV/m	dBuV	dB/m	dB	dB	cm	deg	1	2462.00	99.32	25.32	74.00	93.70	32.83	5.64	32.85	170	282 Peak	<p>Date: 5 Date: 2022-05-26</p> <p>Site : 03CH02-SZ Condition : PEAK_74 3m HF_ANT_3117_0107 VERTICAL : RSW:1000.000kHz VBW:3000.000kHz Project : 211916-01 Mode : Mode 36 SN : #19 08B227012194000K Plane : Z with Accessory setting : 1M power setting 17</p> <table border="1"> <thead> <tr> <th>Freq</th> <th>Level</th> <th>Limit</th> <th>Line</th> <th>Level Factor</th> <th>Loss Factor</th> <th>Remark</th> </tr> <tr> <th>MHz</th> <th>dBuV/m</th> <th>dB</th> <th>dBuV/m</th> <th>dBuV</th> <th>dB/m</th> <th>dB</th> <th>cm</th> <th>deg</th> </tr> </thead> <tbody> <tr> <td>1</td> <td>2462.00</td> <td>99.32</td> <td>25.32</td> <td>74.00</td> <td>93.70</td> <td>32.83</td> <td>5.64</td> <td>32.85</td> <td>170</td> <td>282 Peak</td> </tr> </tbody> </table>	Freq	Level	Limit	Line	Level Factor	Loss Factor	Remark	MHz	dBuV/m	dB	dBuV/m	dBuV	dB/m	dB	cm	deg	1	2462.00	99.32	25.32	74.00	93.70	32.83	5.64	32.85	170	282 Peak	
Freq	Level	Limit	Line	Level Factor	Loss Factor	Remark																																																				
MHz	dBuV/m	dB	dBuV/m	dBuV	dB/m	dB	dB	cm	deg																																																	
1	2462.00	99.32	25.32	74.00	93.70	32.83	5.64	32.85	170	282 Peak																																																
Freq	Level	Limit	Line	Level Factor	Loss Factor	Remark																																																				
MHz	dBuV/m	dB	dBuV/m	dBuV	dB/m	dB	cm	deg																																																		
1	2462.00	99.32	25.32	74.00	93.70	32.83	5.64	32.85	170	282 Peak																																																
Avg.	<p>Date: 8 Date: 2022-05-26</p> <p>Site : 03CH02-SZ Condition : AVG_BE_54 3m HF_ANT_3117_0107 VERTICAL : RSW:1000.000kHz VBW:3.010kHz Project : 211916-01 Mode : Mode 36 SN : #19 08B227012194000K Plane : Z with Accessory setting : 1M power setting 17</p> <table border="1"> <thead> <tr> <th>Freq</th> <th>Level</th> <th>Limit</th> <th>Line</th> <th>Level Factor</th> <th>Loss Factor</th> <th>Remark</th> </tr> <tr> <th>MHz</th> <th>dBuV/m</th> <th>dB</th> <th>dBuV/m</th> <th>dBuV</th> <th>dB/m</th> <th>dB</th> <th>dB</th> <th>cm</th> <th>deg</th> </tr> </thead> <tbody> <tr> <td>1</td> <td>2462.00</td> <td>41.11</td> <td>-12.89</td> <td>54.00</td> <td>35.18</td> <td>32.10</td> <td>5.68</td> <td>31.85</td> <td>170</td> <td>282 Average</td> </tr> </tbody> </table>	Freq	Level	Limit	Line	Level Factor	Loss Factor	Remark	MHz	dBuV/m	dB	dBuV/m	dBuV	dB/m	dB	dB	cm	deg	1	2462.00	41.11	-12.89	54.00	35.18	32.10	5.68	31.85	170	282 Average	<p>Date: 6 Date: 2022-05-26</p> <p>Site : 03CH02-SZ Condition : AVG_54 3m HF_ANT_3117_0107 VERTICAL : RSW:1000.000kHz VBW:3.010kHz Project : 211916-01 Mode : Mode 36 SN : #19 08B227012194000K Plane : Z with Accessory setting : 1M power setting 17</p> <table border="1"> <thead> <tr> <th>Freq</th> <th>Level</th> <th>Limit</th> <th>Line</th> <th>Level Factor</th> <th>Loss Factor</th> <th>Remark</th> </tr> <tr> <th>MHz</th> <th>dBuV/m</th> <th>dB</th> <th>dBuV/m</th> <th>dBuV</th> <th>dB/m</th> <th>dB</th> <th>dB</th> <th>cm</th> <th>deg</th> </tr> </thead> <tbody> <tr> <td>1</td> <td>2462.00</td> <td>95.56</td> <td>41.50</td> <td>54.00</td> <td>89.94</td> <td>32.83</td> <td>5.64</td> <td>32.85</td> <td>170</td> <td>282 Average</td> </tr> </tbody> </table>	Freq	Level	Limit	Line	Level Factor	Loss Factor	Remark	MHz	dBuV/m	dB	dBuV/m	dBuV	dB/m	dB	dB	cm	deg	1	2462.00	95.56	41.50	54.00	89.94	32.83	5.64	32.85	170	282 Average
Freq	Level	Limit	Line	Level Factor	Loss Factor	Remark																																																				
MHz	dBuV/m	dB	dBuV/m	dBuV	dB/m	dB	dB	cm	deg																																																	
1	2462.00	41.11	-12.89	54.00	35.18	32.10	5.68	31.85	170	282 Average																																																
Freq	Level	Limit	Line	Level Factor	Loss Factor	Remark																																																				
MHz	dBuV/m	dB	dBuV/m	dBuV	dB/m	dB	dB	cm	deg																																																	
1	2462.00	95.56	41.50	54.00	89.94	32.83	5.64	32.85	170	282 Average																																																

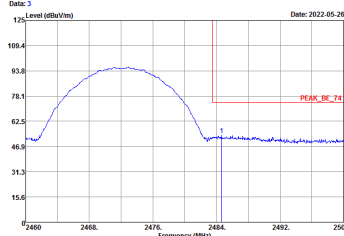
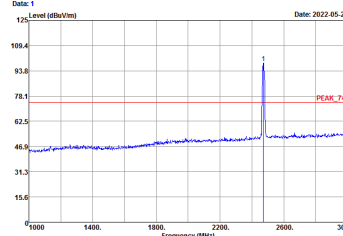
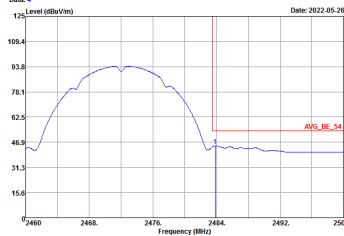
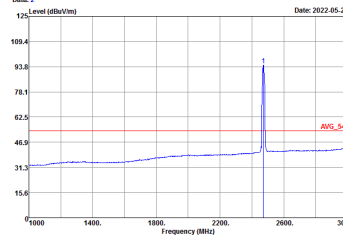


WIFI	2.4GHz 2400~2483.5MHz Band Edge @ 3m																																																													
ANT	802.11b CH12 2467MHz																																																													
2	Horizontal	Fundamental																																																												
Peak	<p>Site : 03CH02-SZ Condition : PEAK_BE_74 3m HF_ANT_3117_0107 HORIZONTAL : RSW:1000.000kHz VBW:3000.000kHz Project : 211916-01 Mode : 37 SN : #19 080227012194000K Plane : Z with Accessory setting : 1M power setting 17</p> <table border="1"> <thead> <tr> <th>Freq</th> <th>Level</th> <th>Limit</th> <th>Line</th> <th>Level Factor</th> <th>Loss Factor</th> <th>Loss Factor</th> <th>A/Pos</th> <th>T/Pos</th> <th>Remark</th> </tr> <tr> <th>MHz</th> <th>dBuV/m</th> <th>dB</th> <th>dBuV/m</th> <th>dBuV</th> <th>dB/m</th> <th>dB</th> <th>dB</th> <th>cm</th> <th>deg</th> </tr> </thead> <tbody> <tr> <td>1</td> <td>2467.00</td> <td>74.00</td> <td>74.00</td> <td>46.27</td> <td>32.07</td> <td>5.66</td> <td>31.95</td> <td>170</td> <td>240 Peak</td> </tr> </tbody> </table>	Freq	Level	Limit	Line	Level Factor	Loss Factor	Loss Factor	A/Pos	T/Pos	Remark	MHz	dBuV/m	dB	dBuV/m	dBuV	dB/m	dB	dB	cm	deg	1	2467.00	74.00	74.00	46.27	32.07	5.66	31.95	170	240 Peak	<p>Site : 03CH02-SZ Condition : PEAK_74 3m HF_ANT_3117_0107 HORIZONTAL : RSW:1000.000kHz VBW:3000.000kHz Project : 211916-01 Mode : 37 SN : #19 080227012194000K Plane : Z with Accessory setting : 1M power setting 17</p> <table border="1"> <thead> <tr> <th>Freq</th> <th>Level</th> <th>Limit</th> <th>Line</th> <th>Level Factor</th> <th>Loss Factor</th> <th>Loss Factor</th> <th>A/Pos</th> <th>T/Pos</th> <th>Remark</th> </tr> <tr> <th>MHz</th> <th>dBuV/m</th> <th>dB</th> <th>dBuV/m</th> <th>dBuV</th> <th>dB/m</th> <th>dB</th> <th>dB</th> <th>cm</th> <th>deg</th> </tr> </thead> <tbody> <tr> <td>1</td> <td>2467.00</td> <td>93.06</td> <td>93.06</td> <td>5.64</td> <td>31.95</td> <td>170</td> <td>240 Peak</td> <td></td> <td></td> </tr> </tbody> </table>	Freq	Level	Limit	Line	Level Factor	Loss Factor	Loss Factor	A/Pos	T/Pos	Remark	MHz	dBuV/m	dB	dBuV/m	dBuV	dB/m	dB	dB	cm	deg	1	2467.00	93.06	93.06	5.64	31.95	170	240 Peak		
Freq	Level	Limit	Line	Level Factor	Loss Factor	Loss Factor	A/Pos	T/Pos	Remark																																																					
MHz	dBuV/m	dB	dBuV/m	dBuV	dB/m	dB	dB	cm	deg																																																					
1	2467.00	74.00	74.00	46.27	32.07	5.66	31.95	170	240 Peak																																																					
Freq	Level	Limit	Line	Level Factor	Loss Factor	Loss Factor	A/Pos	T/Pos	Remark																																																					
MHz	dBuV/m	dB	dBuV/m	dBuV	dB/m	dB	dB	cm	deg																																																					
1	2467.00	93.06	93.06	5.64	31.95	170	240 Peak																																																							
Avg.	<p>Site : 03CH02-SZ Condition : AVG_BE_54 3m HF_ANT_3117_0107 HORIZONTAL : RSW:1000.000kHz VBW:3.010kHz Project : 211916-01 Mode : 37 SN : #19 080227012194000K Plane : Z with Accessory setting : 1M power setting 17</p> <table border="1"> <thead> <tr> <th>Freq</th> <th>Level</th> <th>Limit</th> <th>Line</th> <th>Level Factor</th> <th>Loss Factor</th> <th>Loss Factor</th> <th>A/Pos</th> <th>T/Pos</th> <th>Remark</th> </tr> <tr> <th>MHz</th> <th>dBuV/m</th> <th>dB</th> <th>dBuV/m</th> <th>dBuV</th> <th>dB/m</th> <th>dB</th> <th>dB</th> <th>cm</th> <th>deg</th> </tr> </thead> <tbody> <tr> <td>1</td> <td>2467.76</td> <td>54.00</td> <td>54.00</td> <td>36.23</td> <td>32.07</td> <td>5.66</td> <td>31.95</td> <td>170</td> <td>240 Average</td> </tr> </tbody> </table>	Freq	Level	Limit	Line	Level Factor	Loss Factor	Loss Factor	A/Pos	T/Pos	Remark	MHz	dBuV/m	dB	dBuV/m	dBuV	dB/m	dB	dB	cm	deg	1	2467.76	54.00	54.00	36.23	32.07	5.66	31.95	170	240 Average	<p>Site : 03CH02-SZ Condition : AVG_54 3m HF_ANT_3117_0107 HORIZONTAL : RSW:1000.000kHz VBW:0.010kHz Project : 211916-01 Mode : 37 SN : #19 080227012194000K Plane : Z with Accessory setting : 1M power setting 17</p> <table border="1"> <thead> <tr> <th>Freq</th> <th>Level</th> <th>Limit</th> <th>Line</th> <th>Level Factor</th> <th>Loss Factor</th> <th>Loss Factor</th> <th>A/Pos</th> <th>T/Pos</th> <th>Remark</th> </tr> <tr> <th>MHz</th> <th>dBuV/m</th> <th>dB</th> <th>dBuV/m</th> <th>dBuV</th> <th>dB/m</th> <th>dB</th> <th>dB</th> <th>cm</th> <th>deg</th> </tr> </thead> <tbody> <tr> <td>1</td> <td>2467.00</td> <td>54.00</td> <td>54.00</td> <td>09.28</td> <td>32.03</td> <td>5.64</td> <td>31.95</td> <td>170</td> <td>240 Average</td> </tr> </tbody> </table>	Freq	Level	Limit	Line	Level Factor	Loss Factor	Loss Factor	A/Pos	T/Pos	Remark	MHz	dBuV/m	dB	dBuV/m	dBuV	dB/m	dB	dB	cm	deg	1	2467.00	54.00	54.00	09.28	32.03	5.64	31.95	170	240 Average
Freq	Level	Limit	Line	Level Factor	Loss Factor	Loss Factor	A/Pos	T/Pos	Remark																																																					
MHz	dBuV/m	dB	dBuV/m	dBuV	dB/m	dB	dB	cm	deg																																																					
1	2467.76	54.00	54.00	36.23	32.07	5.66	31.95	170	240 Average																																																					
Freq	Level	Limit	Line	Level Factor	Loss Factor	Loss Factor	A/Pos	T/Pos	Remark																																																					
MHz	dBuV/m	dB	dBuV/m	dBuV	dB/m	dB	dB	cm	deg																																																					
1	2467.00	54.00	54.00	09.28	32.03	5.64	31.95	170	240 Average																																																					



WIFI	2.4GHz 2400~2483.5MHz Band Edge @ 3m																																																															
ANT	802.11b CH12 2467MHz																																																															
2	Vertical	Fundamental																																																														
Peak	<p>Site : 03CH02-SZ Condition : PEAK_BE_74 3m HF_ANT_3117_0107 VERTICAL : RSW:1000.000kHz VBW:3000.000kHz Project : 211916-01 Mode : 37 SN : #19 080227012194000K Plane : Z with Accessory setting : 1M power setting 17</p> <table border="1"> <thead> <tr> <th>Freq</th> <th>Level</th> <th>Limit</th> <th>Line</th> <th>Level Factor</th> <th>Loss Factor</th> <th>Loss Factor</th> <th>A/Pos</th> <th>T/Pos</th> <th>Remark</th> </tr> <tr> <th>MHz</th> <th>dBuV/m</th> <th>dB</th> <th>dBuV/m</th> <th>dBuV</th> <th>dB/m</th> <th>dB</th> <th>dB</th> <th>cm</th> <th>deg</th> </tr> </thead> <tbody> <tr> <td>1</td> <td>2467.00</td> <td>53.01</td> <td>-20.99</td> <td>74.00</td> <td>47.23</td> <td>32.07</td> <td>5.66</td> <td>31.95</td> <td>168</td> <td>202 Peak</td> </tr> </tbody> </table>	Freq	Level	Limit	Line	Level Factor	Loss Factor	Loss Factor	A/Pos	T/Pos	Remark	MHz	dBuV/m	dB	dBuV/m	dBuV	dB/m	dB	dB	cm	deg	1	2467.00	53.01	-20.99	74.00	47.23	32.07	5.66	31.95	168	202 Peak	<p>Site : 03CH02-SZ Condition : PEAK_74 3m HF_ANT_3117_0107 VERTICAL : RSW:1000.000kHz VBW:3000.000kHz Project : 211916-01 Mode : 37 SN : #19 080227012194000K Plane : Z with Accessory setting : 1M power setting 17</p> <table border="1"> <thead> <tr> <th>Freq</th> <th>Level</th> <th>Limit</th> <th>Line</th> <th>Level Factor</th> <th>Loss Factor</th> <th>Loss Factor</th> <th>A/Pos</th> <th>T/Pos</th> <th>Remark</th> </tr> <tr> <th>MHz</th> <th>dBuV/m</th> <th>dB</th> <th>dBuV/m</th> <th>dBuV</th> <th>dB/m</th> <th>dB</th> <th>dB</th> <th>cm</th> <th>deg</th> </tr> </thead> <tbody> <tr> <td>1</td> <td>2467.00</td> <td>09.14</td> <td>25.14</td> <td>74.00</td> <td>93.42</td> <td>32.03</td> <td>5.64</td> <td>31.95</td> <td>168</td> <td>202 Peak</td> </tr> </tbody> </table>	Freq	Level	Limit	Line	Level Factor	Loss Factor	Loss Factor	A/Pos	T/Pos	Remark	MHz	dBuV/m	dB	dBuV/m	dBuV	dB/m	dB	dB	cm	deg	1	2467.00	09.14	25.14	74.00	93.42	32.03	5.64	31.95	168	202 Peak
Freq	Level	Limit	Line	Level Factor	Loss Factor	Loss Factor	A/Pos	T/Pos	Remark																																																							
MHz	dBuV/m	dB	dBuV/m	dBuV	dB/m	dB	dB	cm	deg																																																							
1	2467.00	53.01	-20.99	74.00	47.23	32.07	5.66	31.95	168	202 Peak																																																						
Freq	Level	Limit	Line	Level Factor	Loss Factor	Loss Factor	A/Pos	T/Pos	Remark																																																							
MHz	dBuV/m	dB	dBuV/m	dBuV	dB/m	dB	dB	cm	deg																																																							
1	2467.00	09.14	25.14	74.00	93.42	32.03	5.64	31.95	168	202 Peak																																																						
Avg.	<p>Site : 03CH02-SZ Condition : AVG_BE_54 3m HF_ANT_3117_0107 VERTICAL : RSW:1000.000kHz VBW:0.010kHz Project : 211916-01 Mode : 37 SN : #19 080227012194000K Plane : Z with Accessory setting : 1M power setting 17</p> <table border="1"> <thead> <tr> <th>Freq</th> <th>Level</th> <th>Limit</th> <th>Line</th> <th>Level Factor</th> <th>Loss Factor</th> <th>Loss Factor</th> <th>A/Pos</th> <th>T/Pos</th> <th>Remark</th> </tr> <tr> <th>MHz</th> <th>dBuV/m</th> <th>dB</th> <th>dBuV/m</th> <th>dBuV</th> <th>dB/m</th> <th>dB</th> <th>dB</th> <th>cm</th> <th>deg</th> </tr> </thead> <tbody> <tr> <td>1</td> <td>2463.00</td> <td>42.57</td> <td>-11.43</td> <td>54.00</td> <td>36.79</td> <td>32.07</td> <td>5.66</td> <td>31.95</td> <td>168</td> <td>202 Average</td> </tr> </tbody> </table>	Freq	Level	Limit	Line	Level Factor	Loss Factor	Loss Factor	A/Pos	T/Pos	Remark	MHz	dBuV/m	dB	dBuV/m	dBuV	dB/m	dB	dB	cm	deg	1	2463.00	42.57	-11.43	54.00	36.79	32.07	5.66	31.95	168	202 Average	<p>Site : 03CH02-SZ Condition : AVG_54 3m HF_ANT_3117_0107 VERTICAL : RSW:1000.000kHz VBW:0.010kHz Project : 211916-01 Mode : 37 SN : #19 080227012194000K Plane : Z with Accessory setting : 1M power setting 17</p> <table border="1"> <thead> <tr> <th>Freq</th> <th>Level</th> <th>Limit</th> <th>Line</th> <th>Level Factor</th> <th>Loss Factor</th> <th>Loss Factor</th> <th>A/Pos</th> <th>T/Pos</th> <th>Remark</th> </tr> <tr> <th>MHz</th> <th>dBuV/m</th> <th>dB</th> <th>dBuV/m</th> <th>dBuV</th> <th>dB/m</th> <th>dB</th> <th>dB</th> <th>cm</th> <th>deg</th> </tr> </thead> <tbody> <tr> <td>1</td> <td>2467.00</td> <td>09.33</td> <td>41.53</td> <td>54.00</td> <td>89.61</td> <td>32.03</td> <td>5.64</td> <td>31.95</td> <td>168</td> <td>202 Average</td> </tr> </tbody> </table>	Freq	Level	Limit	Line	Level Factor	Loss Factor	Loss Factor	A/Pos	T/Pos	Remark	MHz	dBuV/m	dB	dBuV/m	dBuV	dB/m	dB	dB	cm	deg	1	2467.00	09.33	41.53	54.00	89.61	32.03	5.64	31.95	168	202 Average
Freq	Level	Limit	Line	Level Factor	Loss Factor	Loss Factor	A/Pos	T/Pos	Remark																																																							
MHz	dBuV/m	dB	dBuV/m	dBuV	dB/m	dB	dB	cm	deg																																																							
1	2463.00	42.57	-11.43	54.00	36.79	32.07	5.66	31.95	168	202 Average																																																						
Freq	Level	Limit	Line	Level Factor	Loss Factor	Loss Factor	A/Pos	T/Pos	Remark																																																							
MHz	dBuV/m	dB	dBuV/m	dBuV	dB/m	dB	dB	cm	deg																																																							
1	2467.00	09.33	41.53	54.00	89.61	32.03	5.64	31.95	168	202 Average																																																						



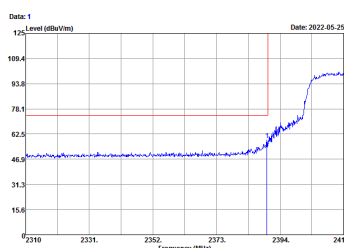
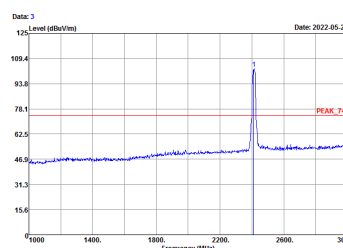
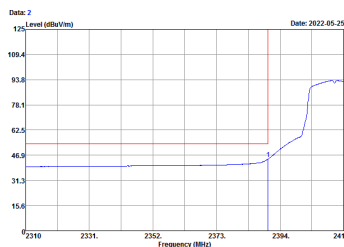
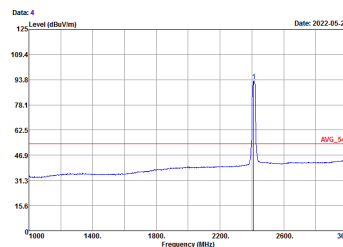
WIFI	2.4GHz 2400~2483.5MHz Band Edge @ 3m																																																													
ANT	802.11b CH13 2472MHz																																																													
2	Horizontal	Fundamental																																																												
Peak	 <p>Date: 3 Date: 2022-05-26</p> <p>Site Condition : 03CH02-SZ PEAK_BE_74 3m HF_ANT_3117_0107 HORIZONTAL RSW:1000.000kHz VBW:3000.000kHz Project : 211916-01 Mode : Mode 38 SN : #19 08227012194000K Plane : Z with Accessory setting : TM power setting 17</p> <table border="1"> <thead> <tr> <th>Freq</th> <th>Level</th> <th>Limit</th> <th>ReadAntenna</th> <th>Cable</th> <th>Preamp</th> <th>A/Pos</th> <th>T/Pos</th> <th>Remark</th> </tr> <tr> <th>MHz</th> <th>dBuV/m</th> <th>dB</th> <th>dBuV/m</th> <th>dB</th> <th>dB</th> <th>dB</th> <th>cm</th> <th>deg</th> </tr> </thead> <tbody> <tr> <td>1</td> <td>2484.64</td> <td>54.12</td> <td>-19.88</td> <td>74.00</td> <td>48.34</td> <td>32.87</td> <td>5.66</td> <td>31.95</td> <td>171</td> <td>117</td> <td>Peak</td> </tr> </tbody> </table>	Freq	Level	Limit	ReadAntenna	Cable	Preamp	A/Pos	T/Pos	Remark	MHz	dBuV/m	dB	dBuV/m	dB	dB	dB	cm	deg	1	2484.64	54.12	-19.88	74.00	48.34	32.87	5.66	31.95	171	117	Peak	 <p>Date: 1 Date: 2022-05-26</p> <p>Site Condition : 03CH02-SZ PEAK_74 3m HF_ANT_3117_0107 HORIZONTAL RSW:1000.000kHz VBW:3000.000kHz Project : 211916-01 Mode : Mode 38 SN : #19 08227012194000K Plane : Z with Accessory setting : TM power setting 17</p> <table border="1"> <thead> <tr> <th>Freq</th> <th>Level</th> <th>Limit</th> <th>ReadAntenna</th> <th>Cable</th> <th>Preamp</th> <th>A/Pos</th> <th>T/Pos</th> <th>Remark</th> </tr> <tr> <th>MHz</th> <th>dBuV/m</th> <th>dB</th> <th>dBuV/m</th> <th>dB</th> <th>dB</th> <th>dB</th> <th>cm</th> <th>deg</th> </tr> </thead> <tbody> <tr> <td>1</td> <td>2472.00</td> <td>98.63</td> <td>24.63</td> <td>74.00</td> <td>92.85</td> <td>32.87</td> <td>5.66</td> <td>31.95</td> <td>171</td> <td>117</td> <td>Peak</td> </tr> </tbody> </table>	Freq	Level	Limit	ReadAntenna	Cable	Preamp	A/Pos	T/Pos	Remark	MHz	dBuV/m	dB	dBuV/m	dB	dB	dB	cm	deg	1	2472.00	98.63	24.63	74.00	92.85	32.87	5.66	31.95	171	117	Peak
Freq	Level	Limit	ReadAntenna	Cable	Preamp	A/Pos	T/Pos	Remark																																																						
MHz	dBuV/m	dB	dBuV/m	dB	dB	dB	cm	deg																																																						
1	2484.64	54.12	-19.88	74.00	48.34	32.87	5.66	31.95	171	117	Peak																																																			
Freq	Level	Limit	ReadAntenna	Cable	Preamp	A/Pos	T/Pos	Remark																																																						
MHz	dBuV/m	dB	dBuV/m	dB	dB	dB	cm	deg																																																						
1	2472.00	98.63	24.63	74.00	92.85	32.87	5.66	31.95	171	117	Peak																																																			
Avg.	 <p>Date: 4 Date: 2022-05-26</p> <p>Site Condition : 03CH02-SZ AVG_BE_54 3m HF_ANT_3117_0107 HORIZONTAL RSW:1000.000kHz VBW:0.010kHz Project : 211916-01 Mode : Mode 38 SN : #19 08227012194000K Plane : Z with Accessory setting : TM power setting 17</p> <table border="1"> <thead> <tr> <th>Freq</th> <th>Level</th> <th>Limit</th> <th>ReadAntenna</th> <th>Cable</th> <th>Preamp</th> <th>A/Pos</th> <th>T/Pos</th> <th>Remark</th> </tr> <tr> <th>MHz</th> <th>dBuV/m</th> <th>dB</th> <th>dBuV/m</th> <th>dB</th> <th>dB</th> <th>dB</th> <th>cm</th> <th>deg</th> </tr> </thead> <tbody> <tr> <td>1</td> <td>2483.84</td> <td>44.62</td> <td>-9.38</td> <td>54.00</td> <td>38.84</td> <td>32.87</td> <td>5.66</td> <td>31.95</td> <td>171</td> <td>117</td> <td>Average</td> </tr> </tbody> </table>	Freq	Level	Limit	ReadAntenna	Cable	Preamp	A/Pos	T/Pos	Remark	MHz	dBuV/m	dB	dBuV/m	dB	dB	dB	cm	deg	1	2483.84	44.62	-9.38	54.00	38.84	32.87	5.66	31.95	171	117	Average	 <p>Date: 2 Date: 2022-05-26</p> <p>Site Condition : 03CH02-SZ AVG_54 3m HF_ANT_3117_0107 HORIZONTAL RSW:1000.000kHz VBW:0.010kHz Project : 211916-01 Mode : Mode 38 SN : #19 08227012194000K Plane : Z with Accessory setting : TM power setting 17</p> <table border="1"> <thead> <tr> <th>Freq</th> <th>Level</th> <th>Limit</th> <th>ReadAntenna</th> <th>Cable</th> <th>Preamp</th> <th>A/Pos</th> <th>T/Pos</th> <th>Remark</th> </tr> <tr> <th>MHz</th> <th>dBuV/m</th> <th>dB</th> <th>dBuV/m</th> <th>dB</th> <th>dB</th> <th>dB</th> <th>cm</th> <th>deg</th> </tr> </thead> <tbody> <tr> <td>1</td> <td>2472.00</td> <td>94.82</td> <td>40.82</td> <td>54.00</td> <td>89.84</td> <td>32.87</td> <td>5.66</td> <td>31.95</td> <td>171</td> <td>117</td> <td>Average</td> </tr> </tbody> </table>	Freq	Level	Limit	ReadAntenna	Cable	Preamp	A/Pos	T/Pos	Remark	MHz	dBuV/m	dB	dBuV/m	dB	dB	dB	cm	deg	1	2472.00	94.82	40.82	54.00	89.84	32.87	5.66	31.95	171	117	Average
Freq	Level	Limit	ReadAntenna	Cable	Preamp	A/Pos	T/Pos	Remark																																																						
MHz	dBuV/m	dB	dBuV/m	dB	dB	dB	cm	deg																																																						
1	2483.84	44.62	-9.38	54.00	38.84	32.87	5.66	31.95	171	117	Average																																																			
Freq	Level	Limit	ReadAntenna	Cable	Preamp	A/Pos	T/Pos	Remark																																																						
MHz	dBuV/m	dB	dBuV/m	dB	dB	dB	cm	deg																																																						
1	2472.00	94.82	40.82	54.00	89.84	32.87	5.66	31.95	171	117	Average																																																			



WIFI	2.4GHz 2400~2483.5MHz Band Edge @ 3m																																																															
ANT	802.11b CH13 2472MHz																																																															
2	Vertical	Fundamental																																																														
Peak	<p>Site : 03CH02-SZ Condition : PEAK_BE_74 3m HF_ANT_3117_0107 VERTICAL : RSW:1000.000kHz VBW:3000.000kHz Project : 211916-01 Mode : Mode 38 SN : #19 08227012194000K Plane : Z with Accessory setting : TM power setting 17</p> <table border="1"> <thead> <tr> <th>Freq</th> <th>Level</th> <th>Over</th> <th>Limit</th> <th>ReadAntenna</th> <th>Cable</th> <th>Preamp</th> <th>A/Pos</th> <th>T/Pos</th> <th>Remark</th> </tr> <tr> <th>MHz</th> <th>dBuV/m</th> <th>dB</th> <th>dBuV/m</th> <th>dBuV</th> <th>dB/m</th> <th>dB</th> <th>dB</th> <th>cm</th> <th>deg</th> </tr> </thead> <tbody> <tr> <td>1</td> <td>2484.32</td> <td>53.52</td> <td>-28.48</td> <td>74.00</td> <td>47.74</td> <td>32.87</td> <td>5.66</td> <td>31.95</td> <td>155</td> <td>283 Peak</td> </tr> </tbody> </table>	Freq	Level	Over	Limit	ReadAntenna	Cable	Preamp	A/Pos	T/Pos	Remark	MHz	dBuV/m	dB	dBuV/m	dBuV	dB/m	dB	dB	cm	deg	1	2484.32	53.52	-28.48	74.00	47.74	32.87	5.66	31.95	155	283 Peak	<p>Site : 03CH02-SZ Condition : PEAK_74 3m HF_ANT_3117_0107 VERTICAL : RSW:1000.000kHz VBW:3000.000kHz Project : 211916-01 Mode : Mode 38 SN : #19 08227012194000K Plane : Z with Accessory setting : TM power setting 17</p> <table border="1"> <thead> <tr> <th>Freq</th> <th>Level</th> <th>Over</th> <th>Limit</th> <th>ReadAntenna</th> <th>Cable</th> <th>Preamp</th> <th>A/Pos</th> <th>T/Pos</th> <th>Remark</th> </tr> <tr> <th>MHz</th> <th>dBuV/m</th> <th>dB</th> <th>dBuV/m</th> <th>dBuV</th> <th>dB/m</th> <th>dB</th> <th>dB</th> <th>cm</th> <th>deg</th> </tr> </thead> <tbody> <tr> <td>1</td> <td>2472.00</td> <td>99.38</td> <td>25.30</td> <td>74.00</td> <td>93.52</td> <td>32.87</td> <td>5.66</td> <td>31.95</td> <td>155</td> <td>283 Peak</td> </tr> </tbody> </table>	Freq	Level	Over	Limit	ReadAntenna	Cable	Preamp	A/Pos	T/Pos	Remark	MHz	dBuV/m	dB	dBuV/m	dBuV	dB/m	dB	dB	cm	deg	1	2472.00	99.38	25.30	74.00	93.52	32.87	5.66	31.95	155	283 Peak
Freq	Level	Over	Limit	ReadAntenna	Cable	Preamp	A/Pos	T/Pos	Remark																																																							
MHz	dBuV/m	dB	dBuV/m	dBuV	dB/m	dB	dB	cm	deg																																																							
1	2484.32	53.52	-28.48	74.00	47.74	32.87	5.66	31.95	155	283 Peak																																																						
Freq	Level	Over	Limit	ReadAntenna	Cable	Preamp	A/Pos	T/Pos	Remark																																																							
MHz	dBuV/m	dB	dBuV/m	dBuV	dB/m	dB	dB	cm	deg																																																							
1	2472.00	99.38	25.30	74.00	93.52	32.87	5.66	31.95	155	283 Peak																																																						
Avg.	<p>Site : 03CH02-SZ Condition : AVG_BE_54 3m HF_ANT_3117_0107 VERTICAL : RSW:1000.000kHz VBW:0.010kHz Project : 211916-01 Mode : Mode 38 SN : #19 08227012194000K Plane : Z with Accessory setting : TM power setting 17</p> <table border="1"> <thead> <tr> <th>Freq</th> <th>Level</th> <th>Over</th> <th>Limit</th> <th>ReadAntenna</th> <th>Cable</th> <th>Preamp</th> <th>A/Pos</th> <th>T/Pos</th> <th>Remark</th> </tr> <tr> <th>MHz</th> <th>dBuV/m</th> <th>dB</th> <th>dBuV/m</th> <th>dBuV</th> <th>dB/m</th> <th>dB</th> <th>dB</th> <th>cm</th> <th>deg</th> </tr> </thead> <tbody> <tr> <td>1</td> <td>2483.00</td> <td>44.35</td> <td>-9.67</td> <td>54.00</td> <td>38.55</td> <td>32.87</td> <td>5.66</td> <td>31.95</td> <td>155</td> <td>283 Average</td> </tr> </tbody> </table>	Freq	Level	Over	Limit	ReadAntenna	Cable	Preamp	A/Pos	T/Pos	Remark	MHz	dBuV/m	dB	dBuV/m	dBuV	dB/m	dB	dB	cm	deg	1	2483.00	44.35	-9.67	54.00	38.55	32.87	5.66	31.95	155	283 Average	<p>Site : 03CH02-SZ Condition : AVG_54 3m HF_ANT_3117_0107 VERTICAL : RSW:1000.000kHz VBW:0.010kHz Project : 211916-01 Mode : Mode 38 SN : #19 08227012194000K Plane : Z with Accessory setting : TM power setting 17</p> <table border="1"> <thead> <tr> <th>Freq</th> <th>Level</th> <th>Over</th> <th>Limit</th> <th>ReadAntenna</th> <th>Cable</th> <th>Preamp</th> <th>A/Pos</th> <th>T/Pos</th> <th>Remark</th> </tr> <tr> <th>MHz</th> <th>dBuV/m</th> <th>dB</th> <th>dBuV/m</th> <th>dBuV</th> <th>dB/m</th> <th>dB</th> <th>dB</th> <th>cm</th> <th>deg</th> </tr> </thead> <tbody> <tr> <td>1</td> <td>2472.00</td> <td>95.50</td> <td>41.50</td> <td>54.00</td> <td>89.72</td> <td>32.87</td> <td>5.66</td> <td>31.95</td> <td>155</td> <td>283 Average</td> </tr> </tbody> </table>	Freq	Level	Over	Limit	ReadAntenna	Cable	Preamp	A/Pos	T/Pos	Remark	MHz	dBuV/m	dB	dBuV/m	dBuV	dB/m	dB	dB	cm	deg	1	2472.00	95.50	41.50	54.00	89.72	32.87	5.66	31.95	155	283 Average
Freq	Level	Over	Limit	ReadAntenna	Cable	Preamp	A/Pos	T/Pos	Remark																																																							
MHz	dBuV/m	dB	dBuV/m	dBuV	dB/m	dB	dB	cm	deg																																																							
1	2483.00	44.35	-9.67	54.00	38.55	32.87	5.66	31.95	155	283 Average																																																						
Freq	Level	Over	Limit	ReadAntenna	Cable	Preamp	A/Pos	T/Pos	Remark																																																							
MHz	dBuV/m	dB	dBuV/m	dBuV	dB/m	dB	dB	cm	deg																																																							
1	2472.00	95.50	41.50	54.00	89.72	32.87	5.66	31.95	155	283 Average																																																						



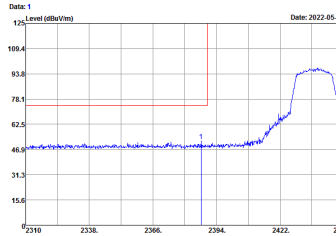
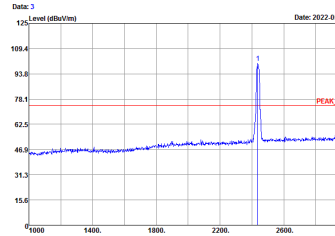
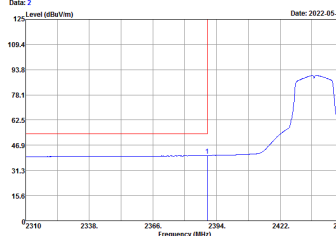
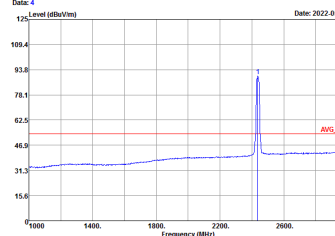
2.4GHz 2400~2483.5MHz
WIFI 802.11g (Band Edge @ 3m)

WIFI	2.4GHz 2400~2483.5MHz Band Edge @ 3m																																																															
ANT	802.11g CH01 2412MHz																																																															
2	Horizontal	Fundamental																																																														
Peak	 <p>Date: 1 Level (dBuV/m) Date: 2022-05-25</p> <p>Site Condition : 03CH02-SZ PEAK_BE_74 3m HF_ANT_3117_0107 HORIZONTAL RBW: 1000.000kHz VBW: 3000.000kHz</p> <p>Project : 211916-01 Mode : Mode 39 SN : #19 G0E227012194000K Plane : Zynth Accessory setting : 1M power setting 17</p> <table border="1"> <thead> <tr> <th>Freq</th> <th>Level</th> <th>Over</th> <th>Limit</th> <th>ReadAntenna</th> <th>Cable</th> <th>Preamp</th> <th>A/Pos</th> <th>T/Pos</th> <th>Remark</th> </tr> <tr> <th>MHz</th> <th>dBuV/m</th> <th>dB</th> <th>dBuV/m</th> <th>dBuV</th> <th>dB/m</th> <th>dB</th> <th>dB</th> <th>cm</th> <th>deg</th> </tr> </thead> <tbody> <tr> <td>1</td> <td>2389.79</td> <td>58.67</td> <td>-15.33</td> <td>74.00</td> <td>53.67</td> <td>31.70</td> <td>5.55</td> <td>32.24</td> <td>161</td> <td>136 Peak</td> </tr> </tbody> </table>	Freq	Level	Over	Limit	ReadAntenna	Cable	Preamp	A/Pos	T/Pos	Remark	MHz	dBuV/m	dB	dBuV/m	dBuV	dB/m	dB	dB	cm	deg	1	2389.79	58.67	-15.33	74.00	53.67	31.70	5.55	32.24	161	136 Peak	 <p>Date: 3 Level (dBuV/m) Date: 2022-05-25</p> <p>Site Condition : 03CH02-SZ PEAK_74 3m HF_ANT_3117_0107 HORIZONTAL RBW: 1000.000kHz VBW: 3000.000kHz</p> <p>Project : 211916-01 Mode : Mode 39 SN : #19 G0E227012194000K Plane : Zynth Accessory setting : 1M power setting 17</p> <table border="1"> <thead> <tr> <th>Freq</th> <th>Level</th> <th>Over</th> <th>Limit</th> <th>ReadAntenna</th> <th>Cable</th> <th>Preamp</th> <th>A/Pos</th> <th>T/Pos</th> <th>Remark</th> </tr> <tr> <th>MHz</th> <th>dBuV/m</th> <th>dB</th> <th>dBuV/m</th> <th>dBuV</th> <th>dB/m</th> <th>dB</th> <th>dB</th> <th>cm</th> <th>deg</th> </tr> </thead> <tbody> <tr> <td>1</td> <td>2412.00</td> <td>102.94</td> <td>28.04</td> <td>74.00</td> <td>97.81</td> <td>31.80</td> <td>5.57</td> <td>32.24</td> <td>161</td> <td>136 Peak</td> </tr> </tbody> </table>	Freq	Level	Over	Limit	ReadAntenna	Cable	Preamp	A/Pos	T/Pos	Remark	MHz	dBuV/m	dB	dBuV/m	dBuV	dB/m	dB	dB	cm	deg	1	2412.00	102.94	28.04	74.00	97.81	31.80	5.57	32.24	161	136 Peak
Freq	Level	Over	Limit	ReadAntenna	Cable	Preamp	A/Pos	T/Pos	Remark																																																							
MHz	dBuV/m	dB	dBuV/m	dBuV	dB/m	dB	dB	cm	deg																																																							
1	2389.79	58.67	-15.33	74.00	53.67	31.70	5.55	32.24	161	136 Peak																																																						
Freq	Level	Over	Limit	ReadAntenna	Cable	Preamp	A/Pos	T/Pos	Remark																																																							
MHz	dBuV/m	dB	dBuV/m	dBuV	dB/m	dB	dB	cm	deg																																																							
1	2412.00	102.94	28.04	74.00	97.81	31.80	5.57	32.24	161	136 Peak																																																						
Avg.	 <p>Date: 3 Level (dBuV/m) Date: 2022-05-25</p> <p>Site Condition : 03CH02-SZ AVG_BE_54 3m HF_ANT_3117_0107 HORIZONTAL RBW: 1000.000kHz VBW: 1.000kHz</p> <p>Project : 211916-01 Mode : Mode 39 SN : #19 G0E227012194000K Plane : Zynth Accessory setting : 1M power setting 17</p> <table border="1"> <thead> <tr> <th>Freq</th> <th>Level</th> <th>Over</th> <th>Limit</th> <th>ReadAntenna</th> <th>Cable</th> <th>Preamp</th> <th>A/Pos</th> <th>T/Pos</th> <th>Remark</th> </tr> <tr> <th>MHz</th> <th>dBuV/m</th> <th>dB</th> <th>dBuV/m</th> <th>dBuV</th> <th>dB/m</th> <th>dB</th> <th>dB</th> <th>cm</th> <th>deg</th> </tr> </thead> <tbody> <tr> <td>1</td> <td>2390.00</td> <td>44.46</td> <td>-9.54</td> <td>54.00</td> <td>39.45</td> <td>31.70</td> <td>5.55</td> <td>32.24</td> <td>161</td> <td>136 Average</td> </tr> </tbody> </table>	Freq	Level	Over	Limit	ReadAntenna	Cable	Preamp	A/Pos	T/Pos	Remark	MHz	dBuV/m	dB	dBuV/m	dBuV	dB/m	dB	dB	cm	deg	1	2390.00	44.46	-9.54	54.00	39.45	31.70	5.55	32.24	161	136 Average	 <p>Date: 4 Level (dBuV/m) Date: 2022-05-25</p> <p>Site Condition : 03CH02-SZ AVG_54 3m HF_ANT_3117_0107 HORIZONTAL RBW: 1000.000kHz VBW: 1.000kHz</p> <p>Project : 211916-01 Mode : Mode 39 SN : #19 G0E227012194000K Plane : Zynth Accessory setting : 1M power setting 17</p> <table border="1"> <thead> <tr> <th>Freq</th> <th>Level</th> <th>Over</th> <th>Limit</th> <th>ReadAntenna</th> <th>Cable</th> <th>Preamp</th> <th>A/Pos</th> <th>T/Pos</th> <th>Remark</th> </tr> <tr> <th>MHz</th> <th>dBuV/m</th> <th>dB</th> <th>dBuV/m</th> <th>dBuV</th> <th>dB/m</th> <th>dB</th> <th>dB</th> <th>cm</th> <th>deg</th> </tr> </thead> <tbody> <tr> <td>1</td> <td>2412.00</td> <td>93.13</td> <td>39.13</td> <td>54.00</td> <td>88.00</td> <td>31.80</td> <td>5.57</td> <td>32.24</td> <td>161</td> <td>136 Average</td> </tr> </tbody> </table>	Freq	Level	Over	Limit	ReadAntenna	Cable	Preamp	A/Pos	T/Pos	Remark	MHz	dBuV/m	dB	dBuV/m	dBuV	dB/m	dB	dB	cm	deg	1	2412.00	93.13	39.13	54.00	88.00	31.80	5.57	32.24	161	136 Average
Freq	Level	Over	Limit	ReadAntenna	Cable	Preamp	A/Pos	T/Pos	Remark																																																							
MHz	dBuV/m	dB	dBuV/m	dBuV	dB/m	dB	dB	cm	deg																																																							
1	2390.00	44.46	-9.54	54.00	39.45	31.70	5.55	32.24	161	136 Average																																																						
Freq	Level	Over	Limit	ReadAntenna	Cable	Preamp	A/Pos	T/Pos	Remark																																																							
MHz	dBuV/m	dB	dBuV/m	dBuV	dB/m	dB	dB	cm	deg																																																							
1	2412.00	93.13	39.13	54.00	88.00	31.80	5.57	32.24	161	136 Average																																																						



WIFI	2.4GHz 2400~2483.5MHz Band Edge @ 3m																																																															
ANT	802.11g CH01 2412MHz																																																															
2	Vertical	Fundamental																																																														
Peak	<p>Site : 03CH02-SZ Condition : PEAK_BE_74 3m HF_ANT_3117_0107 VERTICAL RSW: 1000.000kHz VBW: 3000.000kHz Project : 211916-01 Mode : Mode 39 Site : #19 080227012194000K Plane : Zynth Accessory setting : 1M power setting 17</p> <table border="1"> <thead> <tr> <th>Freq</th> <th>Level</th> <th>Over</th> <th>Limit</th> <th>ReadAntenna</th> <th>Cable</th> <th>Preamp</th> <th>A/Pos</th> <th>T/Pos</th> <th>Remark</th> </tr> <tr> <th>MHz</th> <th>dBuV/m</th> <th>dB</th> <th>dBuV/m</th> <th>dBuV</th> <th>dB/m</th> <th>dB</th> <th>dB</th> <th>cm</th> <th>deg</th> </tr> </thead> <tbody> <tr> <td>1</td> <td>2389.91</td> <td>54.42</td> <td>-19.58</td> <td>74.00</td> <td>49.41</td> <td>31.70</td> <td>5.55</td> <td>32.24</td> <td>100</td> <td>341 Peak</td> </tr> </tbody> </table>	Freq	Level	Over	Limit	ReadAntenna	Cable	Preamp	A/Pos	T/Pos	Remark	MHz	dBuV/m	dB	dBuV/m	dBuV	dB/m	dB	dB	cm	deg	1	2389.91	54.42	-19.58	74.00	49.41	31.70	5.55	32.24	100	341 Peak	<p>Site : 03CH02-SZ Condition : PEAK_74 3m HF_ANT_3117_0107 VERTICAL RSW: 1000.000kHz VBW: 3000.000kHz Project : 211916-01 Mode : Mode 39 Site : #19 080227012194000K Plane : Zynth Accessory setting : 1M power setting 17</p> <table border="1"> <thead> <tr> <th>Freq</th> <th>Level</th> <th>Over</th> <th>Limit</th> <th>ReadAntenna</th> <th>Cable</th> <th>Preamp</th> <th>A/Pos</th> <th>T/Pos</th> <th>Remark</th> </tr> <tr> <th>MHz</th> <th>dBuV/m</th> <th>dB</th> <th>dBuV/m</th> <th>dBuV</th> <th>dB/m</th> <th>dB</th> <th>dB</th> <th>cm</th> <th>deg</th> </tr> </thead> <tbody> <tr> <td>1</td> <td>2412.00</td> <td>98.47</td> <td>24.47</td> <td>74.00</td> <td>93.34</td> <td>31.80</td> <td>5.57</td> <td>32.24</td> <td>100</td> <td>341 Peak</td> </tr> </tbody> </table>	Freq	Level	Over	Limit	ReadAntenna	Cable	Preamp	A/Pos	T/Pos	Remark	MHz	dBuV/m	dB	dBuV/m	dBuV	dB/m	dB	dB	cm	deg	1	2412.00	98.47	24.47	74.00	93.34	31.80	5.57	32.24	100	341 Peak
Freq	Level	Over	Limit	ReadAntenna	Cable	Preamp	A/Pos	T/Pos	Remark																																																							
MHz	dBuV/m	dB	dBuV/m	dBuV	dB/m	dB	dB	cm	deg																																																							
1	2389.91	54.42	-19.58	74.00	49.41	31.70	5.55	32.24	100	341 Peak																																																						
Freq	Level	Over	Limit	ReadAntenna	Cable	Preamp	A/Pos	T/Pos	Remark																																																							
MHz	dBuV/m	dB	dBuV/m	dBuV	dB/m	dB	dB	cm	deg																																																							
1	2412.00	98.47	24.47	74.00	93.34	31.80	5.57	32.24	100	341 Peak																																																						
Avg.	<p>Site : 03CH02-SZ Condition : AVG_BE_54 3m HF_ANT_3117_0107 VERTICAL RSW: 1000.000kHz VBW: 1.000kHz Project : 211916-01 Mode : Mode 39 Site : #19 080227012194000K Plane : Zynth Accessory setting : 1M power setting 17</p> <table border="1"> <thead> <tr> <th>Freq</th> <th>Level</th> <th>Over</th> <th>Limit</th> <th>ReadAntenna</th> <th>Cable</th> <th>Preamp</th> <th>A/Pos</th> <th>T/Pos</th> <th>Remark</th> </tr> <tr> <th>MHz</th> <th>dBuV/m</th> <th>dB</th> <th>dBuV/m</th> <th>dBuV</th> <th>dB/m</th> <th>dB</th> <th>dB</th> <th>cm</th> <th>deg</th> </tr> </thead> <tbody> <tr> <td>1</td> <td>2390.00</td> <td>42.82</td> <td>-11.98</td> <td>54.00</td> <td>37.81</td> <td>31.70</td> <td>5.55</td> <td>32.24</td> <td>100</td> <td>341 Average</td> </tr> </tbody> </table>	Freq	Level	Over	Limit	ReadAntenna	Cable	Preamp	A/Pos	T/Pos	Remark	MHz	dBuV/m	dB	dBuV/m	dBuV	dB/m	dB	dB	cm	deg	1	2390.00	42.82	-11.98	54.00	37.81	31.70	5.55	32.24	100	341 Average	<p>Site : 03CH02-SZ Condition : AVG_54 3m HF_ANT_3117_0107 VERTICAL RSW: 1000.000kHz VBW: 1.000kHz Project : 211916-01 Mode : Mode 39 Site : #19 080227012194000K Plane : Zynth Accessory setting : 1M power setting 17</p> <table border="1"> <thead> <tr> <th>Freq</th> <th>Level</th> <th>Over</th> <th>Limit</th> <th>ReadAntenna</th> <th>Cable</th> <th>Preamp</th> <th>A/Pos</th> <th>T/Pos</th> <th>Remark</th> </tr> <tr> <th>MHz</th> <th>dBuV/m</th> <th>dB</th> <th>dBuV/m</th> <th>dBuV</th> <th>dB/m</th> <th>dB</th> <th>dB</th> <th>cm</th> <th>deg</th> </tr> </thead> <tbody> <tr> <td>1</td> <td>2412.00</td> <td>88.67</td> <td>34.67</td> <td>54.00</td> <td>85.54</td> <td>31.80</td> <td>5.57</td> <td>32.24</td> <td>100</td> <td>341 Average</td> </tr> </tbody> </table>	Freq	Level	Over	Limit	ReadAntenna	Cable	Preamp	A/Pos	T/Pos	Remark	MHz	dBuV/m	dB	dBuV/m	dBuV	dB/m	dB	dB	cm	deg	1	2412.00	88.67	34.67	54.00	85.54	31.80	5.57	32.24	100	341 Average
Freq	Level	Over	Limit	ReadAntenna	Cable	Preamp	A/Pos	T/Pos	Remark																																																							
MHz	dBuV/m	dB	dBuV/m	dBuV	dB/m	dB	dB	cm	deg																																																							
1	2390.00	42.82	-11.98	54.00	37.81	31.70	5.55	32.24	100	341 Average																																																						
Freq	Level	Over	Limit	ReadAntenna	Cable	Preamp	A/Pos	T/Pos	Remark																																																							
MHz	dBuV/m	dB	dBuV/m	dBuV	dB/m	dB	dB	cm	deg																																																							
1	2412.00	88.67	34.67	54.00	85.54	31.80	5.57	32.24	100	341 Average																																																						



WIFI	2.4GHz 2400~2483.5MHz Band Edge @ 3m																																																															
ANT	802.11g CH06 2437MHz - L																																																															
2	Horizontal	Fundamental																																																														
<p>Peak</p>	 <p>Date: 1 Date: 2022-05-25</p> <p>Site Condition : 03CH02-SZ : PEAK_BE_74 3m HF_ANT_3117_0107 HORIZONTAL : RSW: 1000.000kHz VBW: 3000.000kHz Project : 211916-01 Mode : Mode 40 SN : #19 GB227012194000K Plane : Zuth_Accessory setting : TM power setting 17</p> <table border="1"> <thead> <tr> <th>Freq</th> <th>Level</th> <th>Over</th> <th>Limit</th> <th>ReadAntenna</th> <th>Cable</th> <th>Preamp</th> <th>A/Pos</th> <th>T/Pos</th> <th>Remark</th> </tr> <tr> <th>MHz</th> <th>dBuV/m</th> <th>dB</th> <th>dBuV/m</th> <th>dB/m</th> <th>dB</th> <th>dB</th> <th>cm</th> <th>deg</th> <th></th> </tr> </thead> <tbody> <tr> <td>1</td> <td>2387.28</td> <td>52.31</td> <td>-11.69</td> <td>74.00</td> <td>47.31</td> <td>31.70</td> <td>5.55</td> <td>32.25</td> <td>288</td> <td>283 Peak</td> </tr> </tbody> </table>	Freq	Level	Over	Limit	ReadAntenna	Cable	Preamp	A/Pos	T/Pos	Remark	MHz	dBuV/m	dB	dBuV/m	dB/m	dB	dB	cm	deg		1	2387.28	52.31	-11.69	74.00	47.31	31.70	5.55	32.25	288	283 Peak	 <p>Date: 3 Date: 2022-05-25</p> <p>Site Condition : 03CH02-SZ : PEAK_74 3m HF_ANT_3117_0107 HORIZONTAL : RSW: 1000.000kHz VBW: 3000.000kHz Project : 211916-01 Mode : Mode 40 SN : #19 GB227012194000K Plane : Zuth_Accessory setting : TM power setting 17</p> <table border="1"> <thead> <tr> <th>Freq</th> <th>Level</th> <th>Over</th> <th>Limit</th> <th>ReadAntenna</th> <th>Cable</th> <th>Preamp</th> <th>A/Pos</th> <th>T/Pos</th> <th>Remark</th> </tr> <tr> <th>MHz</th> <th>dBuV/m</th> <th>dB</th> <th>dBuV/m</th> <th>dB/m</th> <th>dB</th> <th>dB</th> <th>cm</th> <th>deg</th> <th></th> </tr> </thead> <tbody> <tr> <td>1</td> <td>2437.00</td> <td>100.75</td> <td>26.75</td> <td>74.00</td> <td>95.28</td> <td>32.00</td> <td>5.61</td> <td>32.14</td> <td>288</td> <td>283 Peak</td> </tr> </tbody> </table>	Freq	Level	Over	Limit	ReadAntenna	Cable	Preamp	A/Pos	T/Pos	Remark	MHz	dBuV/m	dB	dBuV/m	dB/m	dB	dB	cm	deg		1	2437.00	100.75	26.75	74.00	95.28	32.00	5.61	32.14	288	283 Peak
Freq	Level	Over	Limit	ReadAntenna	Cable	Preamp	A/Pos	T/Pos	Remark																																																							
MHz	dBuV/m	dB	dBuV/m	dB/m	dB	dB	cm	deg																																																								
1	2387.28	52.31	-11.69	74.00	47.31	31.70	5.55	32.25	288	283 Peak																																																						
Freq	Level	Over	Limit	ReadAntenna	Cable	Preamp	A/Pos	T/Pos	Remark																																																							
MHz	dBuV/m	dB	dBuV/m	dB/m	dB	dB	cm	deg																																																								
1	2437.00	100.75	26.75	74.00	95.28	32.00	5.61	32.14	288	283 Peak																																																						
<p>Avg.</p>	 <p>Date: 2 Date: 2022-05-25</p> <p>Site Condition : 03CH02-SZ : AVG_BE_54 3m HF_ANT_3117_0107 HORIZONTAL : RSW: 1000.000kHz VBW: 1.000kHz Project : 211916-01 Mode : Mode 40 SN : #19 GB227012194000K Plane : Zuth_Accessory setting : TM power setting 17</p> <table border="1"> <thead> <tr> <th>Freq</th> <th>Level</th> <th>Over</th> <th>Limit</th> <th>ReadAntenna</th> <th>Cable</th> <th>Preamp</th> <th>A/Pos</th> <th>T/Pos</th> <th>Remark</th> </tr> <tr> <th>MHz</th> <th>dBuV/m</th> <th>dB</th> <th>dBuV/m</th> <th>dB/m</th> <th>dB</th> <th>dB</th> <th>cm</th> <th>deg</th> <th></th> </tr> </thead> <tbody> <tr> <td>1</td> <td>2389.94</td> <td>48.51</td> <td>-15.49</td> <td>54.00</td> <td>35.58</td> <td>31.70</td> <td>5.55</td> <td>32.24</td> <td>288</td> <td>283 Average</td> </tr> </tbody> </table>	Freq	Level	Over	Limit	ReadAntenna	Cable	Preamp	A/Pos	T/Pos	Remark	MHz	dBuV/m	dB	dBuV/m	dB/m	dB	dB	cm	deg		1	2389.94	48.51	-15.49	54.00	35.58	31.70	5.55	32.24	288	283 Average	 <p>Date: 4 Date: 2022-05-25</p> <p>Site Condition : 03CH02-SZ : AVG_54 3m HF_ANT_3117_0107 HORIZONTAL : RSW: 1000.000kHz VBW: 1.000kHz Project : 211916-01 Mode : Mode 40 SN : #19 GB227012194000K Plane : Zuth_Accessory setting : TM power setting 17</p> <table border="1"> <thead> <tr> <th>Freq</th> <th>Level</th> <th>Over</th> <th>Limit</th> <th>ReadAntenna</th> <th>Cable</th> <th>Preamp</th> <th>A/Pos</th> <th>T/Pos</th> <th>Remark</th> </tr> <tr> <th>MHz</th> <th>dBuV/m</th> <th>dB</th> <th>dBuV/m</th> <th>dB/m</th> <th>dB</th> <th>dB</th> <th>cm</th> <th>deg</th> <th></th> </tr> </thead> <tbody> <tr> <td>1</td> <td>2437.00</td> <td>89.74</td> <td>35.74</td> <td>54.00</td> <td>84.27</td> <td>32.00</td> <td>5.61</td> <td>32.14</td> <td>288</td> <td>283 Average</td> </tr> </tbody> </table>	Freq	Level	Over	Limit	ReadAntenna	Cable	Preamp	A/Pos	T/Pos	Remark	MHz	dBuV/m	dB	dBuV/m	dB/m	dB	dB	cm	deg		1	2437.00	89.74	35.74	54.00	84.27	32.00	5.61	32.14	288	283 Average
Freq	Level	Over	Limit	ReadAntenna	Cable	Preamp	A/Pos	T/Pos	Remark																																																							
MHz	dBuV/m	dB	dBuV/m	dB/m	dB	dB	cm	deg																																																								
1	2389.94	48.51	-15.49	54.00	35.58	31.70	5.55	32.24	288	283 Average																																																						
Freq	Level	Over	Limit	ReadAntenna	Cable	Preamp	A/Pos	T/Pos	Remark																																																							
MHz	dBuV/m	dB	dBuV/m	dB/m	dB	dB	cm	deg																																																								
1	2437.00	89.74	35.74	54.00	84.27	32.00	5.61	32.14	288	283 Average																																																						



WIFI	2.4GHz 2400~2483.5MHz Band Edge @ 3m	
ANT	802.11g CH06 2437MHz - R	
2	Horizontal	Fundamental
Peak	<p> Date: 5 Date: 2022-05-25 Level (dBuV/m) 120 109.4 93.1 78.1 62.5 46.9 31.3 15.6 2430 2444 2458 2472 2486 2500 Frequency (MHz) PEAK_BE_74 Site : 03CH02-SZ Condition : PEAK_BE_74 3m HF_ANT_3117_0107 HORIZONTAL : RBW:1000.000kHz VBW:3000.000kHz Project : 211916-01 Mode : Mode 40 Site : #19 G98227012194000K Plane : Swth Accessory setting : TM power setting 17 Freq Level Over Limit ReadAntenna Cable Preamp A/Pos T/Pos Remark MHz dBuV/m dB dBuV/m dBuV dB/m dB dB ce deg 1 2498.46 51.32 -22.68 74.00 45.39 32.10 5.68 33.85 200 203 Peak </p>	Left blank
Avg.	<p> Date: 6 Date: 2022-05-25 Level (dBuV/m) 120 109.4 93.1 78.1 62.5 46.9 31.3 15.6 2430 2444 2458 2472 2486 2500 Frequency (MHz) AVG_BE_54 Site : 03CH02-SZ Condition : AVG_BE_54 3m HF_ANT_3117_0107 HORIZONTAL : RBW:1000.000kHz VBW:1.000kHz Project : 211916-01 Mode : Mode 40 Site : #19 G98227012194000K Plane : Swth Accessory setting : TM power setting 17 Freq Level Over Limit ReadAntenna Cable Preamp A/Pos T/Pos Remark MHz dBuV/m dB dBuV/m dBuV dB/m dB dB ce deg 1 2484.04 41.45 -12.55 54.00 35.67 32.07 5.66 33.95 200 203 Average </p>	Left blank

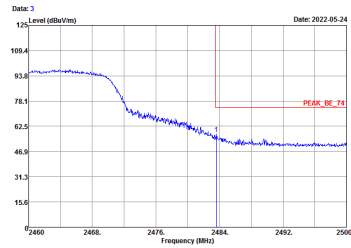
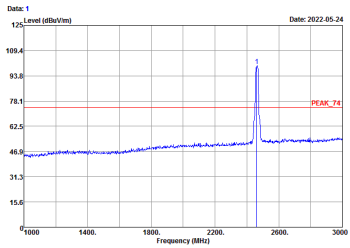
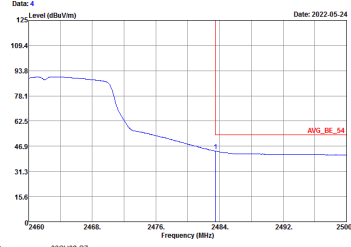
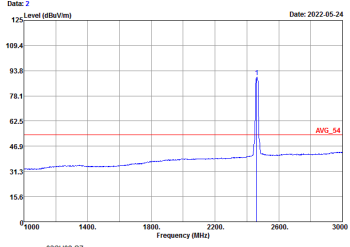


WIFI	2.4GHz 2400~2483.5MHz Band Edge @ 3m																																																															
ANT	802.11g CH06 2437MHz - L																																																															
2	Vertical	Fundamental																																																														
Peak	<p>Date: 7 Level (dBuV/m)</p> <p>Date: 2022-05-25</p> <p>Site : 03CH02-SZ Condition : PEAK_BE_74 3m HF_ANT_3117_0107 VERTICAL : RSW:1000.000kHz VBW:3000.000kHz Project : 211916-01 Mode : Mode 40 Site : #19 08B227012194000K Plane : Zynth Accessory setting : 1M power setting 17</p> <table border="1"> <thead> <tr> <th>Freq</th> <th>Level</th> <th>Over</th> <th>Limit</th> <th>ReadAntenna</th> <th>Cable</th> <th>Preamp</th> <th>A/Pos</th> <th>T/Pos</th> <th>Remark</th> </tr> <tr> <th>MHz</th> <th>dBuV/m</th> <th>dB</th> <th>dBuV/m</th> <th>dBuV</th> <th>dB/m</th> <th>dB</th> <th>dB</th> <th>cm</th> <th>deg</th> </tr> </thead> <tbody> <tr> <td>1</td> <td>2385.74</td> <td>59.73</td> <td>-23.27</td> <td>74.00</td> <td>45.73</td> <td>31.70</td> <td>5.55</td> <td>32.25</td> <td>119</td> <td>22 Peak</td> </tr> </tbody> </table>	Freq	Level	Over	Limit	ReadAntenna	Cable	Preamp	A/Pos	T/Pos	Remark	MHz	dBuV/m	dB	dBuV/m	dBuV	dB/m	dB	dB	cm	deg	1	2385.74	59.73	-23.27	74.00	45.73	31.70	5.55	32.25	119	22 Peak	<p>Date: 9 Level (dBuV/m)</p> <p>Date: 2022-05-25</p> <p>Site : 03CH02-SZ Condition : PEAK_74 3m HF_ANT_3117_0107 VERTICAL : RSW:1000.000kHz VBW:3000.000kHz Project : 211916-01 Mode : Mode 40 Site : #19 08B227012194000K Plane : Zynth Accessory setting : 1M power setting 17</p> <table border="1"> <thead> <tr> <th>Freq</th> <th>Level</th> <th>Over</th> <th>Limit</th> <th>ReadAntenna</th> <th>Cable</th> <th>Preamp</th> <th>A/Pos</th> <th>T/Pos</th> <th>Remark</th> </tr> <tr> <th>MHz</th> <th>dBuV/m</th> <th>dB</th> <th>dBuV/m</th> <th>dBuV</th> <th>dB/m</th> <th>dB</th> <th>dB</th> <th>cm</th> <th>deg</th> </tr> </thead> <tbody> <tr> <td>1</td> <td>2437.00</td> <td>97.46</td> <td>23.46</td> <td>74.00</td> <td>91.99</td> <td>32.00</td> <td>5.61</td> <td>32.14</td> <td>119</td> <td>22 Peak</td> </tr> </tbody> </table>	Freq	Level	Over	Limit	ReadAntenna	Cable	Preamp	A/Pos	T/Pos	Remark	MHz	dBuV/m	dB	dBuV/m	dBuV	dB/m	dB	dB	cm	deg	1	2437.00	97.46	23.46	74.00	91.99	32.00	5.61	32.14	119	22 Peak
Freq	Level	Over	Limit	ReadAntenna	Cable	Preamp	A/Pos	T/Pos	Remark																																																							
MHz	dBuV/m	dB	dBuV/m	dBuV	dB/m	dB	dB	cm	deg																																																							
1	2385.74	59.73	-23.27	74.00	45.73	31.70	5.55	32.25	119	22 Peak																																																						
Freq	Level	Over	Limit	ReadAntenna	Cable	Preamp	A/Pos	T/Pos	Remark																																																							
MHz	dBuV/m	dB	dBuV/m	dBuV	dB/m	dB	dB	cm	deg																																																							
1	2437.00	97.46	23.46	74.00	91.99	32.00	5.61	32.14	119	22 Peak																																																						
Avg.	<p>Date: 8 Level (dBuV/m)</p> <p>Date: 2022-05-25</p> <p>Site : 03CH02-SZ Condition : AVG_BE_54 3m HF_ANT_3117_0107 VERTICAL : RSW:1000.000kHz VBW:1.000kHz Project : 211916-01 Mode : Mode 40 Site : #19 08B227012194000K Plane : Zynth Accessory setting : 1M power setting 17</p> <table border="1"> <thead> <tr> <th>Freq</th> <th>Level</th> <th>Over</th> <th>Limit</th> <th>ReadAntenna</th> <th>Cable</th> <th>Preamp</th> <th>A/Pos</th> <th>T/Pos</th> <th>Remark</th> </tr> <tr> <th>MHz</th> <th>dBuV/m</th> <th>dB</th> <th>dBuV/m</th> <th>dBuV</th> <th>dB/m</th> <th>dB</th> <th>dB</th> <th>cm</th> <th>deg</th> </tr> </thead> <tbody> <tr> <td>1</td> <td>2389.10</td> <td>59.98</td> <td>-14.02</td> <td>54.00</td> <td>34.98</td> <td>31.70</td> <td>5.55</td> <td>32.25</td> <td>119</td> <td>22 Average</td> </tr> </tbody> </table>	Freq	Level	Over	Limit	ReadAntenna	Cable	Preamp	A/Pos	T/Pos	Remark	MHz	dBuV/m	dB	dBuV/m	dBuV	dB/m	dB	dB	cm	deg	1	2389.10	59.98	-14.02	54.00	34.98	31.70	5.55	32.25	119	22 Average	<p>Date: 10 Level (dBuV/m)</p> <p>Date: 2022-05-25</p> <p>Site : 03CH02-SZ Condition : AVG_54 3m HF_ANT_3117_0107 VERTICAL : RSW:1000.000kHz VBW:1.000kHz Project : 211916-01 Mode : Mode 40 Site : #19 08B227012194000K Plane : Zynth Accessory setting : 1M power setting 17</p> <table border="1"> <thead> <tr> <th>Freq</th> <th>Level</th> <th>Over</th> <th>Limit</th> <th>ReadAntenna</th> <th>Cable</th> <th>Preamp</th> <th>A/Pos</th> <th>T/Pos</th> <th>Remark</th> </tr> <tr> <th>MHz</th> <th>dBuV/m</th> <th>dB</th> <th>dBuV/m</th> <th>dBuV</th> <th>dB/m</th> <th>dB</th> <th>dB</th> <th>cm</th> <th>deg</th> </tr> </thead> <tbody> <tr> <td>1</td> <td>2437.00</td> <td>87.95</td> <td>33.95</td> <td>54.00</td> <td>82.48</td> <td>32.00</td> <td>5.61</td> <td>32.14</td> <td>119</td> <td>22 Average</td> </tr> </tbody> </table>	Freq	Level	Over	Limit	ReadAntenna	Cable	Preamp	A/Pos	T/Pos	Remark	MHz	dBuV/m	dB	dBuV/m	dBuV	dB/m	dB	dB	cm	deg	1	2437.00	87.95	33.95	54.00	82.48	32.00	5.61	32.14	119	22 Average
Freq	Level	Over	Limit	ReadAntenna	Cable	Preamp	A/Pos	T/Pos	Remark																																																							
MHz	dBuV/m	dB	dBuV/m	dBuV	dB/m	dB	dB	cm	deg																																																							
1	2389.10	59.98	-14.02	54.00	34.98	31.70	5.55	32.25	119	22 Average																																																						
Freq	Level	Over	Limit	ReadAntenna	Cable	Preamp	A/Pos	T/Pos	Remark																																																							
MHz	dBuV/m	dB	dBuV/m	dBuV	dB/m	dB	dB	cm	deg																																																							
1	2437.00	87.95	33.95	54.00	82.48	32.00	5.61	32.14	119	22 Average																																																						



WIFI	2.4GHz 2400~2483.5MHz Band Edge @ 3m																																
ANT	802.11g CH06 2437MHz - R																																
2	Vertical	Fundamental																															
Peak	<p>Date: 11 Date: 2022-05-25</p> <p>Site : 03CH02-SZ Condition : PEAK_BE_74 3m HF_ANT_3117_0107 VERTICAL RSBW: 1000.000kHz VBW: 3000.000kHz Project : 211916-01 Mode : 40 Site : #19 G08227012194000K Plane : 0 setting : TM power setting 17</p> <table border="1"> <thead> <tr> <th>Freq</th> <th>Level</th> <th>Over</th> <th>Limit</th> <th>ReadAntenna</th> <th>Cable</th> <th>Preamp</th> <th>A/Pos</th> <th>T/Pos</th> <th>Remark</th> </tr> <tr> <th>MHz</th> <th>dBuV/m</th> <th>dB</th> <th>dBuV/m</th> <th>dBuV/m</th> <th>dB</th> <th>dB</th> <th>ca</th> <th>deg</th> <th></th> </tr> </thead> <tbody> <tr> <td>1</td> <td>2489.85</td> <td>51.58</td> <td>-22.42</td> <td>74.00</td> <td>45.75</td> <td>32.10</td> <td>5.68</td> <td>33.95</td> <td>119</td> <td>22 Peak</td> </tr> </tbody> </table>	Freq	Level	Over	Limit	ReadAntenna	Cable	Preamp	A/Pos	T/Pos	Remark	MHz	dBuV/m	dB	dBuV/m	dBuV/m	dB	dB	ca	deg		1	2489.85	51.58	-22.42	74.00	45.75	32.10	5.68	33.95	119	22 Peak	Left Blank
Freq	Level	Over	Limit	ReadAntenna	Cable	Preamp	A/Pos	T/Pos	Remark																								
MHz	dBuV/m	dB	dBuV/m	dBuV/m	dB	dB	ca	deg																									
1	2489.85	51.58	-22.42	74.00	45.75	32.10	5.68	33.95	119	22 Peak																							
Avg.	<p>Date: 12 Date: 2022-05-25</p> <p>Site : 03CH02-SZ Condition : AVG_BE_54 3m HF_ANT_3117_0107 VERTICAL RSBW: 1000.000kHz VBW: 1.000kHz Project : 211916-01 Mode : 40 Site : #19 G08227012194000K Plane : 0 setting : TM power setting 17</p> <table border="1"> <thead> <tr> <th>Freq</th> <th>Level</th> <th>Over</th> <th>Limit</th> <th>ReadAntenna</th> <th>Cable</th> <th>Preamp</th> <th>A/Pos</th> <th>T/Pos</th> <th>Remark</th> </tr> <tr> <th>MHz</th> <th>dBuV/m</th> <th>dB</th> <th>dBuV/m</th> <th>dBuV/m</th> <th>dB</th> <th>dB</th> <th>ca</th> <th>deg</th> <th></th> </tr> </thead> <tbody> <tr> <td>1</td> <td>2483.55</td> <td>41.00</td> <td>-15.00</td> <td>54.00</td> <td>35.22</td> <td>32.07</td> <td>5.68</td> <td>33.95</td> <td>119</td> <td>22 Average</td> </tr> </tbody> </table>	Freq	Level	Over	Limit	ReadAntenna	Cable	Preamp	A/Pos	T/Pos	Remark	MHz	dBuV/m	dB	dBuV/m	dBuV/m	dB	dB	ca	deg		1	2483.55	41.00	-15.00	54.00	35.22	32.07	5.68	33.95	119	22 Average	Left Blank
Freq	Level	Over	Limit	ReadAntenna	Cable	Preamp	A/Pos	T/Pos	Remark																								
MHz	dBuV/m	dB	dBuV/m	dBuV/m	dB	dB	ca	deg																									
1	2483.55	41.00	-15.00	54.00	35.22	32.07	5.68	33.95	119	22 Average																							

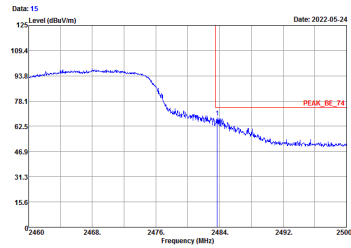
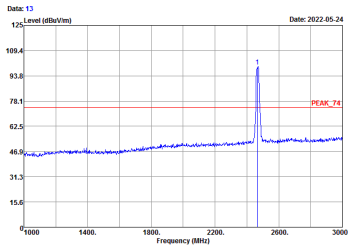
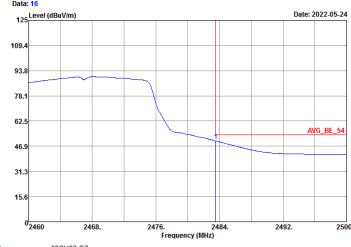
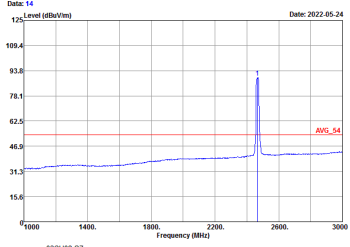


WIFI	2.4GHz 2400~2483.5MHz Band Edge @ 3m																																																															
ANT	802.11g CH11 2462MHz																																																															
2	Horizontal	Fundamental																																																														
Peak	 <p>Site : 03CH02-SZ Condition : PEAK_BE_74 3m HF_ANT_3117_0107 HORIZONTAL Project : RWV-1000.000kHz VBW-1.000kHz Mode : 211916-01 SN : #19 080227012194000K Plane : Z with Accessory setting : 1M power setting 17</p> <table border="1"> <thead> <tr> <th>Freq</th> <th>Level</th> <th>Over</th> <th>Limit</th> <th>ReadAntenna</th> <th>Cable</th> <th>Preamp</th> <th>A/Pos</th> <th>T/Pos</th> <th>Remark</th> </tr> <tr> <th>MHz</th> <th>dBuV/m</th> <th>dB</th> <th>dBuV/m</th> <th>dBuV</th> <th>dB/m</th> <th>dB</th> <th>dB</th> <th>cm</th> <th>deg</th> </tr> </thead> <tbody> <tr> <td>1</td> <td>2483.08</td> <td>57.47</td> <td>-16.33</td> <td>74.00</td> <td>51.89</td> <td>32.47</td> <td>5.66</td> <td>31.95</td> <td>185</td> <td>238 Peak</td> </tr> </tbody> </table>	Freq	Level	Over	Limit	ReadAntenna	Cable	Preamp	A/Pos	T/Pos	Remark	MHz	dBuV/m	dB	dBuV/m	dBuV	dB/m	dB	dB	cm	deg	1	2483.08	57.47	-16.33	74.00	51.89	32.47	5.66	31.95	185	238 Peak	 <p>Site : 03CH02-SZ Condition : PEAK_74 3m HF_ANT_3117_0107 HORIZONTAL Project : RWV-1000.000kHz VBW-1.000kHz Mode : 211916-01 SN : #19 080227012194000K Plane : Z with Accessory setting : 1M power setting 17</p> <table border="1"> <thead> <tr> <th>Freq</th> <th>Level</th> <th>Over</th> <th>Limit</th> <th>ReadAntenna</th> <th>Cable</th> <th>Preamp</th> <th>A/Pos</th> <th>T/Pos</th> <th>Remark</th> </tr> <tr> <th>MHz</th> <th>dBuV/m</th> <th>dB</th> <th>dBuV/m</th> <th>dBuV</th> <th>dB/m</th> <th>dB</th> <th>dB</th> <th>cm</th> <th>deg</th> </tr> </thead> <tbody> <tr> <td>1</td> <td>2462.00</td> <td>100.87</td> <td>26.87</td> <td>74.00</td> <td>94.45</td> <td>32.83</td> <td>5.64</td> <td>32.85</td> <td>185</td> <td>238 Peak</td> </tr> </tbody> </table>	Freq	Level	Over	Limit	ReadAntenna	Cable	Preamp	A/Pos	T/Pos	Remark	MHz	dBuV/m	dB	dBuV/m	dBuV	dB/m	dB	dB	cm	deg	1	2462.00	100.87	26.87	74.00	94.45	32.83	5.64	32.85	185	238 Peak
Freq	Level	Over	Limit	ReadAntenna	Cable	Preamp	A/Pos	T/Pos	Remark																																																							
MHz	dBuV/m	dB	dBuV/m	dBuV	dB/m	dB	dB	cm	deg																																																							
1	2483.08	57.47	-16.33	74.00	51.89	32.47	5.66	31.95	185	238 Peak																																																						
Freq	Level	Over	Limit	ReadAntenna	Cable	Preamp	A/Pos	T/Pos	Remark																																																							
MHz	dBuV/m	dB	dBuV/m	dBuV	dB/m	dB	dB	cm	deg																																																							
1	2462.00	100.87	26.87	74.00	94.45	32.83	5.64	32.85	185	238 Peak																																																						
Avg.	 <p>Site : 03CH02-SZ Condition : AVG_BE_54 3m HF_ANT_3117_0107 HORIZONTAL Project : RWV-1000.000kHz VBW-1.000kHz Mode : 211916-01 SN : #19 080227012194000K Plane : Z with Accessory setting : 1M power setting 17</p> <table border="1"> <thead> <tr> <th>Freq</th> <th>Level</th> <th>Over</th> <th>Limit</th> <th>ReadAntenna</th> <th>Cable</th> <th>Preamp</th> <th>A/Pos</th> <th>T/Pos</th> <th>Remark</th> </tr> <tr> <th>MHz</th> <th>dBuV/m</th> <th>dB</th> <th>dBuV/m</th> <th>dBuV</th> <th>dB/m</th> <th>dB</th> <th>dB</th> <th>cm</th> <th>deg</th> </tr> </thead> <tbody> <tr> <td>1</td> <td>2483.52</td> <td>43.84</td> <td>-18.16</td> <td>54.00</td> <td>38.86</td> <td>32.87</td> <td>5.66</td> <td>31.95</td> <td>185</td> <td>238 Average</td> </tr> </tbody> </table>	Freq	Level	Over	Limit	ReadAntenna	Cable	Preamp	A/Pos	T/Pos	Remark	MHz	dBuV/m	dB	dBuV/m	dBuV	dB/m	dB	dB	cm	deg	1	2483.52	43.84	-18.16	54.00	38.86	32.87	5.66	31.95	185	238 Average	 <p>Site : 03CH02-SZ Condition : AVG_54 3m HF_ANT_3117_0107 HORIZONTAL Project : RWV-1000.000kHz VBW-1.000kHz Mode : 211916-01 SN : #19 080227012194000K Plane : Z with Accessory setting : 1M power setting 17</p> <table border="1"> <thead> <tr> <th>Freq</th> <th>Level</th> <th>Over</th> <th>Limit</th> <th>ReadAntenna</th> <th>Cable</th> <th>Preamp</th> <th>A/Pos</th> <th>T/Pos</th> <th>Remark</th> </tr> <tr> <th>MHz</th> <th>dBuV/m</th> <th>dB</th> <th>dBuV/m</th> <th>dBuV</th> <th>dB/m</th> <th>dB</th> <th>dB</th> <th>cm</th> <th>deg</th> </tr> </thead> <tbody> <tr> <td>1</td> <td>2462.00</td> <td>89.76</td> <td>35.76</td> <td>54.00</td> <td>84.14</td> <td>32.83</td> <td>5.64</td> <td>32.85</td> <td>185</td> <td>238 Average</td> </tr> </tbody> </table>	Freq	Level	Over	Limit	ReadAntenna	Cable	Preamp	A/Pos	T/Pos	Remark	MHz	dBuV/m	dB	dBuV/m	dBuV	dB/m	dB	dB	cm	deg	1	2462.00	89.76	35.76	54.00	84.14	32.83	5.64	32.85	185	238 Average
Freq	Level	Over	Limit	ReadAntenna	Cable	Preamp	A/Pos	T/Pos	Remark																																																							
MHz	dBuV/m	dB	dBuV/m	dBuV	dB/m	dB	dB	cm	deg																																																							
1	2483.52	43.84	-18.16	54.00	38.86	32.87	5.66	31.95	185	238 Average																																																						
Freq	Level	Over	Limit	ReadAntenna	Cable	Preamp	A/Pos	T/Pos	Remark																																																							
MHz	dBuV/m	dB	dBuV/m	dBuV	dB/m	dB	dB	cm	deg																																																							
1	2462.00	89.76	35.76	54.00	84.14	32.83	5.64	32.85	185	238 Average																																																						



WIFI	2.4GHz 2400~2483.5MHz Band Edge @ 3m																																																															
ANT	802.11g CH11 2462MHz																																																															
2	Vertical	Fundamental																																																														
Peak	<p>Date: 7 Date: 2022-05-24</p> <p>Site : 03CH02-SZ Condition : PEAK_BE_74 3m HF_ANT_3117_0107 VERTICAL : RSW:1000.000kHz VBW:3000.000kHz Project : 211916-01 Mode : Mode 41 SN : #19 080227012194000K Plane : Z with Accessory setting : TM power setting T7</p> <table border="1"> <thead> <tr> <th>Freq</th> <th>Level</th> <th>Over</th> <th>Limit</th> <th>ReadAntenna</th> <th>Cable</th> <th>Preamp</th> <th>A/Pos</th> <th>T/Pos</th> <th>Remark</th> </tr> <tr> <th>MHz</th> <th>dBuV/m</th> <th>dB</th> <th>dBuV/m</th> <th>dBuV</th> <th>dB/m</th> <th>dB</th> <th>dB</th> <th>cm</th> <th>deg</th> </tr> </thead> <tbody> <tr> <td>1</td> <td>2463.76</td> <td>69.57</td> <td>-13.43</td> <td>74.00</td> <td>54.79</td> <td>32.87</td> <td>5.66</td> <td>33.95</td> <td>154</td> <td>287 Peak</td> </tr> </tbody> </table>	Freq	Level	Over	Limit	ReadAntenna	Cable	Preamp	A/Pos	T/Pos	Remark	MHz	dBuV/m	dB	dBuV/m	dBuV	dB/m	dB	dB	cm	deg	1	2463.76	69.57	-13.43	74.00	54.79	32.87	5.66	33.95	154	287 Peak	<p>Date: 5 Date: 2022-05-24</p> <p>Site : 03CH02-SZ Condition : PEAK_74 3m HF_ANT_3117_0107 VERTICAL : RSW:1000.000kHz VBW:3000.000kHz Project : 211916-01 Mode : Mode 41 SN : #19 080227012194000K Plane : Z with Accessory setting : TM power setting T7</p> <table border="1"> <thead> <tr> <th>Freq</th> <th>Level</th> <th>Over</th> <th>Limit</th> <th>ReadAntenna</th> <th>Cable</th> <th>Preamp</th> <th>A/Pos</th> <th>T/Pos</th> <th>Remark</th> </tr> <tr> <th>MHz</th> <th>dBuV/m</th> <th>dB</th> <th>dBuV/m</th> <th>dBuV</th> <th>dB/m</th> <th>dB</th> <th>dB</th> <th>cm</th> <th>deg</th> </tr> </thead> <tbody> <tr> <td>1</td> <td>2462.00</td> <td>181.15</td> <td>27.15</td> <td>74.00</td> <td>95.53</td> <td>32.83</td> <td>5.64</td> <td>32.85</td> <td>154</td> <td>287 Peak</td> </tr> </tbody> </table>	Freq	Level	Over	Limit	ReadAntenna	Cable	Preamp	A/Pos	T/Pos	Remark	MHz	dBuV/m	dB	dBuV/m	dBuV	dB/m	dB	dB	cm	deg	1	2462.00	181.15	27.15	74.00	95.53	32.83	5.64	32.85	154	287 Peak
Freq	Level	Over	Limit	ReadAntenna	Cable	Preamp	A/Pos	T/Pos	Remark																																																							
MHz	dBuV/m	dB	dBuV/m	dBuV	dB/m	dB	dB	cm	deg																																																							
1	2463.76	69.57	-13.43	74.00	54.79	32.87	5.66	33.95	154	287 Peak																																																						
Freq	Level	Over	Limit	ReadAntenna	Cable	Preamp	A/Pos	T/Pos	Remark																																																							
MHz	dBuV/m	dB	dBuV/m	dBuV	dB/m	dB	dB	cm	deg																																																							
1	2462.00	181.15	27.15	74.00	95.53	32.83	5.64	32.85	154	287 Peak																																																						
Avg.	<p>Date: 8 Date: 2022-05-24</p> <p>Site : 03CH02-SZ Condition : AVG_BE_54 3m HF_ANT_3117_0107 VERTICAL : RSW:1000.000kHz VBW:1.000kHz Project : 211916-01 Mode : Mode 41 SN : #19 080227012194000K Plane : Z with Accessory setting : TM power setting T7</p> <table border="1"> <thead> <tr> <th>Freq</th> <th>Level</th> <th>Over</th> <th>Limit</th> <th>ReadAntenna</th> <th>Cable</th> <th>Preamp</th> <th>A/Pos</th> <th>T/Pos</th> <th>Remark</th> </tr> <tr> <th>MHz</th> <th>dBuV/m</th> <th>dB</th> <th>dBuV/m</th> <th>dBuV</th> <th>dB/m</th> <th>dB</th> <th>dB</th> <th>cm</th> <th>deg</th> </tr> </thead> <tbody> <tr> <td>1</td> <td>2463.52</td> <td>45.28</td> <td>-8.88</td> <td>54.00</td> <td>39.42</td> <td>32.87</td> <td>5.66</td> <td>33.95</td> <td>154</td> <td>287 Average</td> </tr> </tbody> </table>	Freq	Level	Over	Limit	ReadAntenna	Cable	Preamp	A/Pos	T/Pos	Remark	MHz	dBuV/m	dB	dBuV/m	dBuV	dB/m	dB	dB	cm	deg	1	2463.52	45.28	-8.88	54.00	39.42	32.87	5.66	33.95	154	287 Average	<p>Date: 6 Date: 2022-05-24</p> <p>Site : 03CH02-SZ Condition : AVG_54 3m HF_ANT_3117_0107 VERTICAL : RSW:1000.000kHz VBW:1.000kHz Project : 211916-01 Mode : Mode 41 SN : #19 080227012194000K Plane : Z with Accessory setting : TM power setting T7</p> <table border="1"> <thead> <tr> <th>Freq</th> <th>Level</th> <th>Over</th> <th>Limit</th> <th>ReadAntenna</th> <th>Cable</th> <th>Preamp</th> <th>A/Pos</th> <th>T/Pos</th> <th>Remark</th> </tr> <tr> <th>MHz</th> <th>dBuV/m</th> <th>dB</th> <th>dBuV/m</th> <th>dBuV</th> <th>dB/m</th> <th>dB</th> <th>dB</th> <th>cm</th> <th>deg</th> </tr> </thead> <tbody> <tr> <td>1</td> <td>2462.00</td> <td>91.47</td> <td>37.47</td> <td>54.00</td> <td>85.85</td> <td>32.83</td> <td>5.64</td> <td>32.85</td> <td>154</td> <td>287 Average</td> </tr> </tbody> </table>	Freq	Level	Over	Limit	ReadAntenna	Cable	Preamp	A/Pos	T/Pos	Remark	MHz	dBuV/m	dB	dBuV/m	dBuV	dB/m	dB	dB	cm	deg	1	2462.00	91.47	37.47	54.00	85.85	32.83	5.64	32.85	154	287 Average
Freq	Level	Over	Limit	ReadAntenna	Cable	Preamp	A/Pos	T/Pos	Remark																																																							
MHz	dBuV/m	dB	dBuV/m	dBuV	dB/m	dB	dB	cm	deg																																																							
1	2463.52	45.28	-8.88	54.00	39.42	32.87	5.66	33.95	154	287 Average																																																						
Freq	Level	Over	Limit	ReadAntenna	Cable	Preamp	A/Pos	T/Pos	Remark																																																							
MHz	dBuV/m	dB	dBuV/m	dBuV	dB/m	dB	dB	cm	deg																																																							
1	2462.00	91.47	37.47	54.00	85.85	32.83	5.64	32.85	154	287 Average																																																						



WIFI	2.4GHz 2400~2483.5MHz Band Edge @ 3m																																																											
ANT	802.11g CH12 2467MHz																																																											
2	Horizontal	Fundamental																																																										
Peak	 <p>Site : 03CH02-SZ Condition : PEAK_BE_74 3m HF_ANT_3117_0107 HORIZONTAL Project : RWV1000.000kHz VBW1.000kHz Mode : 211916-01 SN : #19 080227012194000K Plane : Z with Accessory setting : TM power setting 15.5</p> <table border="1"> <thead> <tr> <th>Freq</th> <th>Level</th> <th>Over</th> <th>Limit</th> <th>ReadAntenna</th> <th>Cable Preamp</th> <th>A/Pos</th> <th>T/Pos</th> <th>Remark</th> </tr> <tr> <th>MHz</th> <th>dBuV/m</th> <th>dB</th> <th>dBuV/m</th> <th>dBuV</th> <th>dB/m</th> <th>dB</th> <th>dB</th> <th>deg</th> </tr> </thead> <tbody> <tr> <td>1</td> <td>2483.72</td> <td>67.78</td> <td>-6.22</td> <td>74.00</td> <td>62.00</td> <td>32.87</td> <td>5.66</td> <td>31.95</td> <td>221</td> <td>153 Peak</td> </tr> </tbody> </table>	Freq	Level	Over	Limit	ReadAntenna	Cable Preamp	A/Pos	T/Pos	Remark	MHz	dBuV/m	dB	dBuV/m	dBuV	dB/m	dB	dB	deg	1	2483.72	67.78	-6.22	74.00	62.00	32.87	5.66	31.95	221	153 Peak	 <p>Site : 03CH02-SZ Condition : PEAK_74 3m HF_ANT_3117_0107 HORIZONTAL Project : RWV1000.000kHz VBW1.000kHz Mode : 211916-01 SN : #19 080227012194000K Plane : Z with Accessory setting : TM power setting 15.5</p> <table border="1"> <thead> <tr> <th>Freq</th> <th>Level</th> <th>Over</th> <th>Limit</th> <th>ReadAntenna</th> <th>Cable Preamp</th> <th>A/Pos</th> <th>T/Pos</th> <th>Remark</th> </tr> <tr> <th>MHz</th> <th>dBuV/m</th> <th>dB</th> <th>dBuV/m</th> <th>dBuV</th> <th>dB/m</th> <th>dB</th> <th>dB</th> <th>deg</th> </tr> </thead> <tbody> <tr> <td>1</td> <td>2467.00</td> <td>99.46</td> <td>25.46</td> <td>74.00</td> <td>93.74</td> <td>32.83</td> <td>5.64</td> <td>31.95</td> <td>221</td> <td>153 Peak</td> </tr> </tbody> </table>	Freq	Level	Over	Limit	ReadAntenna	Cable Preamp	A/Pos	T/Pos	Remark	MHz	dBuV/m	dB	dBuV/m	dBuV	dB/m	dB	dB	deg	1	2467.00	99.46	25.46	74.00	93.74	32.83	5.64	31.95	221	153 Peak
Freq	Level	Over	Limit	ReadAntenna	Cable Preamp	A/Pos	T/Pos	Remark																																																				
MHz	dBuV/m	dB	dBuV/m	dBuV	dB/m	dB	dB	deg																																																				
1	2483.72	67.78	-6.22	74.00	62.00	32.87	5.66	31.95	221	153 Peak																																																		
Freq	Level	Over	Limit	ReadAntenna	Cable Preamp	A/Pos	T/Pos	Remark																																																				
MHz	dBuV/m	dB	dBuV/m	dBuV	dB/m	dB	dB	deg																																																				
1	2467.00	99.46	25.46	74.00	93.74	32.83	5.64	31.95	221	153 Peak																																																		
Avg.	 <p>Site : 03CH02-SZ Condition : AVG_BE_54 3m HF_ANT_3117_0107 HORIZONTAL Project : RWV1000.000kHz VBW1.000kHz Mode : 211916-01 SN : #19 080227012194000K Plane : Z with Accessory setting : TM power setting 15.5</p> <table border="1"> <thead> <tr> <th>Freq</th> <th>Level</th> <th>Over</th> <th>Limit</th> <th>ReadAntenna</th> <th>Cable Preamp</th> <th>A/Pos</th> <th>T/Pos</th> <th>Remark</th> </tr> <tr> <th>MHz</th> <th>dBuV/m</th> <th>dB</th> <th>dBuV/m</th> <th>dBuV</th> <th>dB/m</th> <th>dB</th> <th>dB</th> <th>deg</th> </tr> </thead> <tbody> <tr> <td>1</td> <td>2483.52</td> <td>58.15</td> <td>-3.85</td> <td>54.00</td> <td>44.37</td> <td>32.87</td> <td>5.66</td> <td>31.95</td> <td>221</td> <td>153 Average</td> </tr> </tbody> </table>	Freq	Level	Over	Limit	ReadAntenna	Cable Preamp	A/Pos	T/Pos	Remark	MHz	dBuV/m	dB	dBuV/m	dBuV	dB/m	dB	dB	deg	1	2483.52	58.15	-3.85	54.00	44.37	32.87	5.66	31.95	221	153 Average	 <p>Site : 03CH02-SZ Condition : AVG_54 3m HF_ANT_3117_0107 HORIZONTAL Project : RWV1000.000kHz VBW1.000kHz Mode : 211916-01 SN : #19 080227012194000K Plane : Z with Accessory setting : TM power setting 15.5</p> <table border="1"> <thead> <tr> <th>Freq</th> <th>Level</th> <th>Over</th> <th>Limit</th> <th>ReadAntenna</th> <th>Cable Preamp</th> <th>A/Pos</th> <th>T/Pos</th> <th>Remark</th> </tr> <tr> <th>MHz</th> <th>dBuV/m</th> <th>dB</th> <th>dBuV/m</th> <th>dBuV</th> <th>dB/m</th> <th>dB</th> <th>dB</th> <th>deg</th> </tr> </thead> <tbody> <tr> <td>1</td> <td>2467.00</td> <td>89.64</td> <td>35.64</td> <td>54.00</td> <td>85.92</td> <td>32.83</td> <td>5.64</td> <td>31.95</td> <td>221</td> <td>153 Average</td> </tr> </tbody> </table>	Freq	Level	Over	Limit	ReadAntenna	Cable Preamp	A/Pos	T/Pos	Remark	MHz	dBuV/m	dB	dBuV/m	dBuV	dB/m	dB	dB	deg	1	2467.00	89.64	35.64	54.00	85.92	32.83	5.64	31.95	221	153 Average
Freq	Level	Over	Limit	ReadAntenna	Cable Preamp	A/Pos	T/Pos	Remark																																																				
MHz	dBuV/m	dB	dBuV/m	dBuV	dB/m	dB	dB	deg																																																				
1	2483.52	58.15	-3.85	54.00	44.37	32.87	5.66	31.95	221	153 Average																																																		
Freq	Level	Over	Limit	ReadAntenna	Cable Preamp	A/Pos	T/Pos	Remark																																																				
MHz	dBuV/m	dB	dBuV/m	dBuV	dB/m	dB	dB	deg																																																				
1	2467.00	89.64	35.64	54.00	85.92	32.83	5.64	31.95	221	153 Average																																																		



WIFI	2.4GHz 2400~2483.5MHz Band Edge @ 3m																																																															
ANT	802.11g CH12 2467MHz																																																															
2	Vertical	Fundamental																																																														
Peak	<p>Date: 19 Date: 2022-05-24</p> <p>Site : 03CH02-SZ Condition : PEAK_BE_74 3m HF_ANT_3117_0107 VERTICAL RSW: 1000.000kHz VBW: 3000.000kHz Project : 211916-01 Mode : Mode 42 SN : #19 080227012194000K Plane : Z with Accessory setting : TM power setting 15.5</p> <table border="1"> <thead> <tr> <th>Freq</th> <th>Level</th> <th>Over</th> <th>Limit</th> <th>ReadAntenna</th> <th>Cable</th> <th>Preamp</th> <th>A/Pos</th> <th>T/Pos</th> <th>Remark</th> </tr> <tr> <th>MHz</th> <th>dBuV/m</th> <th>dB</th> <th>dBuV/m</th> <th>dBuV</th> <th>dB/m</th> <th>dB</th> <th>dB</th> <th>cm</th> <th>deg</th> </tr> </thead> <tbody> <tr> <td>1</td> <td>2463.09</td> <td>65.66</td> <td>-8.34</td> <td>74.00</td> <td>59.88</td> <td>32.87</td> <td>5.66</td> <td>31.95</td> <td>154</td> <td>208 Peak</td> </tr> </tbody> </table>	Freq	Level	Over	Limit	ReadAntenna	Cable	Preamp	A/Pos	T/Pos	Remark	MHz	dBuV/m	dB	dBuV/m	dBuV	dB/m	dB	dB	cm	deg	1	2463.09	65.66	-8.34	74.00	59.88	32.87	5.66	31.95	154	208 Peak	<p>Date: 17 Date: 2022-05-24</p> <p>Site : 03CH02-SZ Condition : PEAK_74 3m HF_ANT_3117_0107 VERTICAL RSW: 1000.000kHz VBW: 3000.000kHz Project : 211916-01 Mode : Mode 42 SN : #19 080227012194000K Plane : Z with Accessory setting : TM power setting 15.5</p> <table border="1"> <thead> <tr> <th>Freq</th> <th>Level</th> <th>Over</th> <th>Limit</th> <th>ReadAntenna</th> <th>Cable</th> <th>Preamp</th> <th>A/Pos</th> <th>T/Pos</th> <th>Remark</th> </tr> <tr> <th>MHz</th> <th>dBuV/m</th> <th>dB</th> <th>dBuV/m</th> <th>dBuV</th> <th>dB/m</th> <th>dB</th> <th>dB</th> <th>cm</th> <th>deg</th> </tr> </thead> <tbody> <tr> <td>1</td> <td>2467.00</td> <td>99.58</td> <td>25.58</td> <td>74.00</td> <td>93.86</td> <td>32.83</td> <td>5.64</td> <td>31.95</td> <td>154</td> <td>208 Peak</td> </tr> </tbody> </table>	Freq	Level	Over	Limit	ReadAntenna	Cable	Preamp	A/Pos	T/Pos	Remark	MHz	dBuV/m	dB	dBuV/m	dBuV	dB/m	dB	dB	cm	deg	1	2467.00	99.58	25.58	74.00	93.86	32.83	5.64	31.95	154	208 Peak
Freq	Level	Over	Limit	ReadAntenna	Cable	Preamp	A/Pos	T/Pos	Remark																																																							
MHz	dBuV/m	dB	dBuV/m	dBuV	dB/m	dB	dB	cm	deg																																																							
1	2463.09	65.66	-8.34	74.00	59.88	32.87	5.66	31.95	154	208 Peak																																																						
Freq	Level	Over	Limit	ReadAntenna	Cable	Preamp	A/Pos	T/Pos	Remark																																																							
MHz	dBuV/m	dB	dBuV/m	dBuV	dB/m	dB	dB	cm	deg																																																							
1	2467.00	99.58	25.58	74.00	93.86	32.83	5.64	31.95	154	208 Peak																																																						
Avg.	<p>Date: 20 Date: 2022-05-24</p> <p>Site : 03CH02-SZ Condition : AVG_BE_54 3m HF_ANT_3117_0107 VERTICAL RSW: 1000.000kHz VBW: 1.000kHz Project : 211916-01 Mode : Mode 42 SN : #19 080227012194000K Plane : Z with Accessory setting : TM power setting 15.5</p> <table border="1"> <thead> <tr> <th>Freq</th> <th>Level</th> <th>Over</th> <th>Limit</th> <th>ReadAntenna</th> <th>Cable</th> <th>Preamp</th> <th>A/Pos</th> <th>T/Pos</th> <th>Remark</th> </tr> <tr> <th>MHz</th> <th>dBuV/m</th> <th>dB</th> <th>dBuV/m</th> <th>dBuV</th> <th>dB/m</th> <th>dB</th> <th>dB</th> <th>cm</th> <th>deg</th> </tr> </thead> <tbody> <tr> <td>1</td> <td>2463.52</td> <td>48.41</td> <td>-5.59</td> <td>54.00</td> <td>42.63</td> <td>32.87</td> <td>5.66</td> <td>31.95</td> <td>154</td> <td>208 Average</td> </tr> </tbody> </table>	Freq	Level	Over	Limit	ReadAntenna	Cable	Preamp	A/Pos	T/Pos	Remark	MHz	dBuV/m	dB	dBuV/m	dBuV	dB/m	dB	dB	cm	deg	1	2463.52	48.41	-5.59	54.00	42.63	32.87	5.66	31.95	154	208 Average	<p>Date: 18 Date: 2022-05-24</p> <p>Site : 03CH02-SZ Condition : AVG_54 3m HF_ANT_3117_0107 VERTICAL RSW: 1000.000kHz VBW: 1.000kHz Project : 211916-01 Mode : Mode 42 SN : #19 080227012194000K Plane : Z with Accessory setting : TM power setting 15.5</p> <table border="1"> <thead> <tr> <th>Freq</th> <th>Level</th> <th>Over</th> <th>Limit</th> <th>ReadAntenna</th> <th>Cable</th> <th>Preamp</th> <th>A/Pos</th> <th>T/Pos</th> <th>Remark</th> </tr> <tr> <th>MHz</th> <th>dBuV/m</th> <th>dB</th> <th>dBuV/m</th> <th>dBuV</th> <th>dB/m</th> <th>dB</th> <th>dB</th> <th>cm</th> <th>deg</th> </tr> </thead> <tbody> <tr> <td>1</td> <td>2467.00</td> <td>89.93</td> <td>35.93</td> <td>54.00</td> <td>84.21</td> <td>32.83</td> <td>5.64</td> <td>31.95</td> <td>154</td> <td>208 Average</td> </tr> </tbody> </table>	Freq	Level	Over	Limit	ReadAntenna	Cable	Preamp	A/Pos	T/Pos	Remark	MHz	dBuV/m	dB	dBuV/m	dBuV	dB/m	dB	dB	cm	deg	1	2467.00	89.93	35.93	54.00	84.21	32.83	5.64	31.95	154	208 Average
Freq	Level	Over	Limit	ReadAntenna	Cable	Preamp	A/Pos	T/Pos	Remark																																																							
MHz	dBuV/m	dB	dBuV/m	dBuV	dB/m	dB	dB	cm	deg																																																							
1	2463.52	48.41	-5.59	54.00	42.63	32.87	5.66	31.95	154	208 Average																																																						
Freq	Level	Over	Limit	ReadAntenna	Cable	Preamp	A/Pos	T/Pos	Remark																																																							
MHz	dBuV/m	dB	dBuV/m	dBuV	dB/m	dB	dB	cm	deg																																																							
1	2467.00	89.93	35.93	54.00	84.21	32.83	5.64	31.95	154	208 Average																																																						



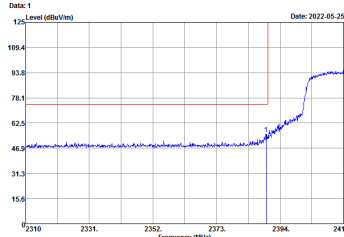
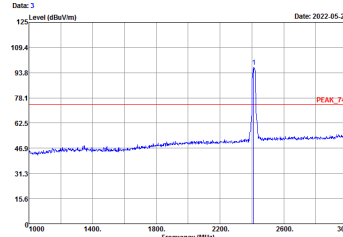
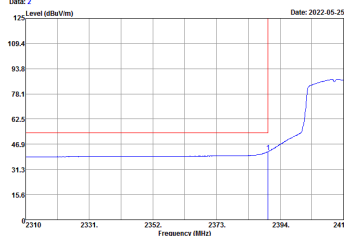
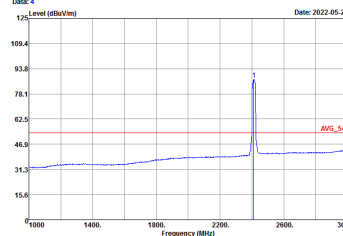
WIFI	2.4GHz 2400~2483.5MHz Band Edge @ 3m																																																															
ANT	802.11g CH13 2472MHz																																																															
2	Horizontal	Fundamental																																																														
Peak	<p>Site : 03CH02-SZ Condition : PEAK_BE_74 3m HF_ANT_3117_0107 HORIZONTAL : RSW:1000.000kHz VBW:3000.000kHz Project : 211916-01 Mode : Mode 43 SN : #19 080227012194000K Plane : Z with Accessory setting : 1M power setting 14</p> <table border="1"> <thead> <tr> <th>Freq</th> <th>Level</th> <th>Over</th> <th>Limit</th> <th>ReadAntenna</th> <th>Cable</th> <th>Preamp</th> <th>A/Pos</th> <th>T/Pos</th> <th>Remark</th> </tr> <tr> <th>MHz</th> <th>dBuV/m</th> <th>dB</th> <th>dBuV/m</th> <th>dBuV</th> <th>dB/m</th> <th>dB</th> <th>dB</th> <th>cm</th> <th>deg</th> </tr> </thead> <tbody> <tr> <td>1</td> <td>2472.00</td> <td>99.04</td> <td>-4.96</td> <td>74.00</td> <td>63.26</td> <td>32.87</td> <td>5.66</td> <td>31.95</td> <td>221</td> <td>152 Peak</td> </tr> </tbody> </table>	Freq	Level	Over	Limit	ReadAntenna	Cable	Preamp	A/Pos	T/Pos	Remark	MHz	dBuV/m	dB	dBuV/m	dBuV	dB/m	dB	dB	cm	deg	1	2472.00	99.04	-4.96	74.00	63.26	32.87	5.66	31.95	221	152 Peak	<p>Site : 03CH02-SZ Condition : PEAK_74 3m HF_ANT_3117_0107 HORIZONTAL : RSW:1000.000kHz VBW:3000.000kHz Project : 211916-01 Mode : Mode 43 SN : #19 080227012194000K Plane : Z with Accessory setting : 1M power setting 14</p> <table border="1"> <thead> <tr> <th>Freq</th> <th>Level</th> <th>Over</th> <th>Limit</th> <th>ReadAntenna</th> <th>Cable</th> <th>Preamp</th> <th>A/Pos</th> <th>T/Pos</th> <th>Remark</th> </tr> <tr> <th>MHz</th> <th>dBuV/m</th> <th>dB</th> <th>dBuV/m</th> <th>dBuV</th> <th>dB/m</th> <th>dB</th> <th>dB</th> <th>cm</th> <th>deg</th> </tr> </thead> <tbody> <tr> <td>1</td> <td>2472.00</td> <td>98.16</td> <td>24.16</td> <td>74.00</td> <td>92.38</td> <td>32.87</td> <td>5.66</td> <td>31.95</td> <td>221</td> <td>152 Peak</td> </tr> </tbody> </table>	Freq	Level	Over	Limit	ReadAntenna	Cable	Preamp	A/Pos	T/Pos	Remark	MHz	dBuV/m	dB	dBuV/m	dBuV	dB/m	dB	dB	cm	deg	1	2472.00	98.16	24.16	74.00	92.38	32.87	5.66	31.95	221	152 Peak
Freq	Level	Over	Limit	ReadAntenna	Cable	Preamp	A/Pos	T/Pos	Remark																																																							
MHz	dBuV/m	dB	dBuV/m	dBuV	dB/m	dB	dB	cm	deg																																																							
1	2472.00	99.04	-4.96	74.00	63.26	32.87	5.66	31.95	221	152 Peak																																																						
Freq	Level	Over	Limit	ReadAntenna	Cable	Preamp	A/Pos	T/Pos	Remark																																																							
MHz	dBuV/m	dB	dBuV/m	dBuV	dB/m	dB	dB	cm	deg																																																							
1	2472.00	98.16	24.16	74.00	92.38	32.87	5.66	31.95	221	152 Peak																																																						
Avg.	<p>Site : 03CH02-SZ Condition : AVG_BE_54 3m HF_ANT_3117_0107 HORIZONTAL : RSW:1000.000kHz VBW:1.000kHz Project : 211916-01 Mode : Mode 43 SN : #19 080227012194000K Plane : Z with Accessory setting : 1M power setting 14</p> <table border="1"> <thead> <tr> <th>Freq</th> <th>Level</th> <th>Over</th> <th>Limit</th> <th>ReadAntenna</th> <th>Cable</th> <th>Preamp</th> <th>A/Pos</th> <th>T/Pos</th> <th>Remark</th> </tr> <tr> <th>MHz</th> <th>dBuV/m</th> <th>dB</th> <th>dBuV/m</th> <th>dBuV</th> <th>dB/m</th> <th>dB</th> <th>dB</th> <th>cm</th> <th>deg</th> </tr> </thead> <tbody> <tr> <td>1</td> <td>2472.00</td> <td>58.27</td> <td>-3.73</td> <td>54.00</td> <td>44.49</td> <td>32.87</td> <td>5.66</td> <td>31.95</td> <td>221</td> <td>152 Average</td> </tr> </tbody> </table>	Freq	Level	Over	Limit	ReadAntenna	Cable	Preamp	A/Pos	T/Pos	Remark	MHz	dBuV/m	dB	dBuV/m	dBuV	dB/m	dB	dB	cm	deg	1	2472.00	58.27	-3.73	54.00	44.49	32.87	5.66	31.95	221	152 Average	<p>Site : 03CH02-SZ Condition : AVG_54 3m HF_ANT_3117_0107 HORIZONTAL : RSW:1000.000kHz VBW:1.000kHz Project : 211916-01 Mode : Mode 43 SN : #19 080227012194000K Plane : Z with Accessory setting : 1M power setting 14</p> <table border="1"> <thead> <tr> <th>Freq</th> <th>Level</th> <th>Over</th> <th>Limit</th> <th>ReadAntenna</th> <th>Cable</th> <th>Preamp</th> <th>A/Pos</th> <th>T/Pos</th> <th>Remark</th> </tr> <tr> <th>MHz</th> <th>dBuV/m</th> <th>dB</th> <th>dBuV/m</th> <th>dBuV</th> <th>dB/m</th> <th>dB</th> <th>dB</th> <th>cm</th> <th>deg</th> </tr> </thead> <tbody> <tr> <td>1</td> <td>2472.00</td> <td>89.89</td> <td>35.89</td> <td>54.00</td> <td>85.31</td> <td>32.87</td> <td>5.66</td> <td>31.95</td> <td>221</td> <td>152 Average</td> </tr> </tbody> </table>	Freq	Level	Over	Limit	ReadAntenna	Cable	Preamp	A/Pos	T/Pos	Remark	MHz	dBuV/m	dB	dBuV/m	dBuV	dB/m	dB	dB	cm	deg	1	2472.00	89.89	35.89	54.00	85.31	32.87	5.66	31.95	221	152 Average
Freq	Level	Over	Limit	ReadAntenna	Cable	Preamp	A/Pos	T/Pos	Remark																																																							
MHz	dBuV/m	dB	dBuV/m	dBuV	dB/m	dB	dB	cm	deg																																																							
1	2472.00	58.27	-3.73	54.00	44.49	32.87	5.66	31.95	221	152 Average																																																						
Freq	Level	Over	Limit	ReadAntenna	Cable	Preamp	A/Pos	T/Pos	Remark																																																							
MHz	dBuV/m	dB	dBuV/m	dBuV	dB/m	dB	dB	cm	deg																																																							
1	2472.00	89.89	35.89	54.00	85.31	32.87	5.66	31.95	221	152 Average																																																						



WIFI	2.4GHz 2400~2483.5MHz Band Edge @ 3m																																																															
ANT	802.11g CH13 2472MHz																																																															
2	Vertical	Fundamental																																																														
Peak	<p>Site : 03CH02-SZ Condition : PEAK_BE_74 3m HF_ANT_3117_0107 VERTICAL : RSW:1000.000kHz VBW:3000.000kHz Project : 211916-01 Mode : Mode 43 SN : #19 080227012194000K Plane : Z with Accessory setting : 1M power setting 14</p> <table border="1"> <thead> <tr> <th>Freq</th> <th>Level</th> <th>Over</th> <th>Limit</th> <th>ReadAntenna</th> <th>Cable</th> <th>Preamp</th> <th>A/Pos</th> <th>T/Pos</th> <th>Remark</th> </tr> <tr> <th>MHz</th> <th>dBuV/m</th> <th>dB</th> <th>dBuV/m</th> <th>dBuV</th> <th>dB/m</th> <th>dB</th> <th>dB</th> <th>cm</th> <th>deg</th> </tr> </thead> <tbody> <tr> <td>1</td> <td>2484.96</td> <td>66.85</td> <td>-7.15</td> <td>74.00</td> <td>61.87</td> <td>32.87</td> <td>5.66</td> <td>31.95</td> <td>119</td> <td>198 Peak</td> </tr> </tbody> </table>	Freq	Level	Over	Limit	ReadAntenna	Cable	Preamp	A/Pos	T/Pos	Remark	MHz	dBuV/m	dB	dBuV/m	dBuV	dB/m	dB	dB	cm	deg	1	2484.96	66.85	-7.15	74.00	61.87	32.87	5.66	31.95	119	198 Peak	<p>Site : 03CH02-SZ Condition : PEAK_74 3m HF_ANT_3117_0107 VERTICAL : RSW:1000.000kHz VBW:3000.000kHz Project : 211916-01 Mode : Mode 43 SN : #19 080227012194000K Plane : Z with Accessory setting : 1M power setting 14</p> <table border="1"> <thead> <tr> <th>Freq</th> <th>Level</th> <th>Over</th> <th>Limit</th> <th>ReadAntenna</th> <th>Cable</th> <th>Preamp</th> <th>A/Pos</th> <th>T/Pos</th> <th>Remark</th> </tr> <tr> <th>MHz</th> <th>dBuV/m</th> <th>dB</th> <th>dBuV/m</th> <th>dBuV</th> <th>dB/m</th> <th>dB</th> <th>dB</th> <th>cm</th> <th>deg</th> </tr> </thead> <tbody> <tr> <td>1</td> <td>2472.00</td> <td>87.39</td> <td>23.39</td> <td>74.00</td> <td>91.41</td> <td>32.87</td> <td>5.66</td> <td>31.95</td> <td>119</td> <td>198 Peak</td> </tr> </tbody> </table>	Freq	Level	Over	Limit	ReadAntenna	Cable	Preamp	A/Pos	T/Pos	Remark	MHz	dBuV/m	dB	dBuV/m	dBuV	dB/m	dB	dB	cm	deg	1	2472.00	87.39	23.39	74.00	91.41	32.87	5.66	31.95	119	198 Peak
Freq	Level	Over	Limit	ReadAntenna	Cable	Preamp	A/Pos	T/Pos	Remark																																																							
MHz	dBuV/m	dB	dBuV/m	dBuV	dB/m	dB	dB	cm	deg																																																							
1	2484.96	66.85	-7.15	74.00	61.87	32.87	5.66	31.95	119	198 Peak																																																						
Freq	Level	Over	Limit	ReadAntenna	Cable	Preamp	A/Pos	T/Pos	Remark																																																							
MHz	dBuV/m	dB	dBuV/m	dBuV	dB/m	dB	dB	cm	deg																																																							
1	2472.00	87.39	23.39	74.00	91.41	32.87	5.66	31.95	119	198 Peak																																																						
Avg.	<p>Site : 03CH02-SZ Condition : AVG_BE_54 3m HF_ANT_3117_0107 VERTICAL : RSW:1000.000kHz VBW:1.000kHz Project : 211916-01 Mode : Mode 43 SN : #19 080227012194000K Plane : Z with Accessory setting : 1M power setting 14</p> <table border="1"> <thead> <tr> <th>Freq</th> <th>Level</th> <th>Over</th> <th>Limit</th> <th>ReadAntenna</th> <th>Cable</th> <th>Preamp</th> <th>A/Pos</th> <th>T/Pos</th> <th>Remark</th> </tr> <tr> <th>MHz</th> <th>dBuV/m</th> <th>dB</th> <th>dBuV/m</th> <th>dBuV</th> <th>dB/m</th> <th>dB</th> <th>dB</th> <th>cm</th> <th>deg</th> </tr> </thead> <tbody> <tr> <td>1</td> <td>2484.00</td> <td>48.92</td> <td>-5.88</td> <td>54.00</td> <td>43.14</td> <td>32.87</td> <td>5.66</td> <td>31.95</td> <td>119</td> <td>198 Average</td> </tr> </tbody> </table>	Freq	Level	Over	Limit	ReadAntenna	Cable	Preamp	A/Pos	T/Pos	Remark	MHz	dBuV/m	dB	dBuV/m	dBuV	dB/m	dB	dB	cm	deg	1	2484.00	48.92	-5.88	54.00	43.14	32.87	5.66	31.95	119	198 Average	<p>Site : 03CH02-SZ Condition : AVG_54 3m HF_ANT_3117_0107 VERTICAL : RSW:1000.000kHz VBW:1.000kHz Project : 211916-01 Mode : Mode 43 SN : #19 080227012194000K Plane : Z with Accessory setting : 1M power setting 14</p> <table border="1"> <thead> <tr> <th>Freq</th> <th>Level</th> <th>Over</th> <th>Limit</th> <th>ReadAntenna</th> <th>Cable</th> <th>Preamp</th> <th>A/Pos</th> <th>T/Pos</th> <th>Remark</th> </tr> <tr> <th>MHz</th> <th>dBuV/m</th> <th>dB</th> <th>dBuV/m</th> <th>dBuV</th> <th>dB/m</th> <th>dB</th> <th>dB</th> <th>cm</th> <th>deg</th> </tr> </thead> <tbody> <tr> <td>1</td> <td>2472.00</td> <td>87.88</td> <td>33.88</td> <td>54.00</td> <td>82.10</td> <td>32.87</td> <td>5.66</td> <td>31.95</td> <td>119</td> <td>198 Average</td> </tr> </tbody> </table>	Freq	Level	Over	Limit	ReadAntenna	Cable	Preamp	A/Pos	T/Pos	Remark	MHz	dBuV/m	dB	dBuV/m	dBuV	dB/m	dB	dB	cm	deg	1	2472.00	87.88	33.88	54.00	82.10	32.87	5.66	31.95	119	198 Average
Freq	Level	Over	Limit	ReadAntenna	Cable	Preamp	A/Pos	T/Pos	Remark																																																							
MHz	dBuV/m	dB	dBuV/m	dBuV	dB/m	dB	dB	cm	deg																																																							
1	2484.00	48.92	-5.88	54.00	43.14	32.87	5.66	31.95	119	198 Average																																																						
Freq	Level	Over	Limit	ReadAntenna	Cable	Preamp	A/Pos	T/Pos	Remark																																																							
MHz	dBuV/m	dB	dBuV/m	dBuV	dB/m	dB	dB	cm	deg																																																							
1	2472.00	87.88	33.88	54.00	82.10	32.87	5.66	31.95	119	198 Average																																																						



2.4GHz 2400~2483.5MHz
WIFI 802.11n HT20 (Band Edge @ 3m)

WIFI	2.4GHz 2400~2483.5MHz Band Edge @ 3m																																																															
ANT	802.11n HT20 CH01 2412MHz																																																															
2	Horizontal	Fundamental																																																														
Peak	 <p>Site : 03CH02-SZ Condition : PEAK_BE_74 3m HF_ANT_3117_0107 HORIZONTAL RBW: 1000.000kHz VBW: 3000.000kHz Project : 211916-01 Mode : Mode 44 SN : #19 GB0227012194000K Plane : Z with Accessory setting : MCS0 power setting 16</p> <table border="1"> <thead> <tr> <th>Freq</th> <th>Level</th> <th>Over</th> <th>Limit</th> <th>ReadAntenna</th> <th>Cable</th> <th>Preamp</th> <th>A/Pos</th> <th>T/Pos</th> <th>Remark</th> </tr> <tr> <th>MHz</th> <th>dBuV/m</th> <th>dB</th> <th>dBuV/m</th> <th>dBuV</th> <th>dB/m</th> <th>dB</th> <th>dB</th> <th>cm</th> <th>deg</th> </tr> </thead> <tbody> <tr> <td>1</td> <td>2389.38</td> <td>55.68</td> <td>-18.32</td> <td>74.00</td> <td>58.68</td> <td>31.70</td> <td>5.55</td> <td>32.24</td> <td>186</td> <td>209 Peak</td> </tr> </tbody> </table>	Freq	Level	Over	Limit	ReadAntenna	Cable	Preamp	A/Pos	T/Pos	Remark	MHz	dBuV/m	dB	dBuV/m	dBuV	dB/m	dB	dB	cm	deg	1	2389.38	55.68	-18.32	74.00	58.68	31.70	5.55	32.24	186	209 Peak	 <p>Site : 03CH02-SZ Condition : PEAK_74 3m HF_ANT_3117_0107 HORIZONTAL RBW: 1000.000kHz VBW: 3000.000kHz Project : 211916-01 Mode : Mode 44 SN : #19 GB0227012194000K Plane : Z with Accessory setting : MCS0 power setting 16</p> <table border="1"> <thead> <tr> <th>Freq</th> <th>Level</th> <th>Over</th> <th>Limit</th> <th>ReadAntenna</th> <th>Cable</th> <th>Preamp</th> <th>A/Pos</th> <th>T/Pos</th> <th>Remark</th> </tr> <tr> <th>MHz</th> <th>dBuV/m</th> <th>dB</th> <th>dBuV/m</th> <th>dBuV</th> <th>dB/m</th> <th>dB</th> <th>dB</th> <th>cm</th> <th>deg</th> </tr> </thead> <tbody> <tr> <td>1</td> <td>2412.00</td> <td>87.65</td> <td>23.65</td> <td>74.00</td> <td>92.52</td> <td>31.80</td> <td>5.57</td> <td>32.24</td> <td>186</td> <td>209 Peak</td> </tr> </tbody> </table>	Freq	Level	Over	Limit	ReadAntenna	Cable	Preamp	A/Pos	T/Pos	Remark	MHz	dBuV/m	dB	dBuV/m	dBuV	dB/m	dB	dB	cm	deg	1	2412.00	87.65	23.65	74.00	92.52	31.80	5.57	32.24	186	209 Peak
Freq	Level	Over	Limit	ReadAntenna	Cable	Preamp	A/Pos	T/Pos	Remark																																																							
MHz	dBuV/m	dB	dBuV/m	dBuV	dB/m	dB	dB	cm	deg																																																							
1	2389.38	55.68	-18.32	74.00	58.68	31.70	5.55	32.24	186	209 Peak																																																						
Freq	Level	Over	Limit	ReadAntenna	Cable	Preamp	A/Pos	T/Pos	Remark																																																							
MHz	dBuV/m	dB	dBuV/m	dBuV	dB/m	dB	dB	cm	deg																																																							
1	2412.00	87.65	23.65	74.00	92.52	31.80	5.57	32.24	186	209 Peak																																																						
Avg.	 <p>Site : 03CH02-SZ Condition : AVG_BE_54 3m HF_ANT_3117_0107 HORIZONTAL RBW: 1000.000kHz VBW: 1.000kHz Project : 211916-01 Mode : Mode 44 SN : #19 GB0227012194000K Plane : Z with Accessory setting : MCS0 power setting 16</p> <table border="1"> <thead> <tr> <th>Freq</th> <th>Level</th> <th>Over</th> <th>Limit</th> <th>ReadAntenna</th> <th>Cable</th> <th>Preamp</th> <th>A/Pos</th> <th>T/Pos</th> <th>Remark</th> </tr> <tr> <th>MHz</th> <th>dBuV/m</th> <th>dB</th> <th>dBuV/m</th> <th>dBuV</th> <th>dB/m</th> <th>dB</th> <th>dB</th> <th>cm</th> <th>deg</th> </tr> </thead> <tbody> <tr> <td>1</td> <td>2398.00</td> <td>42.29</td> <td>-11.71</td> <td>54.00</td> <td>37.28</td> <td>31.70</td> <td>5.55</td> <td>32.24</td> <td>186</td> <td>209 Average</td> </tr> </tbody> </table>	Freq	Level	Over	Limit	ReadAntenna	Cable	Preamp	A/Pos	T/Pos	Remark	MHz	dBuV/m	dB	dBuV/m	dBuV	dB/m	dB	dB	cm	deg	1	2398.00	42.29	-11.71	54.00	37.28	31.70	5.55	32.24	186	209 Average	 <p>Site : 03CH02-SZ Condition : AVG_54 3m HF_ANT_3117_0107 HORIZONTAL RBW: 1000.000kHz VBW: 1.000kHz Project : 211916-01 Mode : Mode 44 SN : #19 GB0227012194000K Plane : Z with Accessory setting : MCS0 power setting 16</p> <table border="1"> <thead> <tr> <th>Freq</th> <th>Level</th> <th>Over</th> <th>Limit</th> <th>ReadAntenna</th> <th>Cable</th> <th>Preamp</th> <th>A/Pos</th> <th>T/Pos</th> <th>Remark</th> </tr> <tr> <th>MHz</th> <th>dBuV/m</th> <th>dB</th> <th>dBuV/m</th> <th>dBuV</th> <th>dB/m</th> <th>dB</th> <th>dB</th> <th>cm</th> <th>deg</th> </tr> </thead> <tbody> <tr> <td>1</td> <td>2412.00</td> <td>87.18</td> <td>33.18</td> <td>54.00</td> <td>81.97</td> <td>31.80</td> <td>5.57</td> <td>32.24</td> <td>186</td> <td>209 Average</td> </tr> </tbody> </table>	Freq	Level	Over	Limit	ReadAntenna	Cable	Preamp	A/Pos	T/Pos	Remark	MHz	dBuV/m	dB	dBuV/m	dBuV	dB/m	dB	dB	cm	deg	1	2412.00	87.18	33.18	54.00	81.97	31.80	5.57	32.24	186	209 Average
Freq	Level	Over	Limit	ReadAntenna	Cable	Preamp	A/Pos	T/Pos	Remark																																																							
MHz	dBuV/m	dB	dBuV/m	dBuV	dB/m	dB	dB	cm	deg																																																							
1	2398.00	42.29	-11.71	54.00	37.28	31.70	5.55	32.24	186	209 Average																																																						
Freq	Level	Over	Limit	ReadAntenna	Cable	Preamp	A/Pos	T/Pos	Remark																																																							
MHz	dBuV/m	dB	dBuV/m	dBuV	dB/m	dB	dB	cm	deg																																																							
1	2412.00	87.18	33.18	54.00	81.97	31.80	5.57	32.24	186	209 Average																																																						



WIFI	2.4GHz 2400~2483.5MHz Band Edge @ 3m																																																															
ANT	802.11n HT20 CH01 2412MHz																																																															
2	Vertical	Fundamental																																																														
Peak	<p>Site : 03CH02-SZ Condition : PEAK_BE_74 3m HF_ANT_3117_0107 VERTICAL Project : RSW-1000 000kHz VBW-1.000kHz Mode : 211916-01 SN : #19 08E227012194000K Plane : Z with Accessory setting : MCS0 power setting 16</p> <table border="1"> <thead> <tr> <th>Freq</th> <th>Level</th> <th>Over</th> <th>Limit</th> <th>ReadAntenna</th> <th>Cable</th> <th>Preamp</th> <th>A/Pos</th> <th>T/Pos</th> <th>Remark</th> </tr> <tr> <th>MHz</th> <th>dBuV/m</th> <th>dB</th> <th>dBuV/m</th> <th>dBuV</th> <th>dB/m</th> <th>dB</th> <th>dB</th> <th>cm</th> <th>deg</th> </tr> </thead> <tbody> <tr> <td>1</td> <td>1388.75</td> <td>52.90</td> <td>-11.18</td> <td>74.00</td> <td>47.90</td> <td>31.70</td> <td>5.55</td> <td>32.24</td> <td>182</td> <td>157 Peak</td> </tr> </tbody> </table>	Freq	Level	Over	Limit	ReadAntenna	Cable	Preamp	A/Pos	T/Pos	Remark	MHz	dBuV/m	dB	dBuV/m	dBuV	dB/m	dB	dB	cm	deg	1	1388.75	52.90	-11.18	74.00	47.90	31.70	5.55	32.24	182	157 Peak	<p>Site : 03CH02-SZ Condition : PEAK_74 3m HF_ANT_3117_0107 VERTICAL Project : RSW-1000 000kHz VBW-1.000kHz Mode : 211916-01 SN : #19 08E227012194000K Plane : Z with Accessory setting : MCS0 power setting 16</p> <table border="1"> <thead> <tr> <th>Freq</th> <th>Level</th> <th>Over</th> <th>Limit</th> <th>ReadAntenna</th> <th>Cable</th> <th>Preamp</th> <th>A/Pos</th> <th>T/Pos</th> <th>Remark</th> </tr> <tr> <th>MHz</th> <th>dBuV/m</th> <th>dB</th> <th>dBuV/m</th> <th>dBuV</th> <th>dB/m</th> <th>dB</th> <th>dB</th> <th>cm</th> <th>deg</th> </tr> </thead> <tbody> <tr> <td>1</td> <td>2412.00</td> <td>95.43</td> <td>21.43</td> <td>74.00</td> <td>90.30</td> <td>31.80</td> <td>5.57</td> <td>32.24</td> <td>182</td> <td>157 Peak</td> </tr> </tbody> </table>	Freq	Level	Over	Limit	ReadAntenna	Cable	Preamp	A/Pos	T/Pos	Remark	MHz	dBuV/m	dB	dBuV/m	dBuV	dB/m	dB	dB	cm	deg	1	2412.00	95.43	21.43	74.00	90.30	31.80	5.57	32.24	182	157 Peak
Freq	Level	Over	Limit	ReadAntenna	Cable	Preamp	A/Pos	T/Pos	Remark																																																							
MHz	dBuV/m	dB	dBuV/m	dBuV	dB/m	dB	dB	cm	deg																																																							
1	1388.75	52.90	-11.18	74.00	47.90	31.70	5.55	32.24	182	157 Peak																																																						
Freq	Level	Over	Limit	ReadAntenna	Cable	Preamp	A/Pos	T/Pos	Remark																																																							
MHz	dBuV/m	dB	dBuV/m	dBuV	dB/m	dB	dB	cm	deg																																																							
1	2412.00	95.43	21.43	74.00	90.30	31.80	5.57	32.24	182	157 Peak																																																						
Avg.	<p>Site : 03CH02-SZ Condition : AVG_BE_54 3m HF_ANT_3117_0107 VERTICAL Project : RSW-1000 000kHz VBW-1.000kHz Mode : 211916-01 SN : #19 08E227012194000K Plane : Z with Accessory setting : MCS0 power setting 16</p> <table border="1"> <thead> <tr> <th>Freq</th> <th>Level</th> <th>Over</th> <th>Limit</th> <th>ReadAntenna</th> <th>Cable</th> <th>Preamp</th> <th>A/Pos</th> <th>T/Pos</th> <th>Remark</th> </tr> <tr> <th>MHz</th> <th>dBuV/m</th> <th>dB</th> <th>dBuV/m</th> <th>dBuV</th> <th>dB/m</th> <th>dB</th> <th>dB</th> <th>cm</th> <th>deg</th> </tr> </thead> <tbody> <tr> <td>1</td> <td>2390.00</td> <td>41.37</td> <td>-12.63</td> <td>54.00</td> <td>36.36</td> <td>31.70</td> <td>5.55</td> <td>32.24</td> <td>182</td> <td>157 Average</td> </tr> </tbody> </table>	Freq	Level	Over	Limit	ReadAntenna	Cable	Preamp	A/Pos	T/Pos	Remark	MHz	dBuV/m	dB	dBuV/m	dBuV	dB/m	dB	dB	cm	deg	1	2390.00	41.37	-12.63	54.00	36.36	31.70	5.55	32.24	182	157 Average	<p>Site : 03CH02-SZ Condition : AVG_54 3m HF_ANT_3117_0107 VERTICAL Project : RSW-1000 000kHz VBW-1.000kHz Mode : 211916-01 SN : #19 08E227012194000K Plane : Z with Accessory setting : MCS0 power setting 16</p> <table border="1"> <thead> <tr> <th>Freq</th> <th>Level</th> <th>Over</th> <th>Limit</th> <th>ReadAntenna</th> <th>Cable</th> <th>Preamp</th> <th>A/Pos</th> <th>T/Pos</th> <th>Remark</th> </tr> <tr> <th>MHz</th> <th>dBuV/m</th> <th>dB</th> <th>dBuV/m</th> <th>dBuV</th> <th>dB/m</th> <th>dB</th> <th>dB</th> <th>cm</th> <th>deg</th> </tr> </thead> <tbody> <tr> <td>1</td> <td>2412.00</td> <td>85.62</td> <td>31.62</td> <td>54.00</td> <td>80.49</td> <td>31.80</td> <td>5.57</td> <td>32.24</td> <td>182</td> <td>157 Average</td> </tr> </tbody> </table>	Freq	Level	Over	Limit	ReadAntenna	Cable	Preamp	A/Pos	T/Pos	Remark	MHz	dBuV/m	dB	dBuV/m	dBuV	dB/m	dB	dB	cm	deg	1	2412.00	85.62	31.62	54.00	80.49	31.80	5.57	32.24	182	157 Average
Freq	Level	Over	Limit	ReadAntenna	Cable	Preamp	A/Pos	T/Pos	Remark																																																							
MHz	dBuV/m	dB	dBuV/m	dBuV	dB/m	dB	dB	cm	deg																																																							
1	2390.00	41.37	-12.63	54.00	36.36	31.70	5.55	32.24	182	157 Average																																																						
Freq	Level	Over	Limit	ReadAntenna	Cable	Preamp	A/Pos	T/Pos	Remark																																																							
MHz	dBuV/m	dB	dBuV/m	dBuV	dB/m	dB	dB	cm	deg																																																							
1	2412.00	85.62	31.62	54.00	80.49	31.80	5.57	32.24	182	157 Average																																																						



WIFI	2.4GHz 2400~2483.5MHz Band Edge @ 3m																																																															
ANT	802.11n HT20 CH06 2437MHz - L																																																															
2	Horizontal	Fundamental																																																														
Peak	<p>Site : 03CH02-SZ Condition : PEAK_BE_74 3m HF_ANT_3117_0107 HORIZONTAL : RSW:1000.000kHz VBW:3000.000kHz Project : 211916-01 Mode : Mode 45 SN : #19 080227012194000K Plane : Z with Accessory setting : MCS0 power setting 16</p> <table border="1"> <thead> <tr> <th>Freq</th> <th>Level</th> <th>Over</th> <th>Limit</th> <th>ReadAntenna</th> <th>Cable</th> <th>Preamp</th> <th>A/Pos</th> <th>T/Pos</th> <th>Remark</th> </tr> <tr> <th>MHz</th> <th>dBuV/m</th> <th>dB</th> <th>dBuV/m</th> <th>dBuV</th> <th>dB/m</th> <th>dB</th> <th>dB</th> <th>cm</th> <th>deg</th> </tr> </thead> <tbody> <tr> <td>1</td> <td>2344.44</td> <td>59.62</td> <td>-23.38</td> <td>74.00</td> <td>45.69</td> <td>31.70</td> <td>5.49</td> <td>32.26</td> <td>204</td> <td>207 Peak</td> </tr> </tbody> </table>	Freq	Level	Over	Limit	ReadAntenna	Cable	Preamp	A/Pos	T/Pos	Remark	MHz	dBuV/m	dB	dBuV/m	dBuV	dB/m	dB	dB	cm	deg	1	2344.44	59.62	-23.38	74.00	45.69	31.70	5.49	32.26	204	207 Peak	<p>Site : 03CH02-SZ Condition : PEAK_74 3m HF_ANT_3117_0107 HORIZONTAL : RSW:1000.000kHz VBW:3000.000kHz Project : 211916-01 Mode : Mode 45 SN : #19 080227012194000K Plane : Z with Accessory setting : MCS0 power setting 16</p> <table border="1"> <thead> <tr> <th>Freq</th> <th>Level</th> <th>Over</th> <th>Limit</th> <th>ReadAntenna</th> <th>Cable</th> <th>Preamp</th> <th>A/Pos</th> <th>T/Pos</th> <th>Remark</th> </tr> <tr> <th>MHz</th> <th>dBuV/m</th> <th>dB</th> <th>dBuV/m</th> <th>dBuV</th> <th>dB/m</th> <th>dB</th> <th>dB</th> <th>cm</th> <th>deg</th> </tr> </thead> <tbody> <tr> <td>1</td> <td>2437.00</td> <td>97.84</td> <td>23.84</td> <td>74.00</td> <td>92.37</td> <td>32.00</td> <td>5.61</td> <td>32.14</td> <td>204</td> <td>207 Peak</td> </tr> </tbody> </table>	Freq	Level	Over	Limit	ReadAntenna	Cable	Preamp	A/Pos	T/Pos	Remark	MHz	dBuV/m	dB	dBuV/m	dBuV	dB/m	dB	dB	cm	deg	1	2437.00	97.84	23.84	74.00	92.37	32.00	5.61	32.14	204	207 Peak
Freq	Level	Over	Limit	ReadAntenna	Cable	Preamp	A/Pos	T/Pos	Remark																																																							
MHz	dBuV/m	dB	dBuV/m	dBuV	dB/m	dB	dB	cm	deg																																																							
1	2344.44	59.62	-23.38	74.00	45.69	31.70	5.49	32.26	204	207 Peak																																																						
Freq	Level	Over	Limit	ReadAntenna	Cable	Preamp	A/Pos	T/Pos	Remark																																																							
MHz	dBuV/m	dB	dBuV/m	dBuV	dB/m	dB	dB	cm	deg																																																							
1	2437.00	97.84	23.84	74.00	92.37	32.00	5.61	32.14	204	207 Peak																																																						
Avg.	<p>Site : 03CH02-SZ Condition : AVG_BE_54 3m HF_ANT_3117_0107 HORIZONTAL : RSW:1000.000kHz VBW:1.000kHz Project : 211916-01 Mode : Mode 45 SN : #19 080227012194000K Plane : Z with Accessory setting : MCS0 power setting 16</p> <table border="1"> <thead> <tr> <th>Freq</th> <th>Level</th> <th>Over</th> <th>Limit</th> <th>ReadAntenna</th> <th>Cable</th> <th>Preamp</th> <th>A/Pos</th> <th>T/Pos</th> <th>Remark</th> </tr> <tr> <th>MHz</th> <th>dBuV/m</th> <th>dB</th> <th>dBuV/m</th> <th>dBuV</th> <th>dB/m</th> <th>dB</th> <th>dB</th> <th>cm</th> <th>deg</th> </tr> </thead> <tbody> <tr> <td>1</td> <td>2389.94</td> <td>59.92</td> <td>-14.08</td> <td>54.00</td> <td>34.91</td> <td>31.70</td> <td>5.55</td> <td>32.24</td> <td>204</td> <td>207 Average</td> </tr> </tbody> </table>	Freq	Level	Over	Limit	ReadAntenna	Cable	Preamp	A/Pos	T/Pos	Remark	MHz	dBuV/m	dB	dBuV/m	dBuV	dB/m	dB	dB	cm	deg	1	2389.94	59.92	-14.08	54.00	34.91	31.70	5.55	32.24	204	207 Average	<p>Site : 03CH02-SZ Condition : AVG_54 3m HF_ANT_3117_0107 HORIZONTAL : RSW:1000.000kHz VBW:1.000kHz Project : 211916-01 Mode : Mode 45 SN : #19 080227012194000K Plane : Z with Accessory setting : MCS0 power setting 16</p> <table border="1"> <thead> <tr> <th>Freq</th> <th>Level</th> <th>Over</th> <th>Limit</th> <th>ReadAntenna</th> <th>Cable</th> <th>Preamp</th> <th>A/Pos</th> <th>T/Pos</th> <th>Remark</th> </tr> <tr> <th>MHz</th> <th>dBuV/m</th> <th>dB</th> <th>dBuV/m</th> <th>dBuV</th> <th>dB/m</th> <th>dB</th> <th>dB</th> <th>cm</th> <th>deg</th> </tr> </thead> <tbody> <tr> <td>1</td> <td>2437.00</td> <td>87.74</td> <td>33.74</td> <td>54.00</td> <td>82.27</td> <td>32.00</td> <td>5.61</td> <td>32.14</td> <td>204</td> <td>207 Average</td> </tr> </tbody> </table>	Freq	Level	Over	Limit	ReadAntenna	Cable	Preamp	A/Pos	T/Pos	Remark	MHz	dBuV/m	dB	dBuV/m	dBuV	dB/m	dB	dB	cm	deg	1	2437.00	87.74	33.74	54.00	82.27	32.00	5.61	32.14	204	207 Average
Freq	Level	Over	Limit	ReadAntenna	Cable	Preamp	A/Pos	T/Pos	Remark																																																							
MHz	dBuV/m	dB	dBuV/m	dBuV	dB/m	dB	dB	cm	deg																																																							
1	2389.94	59.92	-14.08	54.00	34.91	31.70	5.55	32.24	204	207 Average																																																						
Freq	Level	Over	Limit	ReadAntenna	Cable	Preamp	A/Pos	T/Pos	Remark																																																							
MHz	dBuV/m	dB	dBuV/m	dBuV	dB/m	dB	dB	cm	deg																																																							
1	2437.00	87.74	33.74	54.00	82.27	32.00	5.61	32.14	204	207 Average																																																						



WIFI	2.4GHz 2400~2483.5MHz Band Edge @ 3m																											
ANT	802.11n HT20 CH06 2437MHz - R																											
2	Horizontal	Fundamental																										
Peak	<p>Date: 5 Date: 2022-05-25</p> <p>Level (dBuV/m)</p> <p>Frequency (MHz)</p> <p>PEAK_BE_74</p> <p>Site : 03CH02-SZ Condition : PEAK_BE_74 3m HF_ANT_3117_0107 HORIZONTAL RSBW: 1000.000kHz VBW: 3000.000kHz Project : 211916-01 Mode : 45 Site : #19 08B227012194000K Plane : Z with Accessory setting : MCS0 power setting 16</p> <table border="1"> <thead> <tr> <th>Freq</th> <th>Level</th> <th>Limit</th> <th>Line</th> <th>Level Factor</th> <th>Loss Factor</th> <th>Remark</th> </tr> <tr> <th>MHz</th> <th>dBuV/m</th> <th>dB</th> <th>dBuV/m</th> <th>dBuV</th> <th>dB/m</th> <th>ca deg</th> </tr> </thead> <tbody> <tr> <td>1</td> <td>2495.03</td> <td>52.06</td> <td>-21.02</td> <td>74.00</td> <td>47.05</td> <td>32.10</td> <td>5.68</td> <td>33.85</td> <td>204</td> <td>207</td> <td>Peak</td> </tr> </tbody> </table>	Freq	Level	Limit	Line	Level Factor	Loss Factor	Remark	MHz	dBuV/m	dB	dBuV/m	dBuV	dB/m	ca deg	1	2495.03	52.06	-21.02	74.00	47.05	32.10	5.68	33.85	204	207	Peak	Left blank
Freq	Level	Limit	Line	Level Factor	Loss Factor	Remark																						
MHz	dBuV/m	dB	dBuV/m	dBuV	dB/m	ca deg																						
1	2495.03	52.06	-21.02	74.00	47.05	32.10	5.68	33.85	204	207	Peak																	
Avg.	<p>Date: 6 Date: 2022-05-25</p> <p>Level (dBuV/m)</p> <p>Frequency (MHz)</p> <p>AVG_BE_54</p> <p>Site : 03CH02-SZ Condition : AVG_BE_54 3m HF_ANT_3117_0107 HORIZONTAL RSBW: 1000.000kHz VBW: 1.000kHz Project : 211916-01 Mode : 45 Site : #19 08B227012194000K Plane : Z with Accessory setting : MCS0 power setting 16</p> <table border="1"> <thead> <tr> <th>Freq</th> <th>Level</th> <th>Limit</th> <th>Line</th> <th>Level Factor</th> <th>Loss Factor</th> <th>Remark</th> </tr> <tr> <th>MHz</th> <th>dBuV/m</th> <th>dB</th> <th>dBuV/m</th> <th>dBuV</th> <th>dB/m</th> <th>ca deg</th> </tr> </thead> <tbody> <tr> <td>1</td> <td>2484.74</td> <td>48.95</td> <td>-15.05</td> <td>54.00</td> <td>35.17</td> <td>32.07</td> <td>5.66</td> <td>33.95</td> <td>204</td> <td>207</td> <td>Average</td> </tr> </tbody> </table>	Freq	Level	Limit	Line	Level Factor	Loss Factor	Remark	MHz	dBuV/m	dB	dBuV/m	dBuV	dB/m	ca deg	1	2484.74	48.95	-15.05	54.00	35.17	32.07	5.66	33.95	204	207	Average	Left blank
Freq	Level	Limit	Line	Level Factor	Loss Factor	Remark																						
MHz	dBuV/m	dB	dBuV/m	dBuV	dB/m	ca deg																						
1	2484.74	48.95	-15.05	54.00	35.17	32.07	5.66	33.95	204	207	Average																	



WIFI	2.4GHz 2400~2483.5MHz Band Edge @ 3m																																																															
ANT	802.11n HT20 CH06 2437MHz - L																																																															
2	Vertical	Fundamental																																																														
Peak	<p>Date: 7 Level (dBuV/m)</p> <p>Site : 03CH02-SZ Condition : PEAK_BE_74 3m HF_ANT_3117_0107 VERTICAL RSW: 1000.000kHz VBW: 3000.000kHz Project : 211916-01 Mode : Mode 45 SN : #19 080227012194000K Plane : Z with Accessory setting : MCS0 power setting 16</p> <table border="1"> <thead> <tr> <th>Freq</th> <th>Level</th> <th>Over</th> <th>Limit</th> <th>ReadAntenna</th> <th>Cable</th> <th>Preamp</th> <th>A/Pos</th> <th>T/Pos</th> <th>Remark</th> </tr> <tr> <th>MHz</th> <th>dBuV/m</th> <th>dB</th> <th>dBuV/m</th> <th>dBuV</th> <th>dB/m</th> <th>dB</th> <th>dB</th> <th>cm</th> <th>deg</th> </tr> </thead> <tbody> <tr> <td>1</td> <td>2342.08</td> <td>59.73</td> <td>-23.27</td> <td>74.00</td> <td>45.00</td> <td>31.70</td> <td>5.49</td> <td>32.26</td> <td>100</td> <td>12 Peak</td> </tr> </tbody> </table>	Freq	Level	Over	Limit	ReadAntenna	Cable	Preamp	A/Pos	T/Pos	Remark	MHz	dBuV/m	dB	dBuV/m	dBuV	dB/m	dB	dB	cm	deg	1	2342.08	59.73	-23.27	74.00	45.00	31.70	5.49	32.26	100	12 Peak	<p>Date: 9 Level (dBuV/m)</p> <p>Site : 03CH02-SZ Condition : PEAK_74 3m HF_ANT_3117_0107 VERTICAL RSW: 1000.000kHz VBW: 3000.000kHz Project : 211916-01 Mode : Mode 45 SN : #19 080227012194000K Plane : Z with Accessory setting : MCS0 power setting 16</p> <table border="1"> <thead> <tr> <th>Freq</th> <th>Level</th> <th>Over</th> <th>Limit</th> <th>ReadAntenna</th> <th>Cable</th> <th>Preamp</th> <th>A/Pos</th> <th>T/Pos</th> <th>Remark</th> </tr> <tr> <th>MHz</th> <th>dBuV/m</th> <th>dB</th> <th>dBuV/m</th> <th>dBuV</th> <th>dB/m</th> <th>dB</th> <th>dB</th> <th>cm</th> <th>deg</th> </tr> </thead> <tbody> <tr> <td>1</td> <td>2437.00</td> <td>93.49</td> <td>19.49</td> <td>74.00</td> <td>68.82</td> <td>32.00</td> <td>5.61</td> <td>32.14</td> <td>100</td> <td>12 Peak</td> </tr> </tbody> </table>	Freq	Level	Over	Limit	ReadAntenna	Cable	Preamp	A/Pos	T/Pos	Remark	MHz	dBuV/m	dB	dBuV/m	dBuV	dB/m	dB	dB	cm	deg	1	2437.00	93.49	19.49	74.00	68.82	32.00	5.61	32.14	100	12 Peak
Freq	Level	Over	Limit	ReadAntenna	Cable	Preamp	A/Pos	T/Pos	Remark																																																							
MHz	dBuV/m	dB	dBuV/m	dBuV	dB/m	dB	dB	cm	deg																																																							
1	2342.08	59.73	-23.27	74.00	45.00	31.70	5.49	32.26	100	12 Peak																																																						
Freq	Level	Over	Limit	ReadAntenna	Cable	Preamp	A/Pos	T/Pos	Remark																																																							
MHz	dBuV/m	dB	dBuV/m	dBuV	dB/m	dB	dB	cm	deg																																																							
1	2437.00	93.49	19.49	74.00	68.82	32.00	5.61	32.14	100	12 Peak																																																						
Avg.	<p>Date: 8 Level (dBuV/m)</p> <p>Site : 03CH02-SZ Condition : AVG_BE_54 3m HF_ANT_3117_0107 VERTICAL RSW: 1000.000kHz VBW: 1.000kHz Project : 211916-01 Mode : Mode 45 SN : #19 080227012194000K Plane : Z with Accessory setting : MCS0 power setting 16</p> <table border="1"> <thead> <tr> <th>Freq</th> <th>Level</th> <th>Over</th> <th>Limit</th> <th>ReadAntenna</th> <th>Cable</th> <th>Preamp</th> <th>A/Pos</th> <th>T/Pos</th> <th>Remark</th> </tr> <tr> <th>MHz</th> <th>dBuV/m</th> <th>dB</th> <th>dBuV/m</th> <th>dBuV</th> <th>dB/m</th> <th>dB</th> <th>dB</th> <th>cm</th> <th>deg</th> </tr> </thead> <tbody> <tr> <td>1</td> <td>2389.00</td> <td>59.60</td> <td>-14.48</td> <td>54.00</td> <td>34.59</td> <td>31.70</td> <td>5.55</td> <td>32.24</td> <td>100</td> <td>12 Average</td> </tr> </tbody> </table>	Freq	Level	Over	Limit	ReadAntenna	Cable	Preamp	A/Pos	T/Pos	Remark	MHz	dBuV/m	dB	dBuV/m	dBuV	dB/m	dB	dB	cm	deg	1	2389.00	59.60	-14.48	54.00	34.59	31.70	5.55	32.24	100	12 Average	<p>Date: 10 Level (dBuV/m)</p> <p>Site : 03CH02-SZ Condition : AVG_54 3m HF_ANT_3117_0107 VERTICAL RSW: 1000.000kHz VBW: 1.000kHz Project : 211916-01 Mode : Mode 45 SN : #19 080227012194000K Plane : Z with Accessory setting : MCS0 power setting 16</p> <table border="1"> <thead> <tr> <th>Freq</th> <th>Level</th> <th>Over</th> <th>Limit</th> <th>ReadAntenna</th> <th>Cable</th> <th>Preamp</th> <th>A/Pos</th> <th>T/Pos</th> <th>Remark</th> </tr> <tr> <th>MHz</th> <th>dBuV/m</th> <th>dB</th> <th>dBuV/m</th> <th>dBuV</th> <th>dB/m</th> <th>dB</th> <th>dB</th> <th>cm</th> <th>deg</th> </tr> </thead> <tbody> <tr> <td>1</td> <td>2437.00</td> <td>85.94</td> <td>29.94</td> <td>54.00</td> <td>78.47</td> <td>32.00</td> <td>5.61</td> <td>32.14</td> <td>100</td> <td>12 Average</td> </tr> </tbody> </table>	Freq	Level	Over	Limit	ReadAntenna	Cable	Preamp	A/Pos	T/Pos	Remark	MHz	dBuV/m	dB	dBuV/m	dBuV	dB/m	dB	dB	cm	deg	1	2437.00	85.94	29.94	54.00	78.47	32.00	5.61	32.14	100	12 Average
Freq	Level	Over	Limit	ReadAntenna	Cable	Preamp	A/Pos	T/Pos	Remark																																																							
MHz	dBuV/m	dB	dBuV/m	dBuV	dB/m	dB	dB	cm	deg																																																							
1	2389.00	59.60	-14.48	54.00	34.59	31.70	5.55	32.24	100	12 Average																																																						
Freq	Level	Over	Limit	ReadAntenna	Cable	Preamp	A/Pos	T/Pos	Remark																																																							
MHz	dBuV/m	dB	dBuV/m	dBuV	dB/m	dB	dB	cm	deg																																																							
1	2437.00	85.94	29.94	54.00	78.47	32.00	5.61	32.14	100	12 Average																																																						



WIFI	2.4GHz 2400~2483.5MHz Band Edge @ 3m																																					
ANT	802.11n HT20 CH06 2437MHz - R																																					
2	Vertical	Fundamental																																				
Peak	<p> Date: 11 Date: 2022-05-25 Level (dBuV/m) Frequency (MHz) PEAK_BE_74 </p> <p> Site : 03CH02-SZ Condition : PEAK_BE_74 3m HF_ANT_3117_0107 VERTICAL : RBW:1000.000kHz VBW:1.000kHz Project : 211916-01 Mode : Mode 45 SN : #19 08B227012194000K Plane : Z with Accessory setting : MCSO power setting 16 </p> <table border="1"> <thead> <tr> <th>Freq</th> <th>Level</th> <th>Limit</th> <th>Line</th> <th>Level Factor</th> <th>Loss Factor</th> <th>Antenna</th> <th>Cable</th> <th>Preamp</th> <th>A/Pos</th> <th>T/Pos</th> <th>Remark</th> </tr> <tr> <th>MHz</th> <th>dBuV/m</th> <th>dB</th> <th>dBuV/m</th> <th>dB/m</th> <th>dB</th> <th>dB</th> <th>ca</th> <th>deg</th> <th></th> <th></th> <th></th> </tr> </thead> <tbody> <tr> <td>1</td> <td>2495.00</td> <td>51.14</td> <td>-22.86</td> <td>74.00</td> <td>45.21</td> <td>32.10</td> <td>5.68</td> <td>33.85</td> <td>100</td> <td>12</td> <td>Peak</td> </tr> </tbody> </table>	Freq	Level	Limit	Line	Level Factor	Loss Factor	Antenna	Cable	Preamp	A/Pos	T/Pos	Remark	MHz	dBuV/m	dB	dBuV/m	dB/m	dB	dB	ca	deg				1	2495.00	51.14	-22.86	74.00	45.21	32.10	5.68	33.85	100	12	Peak	Left Blank
Freq	Level	Limit	Line	Level Factor	Loss Factor	Antenna	Cable	Preamp	A/Pos	T/Pos	Remark																											
MHz	dBuV/m	dB	dBuV/m	dB/m	dB	dB	ca	deg																														
1	2495.00	51.14	-22.86	74.00	45.21	32.10	5.68	33.85	100	12	Peak																											
Avg.	<p> Date: 12 Date: 2022-05-25 Level (dBuV/m) Frequency (MHz) AVG_BE_54 </p> <p> Site : 03CH02-SZ Condition : AVG_BE_54 3m HF_ANT_3117_0107 VERTICAL : RBW:1000.000kHz VBW:1.000kHz Project : 211916-01 Mode : Mode 45 SN : #19 08B227012194000K Plane : Z with Accessory setting : MCSO power setting 16 </p> <table border="1"> <thead> <tr> <th>Freq</th> <th>Level</th> <th>Limit</th> <th>Line</th> <th>Level Factor</th> <th>Loss Factor</th> <th>Antenna</th> <th>Cable</th> <th>Preamp</th> <th>A/Pos</th> <th>T/Pos</th> <th>Remark</th> </tr> <tr> <th>MHz</th> <th>dBuV/m</th> <th>dB</th> <th>dBuV/m</th> <th>dB/m</th> <th>dB</th> <th>dB</th> <th>ca</th> <th>deg</th> <th></th> <th></th> <th></th> </tr> </thead> <tbody> <tr> <td>1</td> <td>2490.53</td> <td>49.60</td> <td>-15.40</td> <td>54.00</td> <td>34.67</td> <td>32.10</td> <td>5.68</td> <td>33.85</td> <td>100</td> <td>12</td> <td>Average</td> </tr> </tbody> </table>	Freq	Level	Limit	Line	Level Factor	Loss Factor	Antenna	Cable	Preamp	A/Pos	T/Pos	Remark	MHz	dBuV/m	dB	dBuV/m	dB/m	dB	dB	ca	deg				1	2490.53	49.60	-15.40	54.00	34.67	32.10	5.68	33.85	100	12	Average	Left Blank
Freq	Level	Limit	Line	Level Factor	Loss Factor	Antenna	Cable	Preamp	A/Pos	T/Pos	Remark																											
MHz	dBuV/m	dB	dBuV/m	dB/m	dB	dB	ca	deg																														
1	2490.53	49.60	-15.40	54.00	34.67	32.10	5.68	33.85	100	12	Average																											



WIFI	2.4GHz 2400~2483.5MHz Band Edge @ 3m																																																															
ANT	802.11n HT20 CH11 2462MHz																																																															
2	Horizontal	Fundamental																																																														
Peak	<p>Date: 3 Date: 2022-05-25</p> <p>Site Condition : 03CH02-SZ PEAK_BE_74 3m HF_ANT_3117_0107 HORIZONTAL RSW:1000.000kHz VBW:3000.000kHz Project : 211916-01 Mode : Mode 46 SN : #19 08B227012194000K Plane : Z with Accessory setting : MCS0 power setting 16</p> <table border="1"> <thead> <tr> <th>Freq</th> <th>Level</th> <th>Over</th> <th>Limit</th> <th>ReadAntenna</th> <th>Cable</th> <th>Preamp</th> <th>A/Pos</th> <th>T/Pos</th> <th>Remark</th> </tr> <tr> <th>MHz</th> <th>dBuV/m</th> <th>dB</th> <th>dBuV/m</th> <th>dBuV</th> <th>dB/m</th> <th>dB</th> <th>dB</th> <th>cm</th> <th>deg</th> </tr> </thead> <tbody> <tr> <td>1</td> <td>2464.56</td> <td>57.35</td> <td>-16.65</td> <td>74.00</td> <td>51.57</td> <td>32.87</td> <td>5.66</td> <td>33.95</td> <td>188</td> <td>202 Peak</td> </tr> </tbody> </table>	Freq	Level	Over	Limit	ReadAntenna	Cable	Preamp	A/Pos	T/Pos	Remark	MHz	dBuV/m	dB	dBuV/m	dBuV	dB/m	dB	dB	cm	deg	1	2464.56	57.35	-16.65	74.00	51.57	32.87	5.66	33.95	188	202 Peak	<p>Date: 1 Date: 2022-05-25</p> <p>Site Condition : 03CH02-SZ PEAK_74 3m HF_ANT_3117_0107 HORIZONTAL RSW:1000.000kHz VBW:3000.000kHz Project : 211916-01 Mode : Mode 46 SN : #19 08B227012194000K Plane : Z with Accessory setting : MCS0 power setting 16</p> <table border="1"> <thead> <tr> <th>Freq</th> <th>Level</th> <th>Over</th> <th>Limit</th> <th>ReadAntenna</th> <th>Cable</th> <th>Preamp</th> <th>A/Pos</th> <th>T/Pos</th> <th>Remark</th> </tr> <tr> <th>MHz</th> <th>dBuV/m</th> <th>dB</th> <th>dBuV/m</th> <th>dBuV</th> <th>dB/m</th> <th>dB</th> <th>dB</th> <th>cm</th> <th>deg</th> </tr> </thead> <tbody> <tr> <td>1</td> <td>2462.00</td> <td>87.75</td> <td>23.75</td> <td>74.00</td> <td>92.13</td> <td>32.83</td> <td>5.64</td> <td>32.85</td> <td>188</td> <td>202 Peak</td> </tr> </tbody> </table>	Freq	Level	Over	Limit	ReadAntenna	Cable	Preamp	A/Pos	T/Pos	Remark	MHz	dBuV/m	dB	dBuV/m	dBuV	dB/m	dB	dB	cm	deg	1	2462.00	87.75	23.75	74.00	92.13	32.83	5.64	32.85	188	202 Peak
Freq	Level	Over	Limit	ReadAntenna	Cable	Preamp	A/Pos	T/Pos	Remark																																																							
MHz	dBuV/m	dB	dBuV/m	dBuV	dB/m	dB	dB	cm	deg																																																							
1	2464.56	57.35	-16.65	74.00	51.57	32.87	5.66	33.95	188	202 Peak																																																						
Freq	Level	Over	Limit	ReadAntenna	Cable	Preamp	A/Pos	T/Pos	Remark																																																							
MHz	dBuV/m	dB	dBuV/m	dBuV	dB/m	dB	dB	cm	deg																																																							
1	2462.00	87.75	23.75	74.00	92.13	32.83	5.64	32.85	188	202 Peak																																																						
Avg.	<p>Date: 4 Date: 2022-05-25</p> <p>Site Condition : 03CH02-SZ AVG_BE_54 3m HF_ANT_3117_0107 HORIZONTAL RSW:1000.000kHz VBW:1.000kHz Project : 211916-01 Mode : Mode 46 SN : #19 08B227012194000K Plane : Z with Accessory setting : MCS0 power setting 16</p> <table border="1"> <thead> <tr> <th>Freq</th> <th>Level</th> <th>Over</th> <th>Limit</th> <th>ReadAntenna</th> <th>Cable</th> <th>Preamp</th> <th>A/Pos</th> <th>T/Pos</th> <th>Remark</th> </tr> <tr> <th>MHz</th> <th>dBuV/m</th> <th>dB</th> <th>dBuV/m</th> <th>dBuV</th> <th>dB/m</th> <th>dB</th> <th>dB</th> <th>cm</th> <th>deg</th> </tr> </thead> <tbody> <tr> <td>1</td> <td>2463.52</td> <td>42.89</td> <td>-11.11</td> <td>54.00</td> <td>37.11</td> <td>32.87</td> <td>5.66</td> <td>33.95</td> <td>188</td> <td>202 Average</td> </tr> </tbody> </table>	Freq	Level	Over	Limit	ReadAntenna	Cable	Preamp	A/Pos	T/Pos	Remark	MHz	dBuV/m	dB	dBuV/m	dBuV	dB/m	dB	dB	cm	deg	1	2463.52	42.89	-11.11	54.00	37.11	32.87	5.66	33.95	188	202 Average	<p>Date: 2 Date: 2022-05-25</p> <p>Site Condition : 03CH02-SZ AVG_54 3m HF_ANT_3117_0107 HORIZONTAL RSW:1000.000kHz VBW:1.000kHz Project : 211916-01 Mode : Mode 46 SN : #19 08B227012194000K Plane : Z with Accessory setting : MCS0 power setting 16</p> <table border="1"> <thead> <tr> <th>Freq</th> <th>Level</th> <th>Over</th> <th>Limit</th> <th>ReadAntenna</th> <th>Cable</th> <th>Preamp</th> <th>A/Pos</th> <th>T/Pos</th> <th>Remark</th> </tr> <tr> <th>MHz</th> <th>dBuV/m</th> <th>dB</th> <th>dBuV/m</th> <th>dBuV</th> <th>dB/m</th> <th>dB</th> <th>dB</th> <th>cm</th> <th>deg</th> </tr> </thead> <tbody> <tr> <td>1</td> <td>2460.00</td> <td>86.83</td> <td>34.83</td> <td>54.00</td> <td>82.41</td> <td>32.83</td> <td>5.64</td> <td>32.85</td> <td>188</td> <td>202 Average</td> </tr> </tbody> </table>	Freq	Level	Over	Limit	ReadAntenna	Cable	Preamp	A/Pos	T/Pos	Remark	MHz	dBuV/m	dB	dBuV/m	dBuV	dB/m	dB	dB	cm	deg	1	2460.00	86.83	34.83	54.00	82.41	32.83	5.64	32.85	188	202 Average
Freq	Level	Over	Limit	ReadAntenna	Cable	Preamp	A/Pos	T/Pos	Remark																																																							
MHz	dBuV/m	dB	dBuV/m	dBuV	dB/m	dB	dB	cm	deg																																																							
1	2463.52	42.89	-11.11	54.00	37.11	32.87	5.66	33.95	188	202 Average																																																						
Freq	Level	Over	Limit	ReadAntenna	Cable	Preamp	A/Pos	T/Pos	Remark																																																							
MHz	dBuV/m	dB	dBuV/m	dBuV	dB/m	dB	dB	cm	deg																																																							
1	2460.00	86.83	34.83	54.00	82.41	32.83	5.64	32.85	188	202 Average																																																						



WIFI	2.4GHz 2400~2483.5MHz Fundamental @ 3m																																																															
ANT	802.11n HT20 CH11 2462MHz																																																															
2	Vertical	Fundamental																																																														
Peak	<p>Site : 03CH02-SZ Condition : PEAK_BE_74 3m HF_ANT_3117_0107 VERTICAL : RSW:1000.000kHz VBW:3000.000kHz Project : 211916-01 Mode : Mode 46 SN : #19 080227012194000K Plane : Z with Accessory setting : MCS0 power setting 16</p> <table border="1"> <thead> <tr> <th>Freq</th> <th>Level</th> <th>Over</th> <th>Limit</th> <th>ReadAntenna</th> <th>Cable</th> <th>Preamp</th> <th>A/Pos</th> <th>T/Pos</th> <th>Remark</th> </tr> <tr> <th>MHz</th> <th>dBuV/m</th> <th>dB</th> <th>dBuV/m</th> <th>dBuV</th> <th>dB/m</th> <th>dB</th> <th>dB</th> <th>cm</th> <th>deg</th> </tr> </thead> <tbody> <tr> <td>1</td> <td>2464.32</td> <td>54.81</td> <td>-19.19</td> <td>74.00</td> <td>49.83</td> <td>32.87</td> <td>5.66</td> <td>33.95</td> <td>100</td> <td>20 Peak</td> </tr> </tbody> </table>	Freq	Level	Over	Limit	ReadAntenna	Cable	Preamp	A/Pos	T/Pos	Remark	MHz	dBuV/m	dB	dBuV/m	dBuV	dB/m	dB	dB	cm	deg	1	2464.32	54.81	-19.19	74.00	49.83	32.87	5.66	33.95	100	20 Peak	<p>Site : 03CH02-SZ Condition : PEAK_74 3m HF_ANT_3117_0107 VERTICAL : RSW:1000.000kHz VBW:3000.000kHz Project : 211916-01 Mode : Mode 46 SN : #19 080227012194000K Plane : Z with Accessory setting : MCS0 power setting 16</p> <table border="1"> <thead> <tr> <th>Freq</th> <th>Level</th> <th>Over</th> <th>Limit</th> <th>ReadAntenna</th> <th>Cable</th> <th>Preamp</th> <th>A/Pos</th> <th>T/Pos</th> <th>Remark</th> </tr> <tr> <th>MHz</th> <th>dBuV/m</th> <th>dB</th> <th>dBuV/m</th> <th>dBuV</th> <th>dB/m</th> <th>dB</th> <th>dB</th> <th>cm</th> <th>deg</th> </tr> </thead> <tbody> <tr> <td>1</td> <td>2462.00</td> <td>95.71</td> <td>21.71</td> <td>74.00</td> <td>90.09</td> <td>32.83</td> <td>5.64</td> <td>32.85</td> <td>100</td> <td>20 Peak</td> </tr> </tbody> </table>	Freq	Level	Over	Limit	ReadAntenna	Cable	Preamp	A/Pos	T/Pos	Remark	MHz	dBuV/m	dB	dBuV/m	dBuV	dB/m	dB	dB	cm	deg	1	2462.00	95.71	21.71	74.00	90.09	32.83	5.64	32.85	100	20 Peak
Freq	Level	Over	Limit	ReadAntenna	Cable	Preamp	A/Pos	T/Pos	Remark																																																							
MHz	dBuV/m	dB	dBuV/m	dBuV	dB/m	dB	dB	cm	deg																																																							
1	2464.32	54.81	-19.19	74.00	49.83	32.87	5.66	33.95	100	20 Peak																																																						
Freq	Level	Over	Limit	ReadAntenna	Cable	Preamp	A/Pos	T/Pos	Remark																																																							
MHz	dBuV/m	dB	dBuV/m	dBuV	dB/m	dB	dB	cm	deg																																																							
1	2462.00	95.71	21.71	74.00	90.09	32.83	5.64	32.85	100	20 Peak																																																						
Avg.	<p>Site : 03CH02-SZ Condition : AVG_BE_54 3m HF_ANT_3117_0107 VERTICAL : RSW:1000.000kHz VBW:1.000kHz Project : 211916-01 Mode : Mode 46 SN : #19 080227012194000K Plane : Z with Accessory setting : MCS0 power setting 16</p> <table border="1"> <thead> <tr> <th>Freq</th> <th>Level</th> <th>Over</th> <th>Limit</th> <th>ReadAntenna</th> <th>Cable</th> <th>Preamp</th> <th>A/Pos</th> <th>T/Pos</th> <th>Remark</th> </tr> <tr> <th>MHz</th> <th>dBuV/m</th> <th>dB</th> <th>dBuV/m</th> <th>dBuV</th> <th>dB/m</th> <th>dB</th> <th>dB</th> <th>cm</th> <th>deg</th> </tr> </thead> <tbody> <tr> <td>1</td> <td>2463.52</td> <td>42.32</td> <td>-11.68</td> <td>54.00</td> <td>36.54</td> <td>32.87</td> <td>5.66</td> <td>33.95</td> <td>100</td> <td>20 Average</td> </tr> </tbody> </table>	Freq	Level	Over	Limit	ReadAntenna	Cable	Preamp	A/Pos	T/Pos	Remark	MHz	dBuV/m	dB	dBuV/m	dBuV	dB/m	dB	dB	cm	deg	1	2463.52	42.32	-11.68	54.00	36.54	32.87	5.66	33.95	100	20 Average	<p>Site : 03CH02-SZ Condition : AVG_54 3m HF_ANT_3117_0107 VERTICAL : RSW:1000.000kHz VBW:1.000kHz Project : 211916-01 Mode : Mode 46 SN : #19 080227012194000K Plane : Z with Accessory setting : MCS0 power setting 16</p> <table border="1"> <thead> <tr> <th>Freq</th> <th>Level</th> <th>Over</th> <th>Limit</th> <th>ReadAntenna</th> <th>Cable</th> <th>Preamp</th> <th>A/Pos</th> <th>T/Pos</th> <th>Remark</th> </tr> <tr> <th>MHz</th> <th>dBuV/m</th> <th>dB</th> <th>dBuV/m</th> <th>dBuV</th> <th>dB/m</th> <th>dB</th> <th>dB</th> <th>cm</th> <th>deg</th> </tr> </thead> <tbody> <tr> <td>1</td> <td>2462.00</td> <td>86.13</td> <td>32.13</td> <td>54.00</td> <td>80.51</td> <td>32.83</td> <td>5.64</td> <td>32.85</td> <td>100</td> <td>20 Average</td> </tr> </tbody> </table>	Freq	Level	Over	Limit	ReadAntenna	Cable	Preamp	A/Pos	T/Pos	Remark	MHz	dBuV/m	dB	dBuV/m	dBuV	dB/m	dB	dB	cm	deg	1	2462.00	86.13	32.13	54.00	80.51	32.83	5.64	32.85	100	20 Average
Freq	Level	Over	Limit	ReadAntenna	Cable	Preamp	A/Pos	T/Pos	Remark																																																							
MHz	dBuV/m	dB	dBuV/m	dBuV	dB/m	dB	dB	cm	deg																																																							
1	2463.52	42.32	-11.68	54.00	36.54	32.87	5.66	33.95	100	20 Average																																																						
Freq	Level	Over	Limit	ReadAntenna	Cable	Preamp	A/Pos	T/Pos	Remark																																																							
MHz	dBuV/m	dB	dBuV/m	dBuV	dB/m	dB	dB	cm	deg																																																							
1	2462.00	86.13	32.13	54.00	80.51	32.83	5.64	32.85	100	20 Average																																																						