



FCC RF Test Report

APPLICANT : Amazon.com Services LLC
EQUIPMENT : Digital Media Player
MODEL NAME : A7W3HL
FCC ID : 2A4DH-1105
STANDARD : FCC Part 15 Subpart C §15.247
CLASSIFICATION : (DTS) Digital Transmission System
TEST DATE(S) : Jun. 02, 2022 ~ Jun. 21, 2022

We, Sporton International Inc. (Kunshan), would like to declare that the tested sample has been evaluated in accordance with the test procedures and has been in compliance with the applicable technical standards.

The test results in this report apply exclusively to the tested model / sample. Without written approval of Sporton International Inc. (Kunshan), the test report shall not be reproduced except in full.

Jason Jia



Approved by: Jason Jia

Sporton International Inc. (Kunshan)

**No. 1098, Pengxi North Road, Kunshan Economic Development Zone Jiangsu Province 215300
People's Republic of China**



TABLE OF CONTENTS

REVISION HISTORY..... 3

SUMMARY OF TEST RESULT 4

1 GENERAL DESCRIPTION..... 5

 1.1 Applicant 5

 1.2 Product Feature of Equipment Under Test..... 5

 1.3 Product Specification of Equipment Under Test..... 5

 1.4 Modification of EUT 5

 1.5 Testing Location 6

 1.6 Test Software..... 6

 1.7 Applicable Standards..... 6

2 TEST CONFIGURATION OF EQUIPMENT UNDER TEST..... 7

 2.1 Carrier Frequency Channel 7

 2.2 Test Mode..... 8

 2.3 Connection Diagram of Test System..... 9

 2.4 EUT Operation Test Setup 9

 2.5 Measurement Results Explanation Example..... 9

3 TEST RESULT 10

 3.1 6dB and 99% Bandwidth Measurement 10

 3.2 Output Power Measurement..... 19

 3.3 Power Spectral Density Measurement 20

 3.4 Conducted Band Edges and Spurious Emission Measurement 29

 3.5 Radiated Band Edges and Spurious Emission Measurement 38

 3.6 AC Conducted Emission Measurement..... 42

 3.7 Antenna Requirements 44

4 LIST OF MEASURING EQUIPMENT 45

5 UNCERTAINTY OF EVALUATION..... 46

APPENDIX A. CONDUCTED TEST RESULTS

APPENDIX B. AC CONDUCTED EMISSION TEST RESULT

APPENDIX C. RADIATED SPURIOUS EMISSION

APPENDIX D. RADIATED SPURIOUS EMISSION PLOTS

APPENDIX E. DUTY CYCLE PLOTS



REVISION HISTORY

REPORT NO.	VERSION	DESCRIPTION	ISSUED DATE
FR210710-01B	Rev. 01	Initial issue of report	Jun. 29, 2022
FR210710-01B	Rev. 02	Update Equipment name	Apr. 04, 2023



SUMMARY OF TEST RESULT

Report Section	FCC Rule	Description	Limit	Result	Remark
3.1	15.247(a)(2)	6dB Bandwidth	≥ 0.5MHz	Pass	-
3.1	-	99% Bandwidth	-	Report only	-
3.2	15.247(b)(3)	Peak Output Power	≤ 30dBm	Pass	-
3.3	15.247(e)	Power Spectral Density	≤ 8dBm/3kHz	Pass	-
3.4	15.247(d)	Conducted Band Edges and Spurious Emission	≤ 20dBc	Pass	-
3.5	15.247(d)	Radiated Band Edges and Spurious Emission	15.209(a) & 15.247(d)	Pass	Under limit 4.96 dB at 2483.500 MHz
3.6	15.207	AC Conducted Emission	15.207(a)	Pass	Under limit 14.11 dB at 0.520 MHz
3.7	15.203 & 15.247(b)	Antenna Requirement	15.203 & 15.247(b)	Pass	-

Remark: Not required means after assessing, test items are not necessary to carry out.

Declaration of Conformity:

The test results with all measurement uncertainty excluded are presented in accordance with the regulation limits or requirements declared by manufacturers.

Comments and Explanations:

The declared of product specification for EUT presented in the report are provided by the manufacturer, and the manufacturer takes all the responsibilities for the accuracy of product specification.



1 General Description

1.1 Applicant

Amazon.com Services LLC
410 Terry Avenue N Seattle, WA 98109-5210 United States

1.2 Product Feature of Equipment Under Test

Product Feature	
Equipment	Digital Media Player
Model Name	A7W3HL
FCC ID	2A4DH-1105

Remark: The above EUT's information was declared by manufacturer. Please refer to the specifications or user's manual for more detailed description.

1.3 Product Specification of Equipment Under Test

Standards-related Product Specification	
Tx/Rx Frequency Range	2402 MHz ~ 2480 MHz
Number of Channels	40
Carrier Frequency of Each Channel	40 Channel(37 hopping + 3 advertising channel)
Maximum Output Power to Antenna	Bluetooth LE 1Mbps:6.83 dBm (0.0048 W) Bluetooth LE 2Mbps:6.87 dBm (0.0049 W)
99% Occupied Bandwidth	Bluetooth LE 1Mbps:1.035MHz Bluetooth LE 2Mbps:2.046MHz
Antenna Type / Gain	PIFA Antenna type with gain 1.5 dBi
Type of Modulation	Bluetooth LE : GFSK

1.4 Modification of EUT

No modifications are made to the EUT during all test items.



1.5 Testing Location

Sporton International Inc. (Kunshan) is accredited to ISO/IEC 17025:2017 by American Association for Laboratory Accreditation with Certificate Number 5145.02.

Test Firm	Sporton International Inc. (Kunshan)		
Test Site Location	No. 1098, Pengxi North Road, Kunshan Economic Development Zone Jiangsu Province 215300 People’s Republic of China TEL : +86-512-57900158 FAX : +86-512-57900958		
Test Site No.	Sporton Site No.	FCC Designation No.	FCC Test Firm Registration No.
	CO01-KS 03CH05-KS TH01-KS	CN1257	314309

1.6 Test Software

Item	Site	Manufacturer	Name	Version
1.	03CH05-KS	AUDIX	E3	6.2009-8-24al
2.	CO01-KS	AUDIX	E3	6.2009-8-24

1.7 Applicable Standards

According to the specifications of the manufacturer, the EUT must comply with the requirements of the following standards:

- 47 CFR Part 15 Subpart C §15.247
- FCC KDB 558074 D01 15.247 Meas Guidance v05r02
- ANSI C63.10-2013

Remark:

1. All test items were verified and recorded according to the standards and without any deviation during the test.
2. This EUT has also been tested and complied with the requirements of FCC Part 15, Subpart B, recorded in a separate test report.



2 Test Configuration of Equipment Under Test

2.1 Carrier Frequency Channel

Frequency Band	Channel	Freq. (MHz)	Channel	Freq. (MHz)
2400-2483.5 MHz	0	2402	21	2444
	1	2404	22	2446
	2	2406	23	2448
	3	2408	24	2450
	4	2410	25	2452
	5	2412	26	2454
	6	2414	27	2456
	7	2416	28	2458
	8	2418	29	2460
	9	2420	30	2462
	10	2422	31	2464
	11	2424	32	2466
	12	2426	33	2468
	13	2428	34	2470
	14	2430	35	2472
	15	2432	36	2474
	16	2434	37	2476
	17	2436	38	2478
	18	2438	39	2480
	19	2440	-	-
20	2442	-	-	



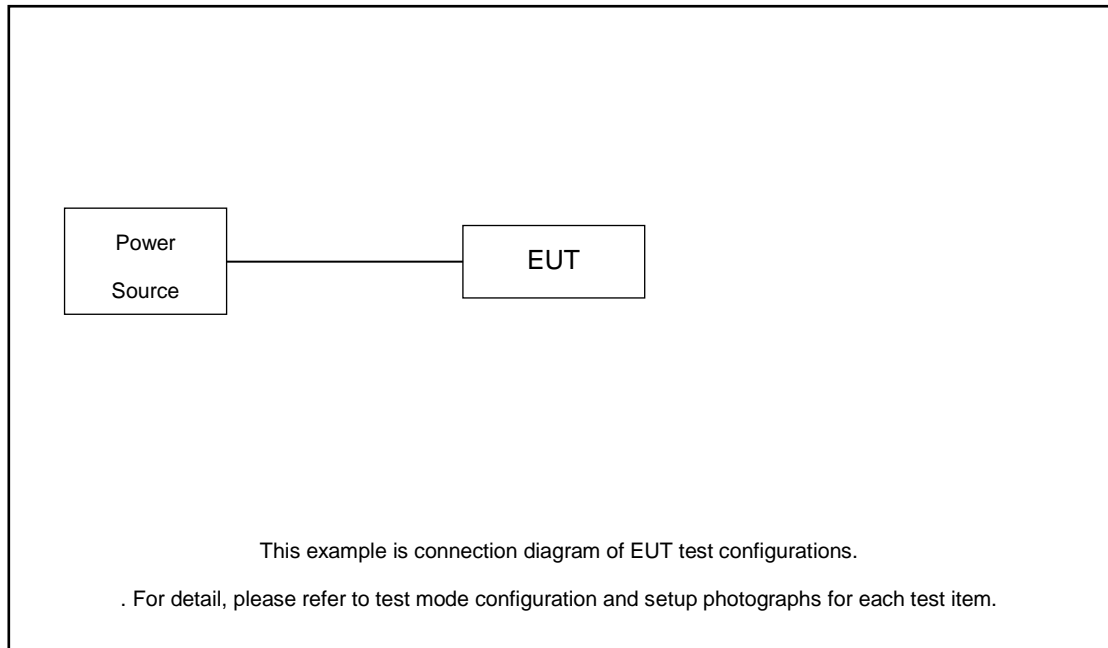
2.2 Test Mode

- a. The EUT has been associated with peripherals and configuration operated in a manner tended to maximize its emission characteristics in a typical application. Frequency range investigated: conduction emission (150 kHz to 30 MHz), radiation emission (9 kHz to the 10th harmonic of the highest fundamental frequency or to 40 GHz, whichever is lower). For radiated measurement, pre-scanned in three orthogonal panels, X, Y, Z. The worst cases (Y plane) were recorded in this report.
- b. AC power line Conducted Emission was tested under maximum output power.

The following summary table is showing all test modes to demonstrate in compliance with the standard.

Summary table of Test Cases	
Test Item	Data Rate / Modulation
	Bluetooth – LE / GFSK
Conducted TCs	Mode 1: Bluetooth Tx CH00_2402 MHz_1Mbps/2Mbps Mode 2: Bluetooth Tx CH19_2440 MHz_1Mbps/2Mbps Mode 3: Bluetooth Tx CH39_2480 MHz_1Mbps/2Mbps
Radiated TCs	Mode 1: Bluetooth Tx CH00_2402 MHz_1Mbps/2Mbps Mode 2: Bluetooth Tx CH19_2440 MHz_1Mbps/2Mbps Mode 3: Bluetooth Tx CH39_2480 MHz_1Mbps/2Mbps
AC Conducted Emission	Mode 1: Bluetooth Tx+ Adapter

2.3 Connection Diagram of Test System



2.4 EUT Operation Test Setup

For BLE function, the engineering test program was provided and enabled to make EUT continuous transmit.

For AC power line conducted emissions, the EUT was set to make EUT continuous transmit.

2.5 Measurement Results Explanation Example

For all conducted test items:

The offset level is set in the spectrum analyzer to compensate the RF cable loss between EUT conducted output port and spectrum analyzer. With the offset compensation, the spectrum analyzer reading level is exactly the EUT RF output level.

Example:

The spectrum analyzer offset is derived from RF cable loss.

Offset = RF cable loss.

Following shows an offset computation example with cable loss 5.5 dB.

$$\begin{aligned} \text{Offset(dB)} &= \text{RF cable loss(dB)} . \\ &= 5.5 \text{ (dB)} \end{aligned}$$

3 Test Result

3.1 6dB and 99% Bandwidth Measurement

3.1.1 Limit of 6dB and 99% Bandwidth

The minimum 6 dB bandwidth shall be at least 500 kHz.

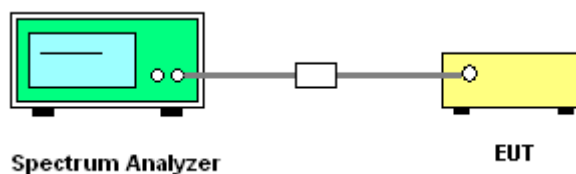
3.1.2 Measuring Instruments

The section 4.0 of List of Measuring Equipment of this test report is used for test.

3.1.3 Test Procedures

1. The testing follows ANSI C63.10-2013 clause 11.8
2. The RF output of EUT was connected to the spectrum analyzer by RF cable and attenuator. The path loss was compensated to the results for each measurement.
3. Set to the maximum power setting and enable the EUT transmit continuously.
4. Make the measurement with the spectrum analyzer's resolution bandwidth (RBW) = 100 kHz. Set the Video bandwidth (VBW) = 300 kHz. In order to make an accurate measurement. The 6 dB bandwidth must be greater than 500 kHz.
5. For 99% Bandwidth Measurement, the spectrum analyzer's resolution bandwidth (RBW) is set 1% to 5% of the 99% OBW and the VBW is set to 3 times of the RBW.
6. Measure and record the results in the test report.

3.1.4 Test Setup



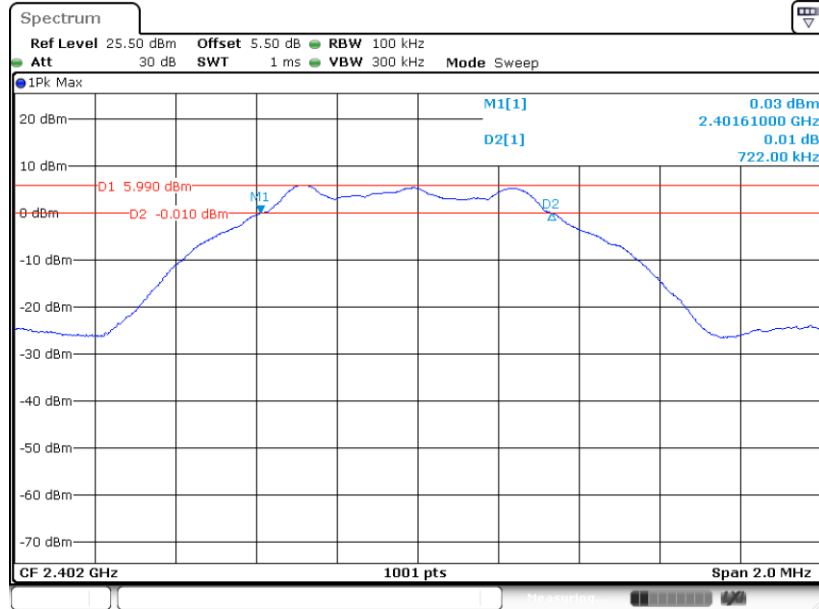


3.1.5 Test Result of 6dB Bandwidth

Please refer to Appendix A.

Bluetooth LE 1Mbps:

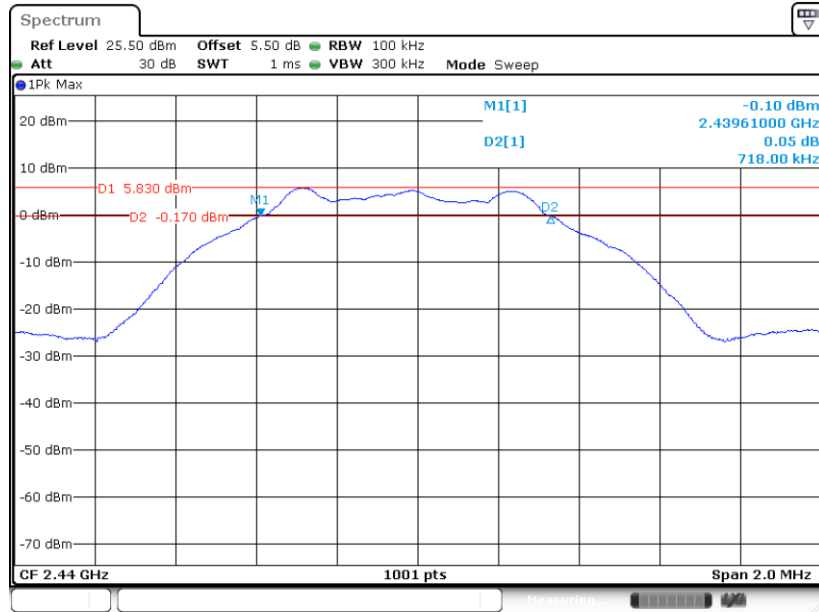
6 dB Bandwidth Plot on Channel 00



Date: 13.JUN.2022 20:43:58

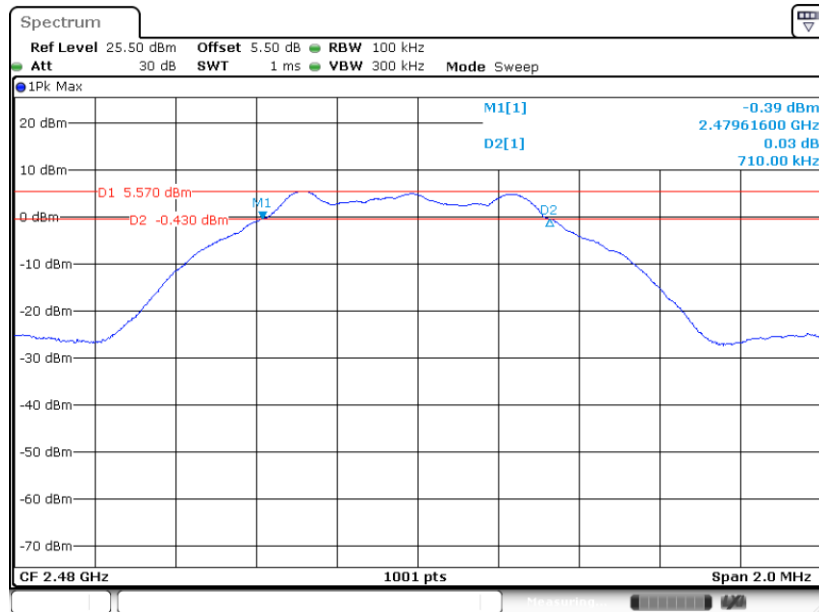


6 dB Bandwidth Plot on Channel 19



Date: 13.JUN.2022 20:47:10

6 dB Bandwidth Plot on Channel 39

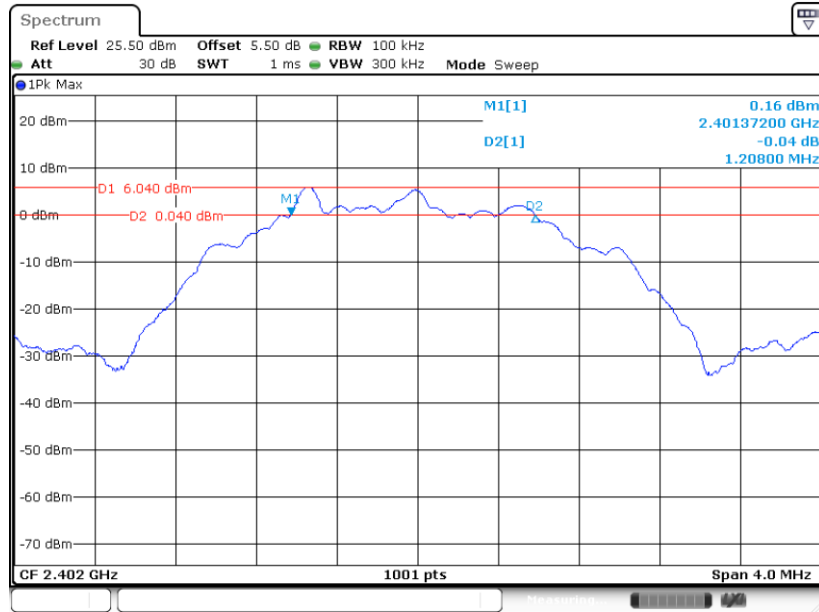


Date: 13.JUN.2022 20:49:27



Bluetooth LE 2Mbps:

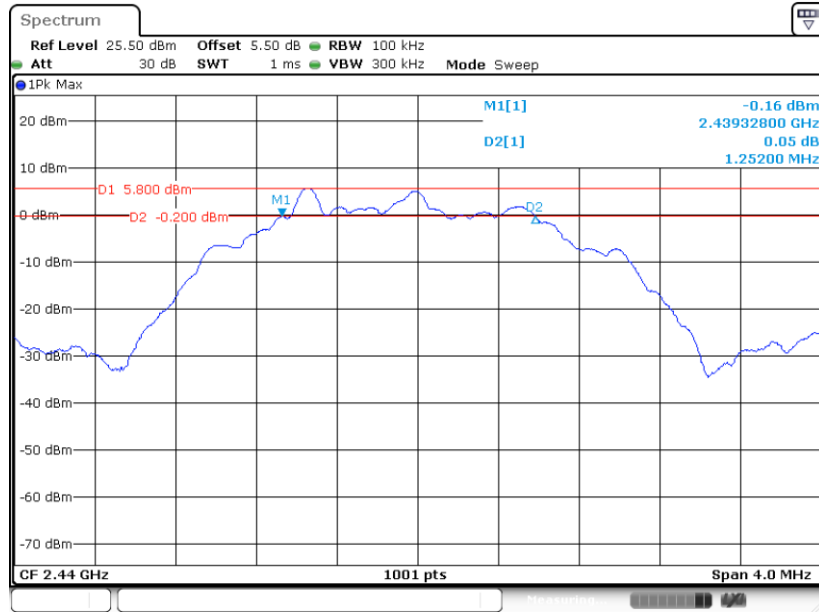
6 dB Bandwidth Plot on Channel 00



Date: 14.JUN.2022 20:17:55

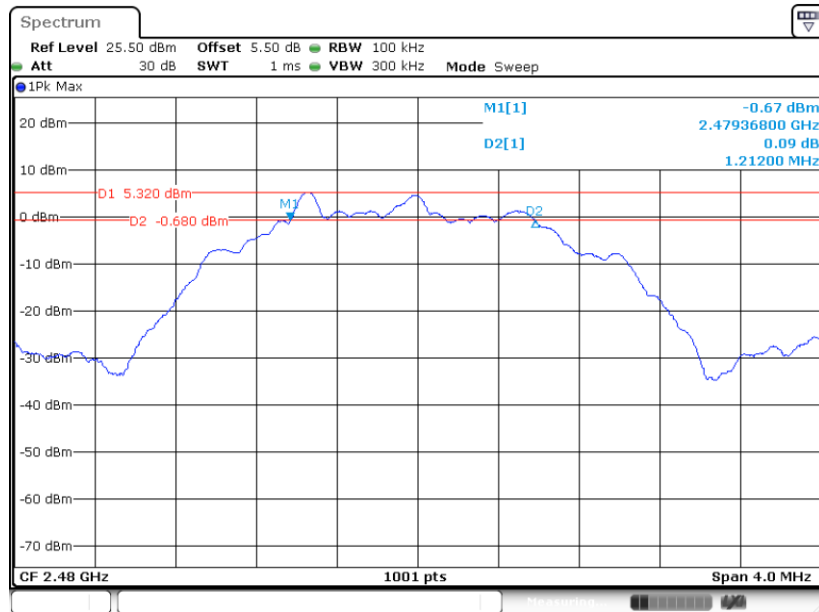


6 dB Bandwidth Plot on Channel 19



Date: 14.JUN.2022 20:20:29

6 dB Bandwidth Plot on Channel 39



Date: 14.JUN.2022 20:22:40

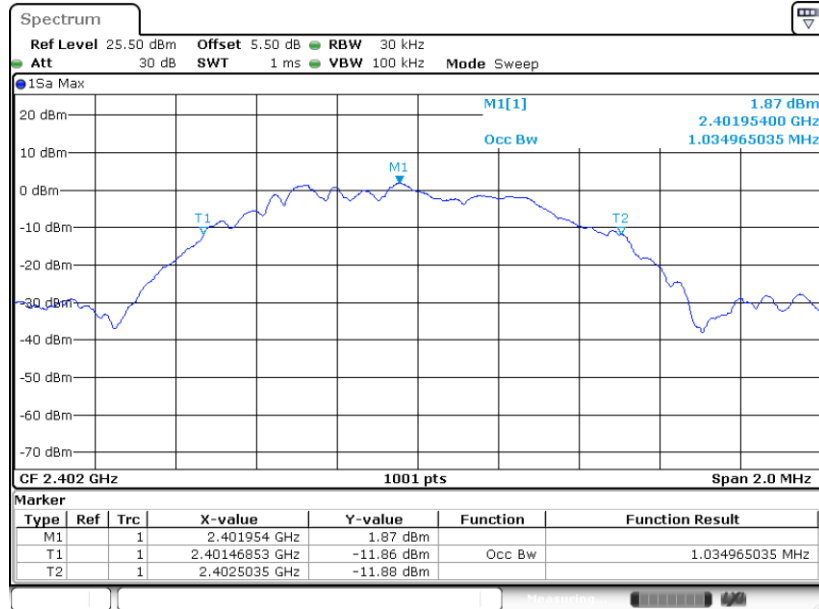


3.1.6 Test Result of 99% Occupied Bandwidth

Please refer to Appendix A.

Bluetooth LE 1Mbps:

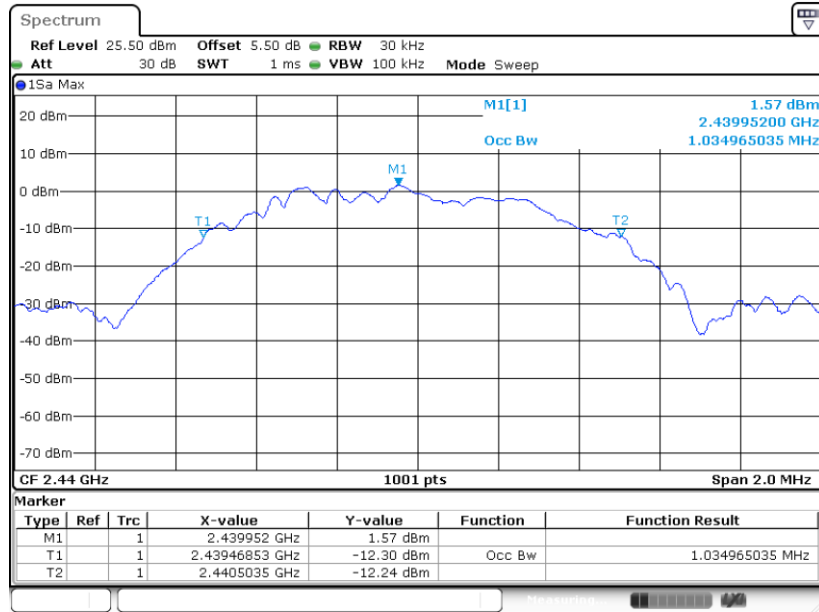
99% Occupied Bandwidth Plot on Channel 00



Date: 14.JUN.2022 20:25:52

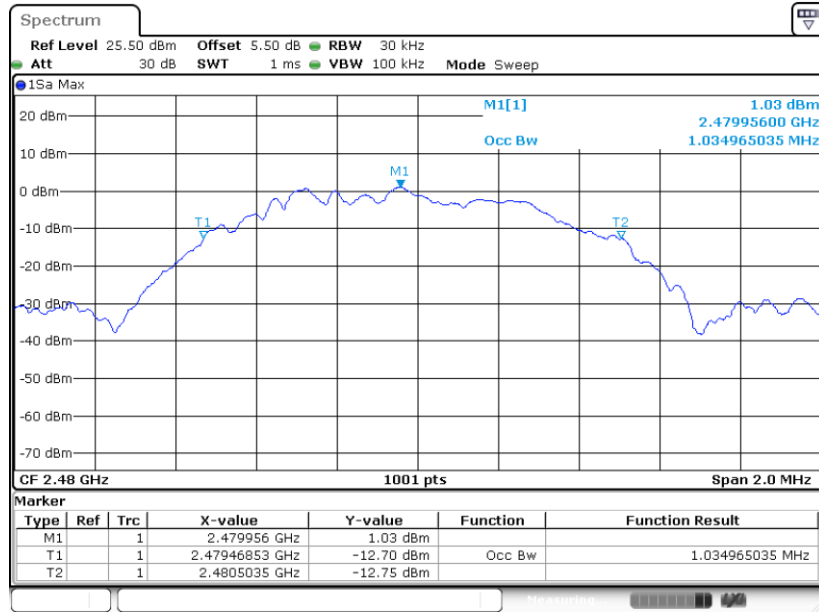


99% Occupied Bandwidth Plot on Channel 19



Date: 14.JUN.2022 20:26:24

99% Occupied Bandwidth Plot on Channel 39



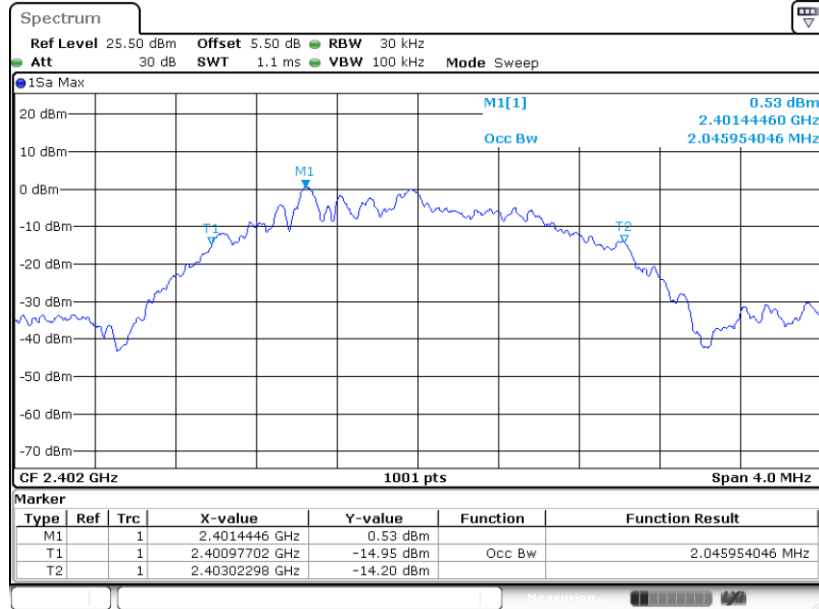
Date: 14.JUN.2022 20:25:28

Note : The occupied channel bandwidth is maintained within the band of operation for all of the modulations.



Bluetooth LE 2Mbps:

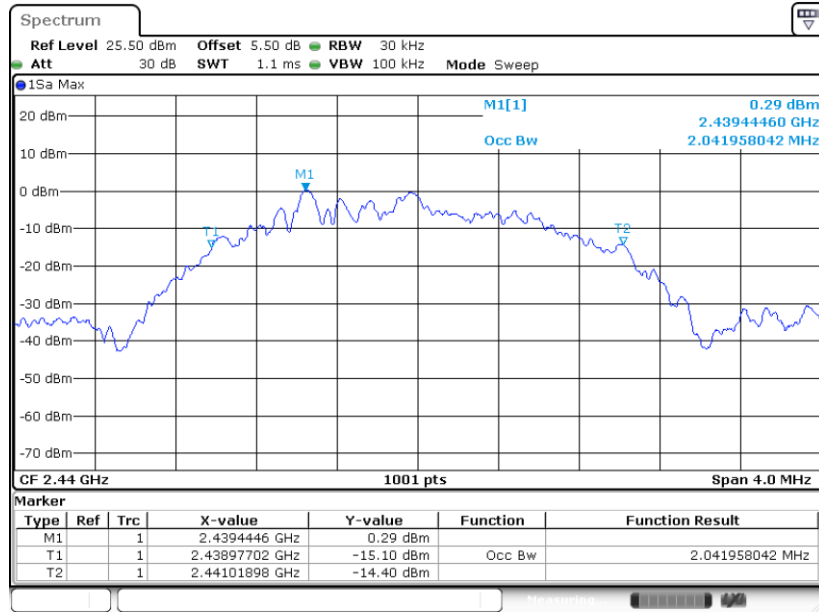
99% Occupied Bandwidth Plot on Channel 00



Date: 14.JUN.2022 20:19:53

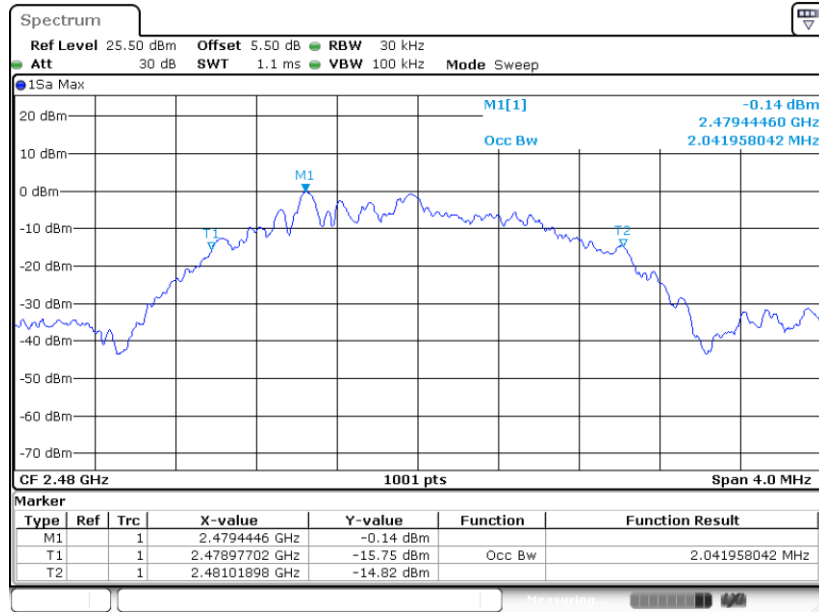


99% Occupied Bandwidth Plot on Channel 19



Date: 14.JUN.2022 20:22:05

99% Occupied Bandwidth Plot on Channel 39



Date: 14.JUN.2022 20:24:38

Note : The occupied channel bandwidth is maintained within the band of operation for all of the modulations.

3.2 Output Power Measurement

3.2.1 Limit of Output Power

For systems using digital modulation in the 2400-2483.5MHz, the limit for peak output power is 30dBm. If transmitting antenna of directional gain greater than 6dBi is used, the peak output power from the intentional radiator shall be reduced below the above stated value by the amount in dB that the directional gain of the antenna exceeds 6 dBi. In case of point-to-point operation, the limit has to be reduced by 1dB for every 3dB that the directional gain of the antenna exceeds 6dBi.

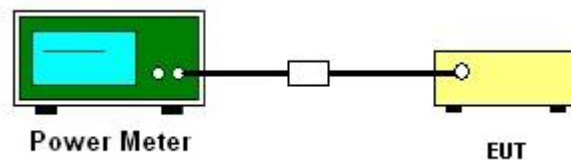
3.2.2 Measuring Instruments

The section 4.0 of List of Measuring Equipment of this test report is used for test.

3.2.3 Test Procedures

1. The testing follows the Measurement Procedure of ANSI C63.10-2013 clause 11.9.1.3 PKPM1 Peak power meter or ANSI C63.10-2013 clause 11.9.2.3.1 Method AVGPM method.
2. The RF output of EUT was connected to the power meter by RF cable and attenuator. The path loss was compensated to the results for each measurement.
3. Set to the maximum power setting and enable the EUT transmit continuously.
4. Measure the conducted output power and record the results in the test report.

3.2.4 Test Setup



3.2.5 Test Result of Peak Output Power

Please refer to Appendix A.

3.2.6 Test Result of Average Output Power (Reporting Only)

Please refer to Appendix A.

3.3 Power Spectral Density Measurement

3.3.1 Limit of Power Spectral Density

The peak power spectral density shall not be greater than 8dBm in any 3kHz band at any time interval of continuous transmission.

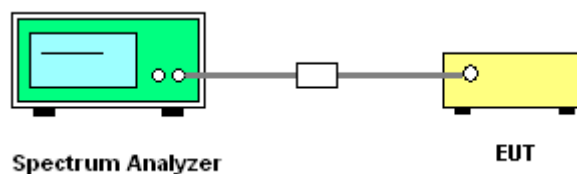
3.3.2 Measuring Instruments

The section 4.0 of List of Measuring Equipment of this test report is used for test.

3.3.3 Test Procedures

1. The testing follows Measurement Procedure of ANSI C63.10-2013 clause 11.10.2 Method PKPSD.
2. The RF output of EUT was connected to the spectrum analyzer by RF cable and attenuator. The path loss was compensated to the results for each measurement.
3. Set to the maximum power setting and enable the EUT transmit continuously.
4. Make the measurement with the spectrum analyzer's resolution bandwidth (RBW) = 3 kHz. Video bandwidth VBW = 10 kHz In order to make an accurate measurement, set the span to 1.5 times DTS Channel Bandwidth. (6dB BW)
5. Detector = peak, Sweep time = auto couple, Trace mode = max hold, Allow trace to fully stabilize. Use the peak marker function to determine the maximum power level.
6. Measure and record the results in the test report.
7. The Measured power density (dBm)/ 100kHz is a reference level and used as 20dBc down limit line for Conducted Band Edges and Conducted Spurious Emission.

3.3.4 Test Setup



3.3.5 Test Result of Power Spectral Density

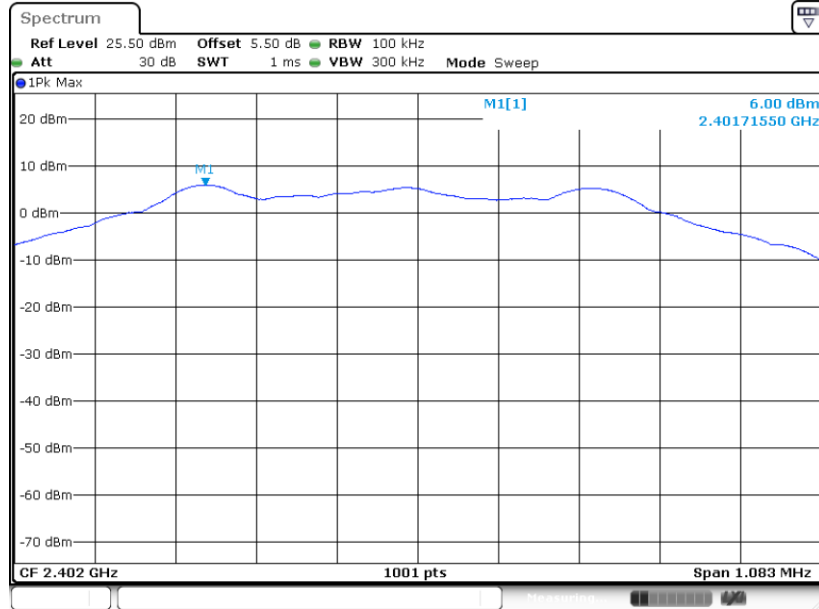
Please refer to Appendix A.



3.3.6 Test Result of Power Spectral Density Plots (100kHz)

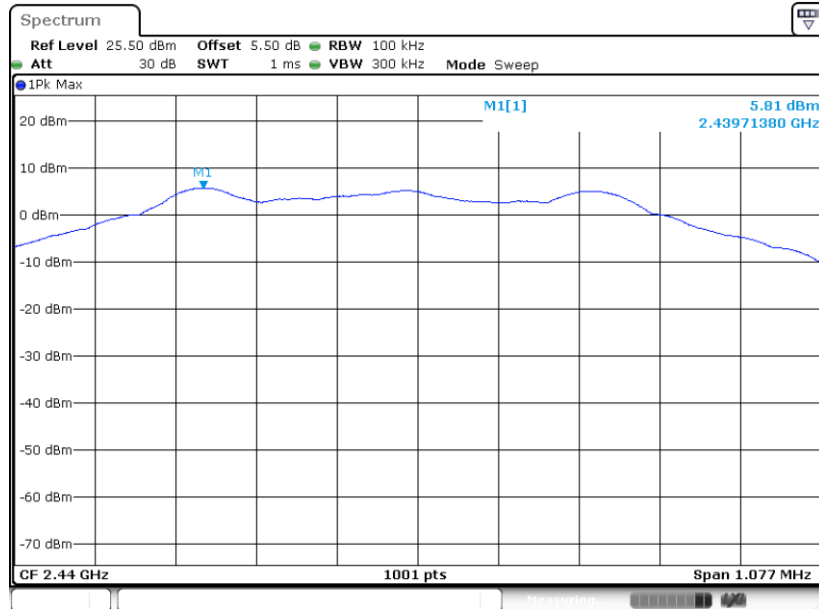
Bluetooth LE 1Mbps:

PSD 100kHz Plot on Channel 00



Date: 13.JUN.2022 20:44:36

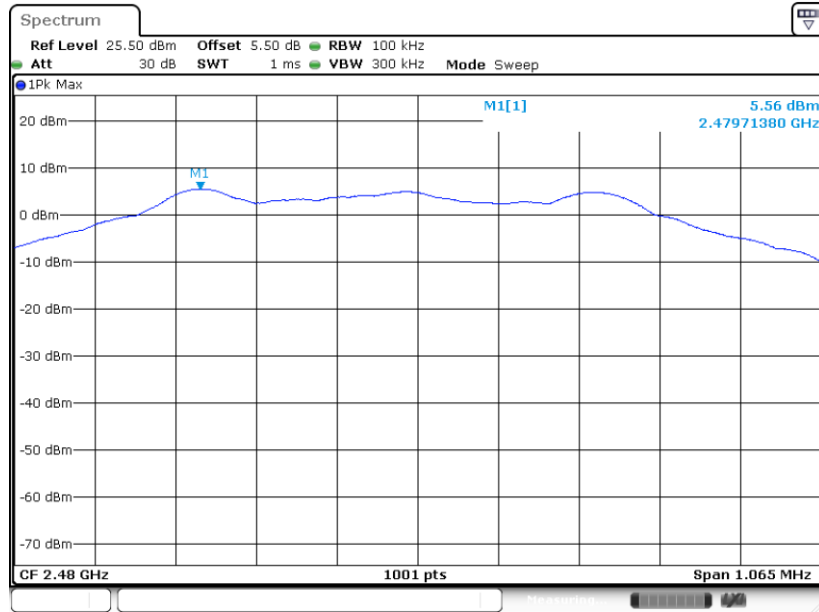
PSD 100kHz Plot on Channel 19



Date: 13.JUN.2022 20:47:48



PSD 100kHz Plot on Channel 39

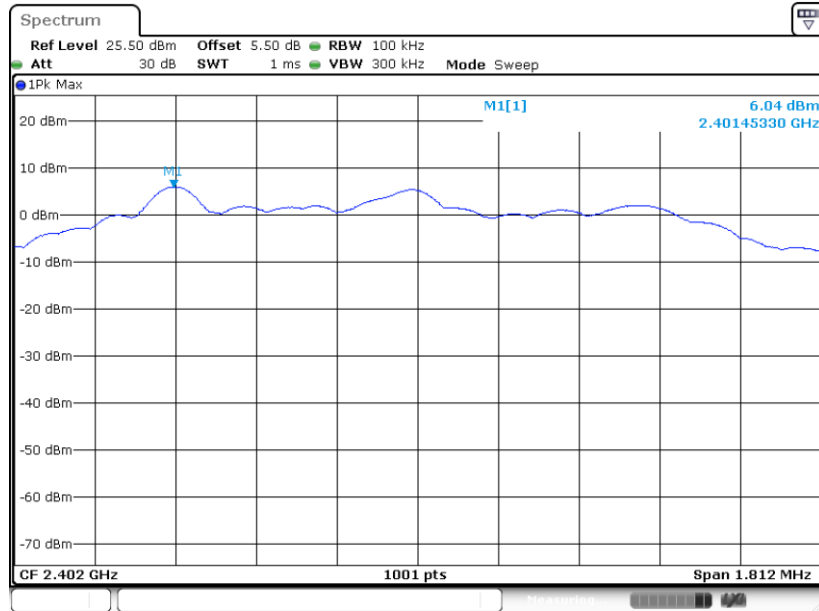


Date: 13.JUN.2022 20:50:05



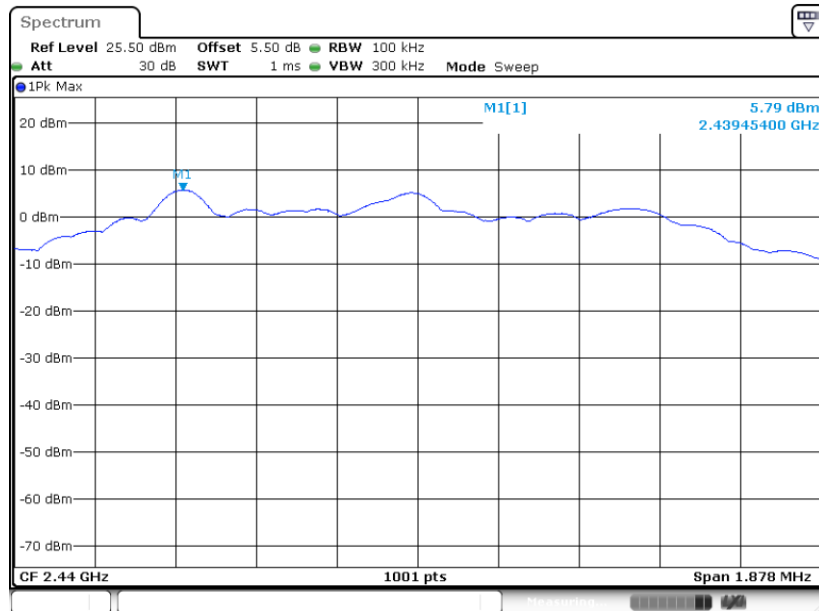
Bluetooth LE 2Mbps:

PSD 100kHz Plot on Channel 00



Date: 14.JUN.2022 20:18:37

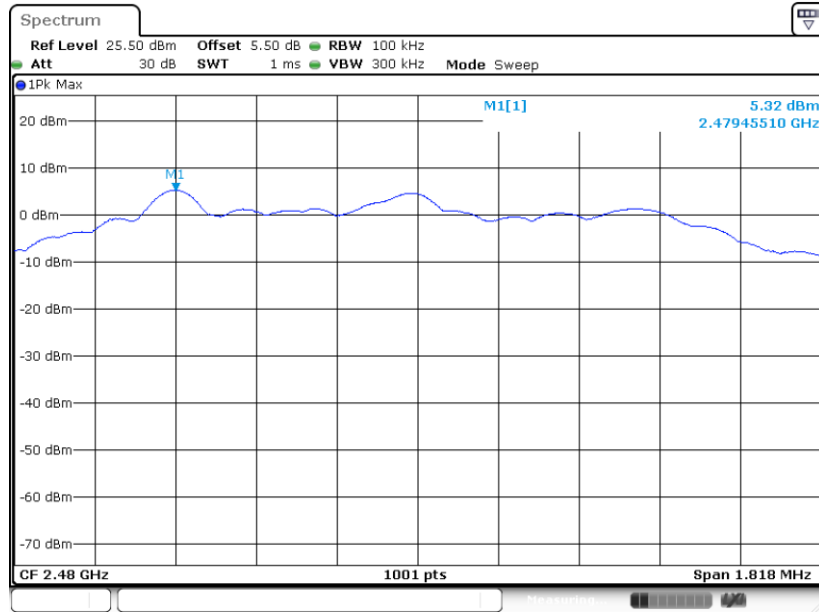
PSD 100kHz Plot on Channel 19



Date: 14.JUN.2022 20:21:10



PSD 100kHz Plot on Channel 39



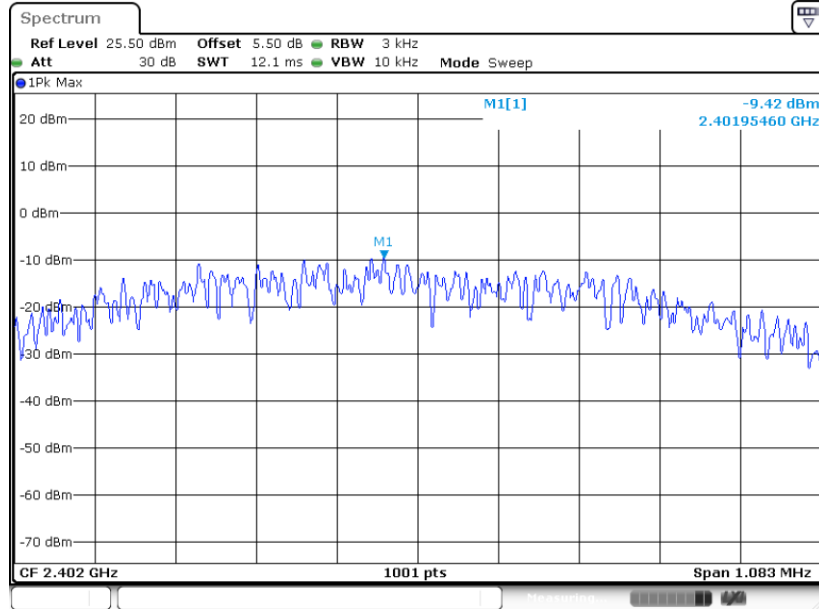
Date: 14.JUN.2022 20:23:22



3.3.7 Test Result of Power Spectral Density Plots (3kHz)

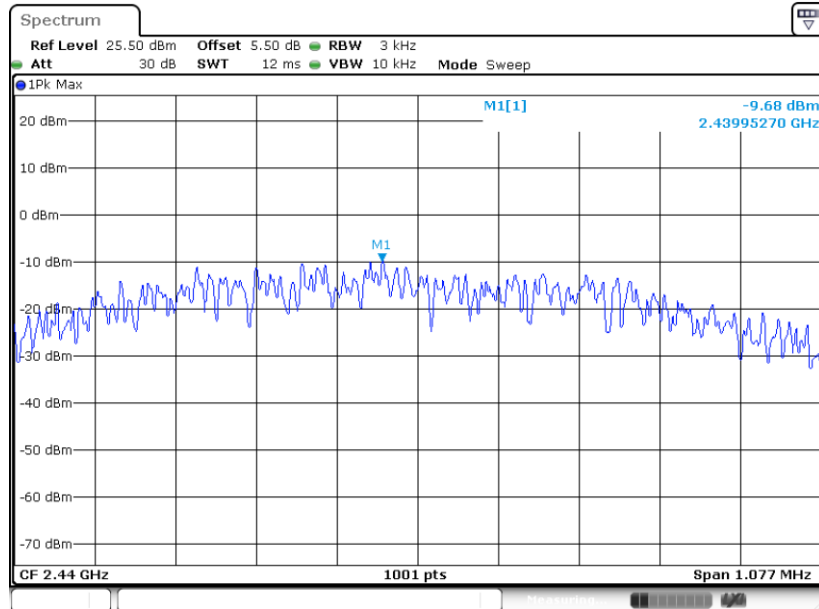
Bluetooth LE 1Mbps:

PSD 3kHz Plot on Channel 00



Date: 13.JUN.2022 20:44:17

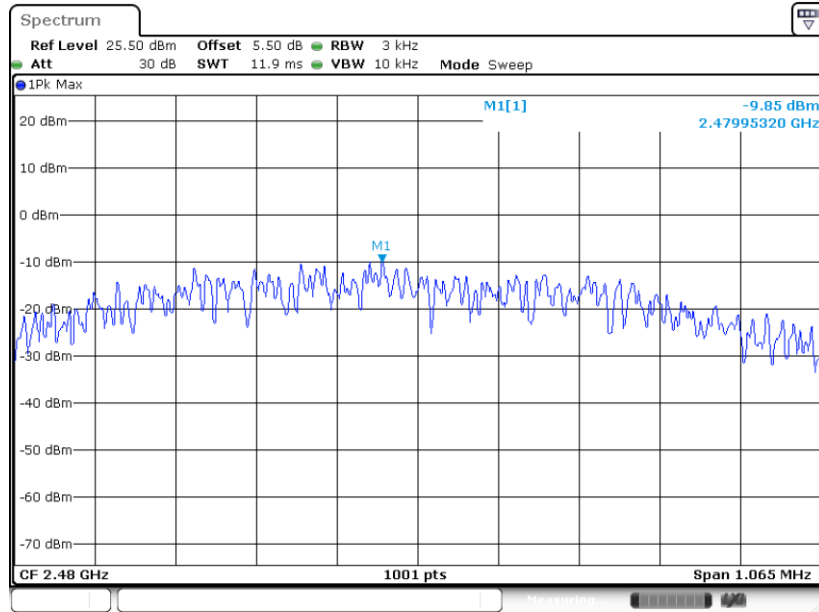
PSD 3kHz Plot on Channel 19



Date: 13.JUN.2022 20:47:29



PSD 3kHz Plot on Channel 39

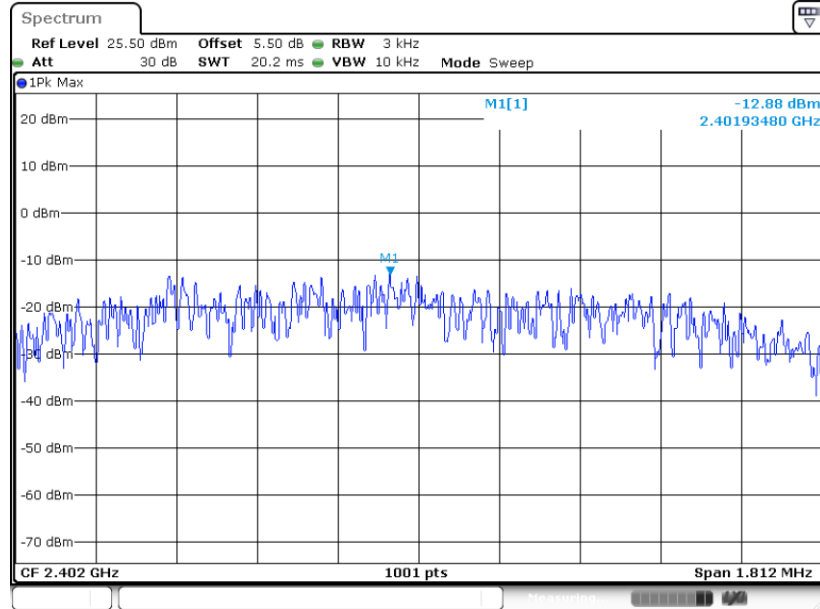


Date: 13.JUN.2022 20:49:46



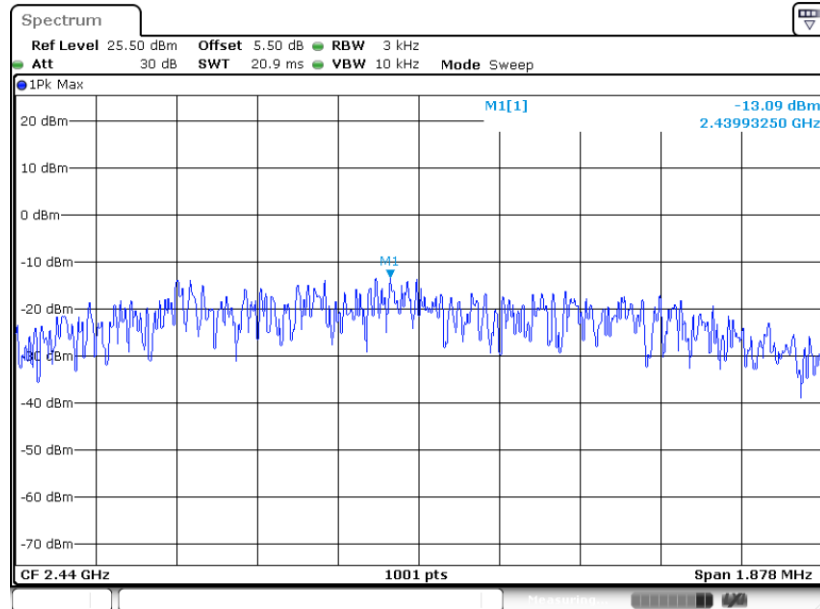
Bluetooth LE 2Mbps:

PSD 3kHz Plot on Channel 00



Date: 14.JUN.2022 20:18:16

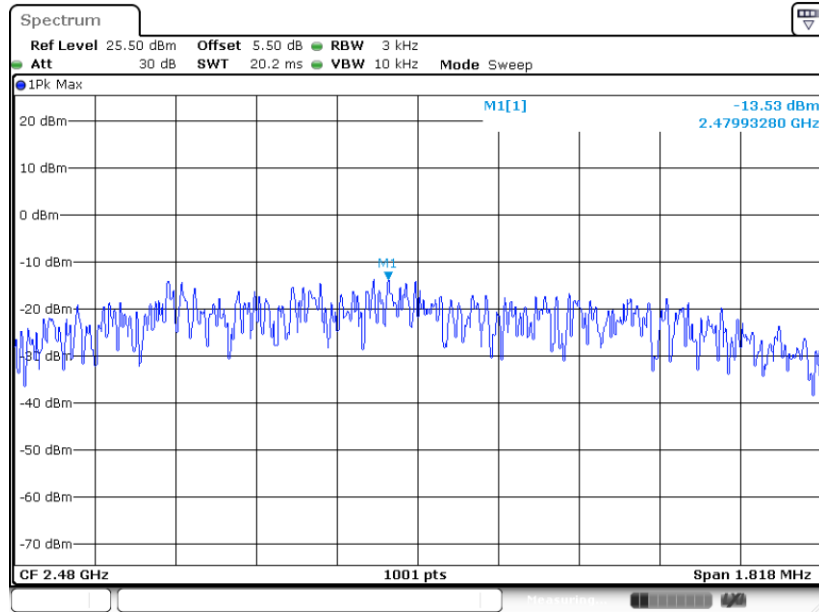
PSD 3kHz Plot on Channel 19



Date: 14.JUN.2022 20:20:49



PSD 3kHz Plot on Channel 39



Date: 14.JUN.2022 20:23:01

3.4 Conducted Band Edges and Spurious Emission Measurement

3.4.1 Limit of Conducted Band Edges and Spurious Emission

All harmonics/spurious must be at least 20 dB down from the highest emission level within the authorized band.

3.4.2 Measuring Instruments

The section 4.0 of List of Measuring Equipment of this test report is used for test.

3.4.3 Test Procedure

1. The testing follows ANSI C63.10-2013 clause 11.13
2. The RF output of EUT was connected to the spectrum analyzer by RF cable and attenuator. The path loss was compensated to the results for each measurement.
3. Set to the maximum power setting and enable the EUT transmit continuously.
4. Set RBW = 100 kHz, VBW=300 kHz, Peak Detector. Unwanted Emissions measured in any 100 kHz bandwidth outside of the authorized frequency band shall be attenuated by at least 20 dB relative to the maximum in-band peak PSD level in 100 kHz when maximum peak conducted output power procedure is used. If the transmitter complies with the conducted power limits based on the use of RMS averaging over a time interval, the attenuation required under this paragraph shall be 30 dB instead of 20 dB.
5. Measure and record the results in the test report.
6. The RF fundamental frequency should be excluded against the limit line in the operating frequency band.

3.4.4 Test Setup

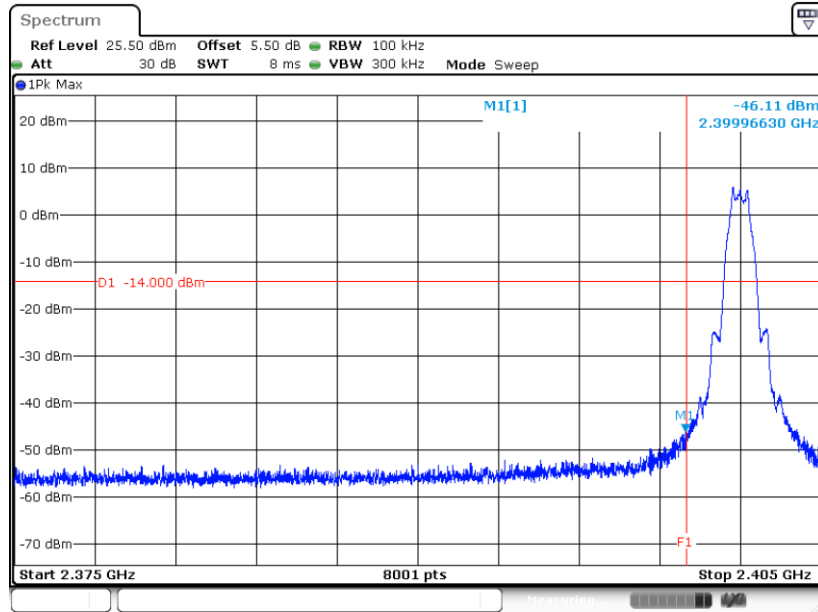




3.4.5 Test Result of Conducted Band Edges Plots

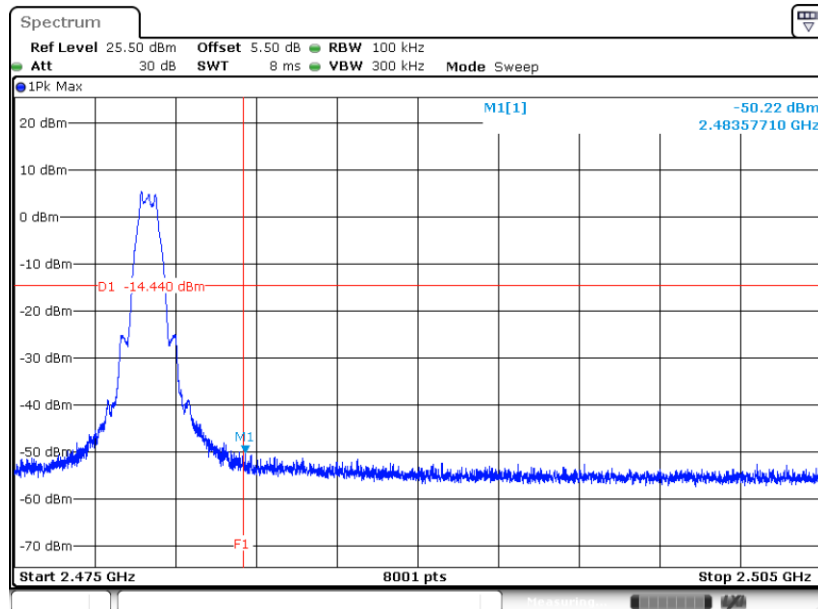
Bluetooth LE 1Mbps:

Low Band Edge Plot on Channel 00



Date: 13.JUN.2022 20:44:55

High Band Edge Plot on Channel 39

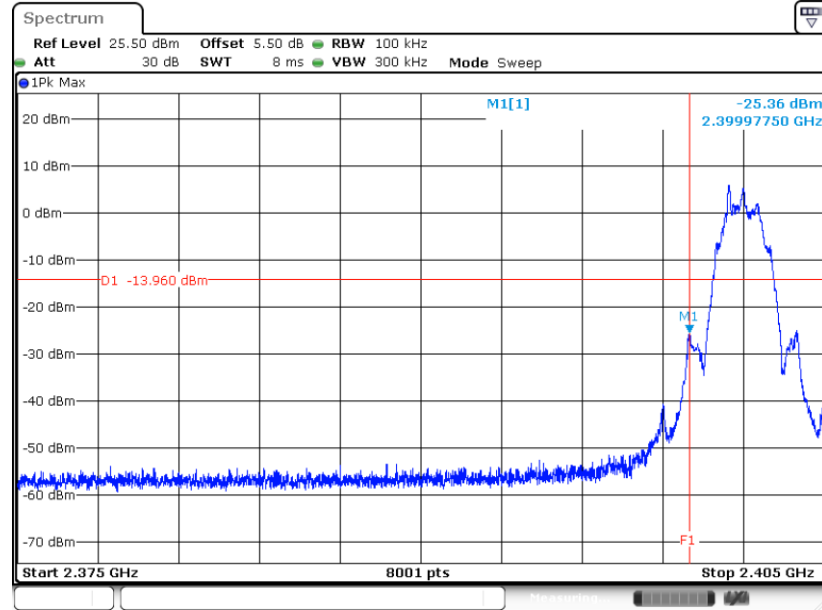


Date: 13.JUN.2022 20:50:24



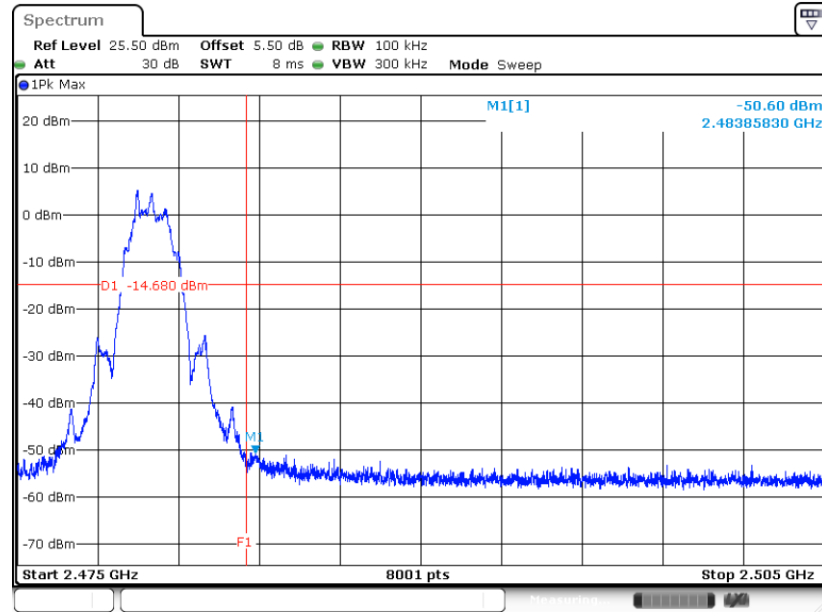
Bluetooth LE 2Mbps:

Low Band Edge Plot on Channel 00



Date: 14.JUN.2022 20:18:58

High Band Edge Plot on Channel 39



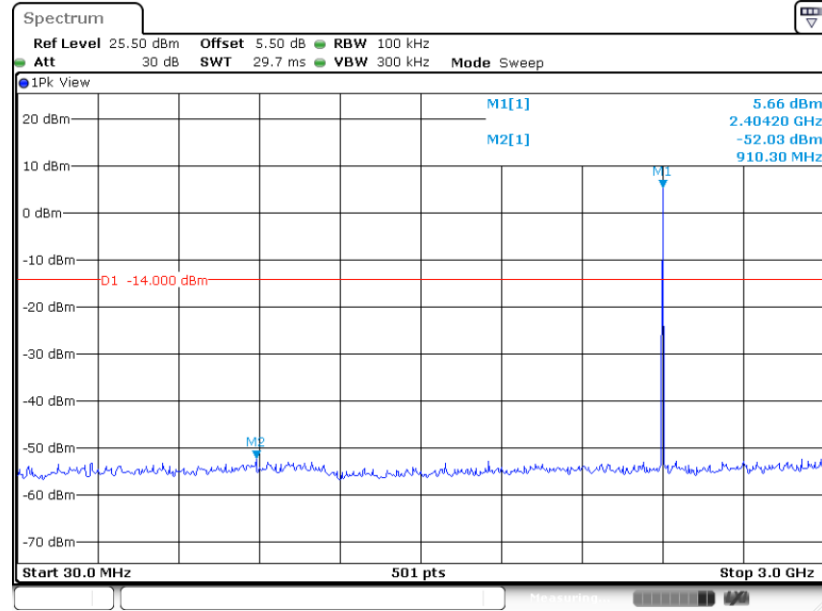
Date: 14.JUN.2022 20:23:42



3.4.6 Test Result of Conducted Spurious Emission Plots

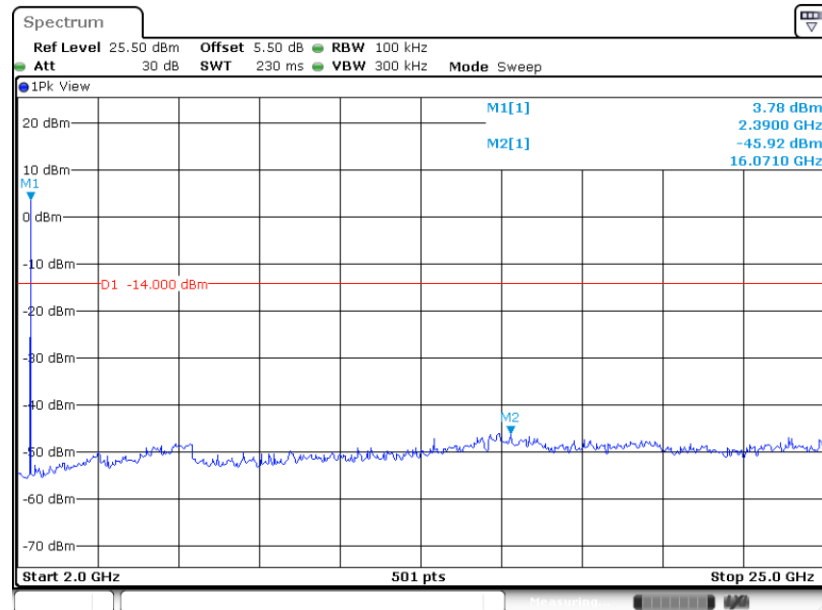
Bluetooth LE 1Mbps:

Conducted Spurious Emission Plot on Bluetooth LE 1Mbps GFSK Channel 00



Date: 13.JUN.2022 20:46:24

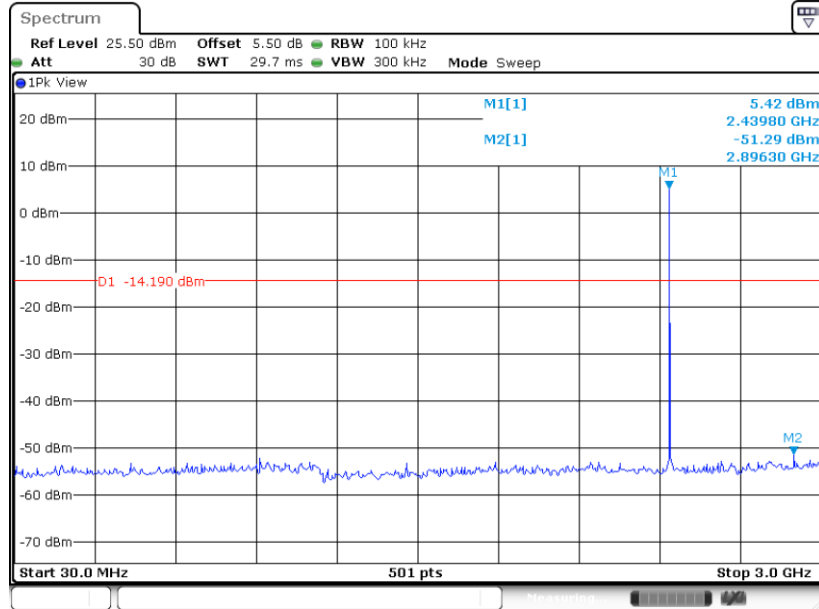
Conducted Spurious Emission Plot on Bluetooth LE 1Mbps GFSK Channel 00



Date: 13.JUN.2022 20:46:36

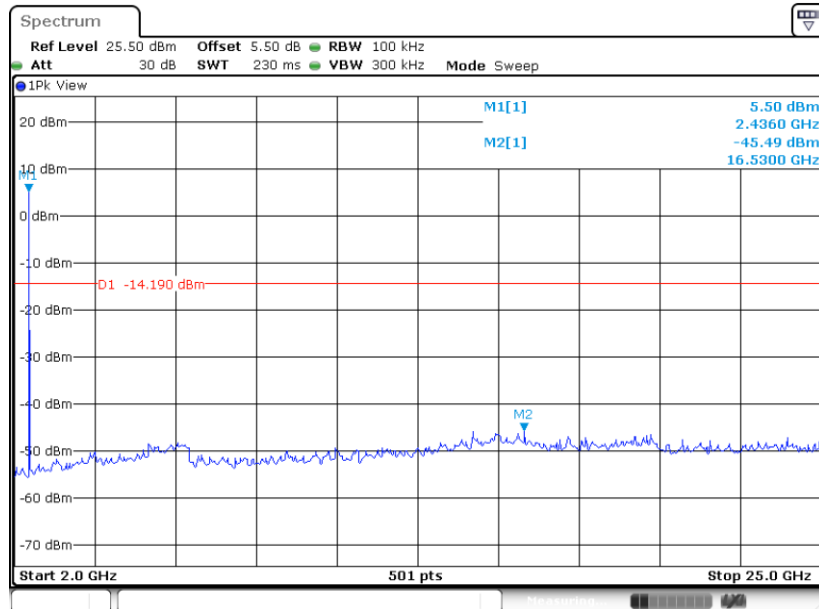


Conducted Spurious Emission Plot on Bluetooth LE 1Mbps GFSK Channel 19



Date: 13.JUN.2022 20:48:28

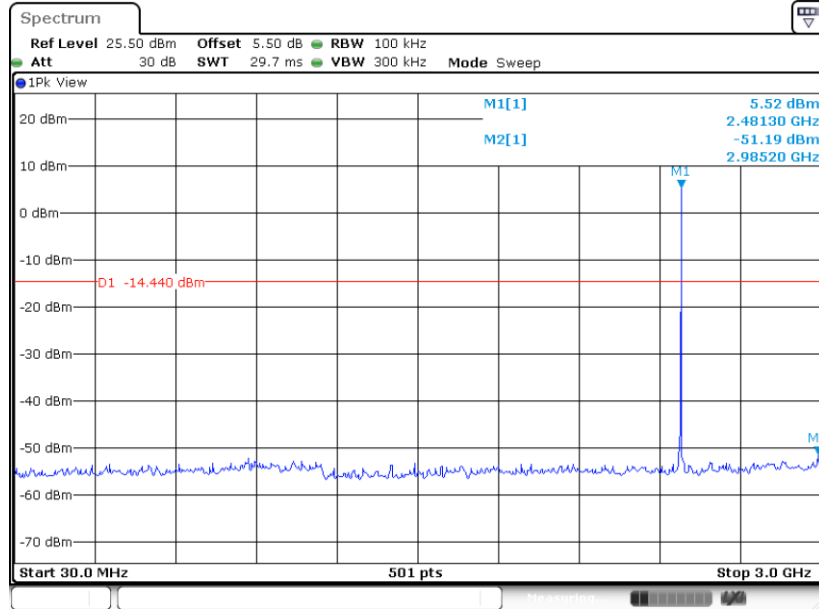
Conducted Spurious Emission Plot on Bluetooth LE 1Mbps GFSK Channel 19



Date: 13.JUN.2022 20:48:48

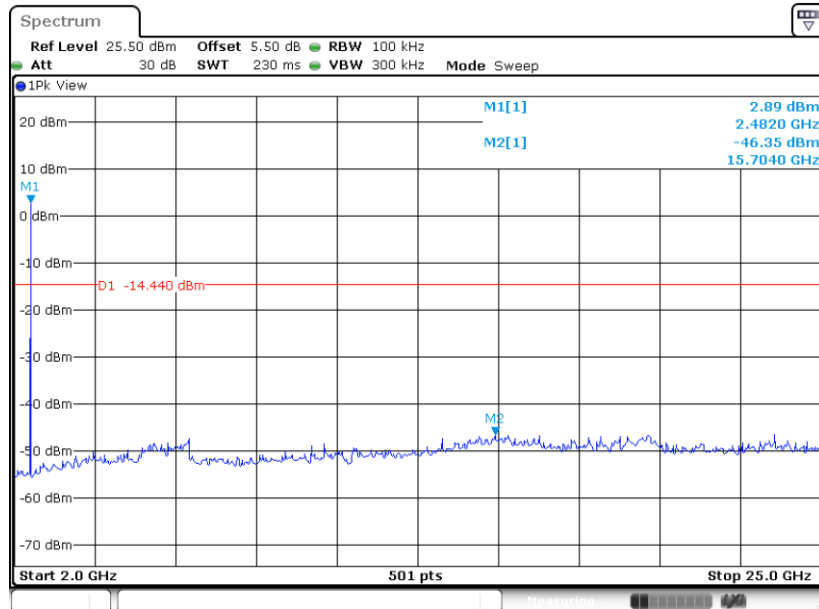


Conducted Spurious Emission Plot on Bluetooth LE 1Mbps GFSK Channel 39



Date: 13.JUN.2022 20:50:45

Conducted Spurious Emission Plot on Bluetooth LE 1Mbps GFSK Channel 39

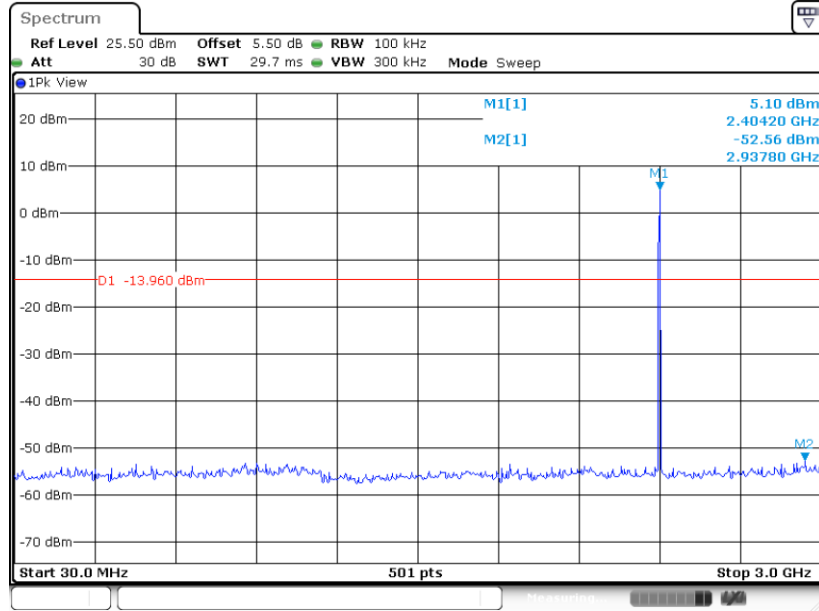


Date: 13.JUN.2022 20:51:05



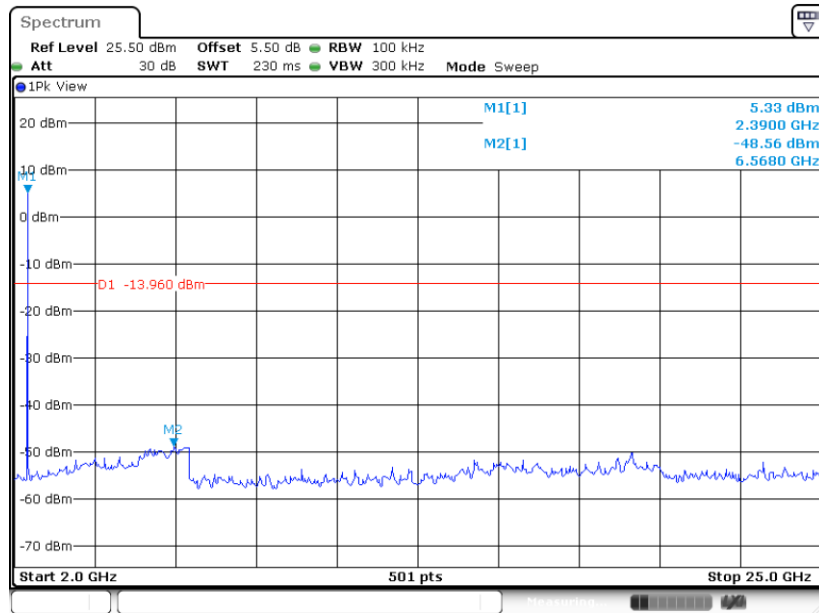
Bluetooth LE 2Mbps:

Conducted Spurious Emission Plot on Bluetooth LE 1Mbps
GFSK Channel 00



Date: 14.JUN.2022 20:19:21

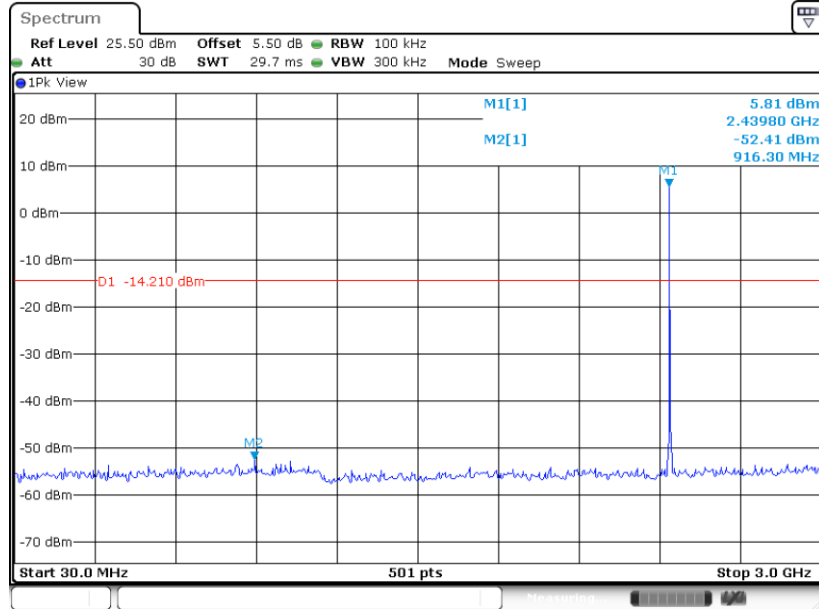
Conducted Spurious Emission Plot on Bluetooth LE 1Mbps
GFSK Channel 00



Date: 14.JUN.2022 20:19:42

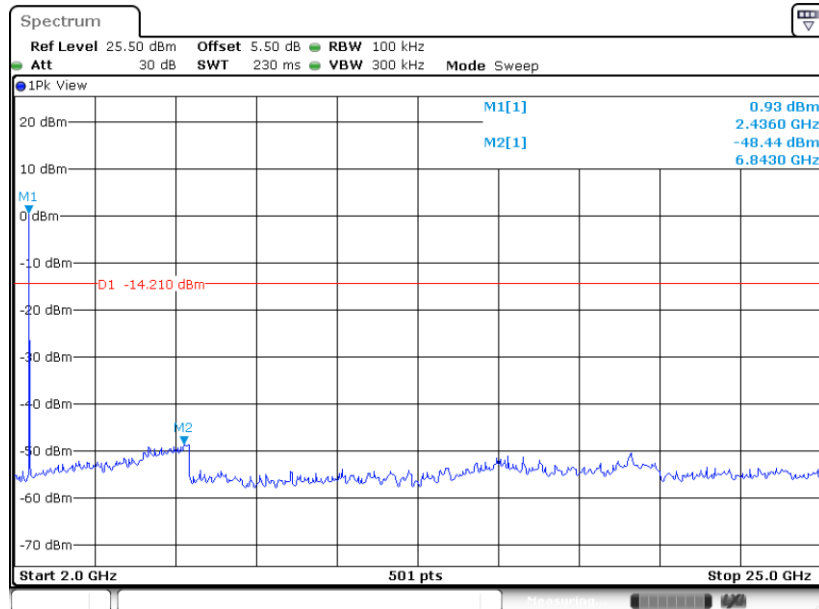


Conducted Spurious Emission Plot on Bluetooth LE 1Mbps GFSK Channel 19



Date: 14.JUN.2022 20:21:33

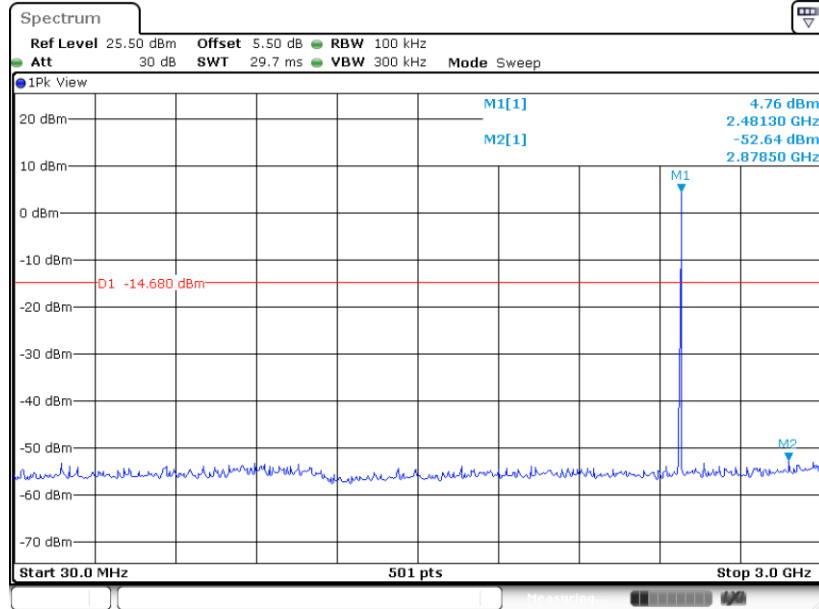
Conducted Spurious Emission Plot on Bluetooth LE 1Mbps GFSK Channel 19



Date: 14.JUN.2022 20:21:55

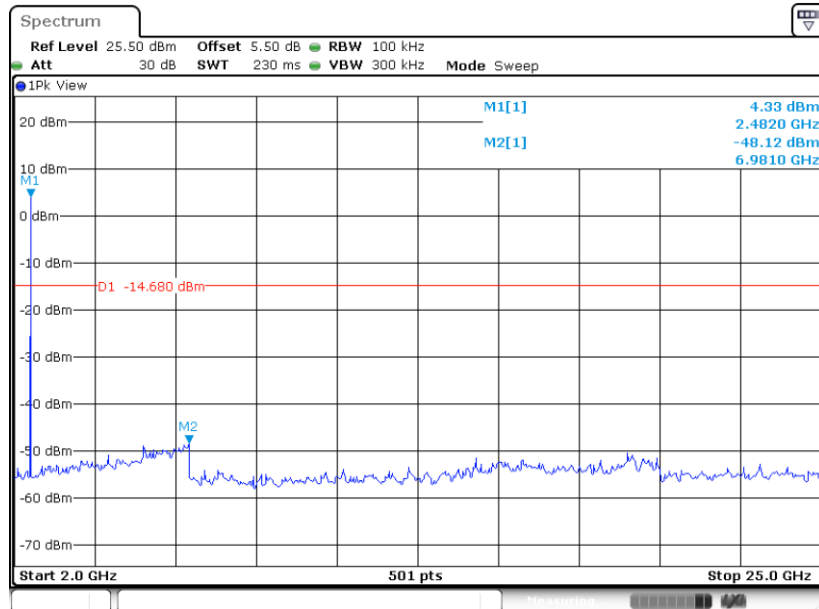


Conducted Spurious Emission Plot on Bluetooth LE 1Mbps GFSK Channel 39



Date: 14.JUN.2022 20:24:05

Conducted Spurious Emission Plot on Bluetooth LE 1Mbps GFSK Channel 39



Date: 14.JUN.2022 20:24:27



3.5 Radiated Band Edges and Spurious Emission Measurement

3.5.1 Limit of Radiated Band Edges and Spurious Emission

In any 100 kHz bandwidth outside the intentional radiator frequency band, all harmonics/spurious must be at least 20 dB below the highest emission level within the authorized band. If the output power of this device was measured by spectrum analyzer, the attenuation under this paragraph shall be 30 dB instead of 20 dB. In addition, radiated emissions which fall in the restricted bands must also comply with the limits as below.

Frequency (MHz)	Field Strength (microvolts/meter)	Measurement Distance (meters)
0.009 – 0.490	2400/F(kHz)	300
0.490 – 1.705	24000/F(kHz)	30
1.705 – 30.0	30	30
30 – 88	100	3
88 – 216	150	3
216 - 960	200	3
Above 960	500	3

3.5.2 Measuring Instruments

The section 4.0 of List of Measuring Equipment of this test report is used for test.

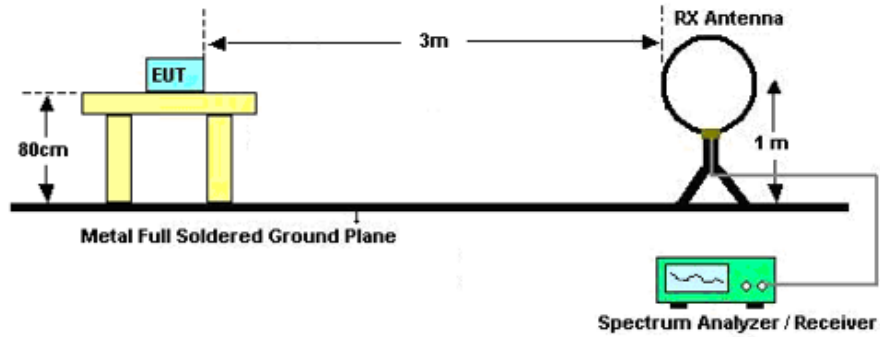


3.5.3 Test Procedures

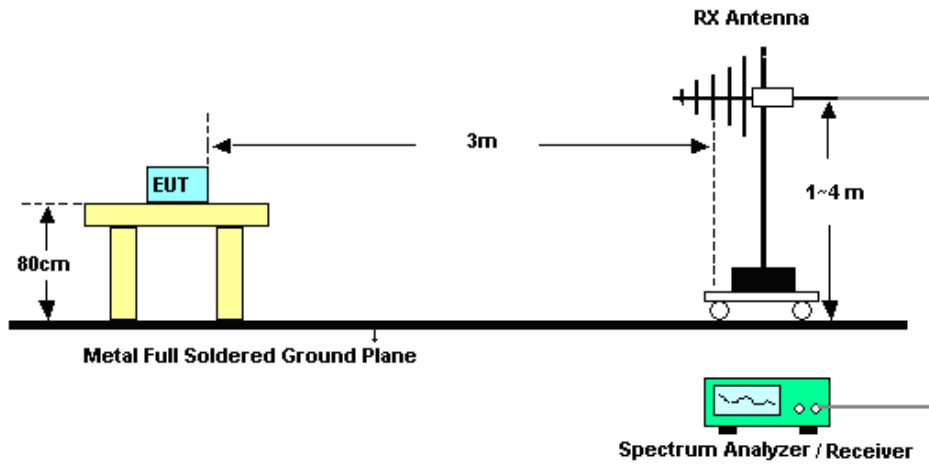
1. The testing follows ANSI C63.10-2013 clause 11.11 & 11.12
2. The EUT was arranged to its worst case and then tune the antenna tower (from 1 m to 4 m) and turntable (from 0 degree to 360 degrees) to find the maximum reading. A pre-amp and a high pass filter are used for the test in order to get better signal level.
3. The EUT was placed on a turntable with 0.8 meter for frequency below 1GHz and 1.5 meter for frequency above 1GHz respectively above ground.
4. The EUT was set 3 meters from the interference receiving antenna, which was mounted on the top of a variable height antenna tower.
5. Corrected Reading: Antenna Factor + Cable Loss + Read Level - Preamp Factor = Level
6. For testing below 1GHz, if the emission level of the EUT in peak mode was 3 dB lower than the limit specified, then peak values of EUT will be reported, otherwise, the emissions will be repeated one by one using the CISPR quasi-peak method and reported.
7. For testing above 1GHz, the emission level of the EUT in peak mode was 20dB lower than peak limit (that means the emission level in average mode also complies with the limit in average mode), then peak values of EUT will be reported, otherwise, the emissions will be measured in average mode again and reported.
8. Use the following spectrum analyzer settings:
 - (1) Span shall wide enough to fully capture the emission being measured;
 - (2) Set RBW=100 kHz for $f < 1$ GHz; $VBW \geq RBW$; Sweep = auto; Detector function = peak; Trace = max hold;
 - (3) Set RBW = 1 MHz, VBW= 3MHz for $f \geq 1$ GHz for peak measurement.
For average measurement:
 - $VBW = 10$ Hz, when duty cycle is no less than 98 percent.
 - $VBW \geq 1/T$, when duty cycle is less than 98 percent where T is the minimum transmission duration over which the transmitter is on and is transmitting at its maximum power control level for the tested mode of operation.

3.5.4 Test Setup

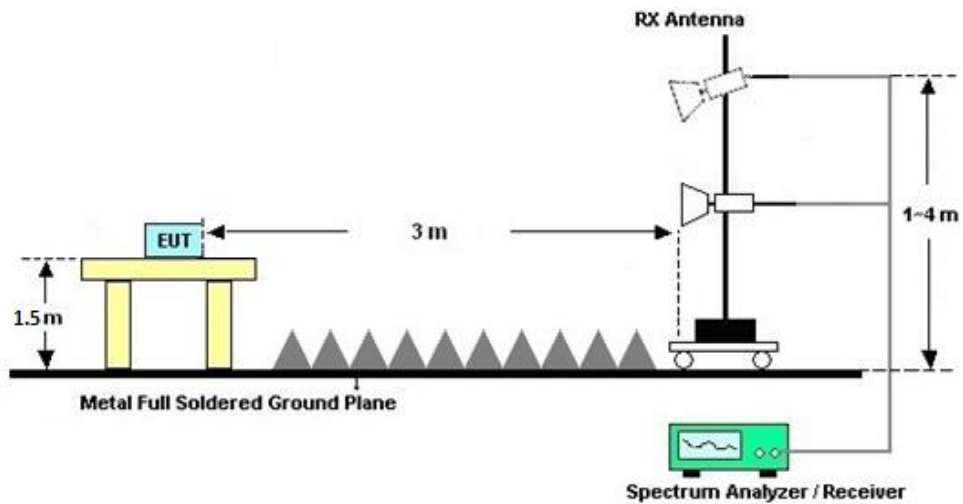
For radiated emissions below 30MHz



For radiated emissions from 30MHz to 1GHz



For radiated emissions above 1GHz





3.5.5 Test Results of Radiated Spurious Emissions (9 kHz ~ 30 MHz)

The low frequency, which started from 9 kHz to 30MHz, was pre-scanned and the result which was 20dB lower than the limit line was not reported.

There is a comparison data of both open-field test site and semi-Anechoic chamber, and the result came out very similar.

3.5.6 Test Result of Radiated Spurious at Band Edges

Please refer to Appendix C & D.

3.5.7 Duty Cycle

Please refer to Appendix E.

3.5.8 Test Result of Radiated Spurious Emission (30MHz ~ 10th Harmonic or 40GHz, whichever is lower)

Please refer to Appendix C & D.



3.6 AC Conducted Emission Measurement

3.6.1 Limit of AC Conducted Emission

For equipment that is designed to be connected to the public utility (AC) power line, the radio frequency voltage that is conducted back onto the AC power line on any frequency or frequencies within the band 150 kHz to 30 MHz shall not exceed the limits in the following table.

Frequency of emission (MHz)	Conducted limit (dBµV)	
	Quasi-peak	Average
0.15-0.5	66 to 56*	56 to 46*
0.5-5	56	46
5-30	60	50

*Decreases with the logarithm of the frequency.

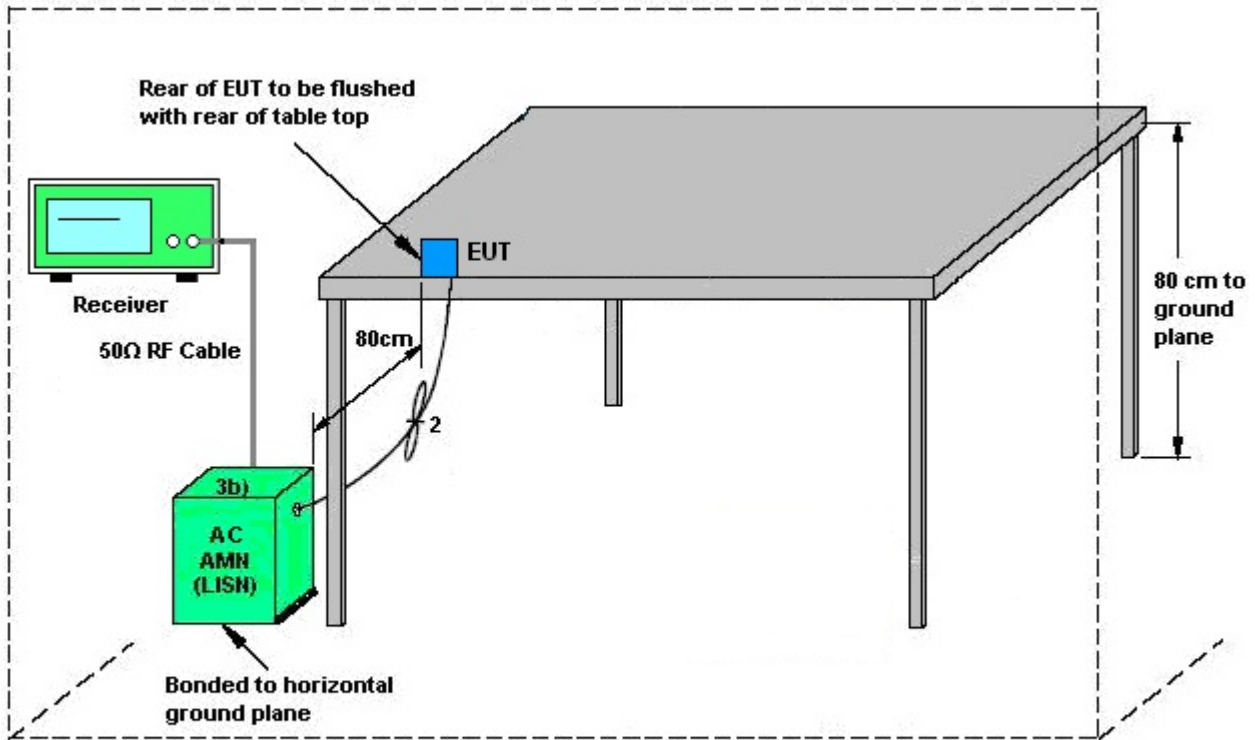
3.6.2 Measuring Instruments

The section 4.0 of List of Measuring Equipment of this test report is used for test.

3.6.3 Test Procedures

1. The EUT was placed 0.4 meter from the conducting wall of the shielding room was kept at least 80 centimeters from any other grounded conducting surface.
2. Connect EUT to the power mains through a line impedance stabilization network (LISN).
3. All the support units are connecting to the other LISN.
4. The LISN provides 50 ohm coupling impedance for the measuring instrument.
5. The FCC states that a 50 ohm, 50 microhenry LISN should be used.
6. Both sides of AC line were checked for maximum conducted interference.
7. The frequency range from 150 kHz to 30 MHz was searched.
8. Set the test-receiver system to Peak Detect Function and specified bandwidth (IF Bandwidth = 9kHz) with Maximum Hold Mode. Then measurement is also conducted by Average Detector and Quasi-Peak Detector Function respectively.

3.6.4 Test Setup



AMN = Artificial mains network (LISH)
AE = Associated equipment
EUT = Equipment under test
ISN = Impedance stabilization network

3.6.5 Test Result of AC Conducted Emission

Please refer to Appendix B.



3.7 Antenna Requirements

3.7.1 Standard Applicable

If directional gain of transmitting antennas is greater than 6dBi, the power shall be reduced by the same level in dB comparing to gain minus 6dBi. The use of a permanently attached antenna or of an antenna that uses a unique coupling to the intentional radiator shall be considered sufficient to comply with the rule.

3.7.2 Antenna Anti-Replacement Construction

An embedded-in antenna design is used.

3.7.3 Antenna Gain

The antenna peak gain of EUT is less than 6 dBi. Therefore, it is not necessary to reduce maximum peak output power limit.



4 List of Measuring Equipment

Instrument	Manufacturer	Model No.	Serial No.	Characteristics	Calibration Date	Test Date	Due Date	Remark
Spectrum Analyzer	R&S	FSV40	101040	10Hz~40GHz	Oct. 14, 2021	Jun. 02, 2022 Jun. 14, 2022	Oct. 13, 2022	Conducted (TH01-KS)
Pulse Power Sensor	Anritsu	MA2411B	0917070	300MHz~40GHz	Jan. 05, 2022	Jun. 02, 2022 Jun. 14, 2022	Jan. 04, 2023	Conducted (TH01-KS)
Power Meter	Anritsu	ML2495A	1005002	50MHz Bandwidth	Jan. 05, 2022	Jun. 02, 2022 Jun. 14, 2022	Jan. 04, 2023	Conducted (TH01-KS)
EMI Test Receiver	Keysight	N9038A	MY56400004	3Hz~8.5GHz;MAX x 30dBm	Oct. 16, 2021	Jun. 21, 2022	Oct. 15, 2022	Radiation (03CH05-KS)
EXA Spectrum Analyzer	Keysight	N9010B	MY57471084	10Hz~44G,MAX 30dB	Jul. 12, 2021	Jun. 21, 2022	Jul. 11, 2022	Radiation (03CH05-KS)
Loop Antenna	R&S	HFH2-Z2	100321	9kHz~30MHz	Oct. 30, 2021	Jun. 21, 2022	Oct. 29, 2022	Radiation (03CH05-KS)
Bilog Antenna	TeseQ	CBL6111D	49922	30MHz-1GHz	Jun. 04, 2022	Jun. 21, 2022	Jun. 03, 2023	Radiation (03CH05-KS)
Double Ridge Horn Antenna	ETS-Lindgren	3117	75957	1GHz~18GHz	Nov. 08, 2021	Jun. 21, 2022	Nov. 07, 2022	Radiation (03CH05-KS)
SHF-EHF Horn	Com-power	AH-840	101070	18GHz~40GHz	Jan. 05, 2022	Jun. 21, 2022	Jan. 04, 2023	Radiation (03CH05-KS)
Amplifier	SONOMA	310N	380826	9KHz-1GHz	Jul. 30, 2021	Jun. 21, 2022	Jul. 09, 2022	Radiation (03CH05-KS)
Amplifier	MITEQ	EM18G40GGA	060728	18~40GHz	Jan. 05, 2022	Jun. 21, 2022	Jan. 04, 2023	Radiation (03CH05-KS)
high gain Amplifier	MITEQ	AMF-7D-00101800-30-10P	2012228	1Ghz-18Ghz	Oct. 16, 2021	Jun. 21, 2022	Oct. 15, 2022	Radiation (03CH05-KS)
Amplifier	Keysight	83017A	MY53270316	500MHz~26.5GHz	Oct. 16, 2021	Jun. 21, 2022	Oct. 15, 2022	Radiation (03CH05-KS)
AC Power Source	Chroma	61601	F104090004	N/A	NCR	Jun. 21, 2022	NCR	Radiation (03CH05-KS)
Turn Table	ChamPro	EM 1000-T	060762-T	0~360 degree	NCR	Jun. 21, 2022	NCR	Radiation (03CH05-KS)
Antenna Mast	ChamPro	EM 1000-A	060762-A	1 m~4 m	NCR	Jun. 21, 2022	NCR	Radiation (03CH05-KS)
EMI Receiver	R&S	ESCI7	100768	9kHz~7GHz;	May 24, 2022	Jun. 17, 2022	May 23, 2023	Conduction (CO01-KS)
AC LISN (for auxiliary equipment)	MessTec	AN3016	060103	9kHz~30MHz	Oct. 14, 2021	Jun. 17, 2022	Oct. 13, 2022	Conduction (CO01-KS)
AC LISN	MessTec	AN3016	060105	9kHz~30MHz	May 24, 2022	Jun. 17, 2022	May 23, 2023	Conduction (CO01-KS)
AC Power Source	Chroma	61602	ABP00000811	AC 0V~300V, 45Hz~1000Hz	Oct. 14, 2021	Jun. 17, 2022	Oct. 13, 2022	Conduction (CO01-KS)

NCR: No Calibration Required



5 Uncertainty of Evaluation

The measurement uncertainties shown below were calculated in accordance with the requirements of ANSI 63.10-2013. All the measurement uncertainty value were shown with a coverage K=2 to indicate 95% level of confidence. The measurement data show herein meets or exceeds the CISPR measurement uncertainty values specified in CISPR 16-4-2 and can be compared directly to specified limit to determine compliance.

Uncertainty of Conducted Measurement

Test Item	Uncertainty
Conducted Power	±0.56 dB
Conducted Emissions	±0.92 dB
Occupied Channel Bandwidth	±0.03 %
Conducted Power Spectral Density	±0.54 dB

Uncertainty of Conducted Emission Measurement (150 kHz ~ 30 MHz)

Measuring Uncertainty for a Level of Confidence of 95% (U = 2Uc(y))	2.94dB
---	--------

Uncertainty of Radiated Emission Measurement (30 MHz ~ 1000 MHz)

Measuring Uncertainty for a Level of Confidence of 95% (U = 2Uc(y))	5.0dB
---	-------

Uncertainty of Radiated Emission Measurement (1000 MHz ~ 18000 MHz)

Measuring Uncertainty for a Level of Confidence of 95% (U = 2Uc(y))	5.0dB
---	-------

Uncertainty of Radiated Emission Measurement (18000 MHz ~ 40000 MHz)

Measuring Uncertainty for a Level of Confidence of 95% (U = 2Uc(y))	5.0dB
---	-------

----- THE END -----



Appendix A. Conducted Test Results

Bluetooth Low Energy

Test Engineer:	Jiang Jun	Temperature:	20~26	°C
Test Date:	2022.6.13~2022.6.14	Relative Humidity:	40~51	%

TEST RESULTS DATA
6dB and 99% Occupied Bandwidth

Mod.	Data Rate	NTX	CH.	Freq. (MHz)	99% Occupied BW (MHz)	6dB BW (MHz)	6dB BW Limit (MHz)	Pass/Fail
BLE	1Mbps	1	0	2402	1.035	0.72	0.50	Pass
BLE	1Mbps	1	19	2440	1.035	0.72	0.50	Pass
BLE	1Mbps	1	39	2480	1.035	0.71	0.50	Pass

TEST RESULTS DATA
Peak Power Table

Mod.	Data Rate	NTX	CH.	Freq. (MHz)	Peak Conducted Power (dBm)	Conducted Power Limit (dBm)	DG (dBi)	EIRP Power (dBm)	EIRP Power Limit (dBm)	Pass /Fail
BLE	1Mbps	1	0	2402	6.77	30.00	1.50	8.27	36.00	Pass
BLE	1Mbps	1	19	2440	6.81	30.00	1.50	8.31	36.00	Pass
BLE	1Mbps	1	39	2480	6.83	30.00	1.50	8.33	36.00	Pass

TEST RESULTS DATA
Average Power Table
(Reporting Only)

Mod.	Data Rate	NTX	CH.	Freq. (MHz)	Duty Factor (dB)	Average Conducted Power (dBm)
BLE	1Mbps	1	0	2402	2.04	6.73
BLE	1Mbps	1	19	2440	2.04	6.78
BLE	1Mbps	1	39	2480	2.04	6.79

TEST RESULTS DATA
Peak Power Density

Mod.	Data Rate	NTX	CH.	Freq. (MHz)	Peak PSD (dBm /100kHz)	Peak PSD (dBm /3kHz)	DG (dBi)	Peak PSD Limit (dBm /3kHz)	Pass/Fail
BLE	1Mbps	1	0	2402	6.00	-9.42	1.50	8.00	Pass
BLE	1Mbps	1	19	2440	5.81	-9.68	1.50	8.00	Pass
BLE	1Mbps	1	39	2480	5.56	-9.85	1.50	8.00	Pass

Note: PSD (dBm/ 100kHz) is a reference level used for Conducted Band Edges and Conducted Spurious Emission 20dBc limit.

Bluetooth Low Energy

Test Engineer:	Jiang Jun	Temperature:	20~26	°C
Test Date:	2022.6.13~2022.6.14	Relative Humidity:	40~51	%

TEST RESULTS DATA
6dB and 99% Occupied Bandwidth

Mod.	Data Rate	N _{TX}	CH.	Freq. (MHz)	99% Occupied BW (MHz)	6dB BW (MHz)	6dB BW Limit (MHz)	Pass/Fail
BLE	2Mbps	1	0	2402	2.046	1.21	0.50	Pass
BLE	2Mbps	1	19	2440	2.042	1.25	0.50	Pass
BLE	2Mbps	1	39	2480	2.042	1.21	0.50	Pass

TEST RESULTS DATA
Peak Power Table

Mod.	Data Rate	N _{TX}	CH.	Freq. (MHz)	Peak Conducted Power (dBm)	Conducted Power Limit (dBm)	DG (dBi)	EIRP Power (dBm)	EIRP Power Limit (dBm)	Pass /Fail
BLE	2Mbps	1	0	2402	6.87	30.00	1.50	8.37	36.00	Pass
BLE	2Mbps	1	19	2440	6.81	30.00	1.50	8.31	36.00	Pass
BLE	2Mbps	1	39	2480	6.82	30.00	1.50	8.32	36.00	Pass

TEST RESULTS DATA
Average Power Table
(Reporting Only)

Mod.	Data Rate	N _{TX}	CH.	Freq. (MHz)	Duty Factor (dB)	Average Conducted Power (dBm)
BLE	2Mbps	1	0	2402	4.77	6.83
BLE	2Mbps	1	19	2440	4.77	6.78
BLE	2Mbps	1	39	2480	4.77	6.80

TEST RESULTS DATA
Peak Power Density

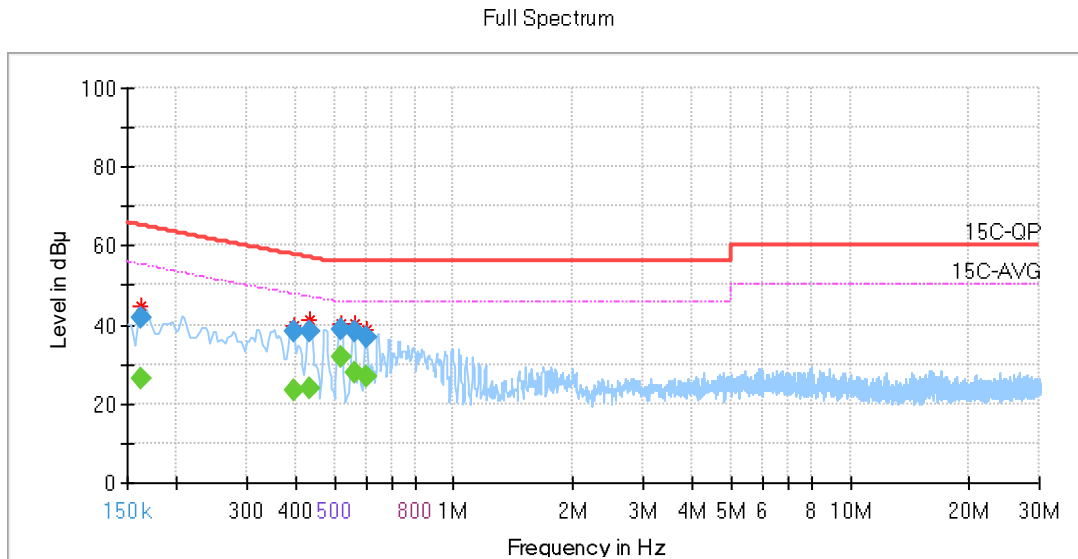
Mod.	Data Rate	N _{TX}	CH.	Freq. (MHz)	Peak PSD (dBm /100kHz)	Peak PSD (dBm /3kHz)	DG (dBi)	Peak PSD Limit (dBm /3kHz)	Pass/Fail
BLE	2Mbps	1	0	2402	6.04	-12.88	1.50	8.00	Pass
BLE	2Mbps	1	19	2440	5.79	-13.09	1.50	8.00	Pass
BLE	2Mbps	1	39	2480	5.32	-13.53	1.50	8.00	Pass

Note: PSD (dBm/ 100kHz) is a reference level used for Conducted Band Edges and Conducted Spurious Emission 20dBc limit.



Appendix B. AC Conducted Emission Test Results

Test Engineer :	Amos Zhang	Temperature :	24.2~25.6°C
		Relative Humidity :	37~39%
Test Voltage :	120Vac / 60Hz	Phase :	Line
Remark :	All emissions not reported here are more than 10 dB below the prescribed limit.		

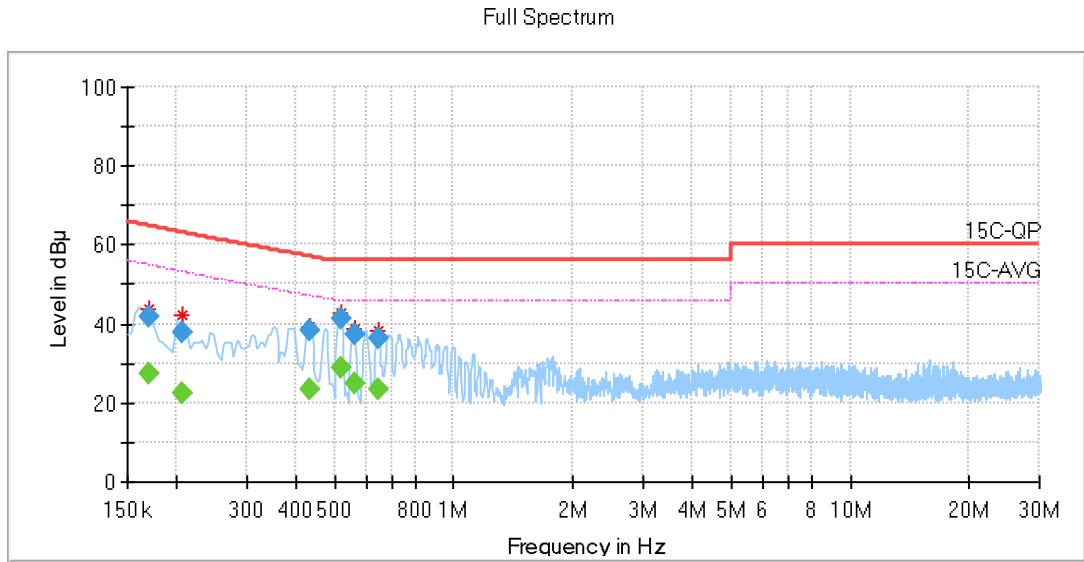


Final_Result

Frequency (MHz)	QuasiPeak (dBuV)	CAverage (dBuV)	Limit (dBuV)	Margin (dB)	Line	Filter	Corr. (dB)
0.162675	---	26.52	55.26	28.74	L1	OFF	20.1
0.162675	41.93	---	65.27	23.35	L1	OFF	20.1
0.393300	---	23.27	47.84	24.57	L1	OFF	19.9
0.393300	38.53	---	57.87	19.34	L1	OFF	19.9
0.434344	---	24.11	47.07	22.96	L1	OFF	19.8
0.434344	38.50	---	57.09	18.59	L1	OFF	19.8
0.520162	---	31.89	46.00	14.11	L1	OFF	19.8
0.520162	38.68	---	56.00	17.32	L1	OFF	19.8
0.561206	---	27.96	46.00	18.04	L1	OFF	19.8
0.561206	38.38	---	56.00	17.62	L1	OFF	19.8
0.603731	---	26.86	46.00	19.14	L1	OFF	19.8
0.603731	36.92	---	56.00	19.08	L1	OFF	19.8



Test Engineer :	Amos Zhang	Temperature :	24.2~25.6°C
		Relative Humidity :	37~39%
Test Voltage :	120Vac / 60Hz	Phase :	Neutral
Remark :	All emissions not reported here are more than 10 dB below the prescribed limit.		



Final_Result

Frequency (MHz)	QuasiPeak (dBuV)	CAverage (dBuV)	Limit (dBuV)	Margin (dB)	Line	Filter	Corr. (dB)
0.169425	---	27.42	54.90	27.48	N	OFF	20.2
0.169425	41.99	---	64.91	22.92	N	OFF	20.2
0.206738	---	22.28	53.14	30.86	N	OFF	20.2
0.206738	37.92	---	63.17	25.25	N	OFF	20.2
0.433575	---	23.44	47.08	23.64	N	OFF	19.9
0.433575	38.12	---	57.10	18.98	N	OFF	19.9
0.517912	---	29.07	46.00	16.93	N	OFF	19.9
0.517912	41.22	---	56.00	14.78	N	OFF	19.9
0.560438	---	24.71	46.00	21.29	N	OFF	19.9
0.560438	37.34	---	56.00	18.66	N	OFF	19.9
0.643294	---	23.31	46.00	22.69	N	OFF	19.9
0.643294	36.08	---	56.00	19.92	N	OFF	19.9

Note:

- Level(dBμV) = Read Level(dBμV) + LISN Factor(dB) + Cable Loss(dB)
- Over Limit(dB) = Level(dBμV) – Limit Line(dBμV)



Appendix C. Radiated Spurious Emission

<Bluetooth LE 1Mbps>

2.4GHz 2400~2483.5MHz

BLE (Band Edge @ 3m)

BLE	Note	Frequency	Level	Over Limit	Limit Line	Read Level	Antenna Factor	Path Loss	Preamp Factor	Ant Pos	Table Pos	Peak Avg.	Pol.
		(MHz)	(dBμV/m)	(dB)	(dBμV/m)	(dBμV)	(dB/m)	(dB)	(dB)	(cm)	(deg)	(P/A)	(H/V)
BLE CH 00 2402MHz		2372.53	50.27	-23.73	74	47.21	32.86	7.07	36.87	385	169	P	H
		2389.82	40.93	-13.07	54	37.81	32.88	7.1	36.86	385	169	A	H
	*	2402	102.9	-	-	99.75	32.88	7.13	36.86	385	169	P	H
	*	2402	102.32	-	-	99.17	32.88	7.13	36.86	385	169	A	H
		2311.69	50.74	-23.26	74	47.9	32.77	6.98	36.91	255	78	P	V
		2389.82	41.39	-12.61	54	38.27	32.88	7.1	36.86	255	78	A	V
	*	2402	103.11	-	-	99.96	32.88	7.13	36.86	255	78	P	V
	*	2402	102.58	-	-	99.43	32.88	7.13	36.86	255	78	A	V
BLE CH 39 2480MHz		2483.62	60.96	-13.04	74	57.55	32.98	7.25	36.82	135	173	P	H
		2483.5	46.79	-7.21	54	43.38	32.98	7.25	36.82	135	173	A	H
	*	2480	102.35	-	-	98.94	32.98	7.25	36.82	135	173	P	H
	*	2480	101.79	-	-	98.38	32.98	7.25	36.82	135	173	A	H
		2483.56	59.86	-14.14	74	56.45	32.98	7.25	36.82	306	81	P	V
		2483.5	45.81	-8.19	54	42.4	32.98	7.25	36.82	306	81	A	V
	*	2480	101.33	-	-	97.92	32.98	7.25	36.82	306	81	P	V
	*	2480	100.78	-	-	97.37	32.98	7.25	36.82	306	81	A	V
Remark	1. No other spurious found. 2. All results are PASS against Peak and Average limit line.												



2.4GHz 2400~2483.5MHz
BLE (Harmonic @ 3m)

Table with 14 columns: BLE, Note, Frequency (MHz), Level (dBµV/m), Over Limit (dB), Limit Line (dBµV/m), Read Level (dBµV), Antenna Factor (dB/m), Path Loss (dB), Preamp Factor (dB), Ant Pos (cm), Table Pos (deg), Peak Avg. (P/A), Pol. (H/V). Rows include data for BLE CH 00 (2402MHz) and BLE CH 19 (2440MHz) and BLE CH 39 (2480MHz).



Emission below 1GHz

2.4GHz BLE (LF)

BLE	Note	Frequency	Level	Over	Limit	Read	Antenna	Path	Preamp	Ant	Table	Peak	Pol.
		(MHz)	(dBμV/m)	(dB)	(dBμV/m)	(dBμV)	(dB/m)	(dB)	(dB)	(cm)	(deg)	(P/A)	(H/V)
2.4GHz BLE LF		30.97	19.09	-20.91	40	26.71	24.75	0.71	33.08	-	-	P	H
		176.47	20.48	-23.02	43.5	36.38	15.03	2.02	32.95	-	-	P	H
		221.09	19.66	-26.34	46	35.1	15.16	2.26	32.86	-	-	P	H
		350.1	21.77	-24.23	46	31.42	20.3	2.85	32.8	-	-	P	H
		653.71	25.81	-20.19	46	28.15	26.35	3.9	32.59	-	-	P	H
		857.41	29.11	-16.89	46	27.97	28.95	4.47	32.28	-	-	P	H
		30.97	29.42	-10.58	40	36.76	24.75	0.71	32.8	-	-	P	V
		56.19	25.31	-14.69	40	44.58	12.79	1.12	33.18	-	-	P	V
		173.56	19.75	-23.75	43.5	35.51	15.18	2	32.94	-	-	P	V
		324.88	19.07	-26.93	46	29.51	19.72	2.74	32.9	-	-	P	V
		414.12	20.72	-25.28	46	28.41	21.98	3.1	32.77	-	-	P	V
		491.72	21.51	-24.49	46	27	23.9	3.39	32.78	-	-	P	V
Remark	1. No other spurious found. 2. All results are PASS against limit line.												



<Bluetooth LE 2Mbps>

2.4GHz 2400~2483.5MHz

BLE (Band Edge @ 3m)

BLE	Note	Frequency	Level	Over Limit	Limit Line	Read Level	Antenna Factor	Path Loss	Preamp Factor	Ant Pos	Table Pos	Peak Avg.	Pol.
		(MHz)	(dBμV/m)	(dB)	(dBμV/m)	(dBμV)	(dB/m)	(dB)	(dB)	(cm)	(deg)	(P/A)	(H/V)
BLE CH 00 2402MHz		2369.8	50.29	-23.71	74	47.23	32.86	7.07	36.87	302	175	P	H
		2389.43	41.32	-12.68	54	38.2	32.88	7.1	36.86	302	175	A	H
	*	2402	102.36	-	-	99.21	32.88	7.13	36.86	302	175	P	H
	*	2402	100.97	-	-	97.82	32.88	7.13	36.86	302	175	A	H
		2332.36	50.43	-23.57	74	47.53	32.79	7.01	36.9	186	176	P	V
		2383.84	41.07	-12.93	54	37.98	32.86	7.1	36.87	186	176	A	V
	*	2402	98.76	-	-	95.61	32.88	7.13	36.86	186	176	P	V
	*	2402	97.34	-	-	94.19	32.88	7.13	36.86	186	176	A	V
BLE CH 39 2480MHz		2483.5	61.36	-12.64	74	57.95	32.98	7.25	36.82	170	173	P	H
		2483.5	49.04	-4.96	54	45.63	32.98	7.25	36.82	170	173	A	H
	*	2480	102.48	-	-	99.07	32.98	7.25	36.82	170	173	P	H
	*	2480	101.06	-	-	97.65	32.98	7.25	36.82	170	173	A	H
		2483.68	60.13	-13.87	74	56.72	32.98	7.25	36.82	169	19	P	V
		2483.5	47.42	-6.58	54	44.01	32.98	7.25	36.82	169	19	A	V
	*	2480	100.75	-	-	97.34	32.98	7.25	36.82	169	19	P	V
	*	2480	99.32	-	-	95.91	32.98	7.25	36.82	169	19	A	V

Remark

- No other spurious found.
- All results are PASS against Peak and Average limit line.



2.4GHz 2400~2483.5MHz
BLE (Harmonic @ 3m)

Table with 14 columns: BLE, Note, Frequency (MHz), Level (dBµV/m), Over Limit (dB), Limit Line (dBµV/m), Read Level (dBµV), Antenna Factor (dB/m), Path Loss (dB), Preamp Factor (dB), Ant Pos (cm), Table Pos (deg), Peak Avg. (P/A), Pol. (H/V). Rows include data for BLE CH 00 (2402MHz) and BLE CH 19 (2440MHz) and BLE CH 39 (2480MHz).



Emission below 1GHz

2.4GHz BLE (LF)

BLE	Note	Frequency	Level	Over	Limit	Read	Antenna	Path	Preamp	Ant	Table	Peak	Pol.
		(MHz)	(dBμV/m)	(dB)	(dBμV/m)	(dBμV)	(dB/m)	(dB)	(dB)	(cm)	(deg)	(P/A)	(H/V)
2.4GHz BLE LF		30	19.7	-20.3	40	26.33	25.36	0.71	32.7	-	-	P	H
		48.43	17.29	-22.71	40	34.05	15.16	1.05	32.97	-	-	P	H
		178.41	20.77	-22.73	43.5	36.79	14.92	2.03	32.97	-	-	P	H
		259.89	19.07	-26.93	46	29.74	19.93	2.46	33.06	-	-	P	H
		568.35	24.4	-21.6	46	27.92	25.4	3.64	32.56	-	-	P	H
		839.95	27.71	-18.29	46	27.02	28.85	4.42	32.58	-	-	P	H
		30.97	29.51	-10.49	40	36.85	24.75	0.71	32.8	-	-	P	V
		57.16	25.07	-14.93	40	44.56	12.54	1.13	33.16	-	-	P	V
		172.59	18.87	-24.63	43.5	34.58	15.23	2	32.94	-	-	P	V
		336.52	19.18	-26.82	46	29.3	19.99	2.79	32.9	-	-	P	V
		632.37	26.05	-19.95	46	28.7	26.14	3.84	32.63	-	-	P	V
		762.35	27.53	-18.47	46	27.92	28.04	4.22	32.65	-	-	P	V
Remark	1. No other spurious found. 2. All results are PASS against limit line.												

Note symbol

*	Fundamental Frequency which can be ignored. However, the level of any unwanted emissions shall not exceed the level of the fundamental frequency.
!	Test result is over limit line.
P/A	Peak or Average
H/V	Horizontal or Vertical



A calculation example for radiated spurious emission is shown as below:

BLE	Note	Frequency	Level	Over	Limit	Read	Antenna	Path	Preamp	Ant	Table	Peak	Pol.
		(MHz)	(dBμV/m)	(dB)	Line	Level	Factor	Loss	Factor	Pos	Pos	Avg.	
					(dBμV/m)	(dBμV)	(dB/m)	(dB)	(dB)	(cm)	(deg)	(P/A)	(H/V)
BLE CH 00 2402MHz		2390	55.45	-18.55	74	54.51	32.22	4.58	35.86	103	308	P	H
		2390	43.54	-10.46	54	42.6	32.22	4.58	35.86	103	308	A	H

1. Path Loss(dB) = Cable loss(dB) + Filter loss(dB) + Attenuator loss(dB)
2. Level(dBμV/m) =
Antenna Factor(dB/m) + Path Loss(dB) + Read Level(dBμV) - Preamp Factor(dB)
3. Over Limit(dB) = Level(dBμV/m) – Limit Line(dBμV/m)

For Peak Limit @ 2390MHz:

1. Level(dBμV/m)
= Antenna Factor(dB/m) + Path Loss(dB) + Read Level(dBμV) - Preamp Factor(dB)
= 32.22(dB/m) + 4.58(dB) + 54.51(dBμV) – 35.86 (dB)
= 55.45 (dBμV/m)
2. Over Limit(dB)
= Level(dBμV/m) – Limit Line(dBμV/m)
= 55.45(dBμV/m) – 74(dBμV/m)
= -18.55(dB)

For Average Limit @ 2390MHz:

1. Level(dBμV/m)
= Antenna Factor(dB/m) + Path Loss(dB) + Read Level(dBμV) - Preamp Factor(dB)
= 32.22(dB/m) + 4.58(dB) + 42.6(dBμV) – 35.86 (dB)
= 43.54 (dBμV/m)
2. Over Limit(dB)
= Level(dBμV/m) – Limit Line(dBμV/m)
= 43.54(dBμV/m) – 54(dBμV/m)
= -10.46(dB)

Both peak and average measured complies with the limit line, so test result is “PASS”.



Appendix D. Radiated Spurious Emission Plots

Note symbol

-L	Low channel location
-R	High channel location



<Bluetooth LE 1Mbps>

2.4GHz 2400~2483.5MHz

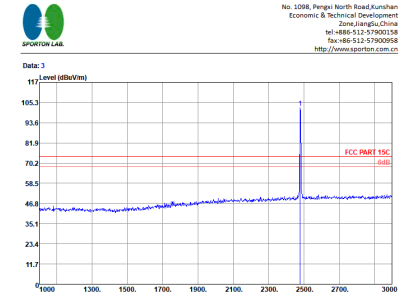
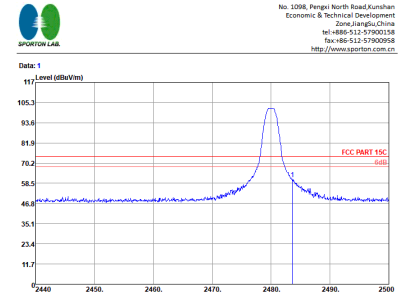
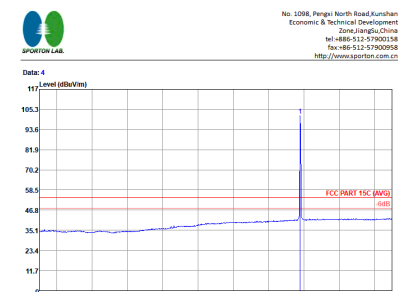
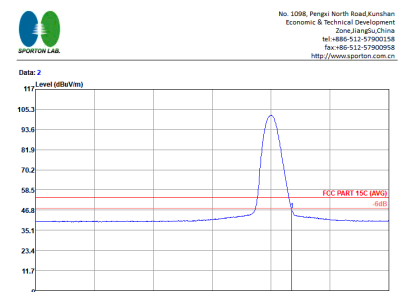
BLE (Band Edge @ 3m)

BLE	2.4GHz 2400~2483.5MHz Band Edge @ 3m																																																																					
ANT	BLE CH00 2402MHz																																																																					
1	Horizontal	Fundamental																																																																				
Peak	<p>Site : D2CWP-E2 Condition : FCC PART 15C @ 3117 CM 76967 HORIZONTAL Project : FR210710-01 Plane : E File : Full-directivity IMEI : #47</p> <table border="1"> <thead> <tr> <th>Freq</th> <th>Level</th> <th>Over</th> <th>Limit</th> <th>ReadAntenna</th> <th>Cable</th> <th>Preamp</th> <th>A/Pos</th> <th>T/Pos</th> <th>Remark</th> <th>Pol/Phas</th> </tr> <tr> <th>MHz</th> <th>dB</th> <th>dBuV/m</th> <th>dB</th> <th>dB</th> <th>dB</th> <th>dB</th> <th>cm</th> <th>deg</th> <th></th> <th></th> </tr> </thead> <tbody> <tr> <td>1</td> <td>2372.53</td> <td>58.27</td> <td>-23.73</td> <td>74.00</td> <td>47.21</td> <td>32.86</td> <td>7.87</td> <td>36.87</td> <td>385</td> <td>169 Peak</td> <td>HORIZONTAL</td> </tr> </tbody> </table>	Freq	Level	Over	Limit	ReadAntenna	Cable	Preamp	A/Pos	T/Pos	Remark	Pol/Phas	MHz	dB	dBuV/m	dB	dB	dB	dB	cm	deg			1	2372.53	58.27	-23.73	74.00	47.21	32.86	7.87	36.87	385	169 Peak	HORIZONTAL	<p>Site : D2CWP-E2 Condition : FCC PART 15C @ 3117 CM 76967 HORIZONTAL Project : FR210710-01 Plane : E File : Full-directivity IMEI : #47</p> <table border="1"> <thead> <tr> <th>Freq</th> <th>Level</th> <th>Over</th> <th>Limit</th> <th>ReadAntenna</th> <th>Cable</th> <th>Preamp</th> <th>A/Pos</th> <th>T/Pos</th> <th>Remark</th> <th>Pol/Phas</th> </tr> <tr> <th>MHz</th> <th>dB</th> <th>dBuV/m</th> <th>dB</th> <th>dB</th> <th>dB</th> <th>dB</th> <th>cm</th> <th>deg</th> <th></th> <th></th> </tr> </thead> <tbody> <tr> <td>1</td> <td>2402.00</td> <td>102.90</td> <td>28.90</td> <td>74.00</td> <td>99.75</td> <td>32.88</td> <td>7.13</td> <td>36.86</td> <td>385</td> <td>169 Peak</td> <td>HORIZONTAL</td> </tr> </tbody> </table>	Freq	Level	Over	Limit	ReadAntenna	Cable	Preamp	A/Pos	T/Pos	Remark	Pol/Phas	MHz	dB	dBuV/m	dB	dB	dB	dB	cm	deg			1	2402.00	102.90	28.90	74.00	99.75	32.88	7.13	36.86	385	169 Peak	HORIZONTAL
Freq	Level	Over	Limit	ReadAntenna	Cable	Preamp	A/Pos	T/Pos	Remark	Pol/Phas																																																												
MHz	dB	dBuV/m	dB	dB	dB	dB	cm	deg																																																														
1	2372.53	58.27	-23.73	74.00	47.21	32.86	7.87	36.87	385	169 Peak	HORIZONTAL																																																											
Freq	Level	Over	Limit	ReadAntenna	Cable	Preamp	A/Pos	T/Pos	Remark	Pol/Phas																																																												
MHz	dB	dBuV/m	dB	dB	dB	dB	cm	deg																																																														
1	2402.00	102.90	28.90	74.00	99.75	32.88	7.13	36.86	385	169 Peak	HORIZONTAL																																																											
Avg.	<p>Site : D2CWP-E2 Condition : FCC PART 15C (AVG) @ 3117 CM 76967 HORIZONTAL Project : FR210710-01 Plane : E File : Full-directivity IMEI : #47</p> <table border="1"> <thead> <tr> <th>Freq</th> <th>Level</th> <th>Over</th> <th>Limit</th> <th>ReadAntenna</th> <th>Cable</th> <th>Preamp</th> <th>A/Pos</th> <th>T/Pos</th> <th>Remark</th> <th>Pol/Phas</th> </tr> <tr> <th>MHz</th> <th>dB</th> <th>dBuV/m</th> <th>dB</th> <th>dB</th> <th>dB</th> <th>dB</th> <th>cm</th> <th>deg</th> <th></th> <th></th> </tr> </thead> <tbody> <tr> <td>1</td> <td>2389.82</td> <td>48.93</td> <td>-13.87</td> <td>54.00</td> <td>37.81</td> <td>32.88</td> <td>7.18</td> <td>36.86</td> <td>385</td> <td>169 Average</td> <td>HORIZONTAL</td> </tr> </tbody> </table>	Freq	Level	Over	Limit	ReadAntenna	Cable	Preamp	A/Pos	T/Pos	Remark	Pol/Phas	MHz	dB	dBuV/m	dB	dB	dB	dB	cm	deg			1	2389.82	48.93	-13.87	54.00	37.81	32.88	7.18	36.86	385	169 Average	HORIZONTAL	<p>Site : D2CWP-E2 Condition : FCC PART 15C (AVG) @ 3117 CM 76967 HORIZONTAL Project : FR210710-01 Plane : E File : Full-directivity IMEI : #47</p> <table border="1"> <thead> <tr> <th>Freq</th> <th>Level</th> <th>Over</th> <th>Limit</th> <th>ReadAntenna</th> <th>Cable</th> <th>Preamp</th> <th>A/Pos</th> <th>T/Pos</th> <th>Remark</th> <th>Pol/Phas</th> </tr> <tr> <th>MHz</th> <th>dB</th> <th>dBuV/m</th> <th>dB</th> <th>dB</th> <th>dB</th> <th>dB</th> <th>cm</th> <th>deg</th> <th></th> <th></th> </tr> </thead> <tbody> <tr> <td>1</td> <td>2402.00</td> <td>102.32</td> <td>48.32</td> <td>54.00</td> <td>99.17</td> <td>32.88</td> <td>7.13</td> <td>36.86</td> <td>385</td> <td>169 Average</td> <td>HORIZONTAL</td> </tr> </tbody> </table>	Freq	Level	Over	Limit	ReadAntenna	Cable	Preamp	A/Pos	T/Pos	Remark	Pol/Phas	MHz	dB	dBuV/m	dB	dB	dB	dB	cm	deg			1	2402.00	102.32	48.32	54.00	99.17	32.88	7.13	36.86	385	169 Average	HORIZONTAL
Freq	Level	Over	Limit	ReadAntenna	Cable	Preamp	A/Pos	T/Pos	Remark	Pol/Phas																																																												
MHz	dB	dBuV/m	dB	dB	dB	dB	cm	deg																																																														
1	2389.82	48.93	-13.87	54.00	37.81	32.88	7.18	36.86	385	169 Average	HORIZONTAL																																																											
Freq	Level	Over	Limit	ReadAntenna	Cable	Preamp	A/Pos	T/Pos	Remark	Pol/Phas																																																												
MHz	dB	dBuV/m	dB	dB	dB	dB	cm	deg																																																														
1	2402.00	102.32	48.32	54.00	99.17	32.88	7.13	36.86	385	169 Average	HORIZONTAL																																																											



BLE	2.4GHz 2400~2483.5MHz Band Edge @ 3m																																																																									
ANT	BLE CH00 2402MHZ																																																																									
1	Vertical	Fundamental																																																																								
Peak	<p>No. 1098, Pengxi North Road, Kunshan Economic & Technical Development Zone, Jiangsu, China Tel: +86-512-57900158 Fax: +86-512-57900958 http://www.sporton.com.cn</p> <p>Site : 03C9W-E5 Condition : FCC PART 15C @ 3317.5M 75957 VERTICAL Project : RFV 1000, 000MHz YEW 3000, 000MHz SWT Auto FR210710-01 Mode : 4 Plane : T Full-directivity : Full-directivity IMEI : 847</p> <table border="1"> <thead> <tr> <th>IMEI</th> <th>Freq</th> <th>Level</th> <th>Over</th> <th>Limit</th> <th>ReadAntenna</th> <th>Cable</th> <th>Preamp</th> <th>A/Pos</th> <th>T/Pos</th> <th>Remark</th> <th>Pol/Phas</th> </tr> <tr> <th></th> <th>MHz</th> <th>dBm</th> <th>dB</th> <th>dBm</th> <th>dBm</th> <th>dB</th> <th>dB</th> <th>cm</th> <th>deg</th> <th></th> <th></th> </tr> </thead> <tbody> <tr> <td>1</td> <td>2311.69</td> <td>59.74</td> <td>-23.26</td> <td>74.00</td> <td>47.90</td> <td>32.77</td> <td>6.58</td> <td>36.91</td> <td>255</td> <td>78 Peak</td> <td>VERTICAL</td> </tr> </tbody> </table>	IMEI	Freq	Level	Over	Limit	ReadAntenna	Cable	Preamp	A/Pos	T/Pos	Remark	Pol/Phas		MHz	dBm	dB	dBm	dBm	dB	dB	cm	deg			1	2311.69	59.74	-23.26	74.00	47.90	32.77	6.58	36.91	255	78 Peak	VERTICAL	<p>No. 1098, Pengxi North Road, Kunshan Economic & Technical Development Zone, Jiangsu, China Tel: +86-512-57900158 Fax: +86-512-57900958 http://www.sporton.com.cn</p> <p>Site : 03C9W-E5 Condition : FCC PART 15C @ 3317.5M 75957 VERTICAL Project : RFV 1000, 000MHz YEW 3000, 000MHz SWT Auto FR210710-01 Mode : 4 Plane : T Full-directivity : Full-directivity IMEI : 847</p> <table border="1"> <thead> <tr> <th>IMEI</th> <th>Freq</th> <th>Level</th> <th>Over</th> <th>Limit</th> <th>ReadAntenna</th> <th>Cable</th> <th>Preamp</th> <th>A/Pos</th> <th>T/Pos</th> <th>Remark</th> <th>Pol/Phas</th> </tr> <tr> <th></th> <th>MHz</th> <th>dBm</th> <th>dB</th> <th>dBm</th> <th>dBm</th> <th>dB</th> <th>dB</th> <th>cm</th> <th>deg</th> <th></th> <th></th> </tr> </thead> <tbody> <tr> <td>1 *</td> <td>2402.00</td> <td>103.11</td> <td>29.11</td> <td>74.00</td> <td>99.96</td> <td>32.88</td> <td>7.13</td> <td>36.86</td> <td>255</td> <td>78 Peak</td> <td>VERTICAL</td> </tr> </tbody> </table>	IMEI	Freq	Level	Over	Limit	ReadAntenna	Cable	Preamp	A/Pos	T/Pos	Remark	Pol/Phas		MHz	dBm	dB	dBm	dBm	dB	dB	cm	deg			1 *	2402.00	103.11	29.11	74.00	99.96	32.88	7.13	36.86	255	78 Peak	VERTICAL
	IMEI	Freq	Level	Over	Limit	ReadAntenna	Cable	Preamp	A/Pos	T/Pos	Remark	Pol/Phas																																																														
	MHz	dBm	dB	dBm	dBm	dB	dB	cm	deg																																																																	
1	2311.69	59.74	-23.26	74.00	47.90	32.77	6.58	36.91	255	78 Peak	VERTICAL																																																															
IMEI	Freq	Level	Over	Limit	ReadAntenna	Cable	Preamp	A/Pos	T/Pos	Remark	Pol/Phas																																																															
	MHz	dBm	dB	dBm	dBm	dB	dB	cm	deg																																																																	
1 *	2402.00	103.11	29.11	74.00	99.96	32.88	7.13	36.86	255	78 Peak	VERTICAL																																																															
Avg	<p>No. 1098, Pengxi North Road, Kunshan Economic & Technical Development Zone, Jiangsu, China Tel: +86-512-57900158 Fax: +86-512-57900958 http://www.sporton.com.cn</p> <p>Site : 03C9W-E5 Condition : FCC PART 15C (AVG) @ 3317.5M 75957 VERTICAL Project : RFV 1000, 000MHz YEW 3.700MHz SWT Auto FR210710-01 Mode : 4 Plane : T Full-directivity : Full-directivity IMEI : 847</p> <table border="1"> <thead> <tr> <th>IMEI</th> <th>Freq</th> <th>Level</th> <th>Over</th> <th>Limit</th> <th>ReadAntenna</th> <th>Cable</th> <th>Preamp</th> <th>A/Pos</th> <th>T/Pos</th> <th>Remark</th> <th>Pol/Phas</th> </tr> <tr> <th></th> <th>MHz</th> <th>dBm</th> <th>dB</th> <th>dBm</th> <th>dBm</th> <th>dB</th> <th>dB</th> <th>cm</th> <th>deg</th> <th></th> <th></th> </tr> </thead> <tbody> <tr> <td>1</td> <td>2389.82</td> <td>41.39</td> <td>-12.61</td> <td>54.00</td> <td>38.27</td> <td>32.88</td> <td>7.18</td> <td>36.86</td> <td>255</td> <td>78 Average</td> <td>VERTICAL</td> </tr> </tbody> </table>	IMEI	Freq	Level	Over	Limit	ReadAntenna	Cable	Preamp	A/Pos	T/Pos	Remark	Pol/Phas		MHz	dBm	dB	dBm	dBm	dB	dB	cm	deg			1	2389.82	41.39	-12.61	54.00	38.27	32.88	7.18	36.86	255	78 Average	VERTICAL	<p>No. 1098, Pengxi North Road, Kunshan Economic & Technical Development Zone, Jiangsu, China Tel: +86-512-57900158 Fax: +86-512-57900958 http://www.sporton.com.cn</p> <p>Site : 03C9W-E5 Condition : FCC PART 15C (AVG) @ 3317.5M 75957 VERTICAL Project : RFV 1000, 000MHz YEW 3.700MHz SWT Auto FR210710-01 Mode : 4 Plane : T Full-directivity : Full-directivity IMEI : 847</p> <table border="1"> <thead> <tr> <th>IMEI</th> <th>Freq</th> <th>Level</th> <th>Over</th> <th>Limit</th> <th>ReadAntenna</th> <th>Cable</th> <th>Preamp</th> <th>A/Pos</th> <th>T/Pos</th> <th>Remark</th> <th>Pol/Phas</th> </tr> <tr> <th></th> <th>MHz</th> <th>dBm</th> <th>dB</th> <th>dBm</th> <th>dBm</th> <th>dB</th> <th>dB</th> <th>cm</th> <th>deg</th> <th></th> <th></th> </tr> </thead> <tbody> <tr> <td>1 *</td> <td>2402.00</td> <td>102.58</td> <td>48.58</td> <td>54.00</td> <td>99.43</td> <td>32.88</td> <td>7.13</td> <td>36.86</td> <td>255</td> <td>78 Average</td> <td>VERTICAL</td> </tr> </tbody> </table>	IMEI	Freq	Level	Over	Limit	ReadAntenna	Cable	Preamp	A/Pos	T/Pos	Remark	Pol/Phas		MHz	dBm	dB	dBm	dBm	dB	dB	cm	deg			1 *	2402.00	102.58	48.58	54.00	99.43	32.88	7.13	36.86	255	78 Average	VERTICAL
	IMEI	Freq	Level	Over	Limit	ReadAntenna	Cable	Preamp	A/Pos	T/Pos	Remark	Pol/Phas																																																														
	MHz	dBm	dB	dBm	dBm	dB	dB	cm	deg																																																																	
1	2389.82	41.39	-12.61	54.00	38.27	32.88	7.18	36.86	255	78 Average	VERTICAL																																																															
IMEI	Freq	Level	Over	Limit	ReadAntenna	Cable	Preamp	A/Pos	T/Pos	Remark	Pol/Phas																																																															
	MHz	dBm	dB	dBm	dBm	dB	dB	cm	deg																																																																	
1 *	2402.00	102.58	48.58	54.00	99.43	32.88	7.13	36.86	255	78 Average	VERTICAL																																																															



BLE	2.4GHz 2400~2483.5MHz Band Edge @ 3m																																																																																			
ANT	BLE CH39 2480MHz																																																																																			
1	Horizontal	Fundamental																																																																																		
Peak	 <p>Site : 03X39G-E5 Condition : FCC PART 15C 3m 3317 SW 75957 HORIZONTAL Project : FR210710-01 Mode : 0 Plane : T IRE1 : Full-directivity</p> <table border="1"> <thead> <tr> <th>IRE1</th> <th>Over</th> <th>Limit</th> <th>ReadAntenna</th> <th>Cable Preamp</th> <th>A/Pos</th> <th>T/Pos</th> <th>Remark</th> <th>Pol/Phas</th> </tr> <tr> <th>1</th> <th>Freq</th> <th>Level</th> <th>Limit</th> <th>Line</th> <th>Level</th> <th>Factor</th> <th>Loss</th> <th>Factor</th> </tr> <tr> <th></th> <th>MHz</th> <th>dBuV/m</th> <th>dB</th> <th>dBuV/m</th> <th>dBuV</th> <th>dB/m</th> <th>dB</th> <th>cm</th> <th>deg</th> </tr> </thead> <tbody> <tr> <td>1</td> <td>2480.00</td> <td>102.35</td> <td>28.35</td> <td>74.00</td> <td>98.94</td> <td>32.98</td> <td>7.25</td> <td>36.82</td> <td>135</td> <td>173</td> <td>Peak</td> <td>HORIZONTAL</td> </tr> </tbody> </table>	IRE1	Over	Limit	ReadAntenna	Cable Preamp	A/Pos	T/Pos	Remark	Pol/Phas	1	Freq	Level	Limit	Line	Level	Factor	Loss	Factor		MHz	dBuV/m	dB	dBuV/m	dBuV	dB/m	dB	cm	deg	1	2480.00	102.35	28.35	74.00	98.94	32.98	7.25	36.82	135	173	Peak	HORIZONTAL	 <p>Site : 03X39G-E5 Condition : FCC PART 15C 3m 3317 SW 75957 HORIZONTAL Project : FR210710-01 Mode : 0 Plane : T IRE1 : Full-directivity</p> <table border="1"> <thead> <tr> <th>IRE1</th> <th>Over</th> <th>Limit</th> <th>ReadAntenna</th> <th>Cable Preamp</th> <th>A/Pos</th> <th>T/Pos</th> <th>Remark</th> <th>Pol/Phas</th> </tr> <tr> <th>1</th> <th>Freq</th> <th>Level</th> <th>Limit</th> <th>Line</th> <th>Level</th> <th>Factor</th> <th>Loss</th> <th>Factor</th> </tr> <tr> <th></th> <th>MHz</th> <th>dBuV/m</th> <th>dB</th> <th>dBuV/m</th> <th>dBuV</th> <th>dB/m</th> <th>dB</th> <th>cm</th> <th>deg</th> </tr> </thead> <tbody> <tr> <td>1</td> <td>2483.82</td> <td>68.96</td> <td>-13.04</td> <td>74.00</td> <td>57.55</td> <td>32.98</td> <td>7.25</td> <td>36.82</td> <td>135</td> <td>173</td> <td>Peak</td> <td>HORIZONTAL</td> </tr> </tbody> </table>	IRE1	Over	Limit	ReadAntenna	Cable Preamp	A/Pos	T/Pos	Remark	Pol/Phas	1	Freq	Level	Limit	Line	Level	Factor	Loss	Factor		MHz	dBuV/m	dB	dBuV/m	dBuV	dB/m	dB	cm	deg	1	2483.82	68.96	-13.04	74.00	57.55	32.98	7.25	36.82	135	173	Peak	HORIZONTAL
IRE1	Over	Limit	ReadAntenna	Cable Preamp	A/Pos	T/Pos	Remark	Pol/Phas																																																																												
1	Freq	Level	Limit	Line	Level	Factor	Loss	Factor																																																																												
	MHz	dBuV/m	dB	dBuV/m	dBuV	dB/m	dB	cm	deg																																																																											
1	2480.00	102.35	28.35	74.00	98.94	32.98	7.25	36.82	135	173	Peak	HORIZONTAL																																																																								
IRE1	Over	Limit	ReadAntenna	Cable Preamp	A/Pos	T/Pos	Remark	Pol/Phas																																																																												
1	Freq	Level	Limit	Line	Level	Factor	Loss	Factor																																																																												
	MHz	dBuV/m	dB	dBuV/m	dBuV	dB/m	dB	cm	deg																																																																											
1	2483.82	68.96	-13.04	74.00	57.55	32.98	7.25	36.82	135	173	Peak	HORIZONTAL																																																																								
Avg.	 <p>Site : 03X39G-E5 Condition : FCC PART 15C (AVG) 3m 3317 SW 75957 HORIZONTAL Project : FR210710-01 Mode : 0 Plane : T IRE1 : Full-directivity</p> <table border="1"> <thead> <tr> <th>IRE1</th> <th>Over</th> <th>Limit</th> <th>ReadAntenna</th> <th>Cable Preamp</th> <th>A/Pos</th> <th>T/Pos</th> <th>Remark</th> <th>Pol/Phas</th> </tr> <tr> <th>1</th> <th>Freq</th> <th>Level</th> <th>Limit</th> <th>Line</th> <th>Level</th> <th>Factor</th> <th>Loss</th> <th>Factor</th> </tr> <tr> <th></th> <th>MHz</th> <th>dBuV/m</th> <th>dB</th> <th>dBuV/m</th> <th>dBuV</th> <th>dB/m</th> <th>dB</th> <th>cm</th> <th>deg</th> </tr> </thead> <tbody> <tr> <td>1</td> <td>2480.00</td> <td>101.79</td> <td>47.79</td> <td>54.00</td> <td>98.38</td> <td>32.98</td> <td>7.25</td> <td>36.82</td> <td>135</td> <td>173</td> <td>Average</td> <td>HORIZONTAL</td> </tr> </tbody> </table>	IRE1	Over	Limit	ReadAntenna	Cable Preamp	A/Pos	T/Pos	Remark	Pol/Phas	1	Freq	Level	Limit	Line	Level	Factor	Loss	Factor		MHz	dBuV/m	dB	dBuV/m	dBuV	dB/m	dB	cm	deg	1	2480.00	101.79	47.79	54.00	98.38	32.98	7.25	36.82	135	173	Average	HORIZONTAL	 <p>Site : 03X39G-E5 Condition : FCC PART 15C (AVG) 3m 3317 SW 75957 HORIZONTAL Project : FR210710-01 Mode : 0 Plane : T IRE1 : Full-directivity</p> <table border="1"> <thead> <tr> <th>IRE1</th> <th>Over</th> <th>Limit</th> <th>ReadAntenna</th> <th>Cable Preamp</th> <th>A/Pos</th> <th>T/Pos</th> <th>Remark</th> <th>Pol/Phas</th> </tr> <tr> <th>1</th> <th>Freq</th> <th>Level</th> <th>Limit</th> <th>Line</th> <th>Level</th> <th>Factor</th> <th>Loss</th> <th>Factor</th> </tr> <tr> <th></th> <th>MHz</th> <th>dBuV/m</th> <th>dB</th> <th>dBuV/m</th> <th>dBuV</th> <th>dB/m</th> <th>dB</th> <th>cm</th> <th>deg</th> </tr> </thead> <tbody> <tr> <td>1</td> <td>2483.50</td> <td>46.79</td> <td>-7.21</td> <td>54.00</td> <td>43.38</td> <td>32.98</td> <td>7.25</td> <td>36.82</td> <td>135</td> <td>173</td> <td>Average</td> <td>HORIZONTAL</td> </tr> </tbody> </table>	IRE1	Over	Limit	ReadAntenna	Cable Preamp	A/Pos	T/Pos	Remark	Pol/Phas	1	Freq	Level	Limit	Line	Level	Factor	Loss	Factor		MHz	dBuV/m	dB	dBuV/m	dBuV	dB/m	dB	cm	deg	1	2483.50	46.79	-7.21	54.00	43.38	32.98	7.25	36.82	135	173	Average	HORIZONTAL
IRE1	Over	Limit	ReadAntenna	Cable Preamp	A/Pos	T/Pos	Remark	Pol/Phas																																																																												
1	Freq	Level	Limit	Line	Level	Factor	Loss	Factor																																																																												
	MHz	dBuV/m	dB	dBuV/m	dBuV	dB/m	dB	cm	deg																																																																											
1	2480.00	101.79	47.79	54.00	98.38	32.98	7.25	36.82	135	173	Average	HORIZONTAL																																																																								
IRE1	Over	Limit	ReadAntenna	Cable Preamp	A/Pos	T/Pos	Remark	Pol/Phas																																																																												
1	Freq	Level	Limit	Line	Level	Factor	Loss	Factor																																																																												
	MHz	dBuV/m	dB	dBuV/m	dBuV	dB/m	dB	cm	deg																																																																											
1	2483.50	46.79	-7.21	54.00	43.38	32.98	7.25	36.82	135	173	Average	HORIZONTAL																																																																								



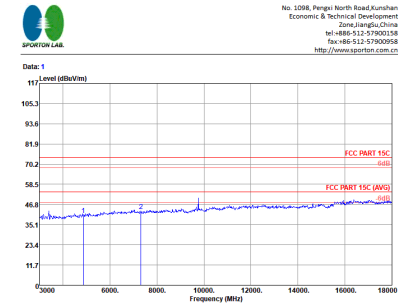
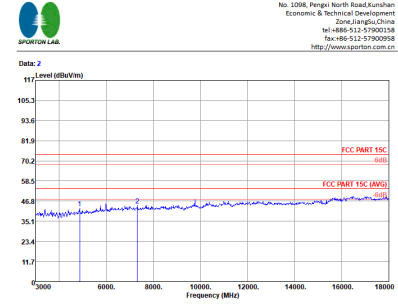
BLE	2.4GHz 2400~2483.5MHz Band Edge @ 3m																																																																																					
ANT	BLE CH39 2480MHz																																																																																					
1	Vertical	Fundamental																																																																																				
<p>Peak</p>	<p>No. 1098, Pengxi North Road, Kunshan Economic & Technical Development Zone, Jiangsu, China Tel: +86-512-57900158 Fax: +86-512-57900958 http://www.sporton.com.cn</p> <p>Site: 03C99E-E5 Condition: FCC PART 15C 3m 3317 SW 75957 VERTICAL Project: RFW 1000, 000MHz YFW 3000, 000MHz SWF Auto File: FR210710-01 Plane: 0 Polar: T Full-directivity: Full-directivity IME1: #47</p> <table border="1"> <thead> <tr> <th>IME1</th> <th>Over</th> <th>Limit</th> <th>ReadAntenna</th> <th>Cable</th> <th>Preamp</th> <th>A/Pos</th> <th>T/Pos</th> <th>Remark</th> <th>Pol/Phas</th> </tr> <tr> <th>IME1</th> <th>Freq</th> <th>Level</th> <th>Limit</th> <th>Line</th> <th>Level</th> <th>Factor</th> <th>Loss</th> <th>Factor</th> <th></th> </tr> <tr> <th></th> <th>MHz</th> <th>dBm</th> <th>dBm</th> <th>dB</th> <th>dB</th> <th>dB</th> <th>dB</th> <th>cm</th> <th>deg</th> </tr> </thead> <tbody> <tr> <td>1 *</td> <td>2480.00</td> <td>101.33</td> <td>27.33</td> <td>74.00</td> <td>97.92</td> <td>32.98</td> <td>7.25</td> <td>36.82</td> <td>386</td> <td>81 Peak</td> <td>VERTICAL</td> </tr> </tbody> </table>	IME1	Over	Limit	ReadAntenna	Cable	Preamp	A/Pos	T/Pos	Remark	Pol/Phas	IME1	Freq	Level	Limit	Line	Level	Factor	Loss	Factor			MHz	dBm	dBm	dB	dB	dB	dB	cm	deg	1 *	2480.00	101.33	27.33	74.00	97.92	32.98	7.25	36.82	386	81 Peak	VERTICAL	<p>No. 1098, Pengxi North Road, Kunshan Economic & Technical Development Zone, Jiangsu, China Tel: +86-512-57900158 Fax: +86-512-57900958 http://www.sporton.com.cn</p> <p>Site: 03C99E-E5 Condition: FCC PART 15C 3m 3317 SW 75957 VERTICAL Project: RFW 1000, 000MHz YFW 3000, 000MHz SWF Auto File: FR210710-01 Plane: 0 Polar: T Full-directivity: Full-directivity IME1: #47</p> <table border="1"> <thead> <tr> <th>IME1</th> <th>Over</th> <th>Limit</th> <th>ReadAntenna</th> <th>Cable</th> <th>Preamp</th> <th>A/Pos</th> <th>T/Pos</th> <th>Remark</th> <th>Pol/Phas</th> </tr> <tr> <th>IME1</th> <th>Freq</th> <th>Level</th> <th>Limit</th> <th>Line</th> <th>Level</th> <th>Factor</th> <th>Loss</th> <th>Factor</th> <th></th> </tr> <tr> <th></th> <th>MHz</th> <th>dBm</th> <th>dBm</th> <th>dB</th> <th>dB</th> <th>dB</th> <th>dB</th> <th>cm</th> <th>deg</th> </tr> </thead> <tbody> <tr> <td>1</td> <td>2483.56</td> <td>59.86</td> <td>-14.14</td> <td>74.00</td> <td>56.45</td> <td>32.98</td> <td>7.25</td> <td>36.82</td> <td>386</td> <td>81 Peak</td> <td>VERTICAL</td> </tr> </tbody> </table>	IME1	Over	Limit	ReadAntenna	Cable	Preamp	A/Pos	T/Pos	Remark	Pol/Phas	IME1	Freq	Level	Limit	Line	Level	Factor	Loss	Factor			MHz	dBm	dBm	dB	dB	dB	dB	cm	deg	1	2483.56	59.86	-14.14	74.00	56.45	32.98	7.25	36.82	386	81 Peak	VERTICAL
	IME1	Over	Limit	ReadAntenna	Cable	Preamp	A/Pos	T/Pos	Remark	Pol/Phas																																																																												
IME1	Freq	Level	Limit	Line	Level	Factor	Loss	Factor																																																																														
	MHz	dBm	dBm	dB	dB	dB	dB	cm	deg																																																																													
1 *	2480.00	101.33	27.33	74.00	97.92	32.98	7.25	36.82	386	81 Peak	VERTICAL																																																																											
IME1	Over	Limit	ReadAntenna	Cable	Preamp	A/Pos	T/Pos	Remark	Pol/Phas																																																																													
IME1	Freq	Level	Limit	Line	Level	Factor	Loss	Factor																																																																														
	MHz	dBm	dBm	dB	dB	dB	dB	cm	deg																																																																													
1	2483.56	59.86	-14.14	74.00	56.45	32.98	7.25	36.82	386	81 Peak	VERTICAL																																																																											
<p>Avg.</p>	<p>No. 1098, Pengxi North Road, Kunshan Economic & Technical Development Zone, Jiangsu, China Tel: +86-512-57900158 Fax: +86-512-57900958 http://www.sporton.com.cn</p> <p>Site: 03C99E-E5 Condition: FCC PART 15C (AVG) 3m 3317 SW 75957 VERTICAL Project: RFW 1000, 000MHz YFW 3000, 000MHz SWF Auto File: FR210710-01 Plane: 0 Polar: T Full-directivity: Full-directivity IME1: #47</p> <table border="1"> <thead> <tr> <th>IME1</th> <th>Over</th> <th>Limit</th> <th>ReadAntenna</th> <th>Cable</th> <th>Preamp</th> <th>A/Pos</th> <th>T/Pos</th> <th>Remark</th> <th>Pol/Phas</th> </tr> <tr> <th>IME1</th> <th>Freq</th> <th>Level</th> <th>Limit</th> <th>Line</th> <th>Level</th> <th>Factor</th> <th>Loss</th> <th>Factor</th> <th></th> </tr> <tr> <th></th> <th>MHz</th> <th>dBm</th> <th>dBm</th> <th>dB</th> <th>dB</th> <th>dB</th> <th>dB</th> <th>cm</th> <th>deg</th> </tr> </thead> <tbody> <tr> <td>1 *</td> <td>2480.00</td> <td>100.78</td> <td>46.78</td> <td>54.00</td> <td>97.37</td> <td>32.98</td> <td>7.25</td> <td>36.82</td> <td>386</td> <td>81 Average</td> <td>VERTICAL</td> </tr> </tbody> </table>	IME1	Over	Limit	ReadAntenna	Cable	Preamp	A/Pos	T/Pos	Remark	Pol/Phas	IME1	Freq	Level	Limit	Line	Level	Factor	Loss	Factor			MHz	dBm	dBm	dB	dB	dB	dB	cm	deg	1 *	2480.00	100.78	46.78	54.00	97.37	32.98	7.25	36.82	386	81 Average	VERTICAL	<p>No. 1098, Pengxi North Road, Kunshan Economic & Technical Development Zone, Jiangsu, China Tel: +86-512-57900158 Fax: +86-512-57900958 http://www.sporton.com.cn</p> <p>Site: 03C99E-E5 Condition: FCC PART 15C (AVG) 3m 3317 SW 75957 VERTICAL Project: RFW 1000, 000MHz YFW 3000, 000MHz SWF Auto File: FR210710-01 Plane: 0 Polar: T Full-directivity: Full-directivity IME1: #47</p> <table border="1"> <thead> <tr> <th>IME1</th> <th>Over</th> <th>Limit</th> <th>ReadAntenna</th> <th>Cable</th> <th>Preamp</th> <th>A/Pos</th> <th>T/Pos</th> <th>Remark</th> <th>Pol/Phas</th> </tr> <tr> <th>IME1</th> <th>Freq</th> <th>Level</th> <th>Limit</th> <th>Line</th> <th>Level</th> <th>Factor</th> <th>Loss</th> <th>Factor</th> <th></th> </tr> <tr> <th></th> <th>MHz</th> <th>dBm</th> <th>dBm</th> <th>dB</th> <th>dB</th> <th>dB</th> <th>dB</th> <th>cm</th> <th>deg</th> </tr> </thead> <tbody> <tr> <td>1</td> <td>2483.50</td> <td>45.81</td> <td>-8.19</td> <td>54.00</td> <td>42.40</td> <td>32.98</td> <td>7.25</td> <td>36.82</td> <td>386</td> <td>81 Average</td> <td>VERTICAL</td> </tr> </tbody> </table>	IME1	Over	Limit	ReadAntenna	Cable	Preamp	A/Pos	T/Pos	Remark	Pol/Phas	IME1	Freq	Level	Limit	Line	Level	Factor	Loss	Factor			MHz	dBm	dBm	dB	dB	dB	dB	cm	deg	1	2483.50	45.81	-8.19	54.00	42.40	32.98	7.25	36.82	386	81 Average	VERTICAL
	IME1	Over	Limit	ReadAntenna	Cable	Preamp	A/Pos	T/Pos	Remark	Pol/Phas																																																																												
IME1	Freq	Level	Limit	Line	Level	Factor	Loss	Factor																																																																														
	MHz	dBm	dBm	dB	dB	dB	dB	cm	deg																																																																													
1 *	2480.00	100.78	46.78	54.00	97.37	32.98	7.25	36.82	386	81 Average	VERTICAL																																																																											
IME1	Over	Limit	ReadAntenna	Cable	Preamp	A/Pos	T/Pos	Remark	Pol/Phas																																																																													
IME1	Freq	Level	Limit	Line	Level	Factor	Loss	Factor																																																																														
	MHz	dBm	dBm	dB	dB	dB	dB	cm	deg																																																																													
1	2483.50	45.81	-8.19	54.00	42.40	32.98	7.25	36.82	386	81 Average	VERTICAL																																																																											



2.4GHz 2400~2483.5MHz
BLE (Harmonic @ 3m)

BLE	2.4GHz 2400~2483.5MHz Harmonic @ 3m																																																																			
ANT	BLE CH00 2402MHz																																																																			
1	Horizontal	Vertical																																																																		
Peak Avg.	<p>Site : D2C3W-ES Condition : FCC PART 15C @ 3117 CM TEST HORIZONTAL Project : RF 1000, 0000Hz YFW 3000, 0000Hz SPT Auto Date : FR210710-01 File : 1 Plane : T Full-directivity : Full-directivity</p> <table border="1"> <thead> <tr> <th>IRE1</th> <th>Freq</th> <th>Level</th> <th>Over Limit</th> <th>ReadAntenna</th> <th>Cable</th> <th>Preamp</th> <th>A/Pos</th> <th>T/Pos</th> <th>Remark</th> <th>Pol/Phas</th> </tr> <tr> <th></th> <th>MHz</th> <th>dBuV/m</th> <th>dB</th> <th>dBuV/m</th> <th>dB</th> <th>dB</th> <th>cm</th> <th>deg</th> <th></th> <th></th> </tr> </thead> <tbody> <tr> <td>1</td> <td>4800.00</td> <td>39.34</td> <td>-34.06</td> <td>74.00</td> <td>68.92</td> <td>34.19</td> <td>18.20</td> <td>65.37</td> <td>300</td> <td>0 Peak HORIZONTAL</td> </tr> </tbody> </table>	IRE1	Freq	Level	Over Limit	ReadAntenna	Cable	Preamp	A/Pos	T/Pos	Remark	Pol/Phas		MHz	dBuV/m	dB	dBuV/m	dB	dB	cm	deg			1	4800.00	39.34	-34.06	74.00	68.92	34.19	18.20	65.37	300	0 Peak HORIZONTAL	<p>Site : D2C3W-ES Condition : FCC PART 15C @ 3117 CM TEST VERTICAL Project : RF 1000, 0000Hz YFW 3000, 0000Hz SPT Auto Date : FR210710-01 File : 1 Plane : T Full-directivity : Full-directivity</p> <table border="1"> <thead> <tr> <th>IRE1</th> <th>Freq</th> <th>Level</th> <th>Over Limit</th> <th>ReadAntenna</th> <th>Cable</th> <th>Preamp</th> <th>A/Pos</th> <th>T/Pos</th> <th>Remark</th> <th>Pol/Phas</th> </tr> <tr> <th></th> <th>MHz</th> <th>dBuV/m</th> <th>dB</th> <th>dBuV/m</th> <th>dB</th> <th>dB</th> <th>cm</th> <th>deg</th> <th></th> <th></th> </tr> </thead> <tbody> <tr> <td>1</td> <td>4800.00</td> <td>39.84</td> <td>-34.06</td> <td>74.00</td> <td>68.82</td> <td>34.19</td> <td>18.20</td> <td>65.37</td> <td>100</td> <td>0 Peak VERTICAL</td> </tr> </tbody> </table>	IRE1	Freq	Level	Over Limit	ReadAntenna	Cable	Preamp	A/Pos	T/Pos	Remark	Pol/Phas		MHz	dBuV/m	dB	dBuV/m	dB	dB	cm	deg			1	4800.00	39.84	-34.06	74.00	68.82	34.19	18.20	65.37	100	0 Peak VERTICAL
	IRE1	Freq	Level	Over Limit	ReadAntenna	Cable	Preamp	A/Pos	T/Pos	Remark	Pol/Phas																																																									
	MHz	dBuV/m	dB	dBuV/m	dB	dB	cm	deg																																																												
1	4800.00	39.34	-34.06	74.00	68.92	34.19	18.20	65.37	300	0 Peak HORIZONTAL																																																										
IRE1	Freq	Level	Over Limit	ReadAntenna	Cable	Preamp	A/Pos	T/Pos	Remark	Pol/Phas																																																										
	MHz	dBuV/m	dB	dBuV/m	dB	dB	cm	deg																																																												
1	4800.00	39.84	-34.06	74.00	68.82	34.19	18.20	65.37	100	0 Peak VERTICAL																																																										



BLE	2.4GHz 2400~2483.5MHz Harmonic @ 3m																																																																																									
ANT	BLE CH19 2440MHz																																																																																									
1	Horizontal	Vertical																																																																																								
<p>Peak</p> <p>Avg.</p>	 <p>Site : D03W5-E5 Condition : FCC PART 15C 3m 3317 SW 75957 HORIZONTAL Project : RBW 1000.000MHz YSW 3000.000MHz SW: Auto Model : FR210710-01 Plane : Y IMEI : Full-directivity EAT</p> <table border="1"> <thead> <tr> <th>IMEI</th> <th>Freq</th> <th>Level</th> <th>Limit</th> <th>ReadAntenna</th> <th>Cable</th> <th>Preamp</th> <th>A/Pos</th> <th>T/Pos</th> <th>Remark</th> <th>Pol/Phas</th> </tr> <tr> <th></th> <th>MHz</th> <th>dBm</th> <th>dBm</th> <th>dBm</th> <th>dBm</th> <th>dBm</th> <th>cm</th> <th>deg</th> <th></th> <th></th> </tr> </thead> <tbody> <tr> <td>1</td> <td>4875.00</td> <td>40.58</td> <td>-33.42</td> <td>74.00</td> <td>61.48</td> <td>34.23</td> <td>18.29</td> <td>65.42</td> <td>300</td> <td>0 Peak HORIZONTAL</td> </tr> <tr> <td>2</td> <td>7328.00</td> <td>42.95</td> <td>-31.05</td> <td>74.00</td> <td>60.32</td> <td>35.87</td> <td>12.72</td> <td>65.96</td> <td>300</td> <td>0 Peak HORIZONTAL</td> </tr> </tbody> </table>	IMEI	Freq	Level	Limit	ReadAntenna	Cable	Preamp	A/Pos	T/Pos	Remark	Pol/Phas		MHz	dBm	dBm	dBm	dBm	dBm	cm	deg			1	4875.00	40.58	-33.42	74.00	61.48	34.23	18.29	65.42	300	0 Peak HORIZONTAL	2	7328.00	42.95	-31.05	74.00	60.32	35.87	12.72	65.96	300	0 Peak HORIZONTAL	 <p>Site : D03W5-E5 Condition : FCC PART 15C 3m 3317 SW 75957 VERTICAL Project : RBW 1000.000MHz YSW 3000.000MHz SW: Auto Model : FR210710-01 Plane : Y IMEI : Full-directivity EAT</p> <table border="1"> <thead> <tr> <th>IMEI</th> <th>Freq</th> <th>Level</th> <th>Limit</th> <th>ReadAntenna</th> <th>Cable</th> <th>Preamp</th> <th>A/Pos</th> <th>T/Pos</th> <th>Remark</th> <th>Pol/Phas</th> </tr> <tr> <th></th> <th>MHz</th> <th>dBm</th> <th>dBm</th> <th>dBm</th> <th>dBm</th> <th>dBm</th> <th>cm</th> <th>deg</th> <th></th> <th></th> </tr> </thead> <tbody> <tr> <td>1</td> <td>4875.00</td> <td>42.66</td> <td>-31.34</td> <td>74.00</td> <td>63.56</td> <td>34.23</td> <td>18.29</td> <td>65.42</td> <td>100</td> <td>0 Peak VERTICAL</td> </tr> <tr> <td>2</td> <td>7328.00</td> <td>44.46</td> <td>-29.54</td> <td>74.00</td> <td>61.83</td> <td>35.87</td> <td>12.72</td> <td>65.96</td> <td>100</td> <td>0 Peak VERTICAL</td> </tr> </tbody> </table>	IMEI	Freq	Level	Limit	ReadAntenna	Cable	Preamp	A/Pos	T/Pos	Remark	Pol/Phas		MHz	dBm	dBm	dBm	dBm	dBm	cm	deg			1	4875.00	42.66	-31.34	74.00	63.56	34.23	18.29	65.42	100	0 Peak VERTICAL	2	7328.00	44.46	-29.54	74.00	61.83	35.87	12.72	65.96	100	0 Peak VERTICAL
	IMEI	Freq	Level	Limit	ReadAntenna	Cable	Preamp	A/Pos	T/Pos	Remark	Pol/Phas																																																																															
	MHz	dBm	dBm	dBm	dBm	dBm	cm	deg																																																																																		
1	4875.00	40.58	-33.42	74.00	61.48	34.23	18.29	65.42	300	0 Peak HORIZONTAL																																																																																
2	7328.00	42.95	-31.05	74.00	60.32	35.87	12.72	65.96	300	0 Peak HORIZONTAL																																																																																
IMEI	Freq	Level	Limit	ReadAntenna	Cable	Preamp	A/Pos	T/Pos	Remark	Pol/Phas																																																																																
	MHz	dBm	dBm	dBm	dBm	dBm	cm	deg																																																																																		
1	4875.00	42.66	-31.34	74.00	63.56	34.23	18.29	65.42	100	0 Peak VERTICAL																																																																																
2	7328.00	44.46	-29.54	74.00	61.83	35.87	12.72	65.96	100	0 Peak VERTICAL																																																																																



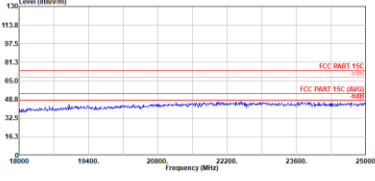
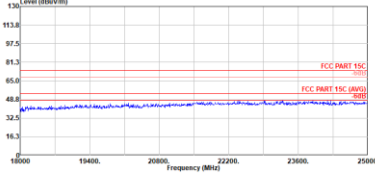
BLE	2.4GHz 2400~2483.5MHz Harmonic @ 3m																																																																																																	
ANT	BLE CH39 2480MHZ																																																																																																	
1	Horizontal	Vertical																																																																																																
Peak	<p>Site : 00306-03 Condition : FCC PART 15C 2e 2217 2B 79597 HORIZONTAL Project : RFV 1105, 000MHz YEW 3000, 000MHz SWT Auto File : FR210710-01 Name : T Full-directivity : T IMEI : 847</p> <table border="1"> <thead> <tr> <th>IMEI</th> <th>Freq</th> <th>Level</th> <th>Over</th> <th>Limit</th> <th>ReadAntenna</th> <th>Cable</th> <th>Preamp</th> <th>A/Pos</th> <th>T/Pos</th> <th>Remark</th> <th>Pul/Phas</th> </tr> <tr> <th></th> <th>MHz</th> <th>dBm/100m</th> <th>dB</th> <th>dBm/100m</th> <th>dBm/100m</th> <th>dBm/100m</th> <th>dB</th> <th>cm</th> <th>deg</th> <th></th> <th></th> </tr> </thead> <tbody> <tr> <td>1</td> <td>4965.00</td> <td>40.32</td> <td>-33.68</td> <td>74.00</td> <td>61.10</td> <td>34.28</td> <td>10.41</td> <td>65.47</td> <td>300</td> <td>0 Peak</td> <td>HORIZONTAL</td> </tr> <tr> <td>2</td> <td>7448.00</td> <td>43.38</td> <td>-30.62</td> <td>74.00</td> <td>61.01</td> <td>35.89</td> <td>12.79</td> <td>66.31</td> <td>300</td> <td>0 Peak</td> <td>HORIZONTAL</td> </tr> </tbody> </table>	IMEI	Freq	Level	Over	Limit	ReadAntenna	Cable	Preamp	A/Pos	T/Pos	Remark	Pul/Phas		MHz	dBm/100m	dB	dBm/100m	dBm/100m	dBm/100m	dB	cm	deg			1	4965.00	40.32	-33.68	74.00	61.10	34.28	10.41	65.47	300	0 Peak	HORIZONTAL	2	7448.00	43.38	-30.62	74.00	61.01	35.89	12.79	66.31	300	0 Peak	HORIZONTAL	<p>Site : 00306-03 Condition : FCC PART 15C 2e 2217 2B 79597 VERTICAL Project : RFV 1105, 000MHz YEW 3000, 000MHz SWT Auto File : FR210710-01 Name : T Full-directivity : T IMEI : 847</p> <table border="1"> <thead> <tr> <th>IMEI</th> <th>Freq</th> <th>Level</th> <th>Over</th> <th>Limit</th> <th>ReadAntenna</th> <th>Cable</th> <th>Preamp</th> <th>A/Pos</th> <th>T/Pos</th> <th>Remark</th> <th>Pul/Phas</th> </tr> <tr> <th></th> <th>MHz</th> <th>dBm/100m</th> <th>dB</th> <th>dBm/100m</th> <th>dBm/100m</th> <th>dBm/100m</th> <th>dB</th> <th>cm</th> <th>deg</th> <th></th> <th></th> </tr> </thead> <tbody> <tr> <td>1</td> <td>4965.00</td> <td>40.83</td> <td>-33.17</td> <td>74.00</td> <td>61.61</td> <td>34.28</td> <td>10.41</td> <td>65.47</td> <td>100</td> <td>0 Peak</td> <td>VERTICAL</td> </tr> <tr> <td>2</td> <td>7448.00</td> <td>44.87</td> <td>-29.13</td> <td>74.00</td> <td>61.70</td> <td>35.89</td> <td>12.79</td> <td>66.31</td> <td>100</td> <td>0 Peak</td> <td>VERTICAL</td> </tr> </tbody> </table>	IMEI	Freq	Level	Over	Limit	ReadAntenna	Cable	Preamp	A/Pos	T/Pos	Remark	Pul/Phas		MHz	dBm/100m	dB	dBm/100m	dBm/100m	dBm/100m	dB	cm	deg			1	4965.00	40.83	-33.17	74.00	61.61	34.28	10.41	65.47	100	0 Peak	VERTICAL	2	7448.00	44.87	-29.13	74.00	61.70	35.89	12.79	66.31	100	0 Peak	VERTICAL
IMEI	Freq	Level	Over	Limit	ReadAntenna	Cable	Preamp	A/Pos	T/Pos	Remark	Pul/Phas																																																																																							
	MHz	dBm/100m	dB	dBm/100m	dBm/100m	dBm/100m	dB	cm	deg																																																																																									
1	4965.00	40.32	-33.68	74.00	61.10	34.28	10.41	65.47	300	0 Peak	HORIZONTAL																																																																																							
2	7448.00	43.38	-30.62	74.00	61.01	35.89	12.79	66.31	300	0 Peak	HORIZONTAL																																																																																							
IMEI	Freq	Level	Over	Limit	ReadAntenna	Cable	Preamp	A/Pos	T/Pos	Remark	Pul/Phas																																																																																							
	MHz	dBm/100m	dB	dBm/100m	dBm/100m	dBm/100m	dB	cm	deg																																																																																									
1	4965.00	40.83	-33.17	74.00	61.61	34.28	10.41	65.47	100	0 Peak	VERTICAL																																																																																							
2	7448.00	44.87	-29.13	74.00	61.70	35.89	12.79	66.31	100	0 Peak	VERTICAL																																																																																							



Emission below 1GHz
2.4GHz BLE (LF)

BLE	2.4GHz 2400~2483.5MHz																																																																																																																																																																																																	
ANT	BLE LF																																																																																																																																																																																																	
1	Horizontal	Vertical																																																																																																																																																																																																
QP / Peak	<p>Site : D20305-E2 Condition : FCC PART 15C 2m CE6111D 4992Z HORIZONTAL Project : NEW 100.000MHz VSW 300.000Hz SWT Auto Mode : FREQ110710-01 Plane : 0 File : Full-directivity IMEI : 867</p> <table border="1"> <thead> <tr> <th>IMEI</th> <th>Freq</th> <th>Level</th> <th>Over</th> <th>Limit</th> <th>RadAntenna</th> <th>Cable</th> <th>Preamp</th> <th>A/Pos</th> <th>T/Pos</th> <th>Remark</th> <th>Pol/Phas</th> </tr> <tr> <th></th> <th>MHz</th> <th>dBuV/m</th> <th>dB</th> <th>dBuV/m</th> <th>dBuV</th> <th>dB/m</th> <th>dB</th> <th>dB</th> <th>cm</th> <th>deg</th> <th></th> </tr> </thead> <tbody> <tr> <td>1</td> <td>30.97</td> <td>19.89</td> <td>-28.91</td> <td>48.00</td> <td>26.71</td> <td>24.75</td> <td>0.71</td> <td>33.08</td> <td>---</td> <td>---</td> <td>Peak HORIZONTAL</td> </tr> <tr> <td>2</td> <td>176.47</td> <td>28.48</td> <td>-23.82</td> <td>45.50</td> <td>36.18</td> <td>15.83</td> <td>2.82</td> <td>32.95</td> <td>---</td> <td>---</td> <td>Peak HORIZONTAL</td> </tr> <tr> <td>3</td> <td>221.89</td> <td>19.66</td> <td>-26.24</td> <td>46.00</td> <td>35.18</td> <td>15.16</td> <td>2.28</td> <td>32.86</td> <td>---</td> <td>---</td> <td>Peak HORIZONTAL</td> </tr> <tr> <td>4</td> <td>358.18</td> <td>21.77</td> <td>-24.23</td> <td>46.00</td> <td>31.42</td> <td>28.30</td> <td>2.85</td> <td>32.80</td> <td>---</td> <td>---</td> <td>Peak HORIZONTAL</td> </tr> <tr> <td>5</td> <td>653.71</td> <td>25.81</td> <td>-20.18</td> <td>46.00</td> <td>28.15</td> <td>26.35</td> <td>1.98</td> <td>32.93</td> <td>---</td> <td>---</td> <td>Peak HORIZONTAL</td> </tr> <tr> <td>6</td> <td>857.41</td> <td>29.11</td> <td>-16.89</td> <td>46.00</td> <td>27.97</td> <td>28.95</td> <td>4.47</td> <td>32.28</td> <td>---</td> <td>---</td> <td>Peak HORIZONTAL</td> </tr> </tbody> </table>	IMEI	Freq	Level	Over	Limit	RadAntenna	Cable	Preamp	A/Pos	T/Pos	Remark	Pol/Phas		MHz	dBuV/m	dB	dBuV/m	dBuV	dB/m	dB	dB	cm	deg		1	30.97	19.89	-28.91	48.00	26.71	24.75	0.71	33.08	---	---	Peak HORIZONTAL	2	176.47	28.48	-23.82	45.50	36.18	15.83	2.82	32.95	---	---	Peak HORIZONTAL	3	221.89	19.66	-26.24	46.00	35.18	15.16	2.28	32.86	---	---	Peak HORIZONTAL	4	358.18	21.77	-24.23	46.00	31.42	28.30	2.85	32.80	---	---	Peak HORIZONTAL	5	653.71	25.81	-20.18	46.00	28.15	26.35	1.98	32.93	---	---	Peak HORIZONTAL	6	857.41	29.11	-16.89	46.00	27.97	28.95	4.47	32.28	---	---	Peak HORIZONTAL	<p>Site : D20305-E2 Condition : FCC PART 15C 2m CE6111D 4992Z VERTICAL Project : NEW 100.000MHz VSW 300.000Hz SWT Auto Mode : FREQ110710-01 Plane : 0 File : Full-directivity IMEI : 867</p> <table border="1"> <thead> <tr> <th>IMEI</th> <th>Freq</th> <th>Level</th> <th>Over</th> <th>Limit</th> <th>RadAntenna</th> <th>Cable</th> <th>Preamp</th> <th>A/Pos</th> <th>T/Pos</th> <th>Remark</th> <th>Pol/Phas</th> </tr> <tr> <th></th> <th>MHz</th> <th>dBuV/m</th> <th>dB</th> <th>dBuV/m</th> <th>dBuV</th> <th>dB/m</th> <th>dB</th> <th>dB</th> <th>cm</th> <th>deg</th> <th></th> </tr> </thead> <tbody> <tr> <td>1</td> <td>30.97</td> <td>29.42</td> <td>-18.58</td> <td>48.00</td> <td>36.76</td> <td>24.75</td> <td>0.71</td> <td>32.88</td> <td>---</td> <td>---</td> <td>Peak VERTICAL</td> </tr> <tr> <td>2</td> <td>56.19</td> <td>25.21</td> <td>-14.69</td> <td>48.00</td> <td>44.58</td> <td>32.79</td> <td>1.12</td> <td>33.18</td> <td>---</td> <td>---</td> <td>Peak VERTICAL</td> </tr> <tr> <td>3</td> <td>173.56</td> <td>19.75</td> <td>-23.75</td> <td>43.50</td> <td>35.51</td> <td>15.18</td> <td>2.00</td> <td>32.94</td> <td>---</td> <td>---</td> <td>Peak VERTICAL</td> </tr> <tr> <td>4</td> <td>324.88</td> <td>19.87</td> <td>-26.93</td> <td>46.00</td> <td>29.31</td> <td>19.72</td> <td>2.74</td> <td>32.98</td> <td>---</td> <td>---</td> <td>Peak VERTICAL</td> </tr> <tr> <td>5</td> <td>444.12</td> <td>28.78</td> <td>-21.18</td> <td>46.00</td> <td>28.41</td> <td>21.98</td> <td>3.19</td> <td>32.77</td> <td>---</td> <td>---</td> <td>Peak VERTICAL</td> </tr> <tr> <td>6</td> <td>491.72</td> <td>21.51</td> <td>-24.49</td> <td>46.00</td> <td>27.80</td> <td>23.98</td> <td>3.39</td> <td>32.78</td> <td>---</td> <td>---</td> <td>Peak VERTICAL</td> </tr> </tbody> </table>	IMEI	Freq	Level	Over	Limit	RadAntenna	Cable	Preamp	A/Pos	T/Pos	Remark	Pol/Phas		MHz	dBuV/m	dB	dBuV/m	dBuV	dB/m	dB	dB	cm	deg		1	30.97	29.42	-18.58	48.00	36.76	24.75	0.71	32.88	---	---	Peak VERTICAL	2	56.19	25.21	-14.69	48.00	44.58	32.79	1.12	33.18	---	---	Peak VERTICAL	3	173.56	19.75	-23.75	43.50	35.51	15.18	2.00	32.94	---	---	Peak VERTICAL	4	324.88	19.87	-26.93	46.00	29.31	19.72	2.74	32.98	---	---	Peak VERTICAL	5	444.12	28.78	-21.18	46.00	28.41	21.98	3.19	32.77	---	---	Peak VERTICAL	6	491.72	21.51	-24.49	46.00	27.80	23.98	3.39	32.78	---	---	Peak VERTICAL
	IMEI	Freq	Level	Over	Limit	RadAntenna	Cable	Preamp	A/Pos	T/Pos	Remark	Pol/Phas																																																																																																																																																																																						
	MHz	dBuV/m	dB	dBuV/m	dBuV	dB/m	dB	dB	cm	deg																																																																																																																																																																																								
1	30.97	19.89	-28.91	48.00	26.71	24.75	0.71	33.08	---	---	Peak HORIZONTAL																																																																																																																																																																																							
2	176.47	28.48	-23.82	45.50	36.18	15.83	2.82	32.95	---	---	Peak HORIZONTAL																																																																																																																																																																																							
3	221.89	19.66	-26.24	46.00	35.18	15.16	2.28	32.86	---	---	Peak HORIZONTAL																																																																																																																																																																																							
4	358.18	21.77	-24.23	46.00	31.42	28.30	2.85	32.80	---	---	Peak HORIZONTAL																																																																																																																																																																																							
5	653.71	25.81	-20.18	46.00	28.15	26.35	1.98	32.93	---	---	Peak HORIZONTAL																																																																																																																																																																																							
6	857.41	29.11	-16.89	46.00	27.97	28.95	4.47	32.28	---	---	Peak HORIZONTAL																																																																																																																																																																																							
IMEI	Freq	Level	Over	Limit	RadAntenna	Cable	Preamp	A/Pos	T/Pos	Remark	Pol/Phas																																																																																																																																																																																							
	MHz	dBuV/m	dB	dBuV/m	dBuV	dB/m	dB	dB	cm	deg																																																																																																																																																																																								
1	30.97	29.42	-18.58	48.00	36.76	24.75	0.71	32.88	---	---	Peak VERTICAL																																																																																																																																																																																							
2	56.19	25.21	-14.69	48.00	44.58	32.79	1.12	33.18	---	---	Peak VERTICAL																																																																																																																																																																																							
3	173.56	19.75	-23.75	43.50	35.51	15.18	2.00	32.94	---	---	Peak VERTICAL																																																																																																																																																																																							
4	324.88	19.87	-26.93	46.00	29.31	19.72	2.74	32.98	---	---	Peak VERTICAL																																																																																																																																																																																							
5	444.12	28.78	-21.18	46.00	28.41	21.98	3.19	32.77	---	---	Peak VERTICAL																																																																																																																																																																																							
6	491.72	21.51	-24.49	46.00	27.80	23.98	3.39	32.78	---	---	Peak VERTICAL																																																																																																																																																																																							



BLE	2.4GHz 2400~2483.5MHz Harmonic @ 3m from worse case	
ANT	BLE CH39 2480MHz (18GHz-25GHz)	
1	Horizontal	Vertical
Peak	 <p>The graph shows the peak level of the 2.4GHz harmonic signal in a horizontal orientation. The y-axis represents Level (dBuV/m) from 16.3 to 113.8. The x-axis represents Frequency (MHz) from 18000 to 25000. Two red horizontal lines indicate FCC Part 15C limits: one at 81.5 dBuV/m and another at 65.0 dBuV/m. The blue signal trace remains below the 65.0 dBuV/m limit.</p>	 <p>The graph shows the peak level of the 2.4GHz harmonic signal in a vertical orientation. The y-axis represents Level (dBuV/m) from 16.3 to 113.8. The x-axis represents Frequency (MHz) from 18000 to 25000. Two red horizontal lines indicate FCC Part 15C limits: one at 81.5 dBuV/m and another at 65.0 dBuV/m. The blue signal trace remains below the 65.0 dBuV/m limit.</p>



<Bluetooth LE 2Mbps>

2.4GHz 2400~2483.5MHz

BLE (Band Edge @ 3m)

BLE	2.4GHz 2400~2483.5MHz Band Edge @ 3m																																																																					
ANT	BLE CH00 2402MHz																																																																					
1	Horizontal	Fundamental																																																																				
Peak	<p>Site : D2C205-E2 Condition : FCC PART 15C 3e 3317 5M 75667 HORIZONTAL Project : SFM 1000,000MHz YEM 3000,000MHz SWI:auto File : FR210710-01 Plane : T Full-directivity : Full-directivity IMEI : #47</p> <table border="1"> <thead> <tr> <th>Freq</th> <th>Level</th> <th>Over</th> <th>Limit</th> <th>ReadAntenna</th> <th>Cable</th> <th>Preamp</th> <th>A/Pos</th> <th>T/Pos</th> <th>Remark</th> <th>Pol/Phas</th> </tr> <tr> <th>MHz</th> <th>dBm</th> <th>dB</th> <th>dBm</th> <th>dBm</th> <th>dB</th> <th>dB</th> <th>cm</th> <th>deg</th> <th></th> <th></th> </tr> </thead> <tbody> <tr> <td>1</td> <td>2369.88</td> <td>58.29</td> <td>-23.71</td> <td>74.00</td> <td>47.23</td> <td>32.86</td> <td>7.87</td> <td>36.87</td> <td>382</td> <td>175 Peak</td> <td>HORIZONTAL</td> </tr> </tbody> </table>	Freq	Level	Over	Limit	ReadAntenna	Cable	Preamp	A/Pos	T/Pos	Remark	Pol/Phas	MHz	dBm	dB	dBm	dBm	dB	dB	cm	deg			1	2369.88	58.29	-23.71	74.00	47.23	32.86	7.87	36.87	382	175 Peak	HORIZONTAL	<p>Site : D2C205-E2 Condition : FCC PART 15C 3e 3317 5M 75667 HORIZONTAL Project : SFM 1000,000MHz YEM 3000,000MHz SWI:auto File : FR210710-01 Plane : T Full-directivity : Full-directivity IMEI : #47</p> <table border="1"> <thead> <tr> <th>Freq</th> <th>Level</th> <th>Over</th> <th>Limit</th> <th>ReadAntenna</th> <th>Cable</th> <th>Preamp</th> <th>A/Pos</th> <th>T/Pos</th> <th>Remark</th> <th>Pol/Phas</th> </tr> <tr> <th>MHz</th> <th>dBm</th> <th>dB</th> <th>dBm</th> <th>dBm</th> <th>dB</th> <th>dB</th> <th>cm</th> <th>deg</th> <th></th> <th></th> </tr> </thead> <tbody> <tr> <td>1</td> <td>2482.00</td> <td>182.36</td> <td>28.36</td> <td>74.00</td> <td>99.21</td> <td>32.88</td> <td>7.13</td> <td>36.86</td> <td>382</td> <td>175 Peak</td> <td>HORIZONTAL</td> </tr> </tbody> </table>	Freq	Level	Over	Limit	ReadAntenna	Cable	Preamp	A/Pos	T/Pos	Remark	Pol/Phas	MHz	dBm	dB	dBm	dBm	dB	dB	cm	deg			1	2482.00	182.36	28.36	74.00	99.21	32.88	7.13	36.86	382	175 Peak	HORIZONTAL
Freq	Level	Over	Limit	ReadAntenna	Cable	Preamp	A/Pos	T/Pos	Remark	Pol/Phas																																																												
MHz	dBm	dB	dBm	dBm	dB	dB	cm	deg																																																														
1	2369.88	58.29	-23.71	74.00	47.23	32.86	7.87	36.87	382	175 Peak	HORIZONTAL																																																											
Freq	Level	Over	Limit	ReadAntenna	Cable	Preamp	A/Pos	T/Pos	Remark	Pol/Phas																																																												
MHz	dBm	dB	dBm	dBm	dB	dB	cm	deg																																																														
1	2482.00	182.36	28.36	74.00	99.21	32.88	7.13	36.86	382	175 Peak	HORIZONTAL																																																											
Avg.	<p>Site : D2C205-E2 Condition : FCC PART 15C (AVG) 3e 3317 5M 75667 HORIZONTAL Project : SFM 1000,000MHz YEM 3,100MHz SWI:auto File : FR210710-01 Plane : T Full-directivity : Full-directivity IMEI : #47</p> <table border="1"> <thead> <tr> <th>Freq</th> <th>Level</th> <th>Over</th> <th>Limit</th> <th>ReadAntenna</th> <th>Cable</th> <th>Preamp</th> <th>A/Pos</th> <th>T/Pos</th> <th>Remark</th> <th>Pol/Phas</th> </tr> <tr> <th>MHz</th> <th>dBm</th> <th>dB</th> <th>dBm</th> <th>dBm</th> <th>dB</th> <th>dB</th> <th>cm</th> <th>deg</th> <th></th> <th></th> </tr> </thead> <tbody> <tr> <td>1</td> <td>2389.43</td> <td>41.32</td> <td>-12.68</td> <td>54.00</td> <td>38.28</td> <td>32.88</td> <td>7.18</td> <td>36.86</td> <td>382</td> <td>175 Average</td> <td>HORIZONTAL</td> </tr> </tbody> </table>	Freq	Level	Over	Limit	ReadAntenna	Cable	Preamp	A/Pos	T/Pos	Remark	Pol/Phas	MHz	dBm	dB	dBm	dBm	dB	dB	cm	deg			1	2389.43	41.32	-12.68	54.00	38.28	32.88	7.18	36.86	382	175 Average	HORIZONTAL	<p>Site : D2C205-E2 Condition : FCC PART 15C (AVG) 3e 3317 5M 75667 HORIZONTAL Project : SFM 1000,000MHz YEM 3,100MHz SWI:auto File : FR210710-01 Plane : T Full-directivity : Full-directivity IMEI : #47</p> <table border="1"> <thead> <tr> <th>Freq</th> <th>Level</th> <th>Over</th> <th>Limit</th> <th>ReadAntenna</th> <th>Cable</th> <th>Preamp</th> <th>A/Pos</th> <th>T/Pos</th> <th>Remark</th> <th>Pol/Phas</th> </tr> <tr> <th>MHz</th> <th>dBm</th> <th>dB</th> <th>dBm</th> <th>dBm</th> <th>dB</th> <th>dB</th> <th>cm</th> <th>deg</th> <th></th> <th></th> </tr> </thead> <tbody> <tr> <td>1</td> <td>2482.00</td> <td>180.97</td> <td>46.97</td> <td>54.00</td> <td>97.82</td> <td>32.88</td> <td>7.13</td> <td>36.86</td> <td>382</td> <td>175 Average</td> <td>HORIZONTAL</td> </tr> </tbody> </table>	Freq	Level	Over	Limit	ReadAntenna	Cable	Preamp	A/Pos	T/Pos	Remark	Pol/Phas	MHz	dBm	dB	dBm	dBm	dB	dB	cm	deg			1	2482.00	180.97	46.97	54.00	97.82	32.88	7.13	36.86	382	175 Average	HORIZONTAL
Freq	Level	Over	Limit	ReadAntenna	Cable	Preamp	A/Pos	T/Pos	Remark	Pol/Phas																																																												
MHz	dBm	dB	dBm	dBm	dB	dB	cm	deg																																																														
1	2389.43	41.32	-12.68	54.00	38.28	32.88	7.18	36.86	382	175 Average	HORIZONTAL																																																											
Freq	Level	Over	Limit	ReadAntenna	Cable	Preamp	A/Pos	T/Pos	Remark	Pol/Phas																																																												
MHz	dBm	dB	dBm	dBm	dB	dB	cm	deg																																																														
1	2482.00	180.97	46.97	54.00	97.82	32.88	7.13	36.86	382	175 Average	HORIZONTAL																																																											



BLE	2.4GHz 2400~2483.5MHz Band Edge @ 3m																																																																									
ANT	BLE CH00 2402MHZ																																																																									
1	Vertical	Fundamental																																																																								
Peak	<p>Site : 032905-E5 Condition : FCC PART 15C @ 3317.5M 75957 VERTICAL Project : RFV 1000.000MHz YFW 3000.000MHz SWT Auto Model : FR210710-01 Plane : T Full-directivity : Full-directivity IMEI : #47</p> <table border="1"> <thead> <tr> <th>IMEI</th> <th>Freq</th> <th>Level</th> <th>Over</th> <th>Limit</th> <th>ReadAntenna</th> <th>Cable</th> <th>Preamp</th> <th>A/Pos</th> <th>T/Pos</th> <th>Remark</th> <th>Pol/Phas</th> </tr> <tr> <th></th> <th>MHz</th> <th>dBm</th> <th>dB</th> <th>dBm</th> <th>dBm</th> <th>dB</th> <th>dB</th> <th>cm</th> <th>deg</th> <th></th> <th></th> </tr> </thead> <tbody> <tr> <td>1</td> <td>2332.36</td> <td>59.43</td> <td>-23.57</td> <td>74.00</td> <td>47.53</td> <td>32.79</td> <td>7.43</td> <td>36.90</td> <td>186</td> <td>176 Peak</td> <td>VERTICAL</td> </tr> </tbody> </table>	IMEI	Freq	Level	Over	Limit	ReadAntenna	Cable	Preamp	A/Pos	T/Pos	Remark	Pol/Phas		MHz	dBm	dB	dBm	dBm	dB	dB	cm	deg			1	2332.36	59.43	-23.57	74.00	47.53	32.79	7.43	36.90	186	176 Peak	VERTICAL	<p>Site : 032905-E5 Condition : FCC PART 15C @ 3317.5M 75957 VERTICAL Project : RFV 1000.000MHz YFW 3000.000MHz SWT Auto Model : FR210710-01 Plane : T Full-directivity : Full-directivity IMEI : #47</p> <table border="1"> <thead> <tr> <th>IMEI</th> <th>Freq</th> <th>Level</th> <th>Over</th> <th>Limit</th> <th>ReadAntenna</th> <th>Cable</th> <th>Preamp</th> <th>A/Pos</th> <th>T/Pos</th> <th>Remark</th> <th>Pol/Phas</th> </tr> <tr> <th></th> <th>MHz</th> <th>dBm</th> <th>dB</th> <th>dBm</th> <th>dBm</th> <th>dB</th> <th>dB</th> <th>cm</th> <th>deg</th> <th></th> <th></th> </tr> </thead> <tbody> <tr> <td>1 *</td> <td>2402.00</td> <td>98.76</td> <td>24.76</td> <td>74.00</td> <td>95.61</td> <td>32.88</td> <td>7.13</td> <td>36.86</td> <td>186</td> <td>176 Peak</td> <td>VERTICAL</td> </tr> </tbody> </table>	IMEI	Freq	Level	Over	Limit	ReadAntenna	Cable	Preamp	A/Pos	T/Pos	Remark	Pol/Phas		MHz	dBm	dB	dBm	dBm	dB	dB	cm	deg			1 *	2402.00	98.76	24.76	74.00	95.61	32.88	7.13	36.86	186	176 Peak	VERTICAL
	IMEI	Freq	Level	Over	Limit	ReadAntenna	Cable	Preamp	A/Pos	T/Pos	Remark	Pol/Phas																																																														
	MHz	dBm	dB	dBm	dBm	dB	dB	cm	deg																																																																	
1	2332.36	59.43	-23.57	74.00	47.53	32.79	7.43	36.90	186	176 Peak	VERTICAL																																																															
IMEI	Freq	Level	Over	Limit	ReadAntenna	Cable	Preamp	A/Pos	T/Pos	Remark	Pol/Phas																																																															
	MHz	dBm	dB	dBm	dBm	dB	dB	cm	deg																																																																	
1 *	2402.00	98.76	24.76	74.00	95.61	32.88	7.13	36.86	186	176 Peak	VERTICAL																																																															
Avg	<p>Site : 032905-E5 Condition : FCC PART 15C (AVG) @ 3317.5M 75957 VERTICAL Project : RFV 1000.000MHz YFW 5.100MHz SWT Auto Model : FR210710-01 Plane : T Full-directivity : Full-directivity IMEI : #47</p> <table border="1"> <thead> <tr> <th>IMEI</th> <th>Freq</th> <th>Level</th> <th>Over</th> <th>Limit</th> <th>ReadAntenna</th> <th>Cable</th> <th>Preamp</th> <th>A/Pos</th> <th>T/Pos</th> <th>Remark</th> <th>Pol/Phas</th> </tr> <tr> <th></th> <th>MHz</th> <th>dBm</th> <th>dB</th> <th>dBm</th> <th>dBm</th> <th>dB</th> <th>dB</th> <th>cm</th> <th>deg</th> <th></th> <th></th> </tr> </thead> <tbody> <tr> <td>1</td> <td>2383.84</td> <td>41.07</td> <td>-12.93</td> <td>54.00</td> <td>37.98</td> <td>32.86</td> <td>7.18</td> <td>36.87</td> <td>186</td> <td>176 Average</td> <td>VERTICAL</td> </tr> </tbody> </table>	IMEI	Freq	Level	Over	Limit	ReadAntenna	Cable	Preamp	A/Pos	T/Pos	Remark	Pol/Phas		MHz	dBm	dB	dBm	dBm	dB	dB	cm	deg			1	2383.84	41.07	-12.93	54.00	37.98	32.86	7.18	36.87	186	176 Average	VERTICAL	<p>Site : 032905-E5 Condition : FCC PART 15C (AVG) @ 3317.5M 75957 VERTICAL Project : RFV 1000.000MHz YFW 5.100MHz SWT Auto Model : FR210710-01 Plane : T Full-directivity : Full-directivity IMEI : #47</p> <table border="1"> <thead> <tr> <th>IMEI</th> <th>Freq</th> <th>Level</th> <th>Over</th> <th>Limit</th> <th>ReadAntenna</th> <th>Cable</th> <th>Preamp</th> <th>A/Pos</th> <th>T/Pos</th> <th>Remark</th> <th>Pol/Phas</th> </tr> <tr> <th></th> <th>MHz</th> <th>dBm</th> <th>dB</th> <th>dBm</th> <th>dBm</th> <th>dB</th> <th>dB</th> <th>cm</th> <th>deg</th> <th></th> <th></th> </tr> </thead> <tbody> <tr> <td>1 *</td> <td>2402.00</td> <td>97.34</td> <td>43.34</td> <td>54.00</td> <td>94.19</td> <td>32.88</td> <td>7.13</td> <td>36.86</td> <td>186</td> <td>176 Average</td> <td>VERTICAL</td> </tr> </tbody> </table>	IMEI	Freq	Level	Over	Limit	ReadAntenna	Cable	Preamp	A/Pos	T/Pos	Remark	Pol/Phas		MHz	dBm	dB	dBm	dBm	dB	dB	cm	deg			1 *	2402.00	97.34	43.34	54.00	94.19	32.88	7.13	36.86	186	176 Average	VERTICAL
	IMEI	Freq	Level	Over	Limit	ReadAntenna	Cable	Preamp	A/Pos	T/Pos	Remark	Pol/Phas																																																														
	MHz	dBm	dB	dBm	dBm	dB	dB	cm	deg																																																																	
1	2383.84	41.07	-12.93	54.00	37.98	32.86	7.18	36.87	186	176 Average	VERTICAL																																																															
IMEI	Freq	Level	Over	Limit	ReadAntenna	Cable	Preamp	A/Pos	T/Pos	Remark	Pol/Phas																																																															
	MHz	dBm	dB	dBm	dBm	dB	dB	cm	deg																																																																	
1 *	2402.00	97.34	43.34	54.00	94.19	32.88	7.13	36.86	186	176 Average	VERTICAL																																																															



BLE	2.4GHz 2400~2483.5MHz Band Edge @ 3m																																																																			
ANT	BLE CH39 2480MHZ																																																																			
1	Horizontal	Fundamental																																																																		
<p>Peak</p>	<p>No. 1098, Pengxi North Road, Kunshan Economic & Technical Development Zone, Jiangsu, China Tel: +86-512-57900158 Fax: +86-512-57900958 http://www.sporton.com.cn</p> <p>Site : 0329W-E5 Condition : FCC PART 15C @ 3317.5M 75957 HORIZONTAL Project : RFV 1000, 000MHz YEM 3000, 000MHz SWT Auto FR210710-01 Mode : P Plane : T Full-directivity : #1 IRE1</p> <table border="1"> <thead> <tr> <th>Freq</th> <th>Level</th> <th>Over</th> <th>Limit</th> <th>ReadAntenna</th> <th>Cable</th> <th>Preamp</th> <th>A/Pos</th> <th>T/Pos</th> <th>Remark</th> <th>Pol/Phas</th> </tr> <tr> <th>MHz</th> <th>dBm</th> <th>dB</th> <th>dBm</th> <th>dBm</th> <th>dB</th> <th>dB</th> <th>cm</th> <th>deg</th> <th></th> <th></th> </tr> </thead> <tbody> <tr> <td>1 * 2480.00</td> <td>102.48</td> <td>28.48</td> <td>74.00</td> <td>99.07</td> <td>32.98</td> <td>7.25</td> <td>36.82</td> <td>170</td> <td>173 Peak</td> <td>HORIZONTAL</td> </tr> </tbody> </table>	Freq	Level	Over	Limit	ReadAntenna	Cable	Preamp	A/Pos	T/Pos	Remark	Pol/Phas	MHz	dBm	dB	dBm	dBm	dB	dB	cm	deg			1 * 2480.00	102.48	28.48	74.00	99.07	32.98	7.25	36.82	170	173 Peak	HORIZONTAL	<p>No. 1098, Pengxi North Road, Kunshan Economic & Technical Development Zone, Jiangsu, China Tel: +86-512-57900158 Fax: +86-512-57900958 http://www.sporton.com.cn</p> <p>Site : 0329W-E5 Condition : FCC PART 15C @ 3317.5M 75957 HORIZONTAL Project : RFV 1000, 000MHz YEM 3000, 000MHz SWT Auto FR210710-01 Mode : P Plane : T Full-directivity : #1 IRE1</p> <table border="1"> <thead> <tr> <th>Freq</th> <th>Level</th> <th>Over</th> <th>Limit</th> <th>ReadAntenna</th> <th>Cable</th> <th>Preamp</th> <th>A/Pos</th> <th>T/Pos</th> <th>Remark</th> <th>Pol/Phas</th> </tr> <tr> <th>MHz</th> <th>dBm</th> <th>dB</th> <th>dBm</th> <th>dBm</th> <th>dB</th> <th>dB</th> <th>cm</th> <th>deg</th> <th></th> <th></th> </tr> </thead> <tbody> <tr> <td>1 2483.50</td> <td>61.36</td> <td>-12.64</td> <td>74.00</td> <td>57.95</td> <td>32.98</td> <td>7.25</td> <td>36.82</td> <td>170</td> <td>173 Peak</td> <td>HORIZONTAL</td> </tr> </tbody> </table>	Freq	Level	Over	Limit	ReadAntenna	Cable	Preamp	A/Pos	T/Pos	Remark	Pol/Phas	MHz	dBm	dB	dBm	dBm	dB	dB	cm	deg			1 2483.50	61.36	-12.64	74.00	57.95	32.98	7.25	36.82	170	173 Peak	HORIZONTAL
Freq	Level	Over	Limit	ReadAntenna	Cable	Preamp	A/Pos	T/Pos	Remark	Pol/Phas																																																										
MHz	dBm	dB	dBm	dBm	dB	dB	cm	deg																																																												
1 * 2480.00	102.48	28.48	74.00	99.07	32.98	7.25	36.82	170	173 Peak	HORIZONTAL																																																										
Freq	Level	Over	Limit	ReadAntenna	Cable	Preamp	A/Pos	T/Pos	Remark	Pol/Phas																																																										
MHz	dBm	dB	dBm	dBm	dB	dB	cm	deg																																																												
1 2483.50	61.36	-12.64	74.00	57.95	32.98	7.25	36.82	170	173 Peak	HORIZONTAL																																																										
<p>Avg.</p>	<p>No. 1098, Pengxi North Road, Kunshan Economic & Technical Development Zone, Jiangsu, China Tel: +86-512-57900158 Fax: +86-512-57900958 http://www.sporton.com.cn</p> <p>Site : 0329W-E5 Condition : FCC PART 15C (AVG) @ 3317.5M 75957 HORIZONTAL Project : RFV 1000, 000MHz YEM 3, 100MHz SWT Auto FR210710-01 Mode : P Plane : T Full-directivity : #1 IRE1</p> <table border="1"> <thead> <tr> <th>Freq</th> <th>Level</th> <th>Over</th> <th>Limit</th> <th>ReadAntenna</th> <th>Cable</th> <th>Preamp</th> <th>A/Pos</th> <th>T/Pos</th> <th>Remark</th> <th>Pol/Phas</th> </tr> <tr> <th>MHz</th> <th>dBm</th> <th>dB</th> <th>dBm</th> <th>dBm</th> <th>dB</th> <th>dB</th> <th>cm</th> <th>deg</th> <th></th> <th></th> </tr> </thead> <tbody> <tr> <td>1 * 2480.00</td> <td>101.06</td> <td>47.06</td> <td>54.00</td> <td>97.65</td> <td>32.98</td> <td>7.25</td> <td>36.82</td> <td>170</td> <td>173 Average</td> <td>HORIZONTAL</td> </tr> </tbody> </table>	Freq	Level	Over	Limit	ReadAntenna	Cable	Preamp	A/Pos	T/Pos	Remark	Pol/Phas	MHz	dBm	dB	dBm	dBm	dB	dB	cm	deg			1 * 2480.00	101.06	47.06	54.00	97.65	32.98	7.25	36.82	170	173 Average	HORIZONTAL	<p>No. 1098, Pengxi North Road, Kunshan Economic & Technical Development Zone, Jiangsu, China Tel: +86-512-57900158 Fax: +86-512-57900958 http://www.sporton.com.cn</p> <p>Site : 0329W-E5 Condition : FCC PART 15C (AVG) @ 3317.5M 75957 HORIZONTAL Project : RFV 1000, 000MHz YEM 3, 100MHz SWT Auto FR210710-01 Mode : P Plane : T Full-directivity : #1 IRE1</p> <table border="1"> <thead> <tr> <th>Freq</th> <th>Level</th> <th>Over</th> <th>Limit</th> <th>ReadAntenna</th> <th>Cable</th> <th>Preamp</th> <th>A/Pos</th> <th>T/Pos</th> <th>Remark</th> <th>Pol/Phas</th> </tr> <tr> <th>MHz</th> <th>dBm</th> <th>dB</th> <th>dBm</th> <th>dBm</th> <th>dB</th> <th>dB</th> <th>cm</th> <th>deg</th> <th></th> <th></th> </tr> </thead> <tbody> <tr> <td>1 2483.50</td> <td>49.04</td> <td>-4.96</td> <td>54.00</td> <td>45.63</td> <td>32.98</td> <td>7.25</td> <td>36.82</td> <td>170</td> <td>173 Average</td> <td>HORIZONTAL</td> </tr> </tbody> </table>	Freq	Level	Over	Limit	ReadAntenna	Cable	Preamp	A/Pos	T/Pos	Remark	Pol/Phas	MHz	dBm	dB	dBm	dBm	dB	dB	cm	deg			1 2483.50	49.04	-4.96	54.00	45.63	32.98	7.25	36.82	170	173 Average	HORIZONTAL
Freq	Level	Over	Limit	ReadAntenna	Cable	Preamp	A/Pos	T/Pos	Remark	Pol/Phas																																																										
MHz	dBm	dB	dBm	dBm	dB	dB	cm	deg																																																												
1 * 2480.00	101.06	47.06	54.00	97.65	32.98	7.25	36.82	170	173 Average	HORIZONTAL																																																										
Freq	Level	Over	Limit	ReadAntenna	Cable	Preamp	A/Pos	T/Pos	Remark	Pol/Phas																																																										
MHz	dBm	dB	dBm	dBm	dB	dB	cm	deg																																																												
1 2483.50	49.04	-4.96	54.00	45.63	32.98	7.25	36.82	170	173 Average	HORIZONTAL																																																										



BLE	2.4GHz 2400~2483.5MHz Band Edge @ 3m																																																																																					
ANT	BLE CH39 2480MHz																																																																																					
1	Vertical	Fundamental																																																																																				
<p>Peak</p>	<p>Site : 03395-ES Condition : FCC PART 15C @ 3317.5M 75957 VERTICAL Project : RFV 1000.000MHz YEW 3000.000MHz SWF Auto File : FR210710-01 Plane : 0 IRE1 : Full-directivity</p> <table border="1"> <thead> <tr> <th>IRE1</th> <th>Over</th> <th>Limit</th> <th>ReadAntenna</th> <th>Cable</th> <th>Preamp</th> <th>A/Pos</th> <th>T/Pos</th> <th>Remark</th> <th>Pol/Phas</th> </tr> <tr> <th>1</th> <th>Freq</th> <th>Level</th> <th>Limit</th> <th>Line</th> <th>Level</th> <th>Factor</th> <th>Loss</th> <th>Factor</th> <th></th> </tr> <tr> <th></th> <th>MHz</th> <th>dBm</th> <th>dBm</th> <th>dBm</th> <th>dBm</th> <th>dB</th> <th>dB</th> <th>cm</th> <th>deg</th> </tr> </thead> <tbody> <tr> <td>1</td> <td>2480.00</td> <td>100.75</td> <td>26.75</td> <td>74.00</td> <td>97.34</td> <td>32.98</td> <td>7.25</td> <td>36.82</td> <td>169</td> <td>19 Peak</td> <td>VERTICAL</td> </tr> </tbody> </table>	IRE1	Over	Limit	ReadAntenna	Cable	Preamp	A/Pos	T/Pos	Remark	Pol/Phas	1	Freq	Level	Limit	Line	Level	Factor	Loss	Factor			MHz	dBm	dBm	dBm	dBm	dB	dB	cm	deg	1	2480.00	100.75	26.75	74.00	97.34	32.98	7.25	36.82	169	19 Peak	VERTICAL	<p>Site : 03395-ES Condition : FCC PART 15C @ 3317.5M 75957 VERTICAL Project : RFV 1000.000MHz YEW 3000.000MHz SWF Auto File : FR210710-01 Plane : 0 IRE1 : Full-directivity</p> <table border="1"> <thead> <tr> <th>IRE1</th> <th>Over</th> <th>Limit</th> <th>ReadAntenna</th> <th>Cable</th> <th>Preamp</th> <th>A/Pos</th> <th>T/Pos</th> <th>Remark</th> <th>Pol/Phas</th> </tr> <tr> <th>1</th> <th>Freq</th> <th>Level</th> <th>Limit</th> <th>Line</th> <th>Level</th> <th>Factor</th> <th>Loss</th> <th>Factor</th> <th></th> </tr> <tr> <th></th> <th>MHz</th> <th>dBm</th> <th>dBm</th> <th>dBm</th> <th>dBm</th> <th>dB</th> <th>dB</th> <th>cm</th> <th>deg</th> </tr> </thead> <tbody> <tr> <td>1</td> <td>2483.68</td> <td>69.13</td> <td>-13.87</td> <td>74.00</td> <td>56.72</td> <td>32.98</td> <td>7.25</td> <td>36.82</td> <td>169</td> <td>19 Peak</td> <td>VERTICAL</td> </tr> </tbody> </table>	IRE1	Over	Limit	ReadAntenna	Cable	Preamp	A/Pos	T/Pos	Remark	Pol/Phas	1	Freq	Level	Limit	Line	Level	Factor	Loss	Factor			MHz	dBm	dBm	dBm	dBm	dB	dB	cm	deg	1	2483.68	69.13	-13.87	74.00	56.72	32.98	7.25	36.82	169	19 Peak	VERTICAL
	IRE1	Over	Limit	ReadAntenna	Cable	Preamp	A/Pos	T/Pos	Remark	Pol/Phas																																																																												
1	Freq	Level	Limit	Line	Level	Factor	Loss	Factor																																																																														
	MHz	dBm	dBm	dBm	dBm	dB	dB	cm	deg																																																																													
1	2480.00	100.75	26.75	74.00	97.34	32.98	7.25	36.82	169	19 Peak	VERTICAL																																																																											
IRE1	Over	Limit	ReadAntenna	Cable	Preamp	A/Pos	T/Pos	Remark	Pol/Phas																																																																													
1	Freq	Level	Limit	Line	Level	Factor	Loss	Factor																																																																														
	MHz	dBm	dBm	dBm	dBm	dB	dB	cm	deg																																																																													
1	2483.68	69.13	-13.87	74.00	56.72	32.98	7.25	36.82	169	19 Peak	VERTICAL																																																																											
<p>Avg.</p>	<p>Site : 03395-ES Condition : FCC PART 15C (AVG) @ 3317.5M 75957 VERTICAL Project : RFV 1000.000MHz YEW 3.100MHz SWF Auto File : FR210710-01 Plane : 0 IRE1 : Full-directivity</p> <table border="1"> <thead> <tr> <th>IRE1</th> <th>Over</th> <th>Limit</th> <th>ReadAntenna</th> <th>Cable</th> <th>Preamp</th> <th>A/Pos</th> <th>T/Pos</th> <th>Remark</th> <th>Pol/Phas</th> </tr> <tr> <th>1</th> <th>Freq</th> <th>Level</th> <th>Limit</th> <th>Line</th> <th>Level</th> <th>Factor</th> <th>Loss</th> <th>Factor</th> <th></th> </tr> <tr> <th></th> <th>MHz</th> <th>dBm</th> <th>dBm</th> <th>dBm</th> <th>dBm</th> <th>dB</th> <th>dB</th> <th>cm</th> <th>deg</th> </tr> </thead> <tbody> <tr> <td>1</td> <td>2480.00</td> <td>99.32</td> <td>45.32</td> <td>54.00</td> <td>95.91</td> <td>32.98</td> <td>7.25</td> <td>36.82</td> <td>169</td> <td>19 Average</td> <td>VERTICAL</td> </tr> </tbody> </table>	IRE1	Over	Limit	ReadAntenna	Cable	Preamp	A/Pos	T/Pos	Remark	Pol/Phas	1	Freq	Level	Limit	Line	Level	Factor	Loss	Factor			MHz	dBm	dBm	dBm	dBm	dB	dB	cm	deg	1	2480.00	99.32	45.32	54.00	95.91	32.98	7.25	36.82	169	19 Average	VERTICAL	<p>Site : 03395-ES Condition : FCC PART 15C (AVG) @ 3317.5M 75957 VERTICAL Project : RFV 1000.000MHz YEW 3.100MHz SWF Auto File : FR210710-01 Plane : 0 IRE1 : Full-directivity</p> <table border="1"> <thead> <tr> <th>IRE1</th> <th>Over</th> <th>Limit</th> <th>ReadAntenna</th> <th>Cable</th> <th>Preamp</th> <th>A/Pos</th> <th>T/Pos</th> <th>Remark</th> <th>Pol/Phas</th> </tr> <tr> <th>1</th> <th>Freq</th> <th>Level</th> <th>Limit</th> <th>Line</th> <th>Level</th> <th>Factor</th> <th>Loss</th> <th>Factor</th> <th></th> </tr> <tr> <th></th> <th>MHz</th> <th>dBm</th> <th>dBm</th> <th>dBm</th> <th>dBm</th> <th>dB</th> <th>dB</th> <th>cm</th> <th>deg</th> </tr> </thead> <tbody> <tr> <td>1</td> <td>2483.50</td> <td>47.42</td> <td>-6.58</td> <td>54.00</td> <td>44.81</td> <td>32.98</td> <td>7.25</td> <td>36.82</td> <td>169</td> <td>19 Average</td> <td>VERTICAL</td> </tr> </tbody> </table>	IRE1	Over	Limit	ReadAntenna	Cable	Preamp	A/Pos	T/Pos	Remark	Pol/Phas	1	Freq	Level	Limit	Line	Level	Factor	Loss	Factor			MHz	dBm	dBm	dBm	dBm	dB	dB	cm	deg	1	2483.50	47.42	-6.58	54.00	44.81	32.98	7.25	36.82	169	19 Average	VERTICAL
	IRE1	Over	Limit	ReadAntenna	Cable	Preamp	A/Pos	T/Pos	Remark	Pol/Phas																																																																												
1	Freq	Level	Limit	Line	Level	Factor	Loss	Factor																																																																														
	MHz	dBm	dBm	dBm	dBm	dB	dB	cm	deg																																																																													
1	2480.00	99.32	45.32	54.00	95.91	32.98	7.25	36.82	169	19 Average	VERTICAL																																																																											
IRE1	Over	Limit	ReadAntenna	Cable	Preamp	A/Pos	T/Pos	Remark	Pol/Phas																																																																													
1	Freq	Level	Limit	Line	Level	Factor	Loss	Factor																																																																														
	MHz	dBm	dBm	dBm	dBm	dB	dB	cm	deg																																																																													
1	2483.50	47.42	-6.58	54.00	44.81	32.98	7.25	36.82	169	19 Average	VERTICAL																																																																											



2.4GHz 2400~2483.5MHz
BLE (Harmonic @ 3m)

BLE	2.4GHz 2400~2483.5MHz Harmonic @ 3m																																																																			
ANT	BLE CH00 2402MHz																																																																			
1	Horizontal	Vertical																																																																		
Peak Avg.	<p>No. 1098, Pengxi North Road, Kunshan Economic & Technical Development Zone, Jiangsu, China Tel: +86-512-57900158 Fax: +86-512-57900958 http://www.sporton.com.cn</p> <p>Site : D2C3W0-E5 Condition : FCC PART 15C @ 3117 CW TEST HORIZONTAL Project : ERF 1000, 0000Hz YFW 3000, 0000Hz SPT Auto Date : FR210710-01 File : T Plane : Full-directivity</p> <table border="1"> <thead> <tr> <th>IREI</th> <th>Freq</th> <th>Level</th> <th>Over Limit</th> <th>ReadAntenna</th> <th>Cable</th> <th>Preamp</th> <th>A/Pos</th> <th>T/Pos</th> <th>Remark</th> <th>Pol/Phas</th> </tr> <tr> <th></th> <th>MHz</th> <th>dBuV/m</th> <th>dB</th> <th>dBuV/m</th> <th>dB</th> <th>dB</th> <th>cm</th> <th>deg</th> <th></th> <th></th> </tr> </thead> <tbody> <tr> <td>1</td> <td>4800.00</td> <td>39.29</td> <td>-34.71</td> <td>74.00</td> <td>68.27</td> <td>34.19</td> <td>18.28</td> <td>65.37</td> <td>388</td> <td>0 Peak HORIZONTAL</td> </tr> </tbody> </table>	IREI	Freq	Level	Over Limit	ReadAntenna	Cable	Preamp	A/Pos	T/Pos	Remark	Pol/Phas		MHz	dBuV/m	dB	dBuV/m	dB	dB	cm	deg			1	4800.00	39.29	-34.71	74.00	68.27	34.19	18.28	65.37	388	0 Peak HORIZONTAL	<p>No. 1098, Pengxi North Road, Kunshan Economic & Technical Development Zone, Jiangsu, China Tel: +86-512-57900158 Fax: +86-512-57900958 http://www.sporton.com.cn</p> <p>Site : D2C3W0-E5 Condition : FCC PART 15C @ 3117 CW TEST VERTICAL Project : ERF 1000, 0000Hz YFW 3000, 0000Hz SPT Auto Date : FR210710-01 File : T Plane : Full-directivity</p> <table border="1"> <thead> <tr> <th>IREI</th> <th>Freq</th> <th>Level</th> <th>Over Limit</th> <th>ReadAntenna</th> <th>Cable</th> <th>Preamp</th> <th>A/Pos</th> <th>T/Pos</th> <th>Remark</th> <th>Pol/Phas</th> </tr> <tr> <th></th> <th>MHz</th> <th>dBuV/m</th> <th>dB</th> <th>dBuV/m</th> <th>dB</th> <th>dB</th> <th>cm</th> <th>deg</th> <th></th> <th></th> </tr> </thead> <tbody> <tr> <td>1</td> <td>4800.00</td> <td>39.71</td> <td>-34.29</td> <td>74.00</td> <td>68.69</td> <td>34.19</td> <td>18.28</td> <td>65.37</td> <td>100</td> <td>0 Peak VERTICAL</td> </tr> </tbody> </table>	IREI	Freq	Level	Over Limit	ReadAntenna	Cable	Preamp	A/Pos	T/Pos	Remark	Pol/Phas		MHz	dBuV/m	dB	dBuV/m	dB	dB	cm	deg			1	4800.00	39.71	-34.29	74.00	68.69	34.19	18.28	65.37	100	0 Peak VERTICAL
IREI	Freq	Level	Over Limit	ReadAntenna	Cable	Preamp	A/Pos	T/Pos	Remark	Pol/Phas																																																										
	MHz	dBuV/m	dB	dBuV/m	dB	dB	cm	deg																																																												
1	4800.00	39.29	-34.71	74.00	68.27	34.19	18.28	65.37	388	0 Peak HORIZONTAL																																																										
IREI	Freq	Level	Over Limit	ReadAntenna	Cable	Preamp	A/Pos	T/Pos	Remark	Pol/Phas																																																										
	MHz	dBuV/m	dB	dBuV/m	dB	dB	cm	deg																																																												
1	4800.00	39.71	-34.29	74.00	68.69	34.19	18.28	65.37	100	0 Peak VERTICAL																																																										



BLE	2.4GHz 2400~2483.5MHz Harmonic @ 3m																																																																																																													
ANT	BLE CH19 2440MHZ																																																																																																													
1	Horizontal	Vertical																																																																																																												
Peak Avg.	<p>Site : 003095-05 Condition : FCC PART 15C 2m 2217 SW 75057 HORIZONTAL Project : RFV 1000, 000MHz YEW 3000, 000MHz SW Auto Mode : 0 File : FR210710-01 Name : T IMEI : Full-directivity RT</p> <table border="1"> <thead> <tr> <th>IMEI</th> <th>Over</th> <th>Limit</th> <th>ReadAntenna</th> <th>Cable</th> <th>Preamp</th> <th>A/Pos</th> <th>T/Pos</th> <th>Remark</th> <th>Pol/Phas</th> </tr> <tr> <th>Freq</th> <th>Level</th> <th>Limit</th> <th>Line</th> <th>Level</th> <th>Factor</th> <th>Loss</th> <th>Factor</th> <th></th> <th></th> </tr> <tr> <th>MHz</th> <th>dBuV/m</th> <th>dB</th> <th>dBuV/m</th> <th>dBuV</th> <th>dB/m</th> <th>dB</th> <th>cm</th> <th>deg</th> <th></th> </tr> </thead> <tbody> <tr> <td>1</td> <td>4875.00</td> <td>48.68</td> <td>-33.32</td> <td>74.00</td> <td>61.58</td> <td>34.23</td> <td>18.29</td> <td>65.42</td> <td>300</td> <td>0 Peak</td> <td>HORIZONTAL</td> </tr> <tr> <td>2</td> <td>7328.00</td> <td>42.82</td> <td>-31.18</td> <td>74.00</td> <td>68.19</td> <td>35.87</td> <td>12.72</td> <td>65.96</td> <td>300</td> <td>0 Peak</td> <td>HORIZONTAL</td> </tr> </tbody> </table>	IMEI	Over	Limit	ReadAntenna	Cable	Preamp	A/Pos	T/Pos	Remark	Pol/Phas	Freq	Level	Limit	Line	Level	Factor	Loss	Factor			MHz	dBuV/m	dB	dBuV/m	dBuV	dB/m	dB	cm	deg		1	4875.00	48.68	-33.32	74.00	61.58	34.23	18.29	65.42	300	0 Peak	HORIZONTAL	2	7328.00	42.82	-31.18	74.00	68.19	35.87	12.72	65.96	300	0 Peak	HORIZONTAL	<p>Site : 003095-05 Condition : FCC PART 15C 2m 2217 SW 75057 VERTICAL Project : RFV 1000, 000MHz YEW 3000, 000MHz SW Auto Mode : 0 File : FR210710-01 Name : T IMEI : Full-directivity RT</p> <table border="1"> <thead> <tr> <th>IMEI</th> <th>Over</th> <th>Limit</th> <th>ReadAntenna</th> <th>Cable</th> <th>Preamp</th> <th>A/Pos</th> <th>T/Pos</th> <th>Remark</th> <th>Pol/Phas</th> </tr> <tr> <th>Freq</th> <th>Level</th> <th>Limit</th> <th>Line</th> <th>Level</th> <th>Factor</th> <th>Loss</th> <th>Factor</th> <th></th> <th></th> </tr> <tr> <th>MHz</th> <th>dBuV/m</th> <th>dB</th> <th>dBuV/m</th> <th>dBuV</th> <th>dB/m</th> <th>dB</th> <th>cm</th> <th>deg</th> <th></th> </tr> </thead> <tbody> <tr> <td>1</td> <td>4875.00</td> <td>48.77</td> <td>-33.23</td> <td>74.00</td> <td>61.67</td> <td>34.23</td> <td>18.29</td> <td>65.42</td> <td>100</td> <td>0 Peak</td> <td>VERTICAL</td> </tr> <tr> <td>2</td> <td>7328.00</td> <td>43.42</td> <td>-30.58</td> <td>74.00</td> <td>68.79</td> <td>35.87</td> <td>12.72</td> <td>65.96</td> <td>100</td> <td>0 Peak</td> <td>VERTICAL</td> </tr> </tbody> </table>	IMEI	Over	Limit	ReadAntenna	Cable	Preamp	A/Pos	T/Pos	Remark	Pol/Phas	Freq	Level	Limit	Line	Level	Factor	Loss	Factor			MHz	dBuV/m	dB	dBuV/m	dBuV	dB/m	dB	cm	deg		1	4875.00	48.77	-33.23	74.00	61.67	34.23	18.29	65.42	100	0 Peak	VERTICAL	2	7328.00	43.42	-30.58	74.00	68.79	35.87	12.72	65.96	100	0 Peak	VERTICAL
IMEI	Over	Limit	ReadAntenna	Cable	Preamp	A/Pos	T/Pos	Remark	Pol/Phas																																																																																																					
Freq	Level	Limit	Line	Level	Factor	Loss	Factor																																																																																																							
MHz	dBuV/m	dB	dBuV/m	dBuV	dB/m	dB	cm	deg																																																																																																						
1	4875.00	48.68	-33.32	74.00	61.58	34.23	18.29	65.42	300	0 Peak	HORIZONTAL																																																																																																			
2	7328.00	42.82	-31.18	74.00	68.19	35.87	12.72	65.96	300	0 Peak	HORIZONTAL																																																																																																			
IMEI	Over	Limit	ReadAntenna	Cable	Preamp	A/Pos	T/Pos	Remark	Pol/Phas																																																																																																					
Freq	Level	Limit	Line	Level	Factor	Loss	Factor																																																																																																							
MHz	dBuV/m	dB	dBuV/m	dBuV	dB/m	dB	cm	deg																																																																																																						
1	4875.00	48.77	-33.23	74.00	61.67	34.23	18.29	65.42	100	0 Peak	VERTICAL																																																																																																			
2	7328.00	43.42	-30.58	74.00	68.79	35.87	12.72	65.96	100	0 Peak	VERTICAL																																																																																																			



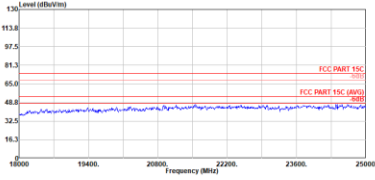
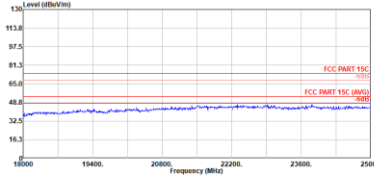
BLE	2.4GHz 2400~2483.5MHz Harmonic @ 3m																																																																																																	
ANT	BLE CH39 2480MHZ																																																																																																	
1	Horizontal	Vertical																																																																																																
Peak	<p>Site : 00306-E5 Condition : FCC PART 15C 2e 2217 2B 75957 HORIZONTAL Project : RFV 1000, 000000, YEW 3000, 000000, SWT Auto Model : 0 Name : FR210710-01 File : T Full-directivity : T IMEI : 847</p> <table border="1"> <thead> <tr> <th>IMEI</th> <th>Freq</th> <th>Level</th> <th>Over</th> <th>Limit</th> <th>ReadAntenna</th> <th>Cable</th> <th>Preamp</th> <th>A/Pos</th> <th>T/Pos</th> <th>Remark</th> <th>Pol/Phas</th> </tr> <tr> <th></th> <th>MHz</th> <th>dBm/10m</th> <th>dB</th> <th>dBm/10m</th> <th>dBm/10m</th> <th>dBm/10m</th> <th>dB</th> <th>cm</th> <th>deg</th> <th></th> <th></th> </tr> </thead> <tbody> <tr> <td>1</td> <td>4965.00</td> <td>49.76</td> <td>-33.24</td> <td>74.00</td> <td>61.54</td> <td>34.28</td> <td>10.41</td> <td>65.47</td> <td>300</td> <td>0 Peak</td> <td>HORIZONTAL</td> </tr> <tr> <td>2</td> <td>7440.00</td> <td>42.42</td> <td>-31.58</td> <td>74.00</td> <td>60.85</td> <td>35.89</td> <td>12.79</td> <td>66.31</td> <td>300</td> <td>0 Peak</td> <td>HORIZONTAL</td> </tr> </tbody> </table>	IMEI	Freq	Level	Over	Limit	ReadAntenna	Cable	Preamp	A/Pos	T/Pos	Remark	Pol/Phas		MHz	dBm/10m	dB	dBm/10m	dBm/10m	dBm/10m	dB	cm	deg			1	4965.00	49.76	-33.24	74.00	61.54	34.28	10.41	65.47	300	0 Peak	HORIZONTAL	2	7440.00	42.42	-31.58	74.00	60.85	35.89	12.79	66.31	300	0 Peak	HORIZONTAL	<p>Site : 00306-E5 Condition : FCC PART 15C 2e 2217 2B 75957 VERTICAL Project : RFV 1000, 000000, YEW 3000, 000000, SWT Auto Model : 0 Name : FR210710-01 File : T Full-directivity : T IMEI : 847</p> <table border="1"> <thead> <tr> <th>IMEI</th> <th>Freq</th> <th>Level</th> <th>Over</th> <th>Limit</th> <th>ReadAntenna</th> <th>Cable</th> <th>Preamp</th> <th>A/Pos</th> <th>T/Pos</th> <th>Remark</th> <th>Pol/Phas</th> </tr> <tr> <th></th> <th>MHz</th> <th>dBm/10m</th> <th>dB</th> <th>dBm/10m</th> <th>dBm/10m</th> <th>dBm/10m</th> <th>dB</th> <th>cm</th> <th>deg</th> <th></th> <th></th> </tr> </thead> <tbody> <tr> <td>1</td> <td>4965.00</td> <td>49.20</td> <td>-33.80</td> <td>74.00</td> <td>60.98</td> <td>34.28</td> <td>10.41</td> <td>65.47</td> <td>100</td> <td>0 Peak</td> <td>VERTICAL</td> </tr> <tr> <td>2</td> <td>7440.00</td> <td>43.46</td> <td>-30.54</td> <td>74.00</td> <td>61.09</td> <td>35.89</td> <td>12.79</td> <td>66.31</td> <td>100</td> <td>0 Peak</td> <td>VERTICAL</td> </tr> </tbody> </table>	IMEI	Freq	Level	Over	Limit	ReadAntenna	Cable	Preamp	A/Pos	T/Pos	Remark	Pol/Phas		MHz	dBm/10m	dB	dBm/10m	dBm/10m	dBm/10m	dB	cm	deg			1	4965.00	49.20	-33.80	74.00	60.98	34.28	10.41	65.47	100	0 Peak	VERTICAL	2	7440.00	43.46	-30.54	74.00	61.09	35.89	12.79	66.31	100	0 Peak	VERTICAL
IMEI	Freq	Level	Over	Limit	ReadAntenna	Cable	Preamp	A/Pos	T/Pos	Remark	Pol/Phas																																																																																							
	MHz	dBm/10m	dB	dBm/10m	dBm/10m	dBm/10m	dB	cm	deg																																																																																									
1	4965.00	49.76	-33.24	74.00	61.54	34.28	10.41	65.47	300	0 Peak	HORIZONTAL																																																																																							
2	7440.00	42.42	-31.58	74.00	60.85	35.89	12.79	66.31	300	0 Peak	HORIZONTAL																																																																																							
IMEI	Freq	Level	Over	Limit	ReadAntenna	Cable	Preamp	A/Pos	T/Pos	Remark	Pol/Phas																																																																																							
	MHz	dBm/10m	dB	dBm/10m	dBm/10m	dBm/10m	dB	cm	deg																																																																																									
1	4965.00	49.20	-33.80	74.00	60.98	34.28	10.41	65.47	100	0 Peak	VERTICAL																																																																																							
2	7440.00	43.46	-30.54	74.00	61.09	35.89	12.79	66.31	100	0 Peak	VERTICAL																																																																																							



Emission below 1GHz
2.4GHz BLE (LF)

BLE	2.4GHz 2400~2483.5MHz																																																																																																																																																																																									
ANT	BLE LF																																																																																																																																																																																									
1	Horizontal	Vertical																																																																																																																																																																																								
QP / Peak	<p>Site : D2C8P5-E5 Condition : FCC PART 15C 3m CE61110 49020 HORIZONTAL Project : RFF 100.000MHz VSW 300.000MHz SWT Auto File : FR210710-01 Plane : 0 IMEI : T Full-directivity : T</p> <table border="1"> <thead> <tr> <th>IMEI</th> <th>Over Level</th> <th>Limit</th> <th>ReadAntenna</th> <th>Cable</th> <th>Preamp</th> <th>A/Pos</th> <th>T/Pos</th> <th>Remark</th> <th>Pol/Phas</th> </tr> <tr> <th>Freq</th> <th>dBuV/m</th> <th>dB</th> <th>dBuV/m</th> <th>dBuV</th> <th>dB/m</th> <th>dB</th> <th>cm</th> <th>deg</th> <th></th> </tr> </thead> <tbody> <tr><td>1</td><td>38.00</td><td>19.79</td><td>-28.38</td><td>48.00</td><td>25.33</td><td>25.36</td><td>0.71</td><td>32.70</td><td>---</td><td>Peak</td><td>HORIZONTAL</td></tr> <tr><td>2</td><td>48.43</td><td>17.29</td><td>-22.71</td><td>48.00</td><td>34.85</td><td>15.16</td><td>1.85</td><td>32.97</td><td>---</td><td>Peak</td><td>HORIZONTAL</td></tr> <tr><td>3</td><td>178.41</td><td>30.17</td><td>-22.71</td><td>48.00</td><td>36.79</td><td>14.52</td><td>0.85</td><td>32.97</td><td>---</td><td>Peak</td><td>HORIZONTAL</td></tr> <tr><td>4</td><td>259.89</td><td>19.87</td><td>-26.91</td><td>46.00</td><td>29.74</td><td>19.93</td><td>2.48</td><td>31.86</td><td>---</td><td>Peak</td><td>HORIZONTAL</td></tr> <tr><td>5</td><td>568.35</td><td>24.48</td><td>-21.69</td><td>46.00</td><td>27.82</td><td>25.48</td><td>3.68</td><td>32.56</td><td>---</td><td>Peak</td><td>HORIZONTAL</td></tr> <tr><td>6</td><td>839.95</td><td>27.71</td><td>-18.29</td><td>46.00</td><td>27.82</td><td>28.85</td><td>4.42</td><td>32.58</td><td>---</td><td>Peak</td><td>HORIZONTAL</td></tr> </tbody> </table>	IMEI	Over Level	Limit	ReadAntenna	Cable	Preamp	A/Pos	T/Pos	Remark	Pol/Phas	Freq	dBuV/m	dB	dBuV/m	dBuV	dB/m	dB	cm	deg		1	38.00	19.79	-28.38	48.00	25.33	25.36	0.71	32.70	---	Peak	HORIZONTAL	2	48.43	17.29	-22.71	48.00	34.85	15.16	1.85	32.97	---	Peak	HORIZONTAL	3	178.41	30.17	-22.71	48.00	36.79	14.52	0.85	32.97	---	Peak	HORIZONTAL	4	259.89	19.87	-26.91	46.00	29.74	19.93	2.48	31.86	---	Peak	HORIZONTAL	5	568.35	24.48	-21.69	46.00	27.82	25.48	3.68	32.56	---	Peak	HORIZONTAL	6	839.95	27.71	-18.29	46.00	27.82	28.85	4.42	32.58	---	Peak	HORIZONTAL	<p>Site : D2C8P5-E5 Condition : FCC PART 15C 3m CE61110 49020 VERTICAL Project : RFF 100.000MHz VSW 300.000MHz SWT Auto File : FR210710-01 Plane : 0 IMEI : T Full-directivity : T</p> <table border="1"> <thead> <tr> <th>IMEI</th> <th>Over Level</th> <th>Limit</th> <th>ReadAntenna</th> <th>Cable</th> <th>Preamp</th> <th>A/Pos</th> <th>T/Pos</th> <th>Remark</th> <th>Pol/Phas</th> </tr> <tr> <th>Freq</th> <th>dBuV/m</th> <th>dB</th> <th>dBuV/m</th> <th>dBuV</th> <th>dB/m</th> <th>dB</th> <th>cm</th> <th>deg</th> <th></th> </tr> </thead> <tbody> <tr><td>1</td><td>38.97</td><td>29.51</td><td>-18.49</td><td>48.00</td><td>36.85</td><td>24.75</td><td>0.71</td><td>32.88</td><td>---</td><td>Peak</td><td>VERTICAL</td></tr> <tr><td>2</td><td>57.16</td><td>25.87</td><td>-14.93</td><td>48.00</td><td>44.56</td><td>12.54</td><td>1.13</td><td>33.16</td><td>---</td><td>Peak</td><td>VERTICAL</td></tr> <tr><td>3</td><td>172.59</td><td>18.87</td><td>-24.63</td><td>43.50</td><td>34.58</td><td>15.25</td><td>2.00</td><td>32.94</td><td>---</td><td>Peak</td><td>VERTICAL</td></tr> <tr><td>4</td><td>156.52</td><td>19.18</td><td>-26.82</td><td>46.00</td><td>29.30</td><td>19.99</td><td>2.79</td><td>32.98</td><td>---</td><td>Peak</td><td>VERTICAL</td></tr> <tr><td>5</td><td>632.37</td><td>35.88</td><td>-19.95</td><td>46.00</td><td>28.78</td><td>25.14</td><td>3.64</td><td>32.63</td><td>---</td><td>Peak</td><td>VERTICAL</td></tr> <tr><td>6</td><td>762.35</td><td>27.53</td><td>-18.47</td><td>46.00</td><td>27.92</td><td>28.84</td><td>4.22</td><td>32.65</td><td>---</td><td>Peak</td><td>VERTICAL</td></tr> </tbody> </table>	IMEI	Over Level	Limit	ReadAntenna	Cable	Preamp	A/Pos	T/Pos	Remark	Pol/Phas	Freq	dBuV/m	dB	dBuV/m	dBuV	dB/m	dB	cm	deg		1	38.97	29.51	-18.49	48.00	36.85	24.75	0.71	32.88	---	Peak	VERTICAL	2	57.16	25.87	-14.93	48.00	44.56	12.54	1.13	33.16	---	Peak	VERTICAL	3	172.59	18.87	-24.63	43.50	34.58	15.25	2.00	32.94	---	Peak	VERTICAL	4	156.52	19.18	-26.82	46.00	29.30	19.99	2.79	32.98	---	Peak	VERTICAL	5	632.37	35.88	-19.95	46.00	28.78	25.14	3.64	32.63	---	Peak	VERTICAL	6	762.35	27.53	-18.47	46.00	27.92	28.84	4.22	32.65	---	Peak	VERTICAL
	IMEI	Over Level	Limit	ReadAntenna	Cable	Preamp	A/Pos	T/Pos	Remark	Pol/Phas																																																																																																																																																																																
Freq	dBuV/m	dB	dBuV/m	dBuV	dB/m	dB	cm	deg																																																																																																																																																																																		
1	38.00	19.79	-28.38	48.00	25.33	25.36	0.71	32.70	---	Peak	HORIZONTAL																																																																																																																																																																															
2	48.43	17.29	-22.71	48.00	34.85	15.16	1.85	32.97	---	Peak	HORIZONTAL																																																																																																																																																																															
3	178.41	30.17	-22.71	48.00	36.79	14.52	0.85	32.97	---	Peak	HORIZONTAL																																																																																																																																																																															
4	259.89	19.87	-26.91	46.00	29.74	19.93	2.48	31.86	---	Peak	HORIZONTAL																																																																																																																																																																															
5	568.35	24.48	-21.69	46.00	27.82	25.48	3.68	32.56	---	Peak	HORIZONTAL																																																																																																																																																																															
6	839.95	27.71	-18.29	46.00	27.82	28.85	4.42	32.58	---	Peak	HORIZONTAL																																																																																																																																																																															
IMEI	Over Level	Limit	ReadAntenna	Cable	Preamp	A/Pos	T/Pos	Remark	Pol/Phas																																																																																																																																																																																	
Freq	dBuV/m	dB	dBuV/m	dBuV	dB/m	dB	cm	deg																																																																																																																																																																																		
1	38.97	29.51	-18.49	48.00	36.85	24.75	0.71	32.88	---	Peak	VERTICAL																																																																																																																																																																															
2	57.16	25.87	-14.93	48.00	44.56	12.54	1.13	33.16	---	Peak	VERTICAL																																																																																																																																																																															
3	172.59	18.87	-24.63	43.50	34.58	15.25	2.00	32.94	---	Peak	VERTICAL																																																																																																																																																																															
4	156.52	19.18	-26.82	46.00	29.30	19.99	2.79	32.98	---	Peak	VERTICAL																																																																																																																																																																															
5	632.37	35.88	-19.95	46.00	28.78	25.14	3.64	32.63	---	Peak	VERTICAL																																																																																																																																																																															
6	762.35	27.53	-18.47	46.00	27.92	28.84	4.22	32.65	---	Peak	VERTICAL																																																																																																																																																																															



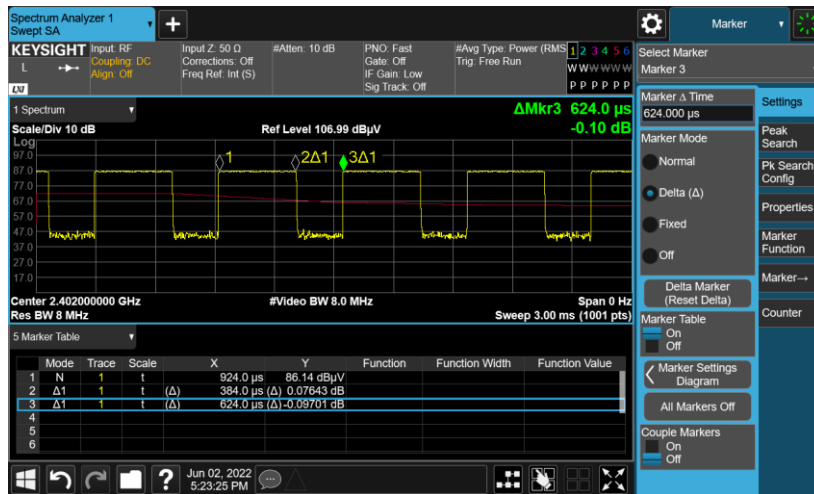
BLE	2.4GHz 2400~2483.5MHz Harmonic @ 3m from worse case	
ANT	BLE CH39 2480MHz (18GHz-25GHz)	
1	Horizontal	Vertical
Peak		



Appendix E. Duty Cycle Plots

Band	Duty Cycle(%)	T(ms)	1/T(kHz)	VBW Setting
Bluetooth LE 1Mbps	61.54	0.384	2.604	2.7KHz
Bluetooth LE 2Mbps	32.48	0.202	4.950	5.1KHz

Bluetooth LE 1Mbps



Bluetooth LE 2Mbps

