

1. Photographs of Conducted Emissions Test Configuration

Adapter Mode

Front view




Side view



Under table view



USB Mode




Front view



Side view

Under table view




2. Photographs of Radiated Emissions Test Configuration


For radiated emissions 30MHz~1GHz

Adapter Mode


Front view




Rear view



USB Mode




Front view



Rear view

For radiated emissions above 1GHz
USB Mode

Front view



Rear view



————THE END————