

磁吸无线快充移动电源6000mAh 20W

使用说明书

使用产品前请仔细阅读本产品使用说明书, 并请妥善保管

一、产品参数

名称: 磁吸无线快充移动电源_A15
型号: A15
电池: 聚合物锂电池
电池容量: 6000mAh / 3.85V (23.1Wh)
额定容量: 3500mAh (5V-2A)
能量转换率: ≥75%
Type-C输入: 5V-3A; 9V-2A
Type-C输出: 5V-2A; 9V-2.22A; 12V-1.67A
无线充电输出: 5W/7.5W/10W/15W(Max)
发射频率: 110kHz-148kHz
产品尺寸: 99.99x63.4x15.5mm
产品重量: 约148g

二、包装清单

1、移动电源*1
2、说明书*1
3、保修卡*1
4、Type-C to Type-C 充电线*1

三、产品线框图



四、产品描述

本产品是一款能为手机、平板、电子书、游戏机等数码产品提供有线充电或无线充电的便携式充电设备, 产品具有有线充电和无线充电二合一、磁吸定位、Type-C口支持双向快充, PD 20W输出, 18W输入, 15W无线快充等特点。产品内置FOD、过充、过放、温度保护等多种安全保护电路。

五、使用环境

使用环境温度: 0°C至35°C以下非热带地区

六、图标说明

5年图标是指“环保有效使用期限”, 不是产品质量保证期限。电子产品均含有铅、汞、镉等有毒有害物质, 一旦超期使用, 有毒有害物质将可能因为发生外泄或突变, 对环境造成污染, 或对人体、财产造成严重损害。“环保使用期限”, 意味着所有的电子产品都将被要求在此有效期限内使用, 超过安全使用年限之后出现的安全风险问题, 我们不再对产品负责。

七、操作说明

按键操作说明
查看电量时:
按键1次启动电源输出功能, 可查看电源剩余电量。

有线充电输出操作说明:
使用USB充电线连接本产品电源对应输出端口, 电源将自动开启输出, 个别手机因兼容性问
题, 需要按键开启电源输出功能。

无线充电操作说明:
将带无线充电功能手机放置在本产品无线充电区域, 本产品将自动启动无线充电功能给手机
充电, 个别手机因兼容性问, 需要按键开启无线充电功能。

小电流模式:
开机状态下长按按键, 进入小电流模式后, 4颗电量指示以跑马灯形式依次循环闪烁
在小电流模式下可对TWS、智能手表、智能手环等需要小电流设备充电

退出小电流模式:
长按按键待电量指示灯全灭为退出

八、无线充电温馨提醒说明

无线充电手机需放置在本产品无线充电区域(无线充电线圈发射区域)图示说明)进行
无线充电。本无线充电距离为4mm内, 如进行无线充电时距离超过4mm则无法进行无线
充电, 请调整手机无线充电距离在无线充电范围内。

九、安全警示说明

1、手机背面充电接触面不能带有金属物质, 如铁片, 指甲, 金属保护壳等。
2、手机进行充电时, 如发现有断续充电或发热严重的情况, 很可能是因为手机接收线圈
与无线充电圈没有完全对准, 手机保护套内部有金属异物, 请尝试冷却手机, 拿掉保护套
再进行正确位置对齐。
3、请勿自行拆机, 用户不正确使用或不正确放置本产品可能会导致本产品寿命降低或损
坏, 因此而带来的责任不属于保修责任或厂家责任。
4、移动电源存在转化效率, 故移动电源电池容量不等于可充电量。
5、请定期为您的电源充电(建议最少每5个月一次), 可维持其长久的使用寿命。
6、如因消费者违反产品说明书不恰当使用, 造成的人身及财产损失将自行承担一切
后果, 本公司概不承担任何法律责任。
7、避免使用超出本产品输出电流的用电器或负载(电路会保护, 无输出)。
8、避免强烈的物理作用, 包括敲击、投掷、践踏、挤压等。

十、电子信息产品有毒有害物质声明

部件名称	有毒有害物质或元素 ^①					
	铅 (Pb)	汞 (Hg)	镉 (Cd)	六价铬 (Cr VI)	多溴联苯 (PBB)	多溴二苯醚 (PBDE)
PCB	X	○	○	○	○	○
电极	○	○	○	○	○	○
电芯	X	○	○	○	○	○
外壳	○	○	○	○	○	○

本表格依据SJ/T 11364的规定编制。
○: 表示该有毒有害物质在该部件所有均质材料中的含量均在GB/T 26572标准规定的限
量要求以下。
X: 表示有毒有害物质至少在该部件某一均质材料中的含量超出GB/T 26572标准规定的
限量要求。
该产品符合欧盟RoHS 2.0指令 (2011/65/EU)

-1-

-2-


此设备符合欧盟指令2012/19/EU和2006/66/EU的规定, 此设备不
得与普通废弃物一起处理, 必须回收利用。此符号标明本产品不
得作为生活垃圾处理, 而必须将本产品交至相应的废品回收站,
进行电子设备回收处理。



警告
请遵守安全说明否则会导致火灾、触电、损坏或其他伤害

执行标准: GB35590/GB4943

中国制造



Magnetic Wireless Charging Power bank

6000mAh 20W

User Manual

Please read this user manual carefully before use and keep it properly

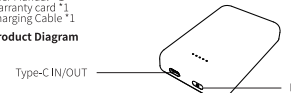
1. Product Parameter

Name: Magnetic Wireless Power bank_A15
Model No: A15
Battery: Polymer Lithium Battery
Capacity: 6000mAh / 3.85V (23.1Wh)
Rated Capacity: 3500mAh (5V-2.4A)
Energy conversion rate: ≥75%
Type-C Input: 5V-3A; 9V-2A
Type-C Output: 5V-2A; 9V-2.22A; 12V-1.67A
Wireless Charge output: 5W/7.5W/10W/15W(Max)
Total Output: Type-C 5V-2A; Wireless Charger 5V-1A
Transmission frequency: 110kHz-148kHz
Product Size: 99.99x63.4x15.5mm
Product Weight: About 148g

2. Packing list

1. Power Bank *1
2. User Manual *1
3. Warranty card *1
4. Charging Cable *1

3. Product Diagram



4. Product description

This product is a portable charging device that can provide wired or wireless
charging for mobile phones, tablets, e-books, game machines and other digital
products. The product has the characteristics of two in one of wired charging and
wireless charging, magnetic suction positioning, Type-C dual way fast charging,
PD20W INPUT, 18W OUTPUT, 15W wireless fast charging, etc. Product built-in FOD,
overcharge, over discharge, temperature protection and other safety protection
circuit.

5. Use environment

Use ambient temperature: non-tropical area below 0°C to 35°C

6. Icon description

The 5-year icon refers to the "effective life of environmental protection", not the
product quality assurance period. Electronic products all contain toxic and harmful
substances such as lead, mercury and cadmium. Once they are overused, toxic and
harmful substances may leak or mutate, cause pollution to the environment, or
cause serious damage to people and property. The term of "environmental
protection use" means that all electronic products will be required to use within
this effective period. We will no longer be responsible for the quality of the products
due to the safety risks that arise after the safe use period.

7. Operation description

The power button operation instructions
For viewing electric quantity:
Press the button once to initiate the power output function, when you can view the
remaining electric level of the power bank.
Operation for discharging by cable:
Connect the USB charging cable to the corresponding output port of the power
supply, and the power supply will automatically turn on the output. Due to
compatibility problems, some smart phones need to press the key to turn on the
power output function.

Operation of wireless charging:
Put your Qi supported mobile phone on the central of this product, this product will
automatically turn on wireless charging modes and charge your mobile phones. Due
to compatibility problems, some smart phones need to press the key to turn on
wireless charging mode.
Operation of entering small current mode:
Long press the key to get into the small current mode, 4 LED lights shimmering like a
streamline means you entered the small current mode. Small current mode can
charge for small current needed devices like: TWS, smart watches, etc..
Operation of exiting small current mode:
Long press the key, when all led light extinguished, it means you exited the small
current mode.

8. Wireless charging tips

The wireless charging mobile phone should be placed in the wireless charging area
of the product (the transmitting area of the wireless charging coil is illustrated in the
figure) for wireless charging. The wireless charging distance is within 4 mm. If the
distance exceeds 4 mm, the wireless charging can not be carried out. Please adjust
the wireless charging distance within the wireless charging range.

9. Safety warning instructions Tips

9.1. The charging contact surface on the back of the mobile phone should not be
covered with metal materials, such as iron sheet, ring, metal protective case, etc.
9.2. When the mobile phone is charging, if intermittent charging or serious heating
is found, it may be that the receiving coil of the mobile phone is not completely
aligned with the wireless charging coil, or there is metal foreign matter in the
protective sleeve of the mobile phone. Please try to cool the mobile phone, remove
the protective sleeve, and then align it in the correct position.
9.3. Please do not disassemble the machine by yourself. Improper use or improper
placement of the product by the user may reduce the service life or damage the
product. Therefore, the responsibility does not belong to the warranty
responsibility or the manufacturer's responsibility. Please understand.
9.4. Mobile power has conversion efficiency, so the battery capacity of mobile
power is not equal to the rechargeable capacity.
9.5. Please charge your power regularly (at least every 5 months is recommended)
to maintain its long service life.
9.6. In case of any personal and property damage caused by consumers' improper
use or warning in violation of the product instructions, the company will bear all
consequences, and the company will not bear any legal liability.
9.7. Avoid using electrical appliances or loads that exceed the output current of the
product (the circuit will be protected, no output).
9.8. Avoid strong physical effects, including knocking, throwing, trampling,
squeezing, etc.

**10. Statement on Toxic and Hazardous Substances in Electronic Information
Products:**
This form is compiled in accordance with SJ/T 11364.
○: It indicates that the content of the toxic and harmful substance in all
homogeneous materials of the component is below the limit specified in GB/T
26572 standard.

Part Description	Toxic or hazardous substances and elements ^①					
	Lead (Pb)	Mercury (Hg)	Cadmium (Cd)	Hexavalent chromium (Cr VI)	Polybrominated biphenyls (PBB)	Polybrominated diphenyl ethers (PBDE)
PCB	X	○	○	○	○	○
Electrode	○	○	○	○	○	○
Battery	X	○	○	○	○	○
Casing	○	○	○	○	○	○

X: The content of toxic and harmful substances in at least one homogeneous
material of this part exceeds the limit stipulated in GB/T 26572 standard.
The product complies with EU RoHS 2.0 directive (2011/65/EU)

changes or modifications not expressly approved by the party responsible for
compliance could void the user's authority to operate the equipment.
This device complies with Part 15 of the FCC Rules. Operation is subject to the following
two conditions:
(1) this device may not cause harmful interference, and
(2) this device must accept any interference received, including interference that may
cause undesired operation.
Note: This equipment has been tested and found to comply with the limits for a Class B
digital device, pursuant to Part 15 of the FCC Rules. These limits are designed to provide
reasonable protection against harmful interference in a residential installation. This
equipment generates, uses, and can radiate radio frequency energy, and if not installed
and used in accordance with the instructions, may cause harmful interference to radio
communications. However, there is no guarantee that interference will not occur in a
particular installation. If this equipment does cause harmful interference to radio or
television reception, which can be determined by turning the equipment off and on, the
user is encouraged to try to correct the interference by one or more of the following
measures:
- Reorient or relocate the receiving antenna.
- Increase the separation between the equipment and receiver.
- Connect the equipment into an outlet on a circuit different from that to which the
receiver is connected.
- Consult the dealer or an experienced radio/TV technician for help.

警告
请遵守安全说明否则会导致火灾、触电、损坏或其他伤害


Made in China

Warning
Please follow the above safety instructions otherwise it will cause fire, electric shock, damage or other damage.

-1-

-2-

This equipment complies with the provisions of Directive 2012/19/EU and Directive 2006/66/EU. It is strictly forbidden to dispose of this
equipment with ordinary trash; it must be recycled. This symbol
indicates that the product shall not be treated as regular domestic
trash, and must be delivered to a recycling center that is capable of
recycling electronic and electrical equipment.



FCC Statement

This device complies with Part 15 of the FCC Rules. Operation is subject to the following two conditions:

(1) This device may not cause harmful interference.

(2) This device must accept any interference received, including interference that may cause undesired operation.

2. Changes or modifications not expressly approved by the party responsible for compliance could void the user's authority to operate the equipment.

Note: This equipment has been tested and found to comply with the limits for a class B digital device, pursuant to Part 15 of the FCC Rules. These limits are designed to provide reasonable protection against harmful interference in a residential installation.

This equipment generates uses and can radiate radio frequency energy and, if not installed and used in accordance with the instructions, may cause harmful interference to radio communications. However, there is no guarantee that interference will not occur in a particular installation. If this equipment does cause harmful interference to radio or television reception, which can be determined by turning the equipment off and on, the user is encouraged to try to correct the interference by one or more of the following measures:

- Reorient or relocate the receiving antenna.
- Increase the separation between the equipment and receiver.
- Connect the equipment into an outlet on a circuit different from that to which the receiver is connected.
- Consult the dealer or an experienced radio/TV technician for help.

The device has been evaluated to meet general RF exposure requirement. The device can be used in portable exposure condition without restriction.