


# Instructions

## 产品使用说明书



强力磁吸



智能芯片



安全防护

### 移动电源功能说明

#### 1. 开关功能

单击开关按钮，无线功能开启工作；双击开关，停止工作。

#### 2. 启动无线充电功能

在使用过程中，单击按键后，第一个灯显示红色为充电宝待机状态，吸附手机后该灯由红色变为绿色，表示移动电源已开启无线充电功能。

#### 3. 查看剩余电量

单击按键，如果一个白灯亮代表25%以内电量，如两个白灯亮代表50%以内电量如三个白灯亮代表75%以内电量，如四个白灯亮代表100%以内电量。当电量指示灯最后一个灯闪烁时，此时电量低于5%，请尽快充电。

### 注意事项

- \*如果长时间闲置不使用时，请至少每3个月对电池充电一次。
- \*此设备使用过程中，会轻微发热，但不烫手属于正常现象。
- \*请始终保持产品干燥，勿用化学试剂进行清洁擦拭。
- \*请爱护环境，在指定地点回收此设备，请勿随意丢弃。
- \*儿童或不具备单独使用此设备的人，必须在成人的监督指导下使用此设备。
- \*请勿碰撞、自行拆卸、刺穿挤压或将此设备置于潮湿环境中。
- \*请勿将此移动电源应用在不符合输出参数要求的设备上，可能会导致故障或火灾。

### FAQ

- \*不能给移动电源充电时：
- 请检查电源适配器是否合适，使用的连接头，转换头是否正常。
- 建议选择合适品牌的电源适配器进行充电。
- \*移动电源不能给其他设备充电时：
- 移动电源电量过低，请先为其充电再使用。
- 移动电源内部线路故障请与当地经销商售后服务部联系寻求帮助。

中国制造



### 使用指南

1. 可当磁吸无线移动电源使用，兼容苹果12及以上系列手机。
2. 可当通用的无线充电移动电源使用，兼容支持Qi无线充电协议的手机。
3. 可当便携小巧的移动电源使用，支持99%以上的手机充电。
4. 可当无线充电使用，放于桌面，随放随充。

### 包装清单

- 移动电源\*1
- 说明书\*1
- 充电线\*1

### 产品性能

- 15W无线输出，磁吸无线快充
- PD20W 快充
- 可同充同放，手机和充电宝同步快充
- 电量显示灯，显示电量
- 优质聚合物电芯，安全无忧

### 备注：无线充电使用功能说明

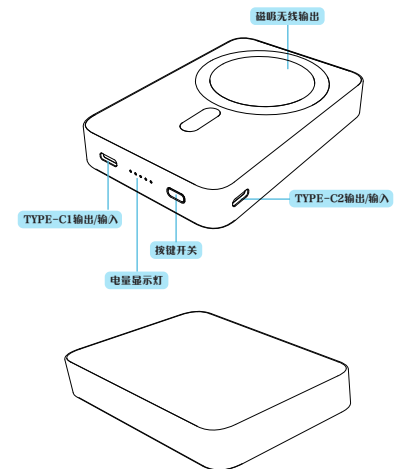
\*将手机放置在无线充上，单击开关按键，打开无线充电功能。

\*当用充电器给移动电源充电，同时使用无线充电功能给设备充电时，此时只有普通5W无线充电功能。

\*移动电源充电过程中，充满电的状态下，由于充电协议切换到5V输入状态，此时开启无线充电模式，只能进行普通5W充电。当停止给移动电源充电时，将自动重启，并且无线充电可进入快充模式。


### 规格参数

产品名称	磁吸无线移动电源
产品型号	E61B
电芯类型	锂聚合物电芯
额定容量	5800mAh(5V=3A)
TYPE-C1输入	DC5V=3A/9V=2A
TYPE-C1口输出	DC5V=3A/9V=2.22A/12V=1.67A
TYPE-C2口输入	DC5V=2A/9V=2A
无线输出	5W/7.5W/10W/15W
产品尺寸	104.4*69.5*16.7±0.1mm
执行标准	GB/T 35590-2017
工作温度	-10°C-40°C



# Instructions

## Product manual



Strong magnetic



Smart chip



Safety protection

### Power bank function description

#### 1. Switch function

Click the switch button, the wireless function starts working; double-click the switch, stop working.

#### 2. Enable wireless charging

During use, after clicking the button, the first light will show red as the standby state of the power bank. After absorbing the mobile phone, the light will change from red to green, indicating that the wireless charging function of the mobile power supply has been enabled.

#### 3. Check the remaining battery

Click the button, if one white light is on, it means the power is within 25%, if two white lights are on, it means the power is within 50%, if three white lights are on, it means the power is within 75%, and if four white lights are on, it means the power is within 100%. When the last light of the battery indicator flashes, the battery is less than 5%, please charge it as soon as possible.

### Precautions

- \*Please charge the battery at least once every 3 months if it does not be used for a long time. During the use of this device, it will be slightly hot, but it is normal.
- \*Always keep the product dry and do not use chemical agents for cleaning and scrubbing. Please protect our environment, recycle this device at the designated location.
- \*Children or persons who are not equipped to use this device alone must use this device under the supervision of an adult.
- \*Do not bump, disassemble, pierce, crush, or expose this device to moisture.
- \*Do not apply this power bank to devices that do not meet the output parameter requirements, it may cause malfunction or fire.

### FAQ

- \*When the power bank cannot be charged:
- Please check whether the power adapter is suitable, the connector used, and whether the converter is normal.
- It's recommended to choose a suitable power adapter for charging.
- \*When the power bank cannot charge other devices:
- The power bank is too low, please charge it before using it.
- If the internal circuit of the power bank is faulty, please contact the after-sales service department of the local dealer for help.

Made In China



### User guide

1. Can be used as a magnetic wireless power bank, compatible with Apple 12 and above series mobile phones.
2. It can be used as a universal wireless charging mobile power supply, compatible with phones that support the Qi wireless charging protocol.
3. It can be used as a portable and compact mobile power supply, supporting more than 99% of mobile phone charging.
4. Can be used as a wireless charger, put it on the desktop, and charge as you go.

### Packaging List

- Mobile power supply \*1
- Instruction Manual \*1
- Charging cable \*1

### Product Performance

- 15W wireless output, magnetic absorption wireless fast charge
- PD20W fast charge
- It can be charged and discharged at the same time, and the mobile phone and power bank can be quickly charged at the same time
- Power indicator light, display power
- High-quality polymer batteries, safe and worry-free

### Remarks: Description of wireless charging functions

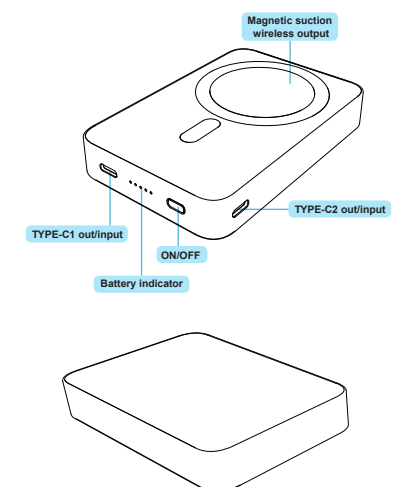
\*Place the phone on the wireless charger, click the switch button to turn on the wireless charging function.

\*When using the charger to charge the mobile power supply and using the wireless charging function to charge the device at the same time, only the ordinary 5W wireless line charging function.

\* During the charging process of the mobile power supply, in a fully charged state, since the charging protocol is switched to the 5V input state, it is turned on at this time in wireless charging mode, only ordinary 5W charging can be performed. When you stop charging the power bank, it will restart automatically, and Wireless charging can enter fast charging mode.

### Specifications

Product name	Magnetic wireless power bank
Product model	E61B
Type of cell	Lithium polymer battery
Rated Capacity	5800mAh(5V=3A)
TYPE-C1 input	DC5V=3A/9V=2A
TYPE-C1 output	DC5V=3A/9V=2.22A/12V=1.67A
TYPE-C2 input	DC5V=2A/9V=2A
Wireless output	5W/7.5W/10W/15W
Product Size	104.4*69.5*16.7±0.1mm
Executive standard	GB/T 35590-2017
Operating temperature	-10°C-40°C



宽120mm 高110mm

This device complies with part 15 of the FCC Rules. Operation is subject to the following two conditions: (1) This device may not cause harmful interference, and (2) this device must accept any interference received, including interference that may cause undesired operation.

Any Changes or modifications not expressly approved by the party responsible for compliance could void the user's authority to operate the equipment.

**Note:** This equipment has been tested and found to comply with the limits for a Class B digital device, pursuant to part 15 of the FCC Rules. These limits are designed to provide reasonable protection against harmful interference in a residential installation. This equipment generates uses and can radiate radio frequency energy and, if not installed and used in accordance with the instructions, may cause harmful interference to radio communications. However, there is no guarantee that interference will not occur in a particular installation. If this equipment does cause harmful interference to radio or television reception, which can be determined by turning the equipment off and on, the user is encouraged to try to correct the interference by one or more of the following measures:

- Reorient or relocate the receiving antenna.
- Increase the separation between the equipment and receiver.
- Connect the equipment into an outlet on a circuit different from that to which the receiver is connected.
- Consult the dealer or an experienced radio/TV technician for help.

FCC Radiation Exposure statement

"The FCC certification of this device refers to RF exposure testing performed in typical operating conditions, where a person is no closer than 0cm centimeters from the device surface at all times, except for non-repetitive patterns with transient time intervals in the order of a second. Only in the stated conditions, the device is shown to fully comply with the FCC RF Exposure requirements of KDB 447498."