



Instructions

Product manual



Power bank function description

- 1.Switch function**
Click the switch button, the wireless function starts working; double-click the switch, stop working.
- 2.Enable wireless charging**
During use, after clicking the button, the fifth light shows red as the standby state of the power bank. After the mobile phone is adsorbed, the light changes from red to green, indicating that the mobile power supply has turned on the wireless charging function.
- 3.Check the remaining battery**
Click the button, if one white light is on, it means the power is within 25%, if two white lights are on, it means the power is within 50%, if three white lights are on, it means the power is within 75%, and if four white lights are on, it means the power is within 100%. When the last light of the battery indicator flashes, the battery is less than 5%, please charge it as soon as possible.

Precautions

- *Please charge the battery at least once every 3 months if it does not be used for a long time. During the use of this device, it will be slightly hot, but it is normal.
- *Always keep the product dry and do not use chemical agents for cleaning and scrubbing. Please protect our environment, recycle this device at the designated location.
- *Children or persons who are not equipped to use this device alone must use this device under the supervision of an adult.
- *Do not bump, disassemble, pierce, crush, or expose this device to moisture.
- *Do not apply this power bank to devices that do not meet the output parameter requirements, it may cause malfunction or fire.

FAQ

- *When the power bank cannot be charged:
- Please check whether the power adapter is suitable, the connector used, and whether the converter is normal.
- It's recommended to choose a suitable power adapter for charging.
- *When the power bank cannot charge other devices:
- The power bank is too low, please charge it before using it.
- If the internal circuit of the power bank is faulty, please contact the after-sales service department of the local dealer for help.

Made In China



User guide

1. Can be used as a magnetic wireless power bank, compatible with Apple 12/13/14 series mobile phones.
- 2.It can be used as a universal wireless charging power bank and is compatible with all mobile phones that support the Qi wireless charging protocol. Support wireless charging mobile phones such as s OPPO, HUAWEI, Xiaomi, SAMSUNG.
- 3.It can be used as a portable and compact mobile power supply, supporting more than 99% of mobile phone charging.
- 4.Can be used as a wireless charger, put it on the desktop, and charge as you go.
- 5.Portable hook design, go out, hands free.

Packaging List

- Mobile power supply *1
- Instruction Manual *1
- Charging cable *1

Product Performance

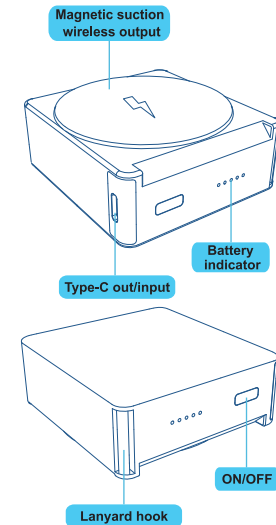
- 15W wireless output, magnetic absorption wireless fast charge
- PD20W fast charge
- It can be charged and discharged at the same time, and the mobile phone and power bank can be quickly charged at the same time
- Power indicator light, display power
- High-quality polymer batteries, safe and worry-free

Remarks: Description of wireless charging functions

- *Place the phone on the wireless charger, click the switch button to turn on the wireless charging function.
- *When using the charger to charge the mobile power supply and using the wireless charging function to charge the device at the same time, only the ordinary 5W wireless Line charging function.
- * During the charging process of the mobile power supply, in a fully charged state, since the charging protocol is switched to the 5V input state, it is turned on at this time. In wireless charging mode, only ordinary 5W charging can be performed. When you stop charging the power bank, it will restart automatically, and Wireless charging can enter fast charging mode.
- *When using PD12V charger to charge the power bank, because this function does not support 12V power supply, wireless chargingThe function will be turned off.

Specifications

Name	Magnetic wireless power bank
Product model	E50B
Type of cell	Lithium polymer battery
Rated Capacity	5800mAh (5V—3A)
Type-C output	DC5V—3A/9V—2.22A/12V—1.5A
Type-C input	DC5V—3A/9V—2A/12V—1.5A
Wireless output	5W/7.5W/10W/15W
Product Size	61*64.5*26.2±0.1mm
Executive standard	GB/T35590-2017
Operating temperature	-10°C-40°C



宽120mm 高110mm

FCC Warning Statement: Changes or modifications to this unit not expressly approved by the party responsible for compliance could void the user's authority to operate the equipment. This equipment has been tested and found to comply with the limits for a Class B digital device, pursuant to Part 15 of the FCC Rules. These limits are designed to provide reasonable protection against harmful interference in a residential installation. This equipment generates, uses and can radiate radio frequency energy and, if not installed and used in accordance with the instructions, may cause harmful interference to radio communications.

However, there is no guarantee that interference will not occur in a particular installation. If this equipment does cause harmful interference to radio or television reception, which can be determined by turning the equipment off and on, the user is encouraged to try to correct the interference by one or more of the following measures:

- Reorient or relocate the receiving antenna.**
- Increase the separation between the equipment and receiver.**
- Connect the equipment into an outlet on a circuit different from that to which the receiver is connected.**
- Consult the dealer or an experienced radio/TV technician for help.**

This device complies with Part 15 of the FCC Rules. Operation is subject to the following two conditions: (1) this device may not cause harmful interference, and (2) this device must accept any interference received, including interference that may cause undesired operation.

FCC Radiation Exposure Statement

The device has been evaluated to meet general RF exposure requirement. The device can be used in portable exposure condition without restriction.