

1. TEST SETUP PHOTOGRAPHS

1.1. Photo of Radiated Emissions Measurement



Fig. 1



Fig. 2




Fig. 3




Fig. 4

1.2. Photo of Conducted Emissions Measurement




Fig. 5