

Antenna Test Report

For

Project PM56

Antenna Type: PCB Antenna

Version:

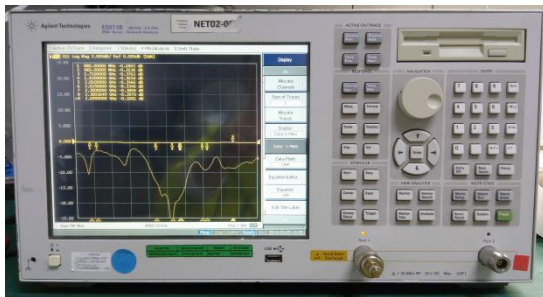


Customer	JK	Project	PM56
Band	BT	Color	
Issued by	LH	Checked by	
Confirmed by		Date	2023.12.20

This test report belongs to ShenZhen NQI network communication ltd. and related clients to file, please keeping it propely, without our company and related clients allowed, anybody has no rights to reval it to public.

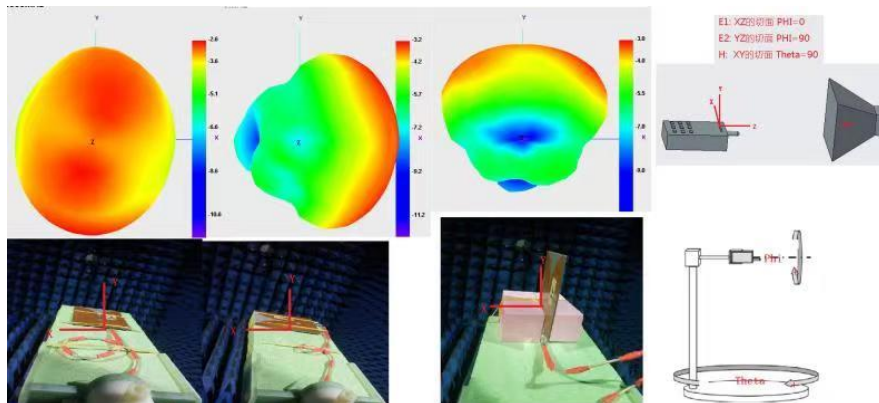


1. Test Instrumentation and item (测试设备及项目)

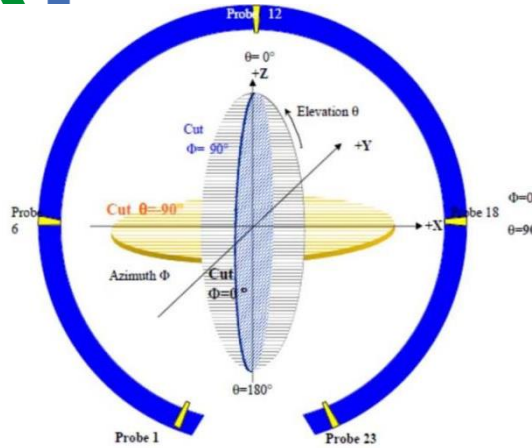
类别 (Class)	测试项目 (Test item)	设备 (Equipment)
1. S parameter	1. Return Loss (RL) 2. standing-wave ratio (VSWR) 3. Smith's original diagram (Smith chart)	Network division (VNA) : Agilent E5071B R&S ZVB8 Protek A333
2. 耦合测试 Coupling testing)	1. 发射功率 (MAX Power) 2. 接收灵敏度 (MIN Sens)	1. 2G/3G Tester: Agilent 8960 2. The coupling box: TESCOM TC-5060A 3. 3D Chamber: ETS 3D Chamber (5x3x3)
3. 3D 无源测试 (Passive Test)	1. 效率 (Effeciency) 2. 增益 (Gain) 3. 辐射方向图 (radiation pattern)	1. 3D Chamber: TEM24 3D Chamber (5x5x5) ETS 3D Chamber (5x3x3) 2. Network division (VNA) : Agilent E5071B R&S ZVB8
4. 3D 有源测试 (Active Test)	1. 3D power (TRP) 2. 3D sensitivity (TIS) 3. Throughput rate	1. 3D Chamber: TEM24 3D Chamber (5x5x5) ETS 3D Chamber (5x3x3) 2. 2G/3G Tester: Agilent 8960 3. 4G Tester: MT8820C/CMW500 4. WIFI/BT/NB-iot Tester: CMW500 5. 5G Tester: SP9500-CTS 6. Head: HEAD-P10 (FACE-P10)



2. Chamber coordinate axis (暗室坐标)



This test report belongs to ShenZhen NQI network communication ltd. and related clients to file, please keeping it propely, without our company and related clients allowed, anybody has no rights to revel it to public.



3.Definitions (define)

VSWR: Voltage Standing Wave Rate

RL: Return loss

TRP: total radiated power

TIS: total isotropic sensitivity

4.Cell-Phone Photo and Dealing Method (Mobile phone image and environment processing)



5.Matching Circuit Description (Original matching description)

Original matching

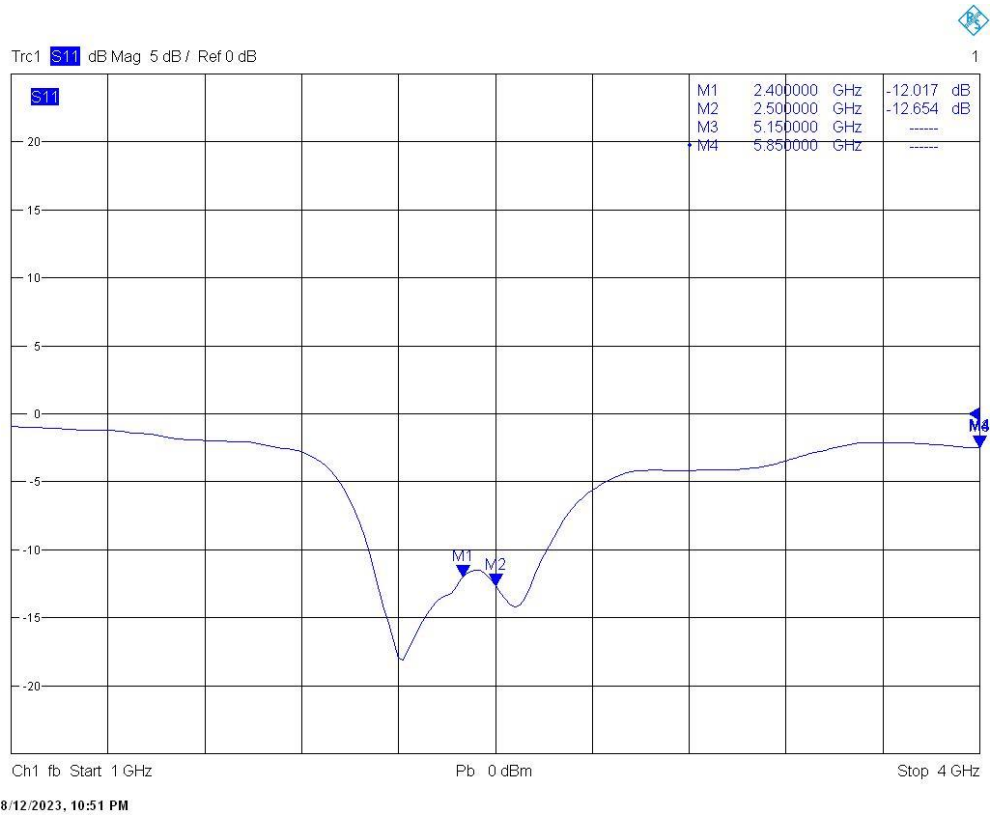
6.Passive Test (Passive Test)

This test report belongs to ShenZhen NQI network communication ltd. and related clients to file, please keeping it properly, without our company and related clients allowed, anybody has no rights to reveal it to public.



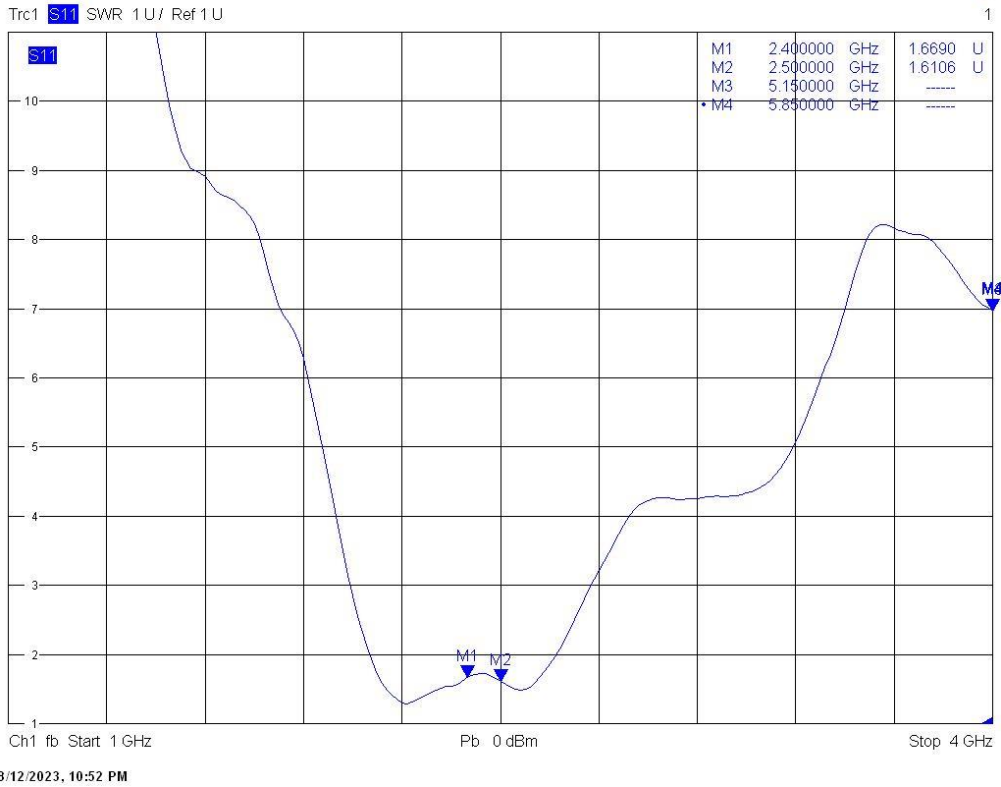
6.1. RL/VSWR (Return loss/standing wave ratio)

RL



VSWR

This test report belongs to ShenZhen NQI network communication ltd. and related clients to file, please keeping it propely, without our company and related clients allowed, anybody has no rights to reveal it to public.




6.2. Efficiency, Gain, Radiation pattern

Freq (MHz)	Effi (%)	Gain (dBi)
2400	49.55	3.41
2410	48.42	2.8
2420	50.23	3.22
2430	48.53	2.84
2440	51.29	2.77
2450	49.77	2.62
2460	46.34	2.05
2470	47.21	2.17
2480	49.32	2.05
2490	53.46	2.56
2500	51.4	2.08

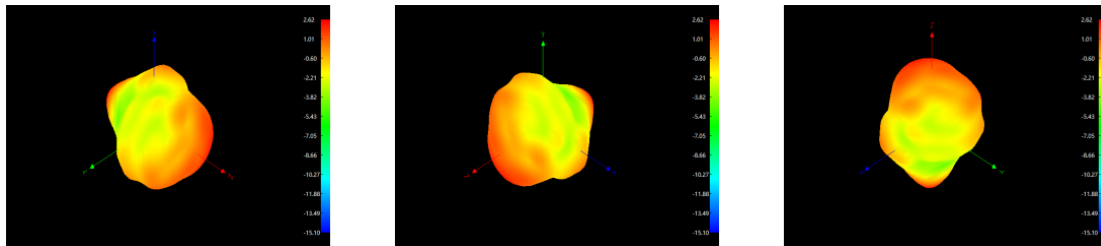
This test report belongs to ShenZhen NQI network communication ltd. and related clients to file, please keeping it properly, without our company and related clients allowed, anybody has no rights to reveal it to public.



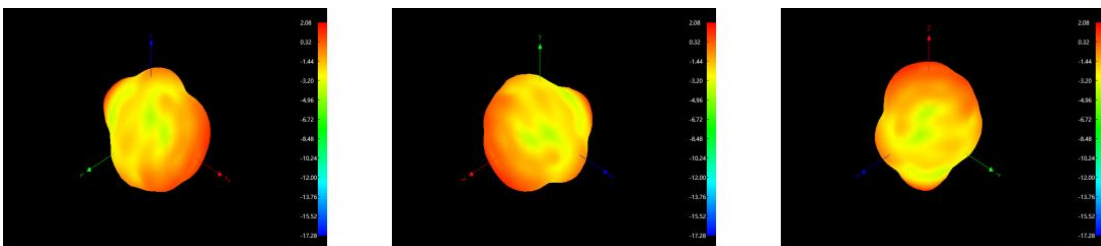
2400 -dBi



2450 -dBi



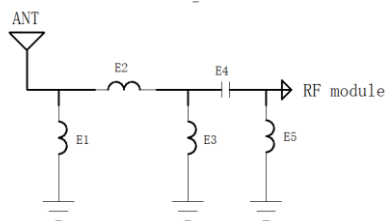
2500 -dBi



7. TRP&TIS

NQI ANT TRP&TIS parameter Summary of PM56				
free space	Test	Bluetooth TRP		
	Result	0	39	78
	TRP (dBm)	7.52	9.1	10.94
	TIS (dBm)	-85.49	-85.08	-86.66

8. matching circuit



This test report belongs to ShenZhen NQI network communication ltd. and related clients to file, please keeping it properly, without our company and related clients allowed, anybody has no rights to reveal it to public.



Element	L(Value)	R(Value)
E1(0402)	NF	NF
E2(0402)	0Ω	0Ω
E3(0402)	NF	NF
E4(0402)	10PF	10PF
E5(0402)	NF	NF

9. Assembly method

