

倍思包装设计稿件信息

Baseus

基本信息	产品型号	BS-F02		
	产品名称	倍思 F02 人体工学 无线鼠标 (五号电池*1)		
	产品方案编码			
	物料编码	1100010179	包装编码+版本号	PB4750Z-P0A0
	物料规格描述	说明书\120g无荧光白牛皮\风琴折\58*95mm\8P\ROHS		
包装平面设计	HUGH	包装结构设计	赵得柱	

版本历史

版本	变更日期	变更描述
P0A0	2023.10.16	初始版本



温馨提示:请印刷供应商严格按照倍思的图纸印刷生产。如贵司有生产上的原因需要调整倍思图纸的字体、图形、颜色、刀模尺寸等,请必须通知倍思相关负责的包装设计师,并在征得包装设计师同意的情况下修改文档并发回存档。



baseus倍思



倍思 F02 人体工学 无线鼠标
Baseus F02 Ergonomic Wireless Mouse

使用说明书
User Manual

使用产品前请仔细阅读本使用说明, 并请妥善保管
Please read this manual thoroughly prior to use, and keep it for future reference.

包装清单

鼠标×1
说明书×1
保修卡×1
5号电池×1

产品参数

名称：倍思 F02 人体工学无线鼠标

型号：BS-F02

材质：ABS+PC

传输距离：10m

连接方式：2.4G无线+蓝牙双模式

蓝牙版本：蓝牙5.2

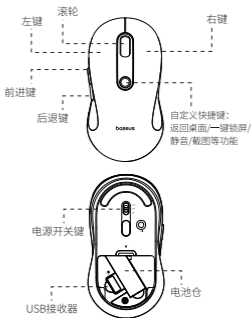
灵敏度：1000/1600/2000/2400/4000DPI

回报率：250Hz

兼容系统：Windows, Harmony OS, Apple OS, Linux, Vista等系统

*以上数据来源Baseus（倍思）实验室测定值，但因客观环境改变数据会有所不同或误差。

产品功能介绍



DPI/蓝牙对码按键：

短按一下切换DPI档位，1挡至5挡依次切换

长按2秒进行蓝牙对码（电量指示灯快闪）

注：1挡-1000DPI（指示灯闪1次），2挡-1600DPI（指示灯闪2次），3挡-2000DPI（指示灯闪3次），4挡-2400DPI（指示灯闪4次），5挡-4000DPI（指示灯闪5次）。

注：出厂设置默认1000DPI档位。

模式切换键：拨动切换连接模式/关机

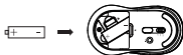
电量指示灯：电量10-100%，指示灯亮冰蓝色，电量低于10%，指示灯亮红色，电量1%时，指示灯快闪10次红灯后自动关机。

注：鼠标进入休眠模式时，电量指示灯熄灭

使用方法

安装电池

打开电池盖，装入电池（注意正负极），盖上电池盖。



2.4G模式连接

1.取出底部USB接收器，并插入设备。

2.将鼠标连接模式切换至2.4G模式，点击、移动鼠标，直至屏幕出现鼠标。



蓝牙模式连接

1.将鼠标连接模式切换至蓝牙模式，长按2秒DPI键，此时电量指示灯快闪，鼠标进入配对状态。

2.打开设备蓝牙，进行搜索配对。选择型号：Baseus F02 Mouse，点击连接，即可使用。



自定义按键功能切换

1.扫码下载“倍思”APP，并注册登录。



2.鼠标同时按下“左键+右键”3秒，此时指示灯快闪后常亮，进入配对模式。



3.打开手机蓝牙，在“倍思”APP内搜索并绑定产品：Baseus F02 Mouse。

4.开始进行按键功能选择，选择保存后自定义功能设置成功。

注意事项

远离火源，产品内含电池，请勿将本产品储存在高温，强光及强磁场环境下。
请勿擅自拆解维修，有任何产品问题请联系售后客服处理。

电子信息产品有毒有害物质声明

部件名称	有毒有害物质或元素					
	铅 (pb)	汞 (Hg)	镉 (Cd)	六价铬 (Cr VI)	多溴联苯 (PBB)	多溴二苯醚 (PBDE)
PCB	X	O	O	O	O	O
塑料	O	O	O	O	O	O
金属	X	O	O	O	O	O
附件	O	O	O	O	O	O

本表格依据SJ/T 11364的规定编制。

O:表示该有毒有害物质在该部件所有均质材料中的含量均在GB/T 26572标准规定的限量要求以下。

X:表示有毒有害物质至少在该部件某一均质材料中的含量超出GB/T 26572标准规定的限量要求。

该产品符合欧盟RoHS 2.0指令(2011/65/EU)

温馨提示:5年图标是指“环保有效使用期限”，不是产品质量保证期限。电子产品均含有铅、汞、镉等有害物质，一旦超期使用，有害物质将可能因为发生外泄或突变，对环境造成污染，或对人体及人身财产造成严重损害。“环保使用期限”，意为所有的电子产品都将被要求在此有效限期内使用，超过安全使用年限之后出现的安全风险问题，我们将不再对产品质量负责。

Content

Mouse	×1
User manual	×1
Warranty card	×1
AA battery	×1

Specifications

Name: Baseus F02 Ergonomic Wireless Mouse

Model No.: BS-F02

Material: ABS+PC

Transfer Distance: 10m

Connection Type: 2.4GHz wireless+Bluetooth

Bluetooth Version: Bluetooth 5.2

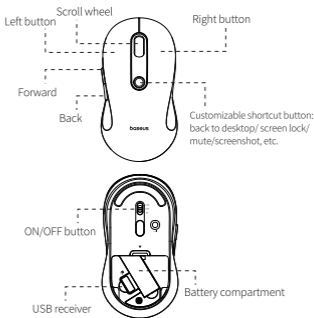
Sensitivity: 1000/1600/2000/2400/4000DPI

Response Frequency: 250Hz

Operating Systems: Windows, HarmonyOS, Apple OS, Linux, Vista, etc.

*The above data are measured by the Baseus laboratory, the actual use can be slightly different depending on the specific circumstances.

Functions



DPI/Bluetooth pairing button:

press to switch the DPI settings, from 1 to 5 levels.

Press and hold for 2s for Bluetooth pairing. (power indicator flashes)

Note: Lv. 1 is 1000DPI (indicator flashes once), Lv. 2 is 1600DPI (indicator flashes twice), Lv. 3 is 2000DPI (indicator flashes 3 times), Lv. 4 is 2400DPI (indicator flashes 4 times), Lv. 5 is 4000DPI (indicator flashes 5 times).

Note: Default setting is 1000DPI.

Mode switch: toggle to switch the connection mode/turn off.

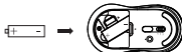
Power indicator: lights up blue when the battery level is 10-100%, or red when it is under 10%, when the battery level is 1%, it flashes red for 10 times and then the product automatically shuts off.

Note: The power indicator stays off when the mouse is in sleep mode.

User Instructions

Battery Installation

Open the cap and install the batteries inside (make sure the polarities are connected properly), and close the cap.



2.4G Mode Connection

1. Take out the USB receiver on the bottom and insert it into the device.
2. Switch the connection mode to 2.4G, click or move the mouse until the cursor appears on the screen.



Bluetooth Connection

1. Switch the connection mode to Bluetooth, press and hold the DPI button for 2s to enter the pairing mode, during when the power indicator flashes quickly.
2. Turn on Bluetooth of the device and search the model name "Baseus F02 Mouse" to pair.



Shortcut Button Customization

1. Scan the QR code and download the Baseus APP, register and log in.



2. Click and hold both left and right button for 3s to enter the pairing mode, during when the power indicator flashes quickly and stays on.



3. Turn on Bluetooth on your phone, search for "Baseus F02 Mouse" to link the mouse to the APP.

4. Choose a shortcut function and save the settings.

Attention

The product contains battery inside, please keep it away from fire sources, and DO NOT expose the product to high temperature, strong sunlight or strong magnetic field. DO NOT attempt to personally disassemble or modify the product under any circumstance. Contact us for support.

Declaration on hazardous substances and elements contained in electronic products

Part Description	Hazardous substances and elements					
	Lead (pb)	Mercury (Hg)	Cadmium (Cd)	Hexavalent chromium (CrVI)	Polybrominated Biphenyls (PBB)	Polybrominated Biphenyl ethers (PBDE)
PCB	X	O	O	O	O	O
Plastic	O	O	O	O	O	O
Battery	O	O	O	O	O	O
Accessory	O	O	O	O	O	O

This form is compiled in accordance with SJ/T 11364.

O: It indicates that the content of the harmful substance in all homogeneous materials of the component is below the limit specified in GB/T 26572 standard.

X: The content of harmful substances in at least one homogeneous material of this part exceeds the limit stipulated in GB/T 26572 standard.

Warm Tip: The 5-year icon refers to the "effective life of environmental protection", not the product quality assurance period. Electronic products all contain harmful substances such as lead, mercury and cadmium. Once they are overused, harmful substances may leak or mutate, cause pollution to the environment, or cause serious damage to people and property. The term of "environmental protection use" means that all electronic products will be required to use within this effective period. We will no longer be responsible for the quality of the products due to the safety risks that arise after the safe use period.

Changes or modifications not expressly approved by the party responsible for compliance could void the user's authority to operate the equipment.

This device complies with Part 15 of the FCC Rules. Operation is subject to the following two conditions:

(1) This device may not cause harmful interference, and (2) this device must accept any interference received, including interference that may cause undesired operation.

Note: This equipment has been tested and found to comply with the limits for a Class B digital device, pursuant to Part 15 of the FCC Rules. These limits are designed to provide reasonable protection against harmful interference in a residential installation. This equipment generates, uses, and can radiate radio frequency energy, and if not installed and used in accordance with the instructions, may cause harmful interference to radio communications. However, there is no guarantee that interference will not occur in a particular installation. If this equipment does cause harmful interference to radio or television reception, which can be determined by turning the

equipment off and on, the user is encouraged to try to correct the interference by one or more of the following measures:

- Reorient or relocate the receiving antenna.
- Increase the separation between the equipment and receiver.
- Connect the equipment into an outlet on a circuit different from that to which the receiver is connected.
- Consult the dealer or an experienced radio/TV technician for help.



FR

Cet appareil se recycle

À DÉPOSER EN MAGASIN



À DÉPOSER EN DÉCHÈTERIE



OU

Points de collecte sur www.quefairedemesdechets.fr
Privilégiez la réparation ou le don de votre appareil !

警告 远离火源，请勿擅自拆解维修，
有任何产品问题请联系售后服务处理。

Warning Please keep the product away from fire source and do not dismantle or repair the product by yourself. Please contact our customer service for help if you have any problem with the product.

 **Bluetooth**[®]

The Bluetooth word mark and logos are registered trademarks owned by Bluetooth SIG, Inc. and any use of such marks by Shenzhen Baseus Technology Co., Ltd. is under license. Other trademarks and trade names are those of their respective owners.

Maximum output power: 4dBm
Frequency band 2.4G band
(2.402GHz-2.480GHz)



FCC ID: 2A482-BS-F02

制造商：深圳市倍思科技有限公司

地址：深圳市龙岗区坂田街道岗头社区雪岗路2008号倍思智能园B栋二层

执行标准：GB4943.1

热线：4000-712-711 网址：<https://www.baseus.cn>

官方售后服务邮箱地址：service@baseus.com

Manufacturer: Shenzhen Baseus Technology Co., Ltd.

Add: 2nd Floor, Building B, Baseus Intelligence Park, No.2008, Xuegang Rd, Gangtou Community, Bantian Street, Longgang District, Shenzhen

Executive Standard: GB4943.1

Hotline: +86-4000-712-711 Website: www.baseus.com

Official After-sales E-mail Address: service@baseus.com

PB4750Z-P0A0

1100010179

倍思设计/Designed by Baseus

中国制造/Made in China