


2.4GHz 2012 Chip Antenna: ANT2012R24005KL0

Applications:

WLAN, 802.11b/g, Bluetooth, etc...

Features

SMD, high reliability, ultra compact, Omni-directional...



Part number

ANT 2012 R 2400 5K L0
 (1) (2) (3) (4) (5)


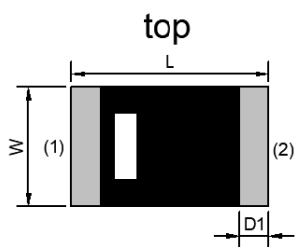
(1) Size Code	2.0x1.2mm
(2) Packing	Tape and reel
(3) Frequency	2.4GHz
(4) Packing Number	5K
(5) Code	L0

Electrical Specification

Working Frequency Range	2400 ~2484 MHz
Peak Gain	1.01 dBi (Typ.)
Impedance	50 Ohm
VSWR	2.5 (Max)
Polarization	Linear
Azimuth Beamwidth	Omni-directional
Operation Temperature(°C)	-40~85(°C)

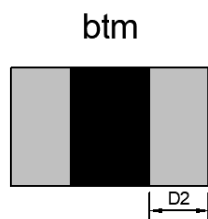
The specification is defined on EVB.

Dimension and Terminal Configuration



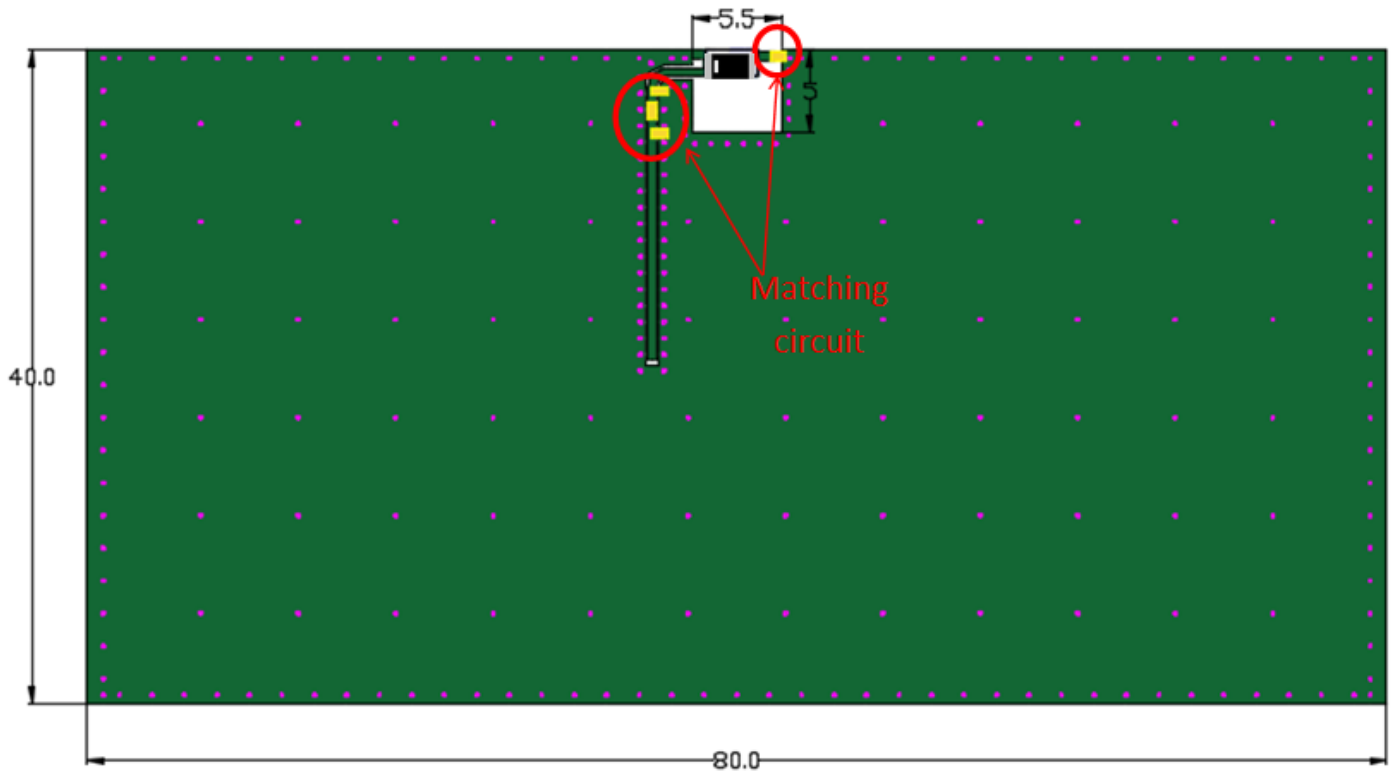
Dimension (mm)	
L	2.00±0.15
W	1.20±0.15
T	0.50±0.10
D1	0.30±0.15
D2	0.60±0.15

No.	Terminal Name
1	Feeding
2	GND

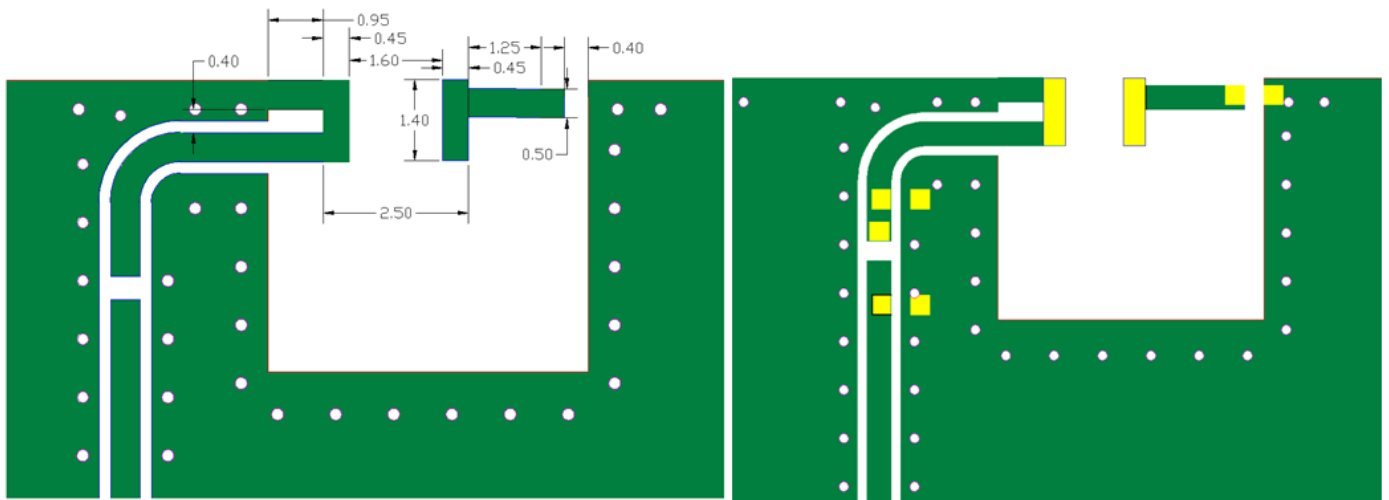


Evaluation Board Reference

PCB Dimension



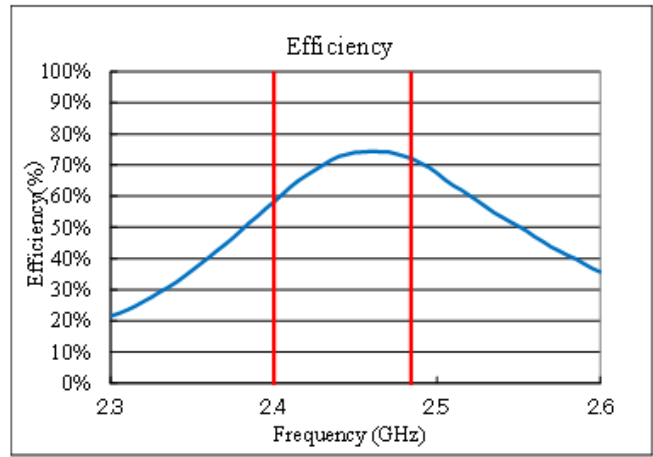
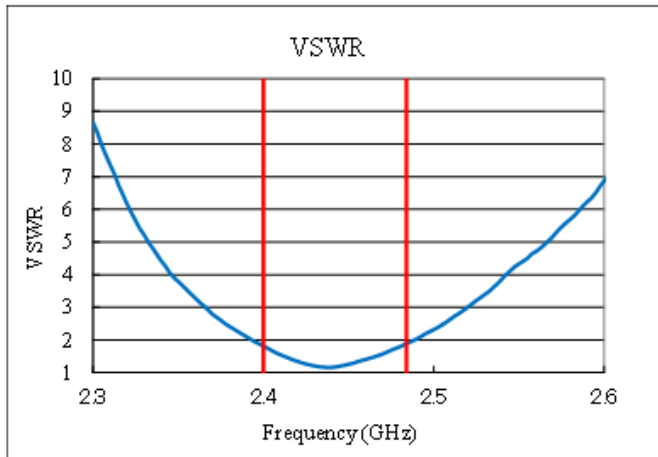
Antenna Layout Reference



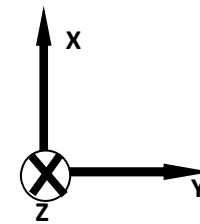
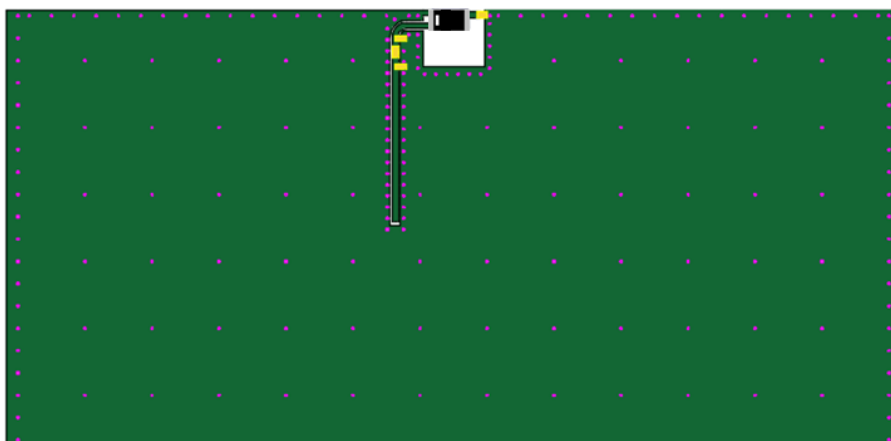
Unit : mm

Electrical Characteristics

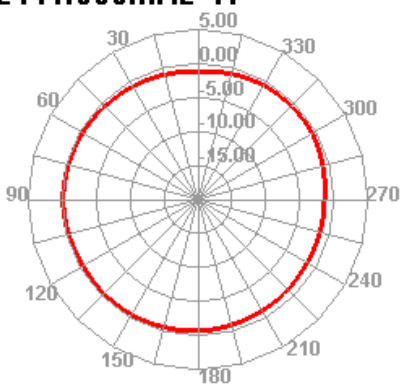
VSWR&Efficiency



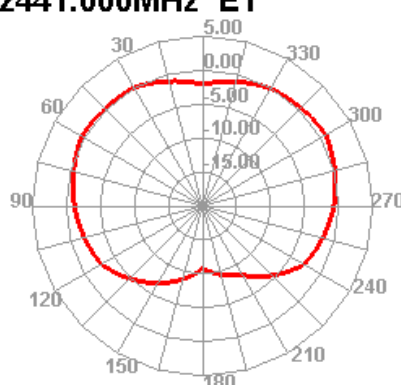
Radiation Pattern (dBi)



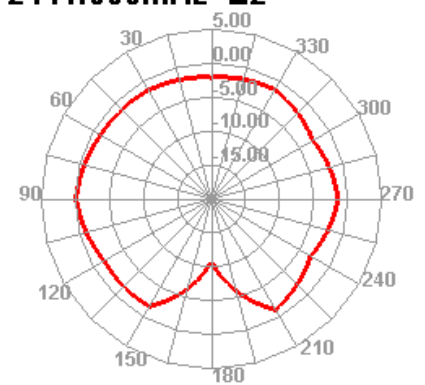
2441.000MHz H



2441.000MHz E1



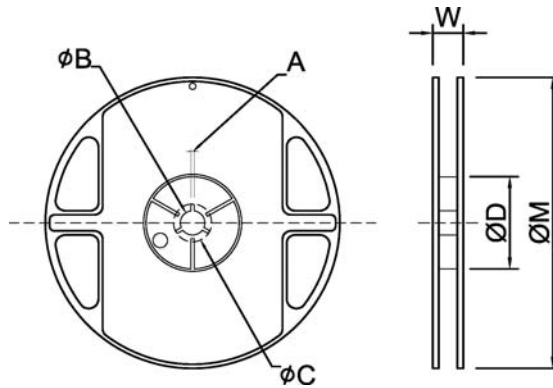
2441.000MHz E2



Taping Specifications

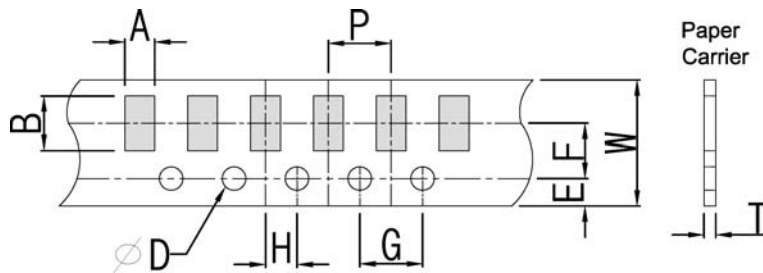
Reel and Taping Specification

Reel Specification



TYPE	SIZE		A	ψB	ψC	ψD	W	ψM
2012	7"	5K/Reel	2.0±0.5	13.5±1.0	21±1.0	60±1.0	11.5±2.0	178±2.0

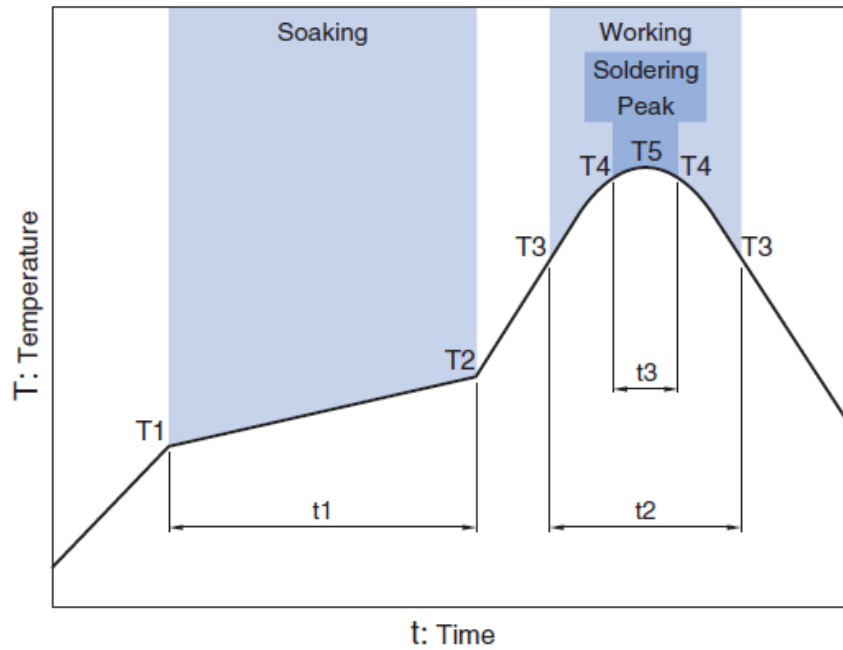
Tapping Specification



Packaging	Type	A	B	W	E	F	G	H	T	ψD	P
Paper Type	2012	1.50±0.20	2.20±0.20	8.0±0.20	1.75±0.10	3.5±0.05	4.0±0.10	2.0±0.05	0.80±0.10	1.50 +0.10 -0	4.0±0.1

Recommended Reflow Profile

Pb free solder



Soaking		Working		Soldering		Peak	
Temp.	Time	Temp.	Time	Temp.	Time	Temp.	
T1	T2	t1	T3	t2	T4	t3	T5
150°C	180°C	60 to 120sec	230°C	more than 30sec	247 to 253°C	within 10sec	260°C Max.

AUG 2022 Ver.H01

Dongguan Hekang Electronics Co., LTD

Room 301, Building 7, Time Intelligence Technology, No. 159, Luwu Sanlian Road, Changping Town, Dongguan City, Guangdong Province