










<p>7. SPATIAL ACOUSTICS</p>  <p>Disables the 3D audio effect when in on-ear mode. Off: Head-Track Mode.</p>	<p>8. NOISE CANCELLATION</p>  <p>ANC (Active Noise Cancellation) - Transparency.</p>	<p>9. CHARGING/POWER</p>  <p>Blinking of light: Charging, solid white light: Fully charged.</p>	<p>10. FACTORY RESET</p>  <p>Hold the "M" and "C" keys simultaneously for 5 seconds. The red light flash, but no voice prompts, indicates that the headphones have been reset.</p>	<p>11. SPECIFICATIONS</p> <p>Model: BWH0001 Frequency Response: 20 Hz - 20 kHz Impedance: 32 Ohms Sensitivity: 105 dB/mW Battery Capacity: 400mAh Charging Time: 2 hours Standby Time: 100 hours Bluetooth Version: 5.3 Bluetooth Profiles: HFP, HSP, A2DP, AVRCP, BTLE Supported Audio Formats: AAC, SBC Weight: 185g</p>	<p>baseus</p> <p>QUICK START GUIDE</p> <p>Quick Start Guide Baseus Baseus Inc.</p> 
<p>7.1 空间音频</p> <p>7.2 降噪</p> <p>7.3 充电/电源</p> <p>7.4 恢复出厂设置</p> <p>7.5 规格</p>	<p>8.1 降噪</p> <p>8.2 降噪</p> <p>8.3 降噪</p> <p>8.4 降噪</p> <p>8.5 降噪</p> <p>8.6 降噪</p> <p>8.7 降噪</p> <p>8.8 降噪</p> <p>8.9 降噪</p> <p>8.10 降噪</p>	<p>9.1 充电/电源</p> <p>9.2 充电/电源</p> <p>9.3 充电/电源</p> <p>9.4 充电/电源</p> <p>9.5 充电/电源</p> <p>9.6 充电/电源</p> <p>9.7 充电/电源</p> <p>9.8 充电/电源</p> <p>9.9 充电/电源</p> <p>9.10 充电/电源</p>	<p>10.1 恢复出厂设置</p> <p>10.2 恢复出厂设置</p> <p>10.3 恢复出厂设置</p> <p>10.4 恢复出厂设置</p> <p>10.5 恢复出厂设置</p> <p>10.6 恢复出厂设置</p> <p>10.7 恢复出厂设置</p> <p>10.8 恢复出厂设置</p> <p>10.9 恢复出厂设置</p> <p>10.10 恢复出厂设置</p>	<p>11.1 规格</p> <p>11.2 规格</p> <p>11.3 规格</p> <p>11.4 规格</p> <p>11.5 规格</p> <p>11.6 规格</p> <p>11.7 规格</p> <p>11.8 规格</p> <p>11.9 规格</p> <p>11.10 规格</p>	<p>12. 保修</p> <p>13. 支持</p> <p>14. 应用</p> <p>15. 电源/关机</p> <p>16. 蓝牙</p> <p>17. 功能</p>

<p>1. WARRANTY</p> <p>Contact Us</p> <p>1.1 保修</p> <p>1.2 保修</p> <p>1.3 保修</p> <p>1.4 保修</p> <p>1.5 保修</p>	<p>2. FAQ-SUPPORT</p>  <p>For FAQs, visit our website, and email information, please visit: support@baseus.com</p> <p>2.1 支持</p> <p>2.2 支持</p> <p>2.3 支持</p> <p>2.4 支持</p> <p>2.5 支持</p>	<p>3. APP</p>  <p>Download the Baseus app to get full enhancement, EQ, transparency, etc.</p> <p>3.1 应用</p> <p>3.2 应用</p> <p>3.3 应用</p> <p>3.4 应用</p> <p>3.5 应用</p>	<p>4. POWER ON/OFF</p>  <p>Lightly touch the "M" to power on, "M" to power off.</p> <p>4.1 电源/关机</p> <p>4.2 电源/关机</p> <p>4.3 电源/关机</p> <p>4.4 电源/关机</p> <p>4.5 电源/关机</p>	<p>5. BLUETOOTH</p>  <p>Bluetooth pairing process.</p> <p>5.1 蓝牙</p> <p>5.2 蓝牙</p> <p>5.3 蓝牙</p> <p>5.4 蓝牙</p> <p>5.5 蓝牙</p>	<p>6. FUNCTIONS</p>  <p>Function icons: Play/Pause, Stop, Previous, Next, Volume Up/Down, Call, End Call, Power.</p> <p>6.1 功能</p> <p>6.2 功能</p> <p>6.3 功能</p> <p>6.4 功能</p> <p>6.5 功能</p>
<p>1.1 保修</p> <p>1.2 保修</p> <p>1.3 保修</p> <p>1.4 保修</p> <p>1.5 保修</p>	<p>2.1 支持</p> <p>2.2 支持</p> <p>2.3 支持</p> <p>2.4 支持</p> <p>2.5 支持</p>	<p>3.1 应用</p> <p>3.2 应用</p> <p>3.3 应用</p> <p>3.4 应用</p> <p>3.5 应用</p>	<p>4.1 电源/关机</p> <p>4.2 电源/关机</p> <p>4.3 电源/关机</p> <p>4.4 电源/关机</p> <p>4.5 电源/关机</p>	<p>5.1 蓝牙</p> <p>5.2 蓝牙</p> <p>5.3 蓝牙</p> <p>5.4 蓝牙</p> <p>5.5 蓝牙</p>	<p>6.1 功能</p> <p>6.2 功能</p> <p>6.3 功能</p> <p>6.4 功能</p> <p>6.5 功能</p>