



Appendix II


Setup Photographs

**RADIATED RF MEASUREMENT SETUP (ABOVE 1 GHz)
MEASUREMENT POSITION**




Note: only the worst configuration setup reported.


MEASUREMENT POSITION (X axis)




MEASUREMENT POSITION (Y axis)



MEASUREMENT POSITION (Z axis)



RADIATED RF MEASUREMENT SETUP (30MHz~1GHz)



RADIATED RF MEASUREMENT SETUP (Below 30MHz)

