

天线规格书
Antenna Specification

Product Name: PCB Antenna

Model Number: AN2450-PCB119BFK

Product Spec.:L=730mm

Manufacturer Information:

Company Name: Guangzhou Xaircraft Technology CO.,LTD

Address: Block C, No.115, Gaopu Road, Tianhe District,
GuangzhouCity, Guangdong, P.R.China

Product Number: AN2450-PCB119BFK
Product Name: Antenna

Index:

- 1. Specification (规格)**
- 2. Characteristics and Reliability Test (产品特性和可靠性测试标准)**
- 3. Antenna - S Parameter Test Data (样品测试数据)**
- 4. Antenna - Radiation Pattern Test Data (辐射模式测试数据)**
- 5. Mechanical and Packing Drawing (图纸包装规范)**

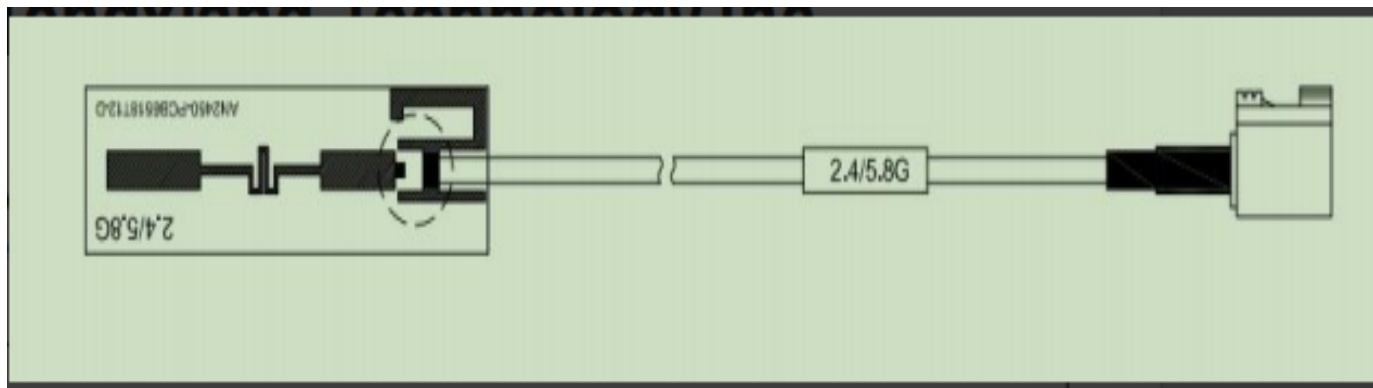
Revision History (变更履历)

Revision	Date	Change Notification	Description
1.0	2023/9/22	初版	

Product Number: AN2450-PCB119BFK

Product Name: Antenna

1. Specification



Sample Photo

A. Electrical Characteristics

Frequency 频率	2400-250 MHz/5150-5850MHz
S.W.R. 驻波比	≤ 2.0 / ≤ 2.0
Antenna Gain 增益	2.73dBi 3.99dBi
Polarization 极化方式	Linear
Impedance 阻抗	50 Ohm

B. Material & Mechanical Characteristics

Cable Type 线材规格	RG316
Connector Type 连接器规格	FAKRA A 母头

C. Environmental

Storage Temperature 存储温度	- 40°C ~ +80 °C
Operation Temperature 工作温度	- 40°C ~ +80 °C

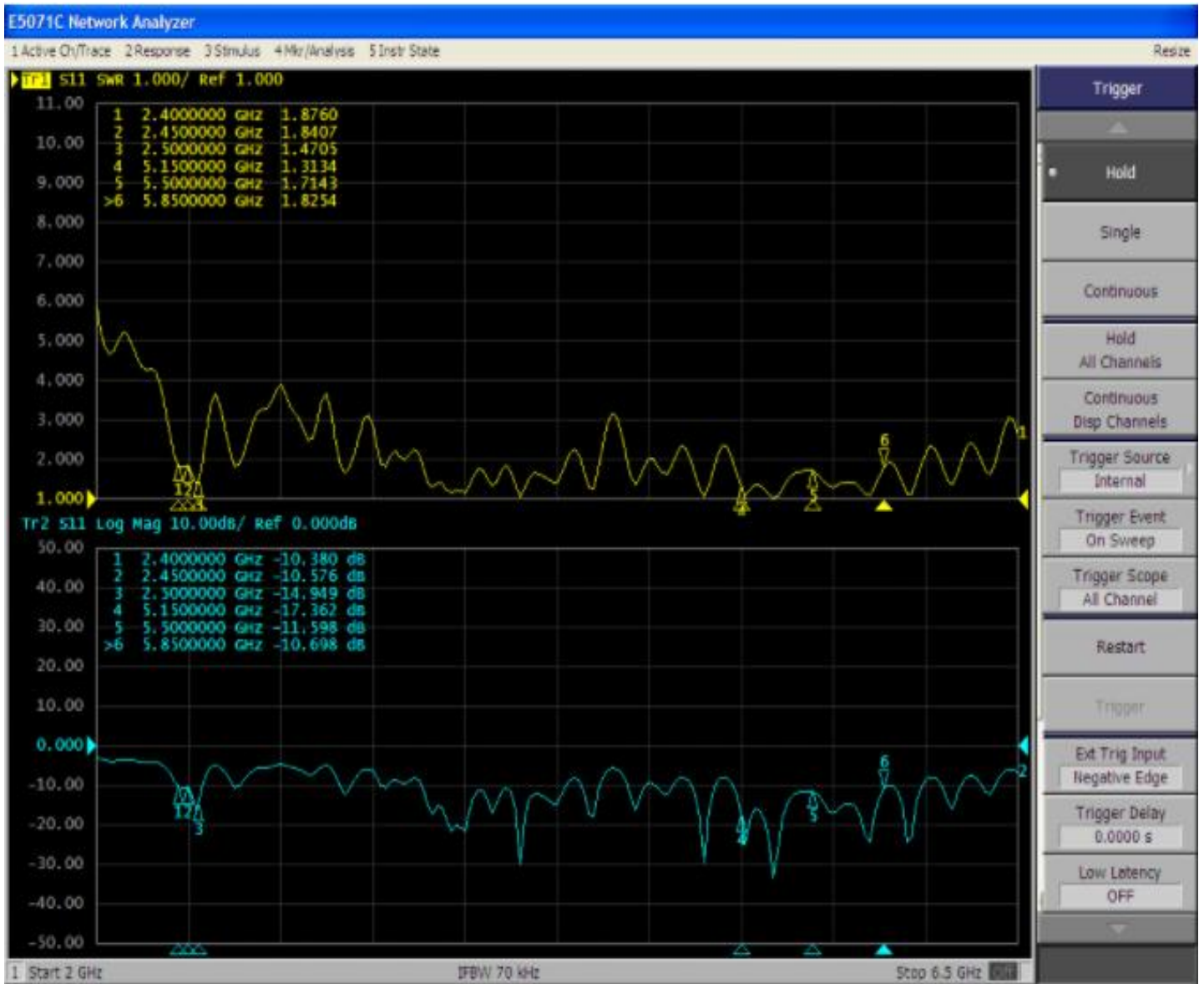
Product Number: AN2450-PCB119BFK

Product Name: Antenna

2. Characteristics and Reliability Test

Test Items 测试项目	Test Condition and Procedure 测试方法	Requirements 要求	Result 结果
1 V.S.W.R. 电压驻波比	Set DUT on Network Analyzer; make individual calibration to test 设置网络分析仪参数进行测试	Directive DUT specification 符合待测物规范	PASS
2 Insertion Loss 插入损失	Set DUT on Network Analyzer; make individual calibration to test 设置网络分析仪参数进行测试	Directive DUT specification 符合待测物规范	PASS
3 Antenna Gain 天线增益	Set DUT on Antenna Chamber; make individual calibration to test 设置天线暗室参数进行测试	Directive DUT specification 符合待测物规范	PASS
4 Solderability 可焊性	GB / T2423.28-2005 Temp: 260±5° C;Duration: 5 seconds 温度 260±5° C;持续 5 秒	Tin evenly on full 上锡均匀饱满	PASS
5 Pull Test 拉力	Holding with individual specification; force applied to axis of terminal .单独定义产品端子拉力	1. Directive DUT specification 2. Frequency Tol.≤5% 符合待测物规范;频率偏移≤5%	PASS
6 Dimension 尺寸	Inspection of dimension, color, material, package, surface process.检查尺寸,颜色,材料,包装,表面处理	Directive DUT specification 符合待测物规范	PASS
7 Salt Spray 盐雾	GB / T 2423.17-2008 Temp: 35°C; RH: ≥ 95%; NaCl solution: ≥ 5%;Time: 24H 温度 35°C; 湿度≥95%;盐水浓度≥5%; 测试 24H	1. No Visual Damage 2. Frequency Tol.≤5% 无明显外观不良;频率偏移≤5%	PASS
8 RoHS	With Reference to IEC 62321:2008 with flow chart 参考 IEC 62321 测试流程	Directive RoHS 2015/863/EU 符合 RoHS 2015/863/EU 标准	PASS

Product Number: AN2450-PCB119BFK
 Product Name: Antenna



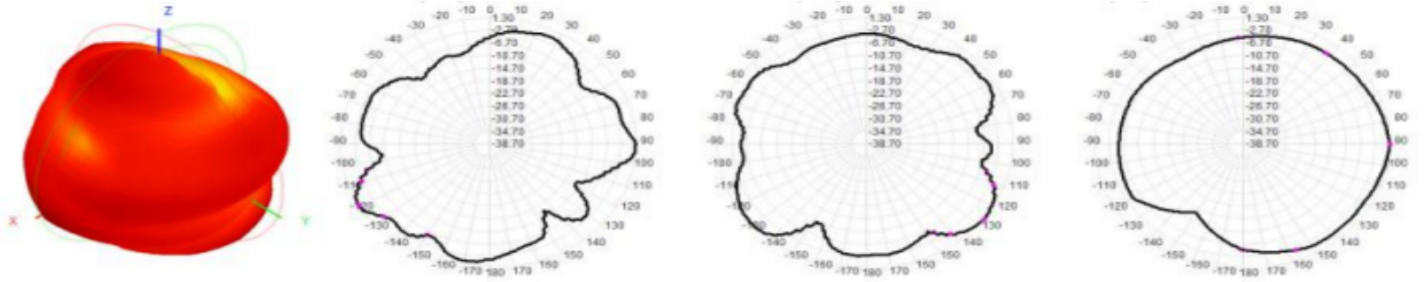
3. Antenna - Radiation Pattern Test Data

Frequency ID	1	2	3	4	5	6	7	8	9	10	11
Frequency (MHz)	2400.0	2410.0	2420.0	2430.0	2440.0	2450.0	2460.0	2470.0	2480.0	2490.0	2500.0
Gain (dBi)	2.22	2.30	2.13	2.30	2.56	2.73	2.60	2.22	2.08	2.10	2.19
Efficiency (%)	58.70	60.42	59.00	60.09	60.60	62.15	58.30	54.30	51.95	51.55	50.92

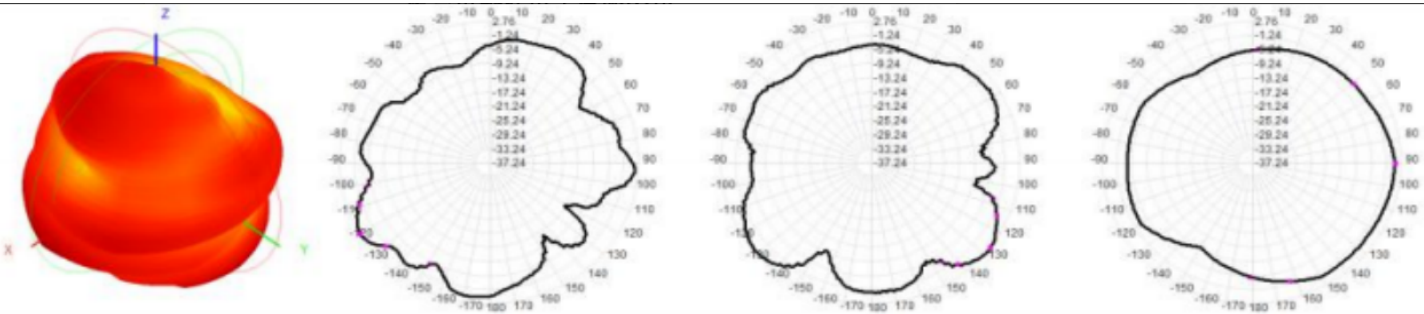
12	13	14	15	16	17	18	19	20	21	22	23	24	25	26
5150.0	5200.0	5250.0	5300.0	5350.0	5400.0	5450.0	5500.0	5550.0	5600.0	5650.0	5700.0	5750.0	5800.0	5850.0
3.25	3.50	3.85	3.85	3.97	3.85	3.50	3.61	3.60	3.70	3.82	3.45	3.80	3.99	3.94
56.09	56.25	56.75	56.42	57.00	58.50	58.70	60.00	57.85	56.89	56.85	55.20	56.53	56.92	56.88

Product Number: AN2450-PCB119BFBK
Product Name: Antenna

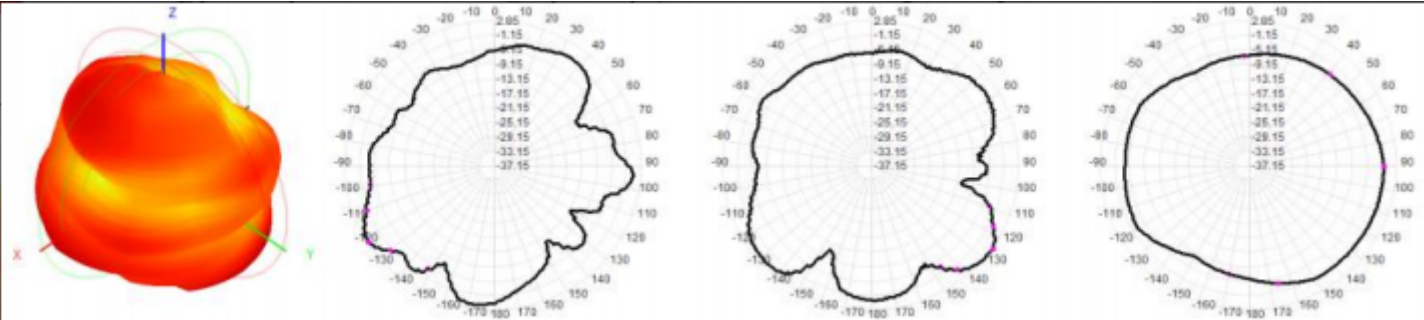
2400MHz



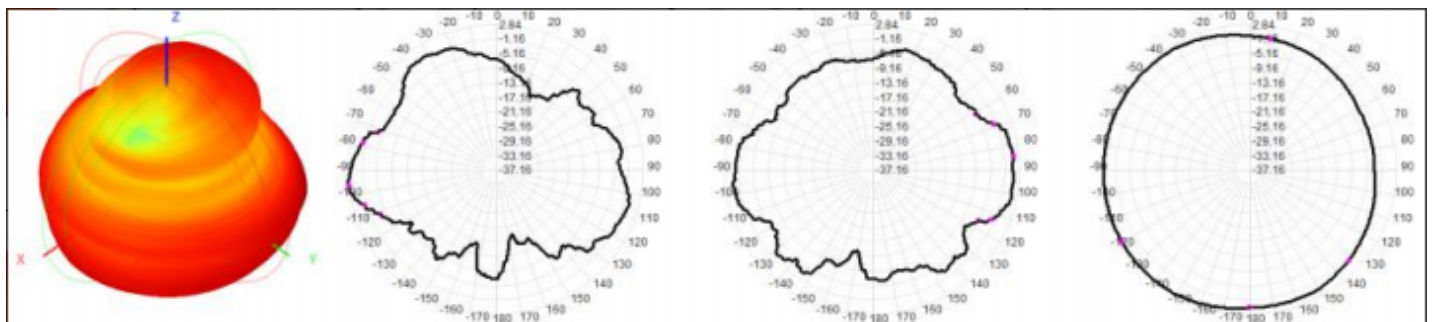
2450MHz



2500MHz

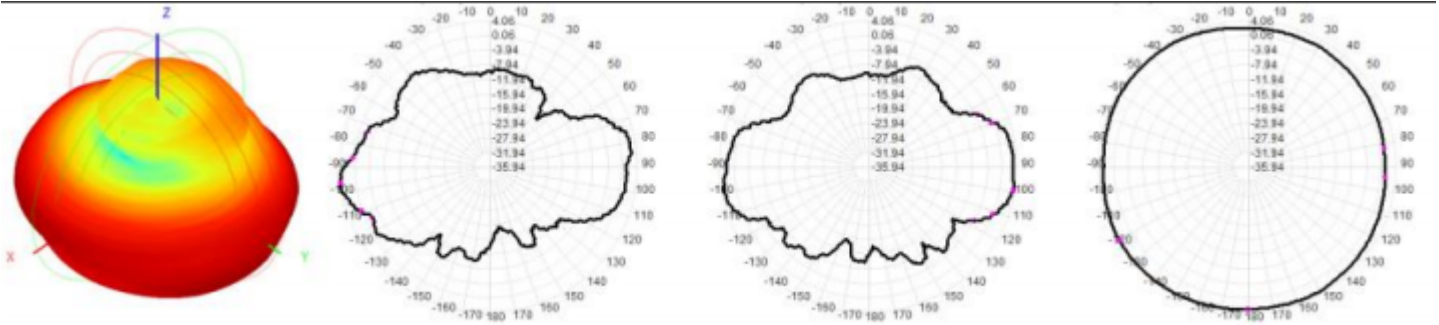


5150MHz

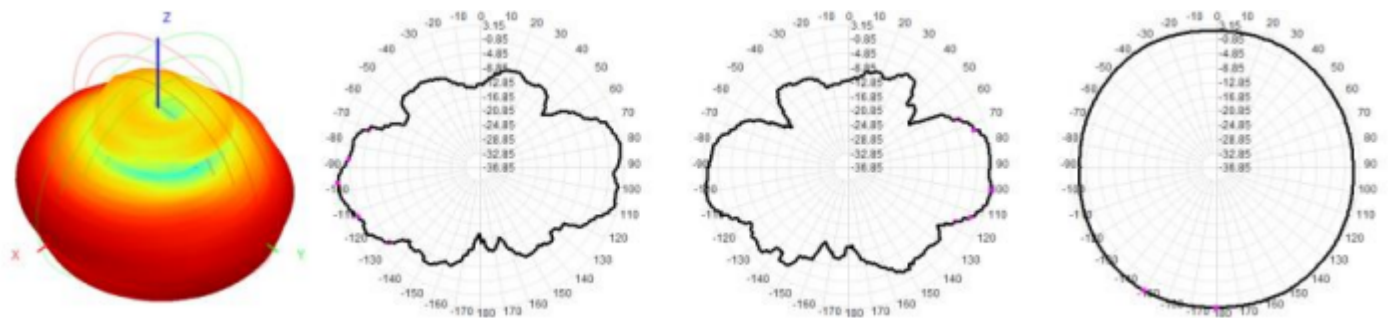


Product Number: AN2450-PCB119BFK
Product Name: Antenna

5550MHZ



5850MHZ



4. Mechanical Drawing See attached files

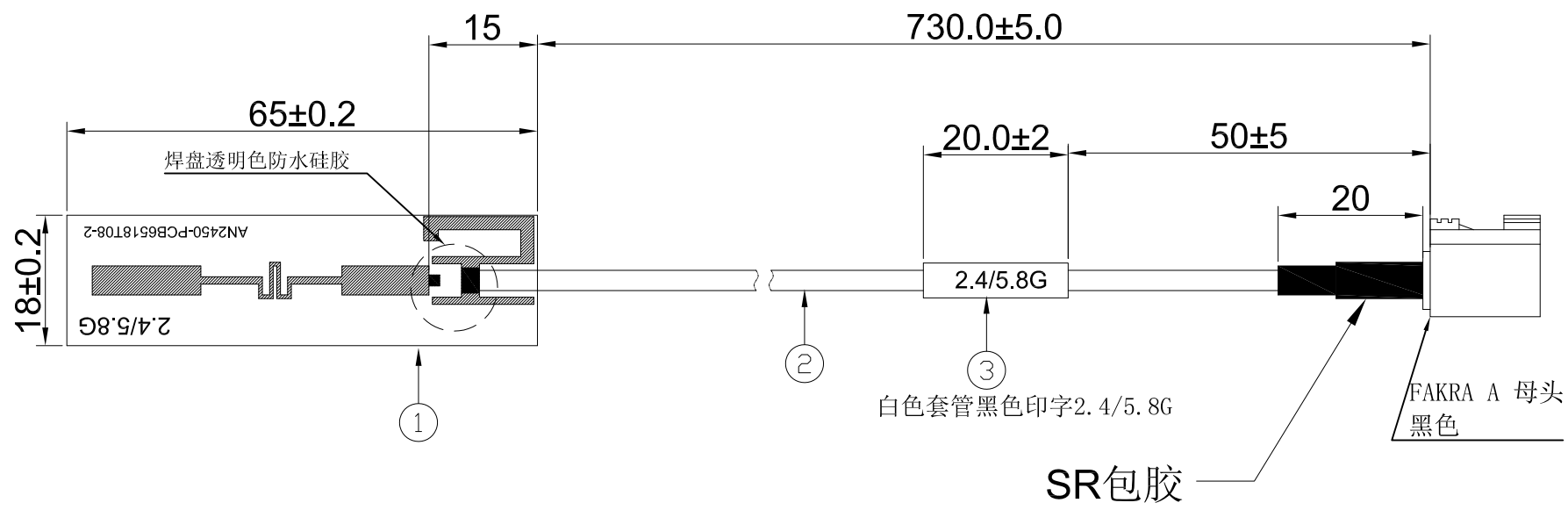
HF

RoHS2.0

REACH

CONFIDENTIAL

SIGN	DATE	DESCRIPTION	APPROVER
△			
△			
△			



Note:

1.Mark * is important dimension;"Cpk "Identify for process control(CpK ≥ 1.33).

2.Tolerance:Unmarked tolerance refer to the standard

东莞市海恒电子科技有限公司

3	HSTUBE-035W-S5	HSTUBE	EVA	白色套管黑色印字 2.4/5.8G	1
2	CABLE-AN2450-PCB41BFK	Cable+ FAKRA-A JACK		线材+接头+套管	1
1	AN2450-PCB6518T08-2	PCB	FR4	65*18*0.8mm Black	1
No.	Part Number	Name	Material	Finish	Q'ty

TITLE: 2400-2500 / 5150-5850 MHz					
PART NO.: AN2450-PCB119BFK			CUSTOMER P/N:		
APP BY	CHK BY	RF BY	DES BY	Tolerance	UNITS: mm
YCX 2023.09.22	WJ 2023.09.22	HC 2023.09.22	SY 2023.09.22		
				X° ±1	SCALE: 1/1
					REVISION: A

产品包装规范

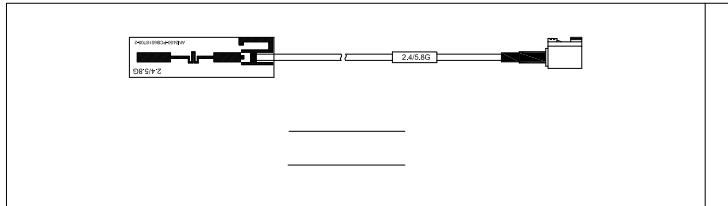
PACKING CRITERION

Date: 2023.09.22

Page: 1 of 1

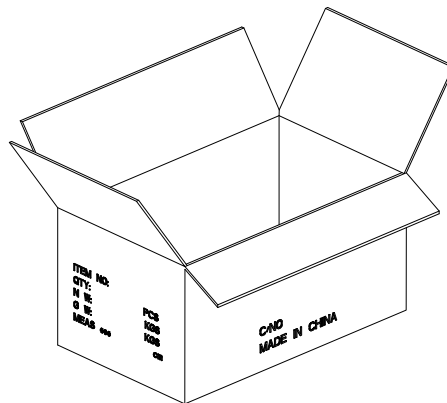
Part Number : AN2450-PCB119BFK	Revision : A
Name: Antenna	Customer : ALL

1 . Enter PE bag。



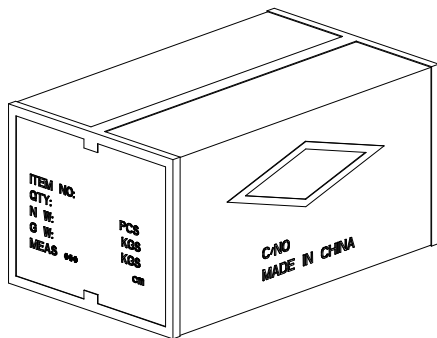
50PCS/PE BAG

2.PACKING。

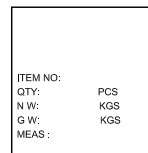


2000pcs/Carton


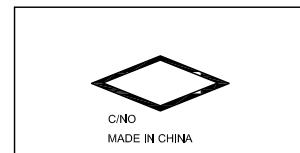
3. SEALING。



SIDE



FRONT



APPROVED BY: YCX

CHECKED BY: WJ

DESIGNED BY: SY