



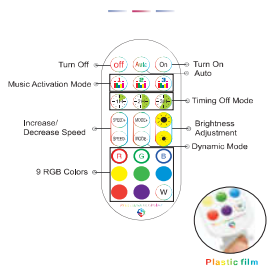
User instruction for led strip light

Thank you for buying this product. To provide an excellent user experience, please install it according to these instructions and then give the instructions to appropriate person for renovation and future reference.

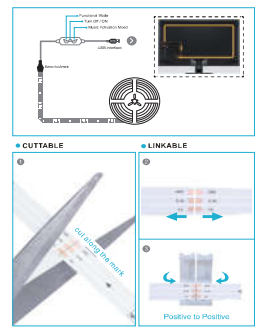
Precautions
Please make sure the surface is flat smooth and clean before sticking the strip light on the wall.
Please do not light the strip on for over 5s when they are rolled on the plastic axle.
Please check the led strip carefully before installation.
Please ensure the power is off before wiring and installation.
The product led light belt is 5v voltage , please pay attention to the voltage when increasing the power supply.

FAQ
1. Can led strip lights stick to any surface?
NO, please make sure the surface is flat, smooth and clean, before sticking the led strip light on the wall.
2. How many times can led strip light stick to a new surface ?
We recommend sticking led strip light to single surface
3. Are led strip light waterproof?
No, our light strips are mainly suitable for indoor environments.
Notes: the ir controller driver, they are not waterproof.
4. Can led strip lights be plugged directly into the mains.
No, As led strip light are 5V Volt, they can not be plugged directly into the mains. Led strip lights will last up to 40000 hours or around 14 years based on 8 hours is usage per day.
5. Can you cut led strip lights?
YES, just be sure to cut where clearly marked.

Music Remote(Advanced Version)



Cutting & Connectors Application:



LED Strip lights installation instructions

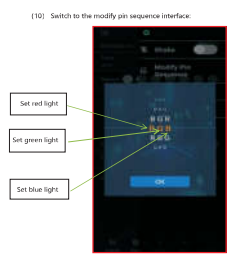

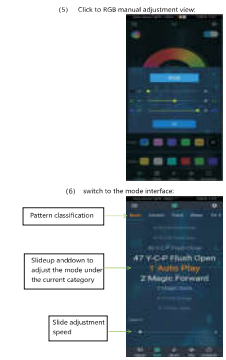
1. Prepare all the required accessories before connecting and wiring. If lack something please make another order of accessories.
2. Tear off the covering of led strip lights.
3. Stick up the adhesive strip onto where you want to use it.
4. Insert the USB cable into the USB interface and note that the voltage is 5V. Installation is very simple.

LED Strip lights DIY

- How to cut the LED Strip
1. Please cut the LED strip through the lines marked on it.
 2. The 5V low voltage LED strip can be cut in every 1LEDs



If you have any question after receiving the products, please contact our customer service, we will reply to you within 24 hours.



Instructions for use of led controller



App operation
Click DuoCol StripX on the totalinterm app icon, enter the app page.
After entering the App interface, if bluetooth is not enabled, an application wants to enable the bluetooth function of this device click allow

FCC Statement

This equipment has been tested and found to comply with the limits for a Class B digital device, pursuant to part 15 of the FCC Rules. These limits are designed to provide reasonable protection against harmful interference in a residential installation. This equipment generates, uses and can radiate radio frequency energy and, if not installed and used in accordance with the instructions, may cause harmful interference to radio communications. However, there is no guarantee that interference will not occur in a particular installation. If this equipment does cause harmful interference to radio or television reception, which can be determined by turning the equipment off and on, the user is encouraged to try to correct the interference by one or more of the following measures:

- Reorient or relocate the receiving antenna.
- Increase the separation between the equipment and receiver.
- Connect the equipment into an outlet on a circuit different from that to which the receiver is connected.
- Consult the dealer or an experienced radio/TV technician for help.

Caution: Any changes or modifications to this device not explicitly approved by manufacturer could void your authority to operate this equipment.

This device complies with part 15 of the FCC Rules. Operation is subject to the following two conditions: (1) This device may not cause harmful interference, and (2) this device must accept any interference received, including interference that may cause undesired operation.

RF Exposure Information

The device has been evaluated to meet general RF exposure requirement. The device can be used in portable exposure condition without restriction.