


EXHIBIT 3 - EUT INTERNAL PHOTOGRAPHS


**EUT Housing and Board
View 1**





**EUT Housing and Board
View 2**







<p style="text-align: center;">Solder Board-Component View 5</p>	 A photograph showing a yellow printed circuit board (PCB) component with several electronic components mounted on it. The components include a blue potentiometer, two black potentiometers, and several resistors. The board is placed on a black surface with a white ruler for scale. The ruler shows measurements in millimeters, with the component positioned between the 10 mm and 100 mm marks. The background is a blue textured surface.
<p style="text-align: center;">Solder Board-Component View 6</p>	 A photograph showing a green printed circuit board (PCB) component with a row of silver solder joints. The board is placed on a black surface with a white ruler for scale. The ruler shows measurements in millimeters, with the component positioned between the 10 mm and 100 mm marks. The background is a blue textured surface.