





SP3588_Manual

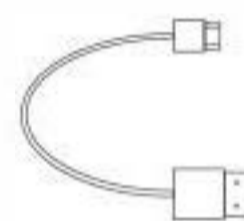
double sided printing

FUNCTION PANELS

	Power Switch Turn on/off
	Play/Pause Start and stop music
	Volume Down/Up Previous/Next Track
	Answer/Hangup Start and stop calls

Box includes:

- Bluetooth® Speaker
- Micro USB Charging Port



Bluetooth® CONNECTION

1. Power the speaker on. The speaker will automatically enter pairing mode when powered on.
2. From your device's Bluetooth menu, select "IW_SP3588" speaker.
3. When paired successfully, the device will make a tone to confirm the connection has been made.
4. Remember to turn the speaker off after each use.

Note: The speaker will reconnect automatically if your device has been paired previously. Depending on your device's type and configuration, manual reconnection may be required each time.

CHARGING

1. Using a Micro-USB cable (included), insert the jack into the port on back of unit and then plug the USB connector into USB port on the power source.
2. Charge the device until the red LED indicator turns off.
3. Always disconnect the cable when charging is finished.

TROUBLE SHOOTING

No power

- Recharge your speaker using the micro-USB cable. If the problem persists, try using another micro-USB cable.

No response from the unit

- Ensure your Bluetooth device supports an A2DP, AVRCP, or HFP profile.
- Check if both devices are paired and connected to each other.
- Restart the device and try to reconnect.



IWAVE

iWave and iWave logo are registered trademarks of Argentos SC®. The Bluetooth® word mark and logos are registered trademarks owned by Bluetooth SIG, Inc. and any use of such marks by Argentos SC is under license. Designed in USA. Made in China. New York NY 10018 | support@argentosc.com | www argentosc.com



FCC STATEMENT :
This device complies with Part 15 of the FCC Rules. Operation is subject to the following two conditions:
(1) This device may not cause harmful interference, and
(2) This device must accept any interference received, including interference that may cause undesired operation.
Warning: Changes or modifications not expressly approved by the party responsible for compliance could void the user's authority to operate the equipment.

NOTE: This equipment has been tested and found to comply with the limits for a Class B digital device, pursuant to Part 15 of the FCC Rules. These limits are designed to provide reasonable protection against harmful interference in a residential installation. This equipment generates uses and can radiate radio frequency energy and, if not installed and used in accordance with the instructions, may cause harmful interference to radio communications. However, there is no guarantee that interference will not occur in a particular installation. If this equipment does cause harmful interference to radio or television reception, which can be determined by turning the equipment off and on, the user is encouraged to try to correct the interference by one or more of the following measures:
Reorient or relocate the receiving antenna.
Increase the separation between the equipment and receiver.
Connect the equipment into an outlet on a circuit different from that to which the receiver is connected.
Consult the dealer or an experienced radio/TV technician for help.

RF warning statement:
The device has been evaluated to meet general RF exposure requirement. The device can be used in portable exposure condition without restriction.

the transmitter by industry Canada. To reduce potential radio interference to other users, the antenna type and its gain should be so chosen that the equivalent isotropically radiated power (e.i.r.p.) is not more than that necessary for successful communication.

Electronic and electrical devices disposal

This symbol indicates that electrical and electronic device is to be collected separately.



- This product is designated for separate collection at an appropriate collection point. Do not dispose of as household waste.
- If the device use batteries, they must be removed from the device and disposed in a appropriate collection center.
- If the batteries cannot be removed, do not attempt to do it yourself, since it must be done by a qualified professional.
- Separate collection and recycling helps conserve natural resources and prevent negative consequences for human health and the environment that might result from incorrect disposal.

- For more information, contact the retailer or the local authorities in charge of waste management.

SPECIFICATIONS

Model No: SP3588

Working Distance: Approx. 33 ft

Playback Time: Approx. 2.5 Hours

Charge Time: Approx. 1.5 Hours

Speaker Output Power: 3 W

Speaker Impedance: 4 Ω

Battery: 300 mAh Lithium (rechargeable)

IWAVE



**SPLASH-PROOF
WIRELESS SPEAKER**

IMPORTANT: PLEASE READ BEFORE USING THIS PRODUCT