

Folded Size: 3.2" (w) x 5" (h)

DIELINE:

FOLDING LINE:

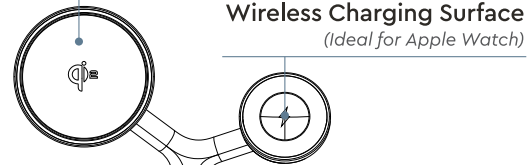
3 IN 1 WIRELESS CHARGER



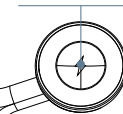
USER MANUAL

INTRODUCTION

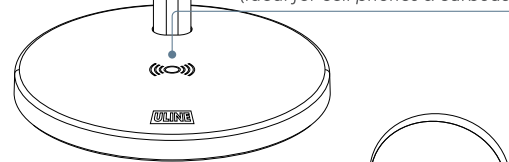
Wireless Charging Surface
(Ideal for cell phones)



Wireless Charging Surface
(Ideal for Apple Watch)



Wireless Charging Surface
(Ideal for cell phones & earbuds)



USB-A output
(For wired charging)

Type-C Input

SPECIFICATIONS:

Type-C Input: 9V=3A

USB-A Output: 5V=1A

Wireless Charging Output:

for Mobile: 15W/10W/7.5W/5W

for Earbuds: 3W

for Apple Watch: 2.5W

USING THE WIRELESS CHARGER:

1. Use the included USB-C to USB-C cable and PD30W wall adapter(not included) to power the device.
2. Attach your phone to the magnetic charging stand. It will indicate when charging begins.
3. Place your apple watch on the designated charging area.
4. Place your earbuds on the charging pad. It will indicate when charging begins.

Note: Make sure your phone and earbuds are compatible with wireless charging.

FCC Statement:

This equipment has been tested and found to comply with the limits for a Class B digital device, pursuant to part 15 of the FCC Rules. These limits are designed to provide reasonable protection against harmful interference in a residential installation. This equipment generates, uses and can radiate radio frequency energy and, if not installed and used in accordance with the instructions, may cause harmful interference to radio communications. However, there is no guarantee that interference will not occur in a particular installation. If this equipment does cause harmful interference to radio or television reception, which can be determined by turning the equipment off and on, the user is encouraged to try to correct the interference by one or more of the following measures:

- Reorient or relocate the receiving antenna.
- Increase the separation between the equipment and receiver.
- Connect the equipment into an outlet on a circuit different from that to which the receiver is connected.
- Consult the dealer or an experienced radio/TV technician for help.

Caution: Any changes or modifications to this device not explicitly approved by manufacturer could void your authority to operate this equipment.

This device complies with part 15 of the FCC Rules. Operation is subject to the following two conditions: (1) This device may not cause harmful interference, and (2) this device must accept any interference received, including interference that may cause undesired operation.

FCC RF exposure statement:

The equipment complies with FCC radiation exposure limits set forth for an uncontrolled environment. This equipment should be installed and operated with minimum distance between 20cm the radiator your body.