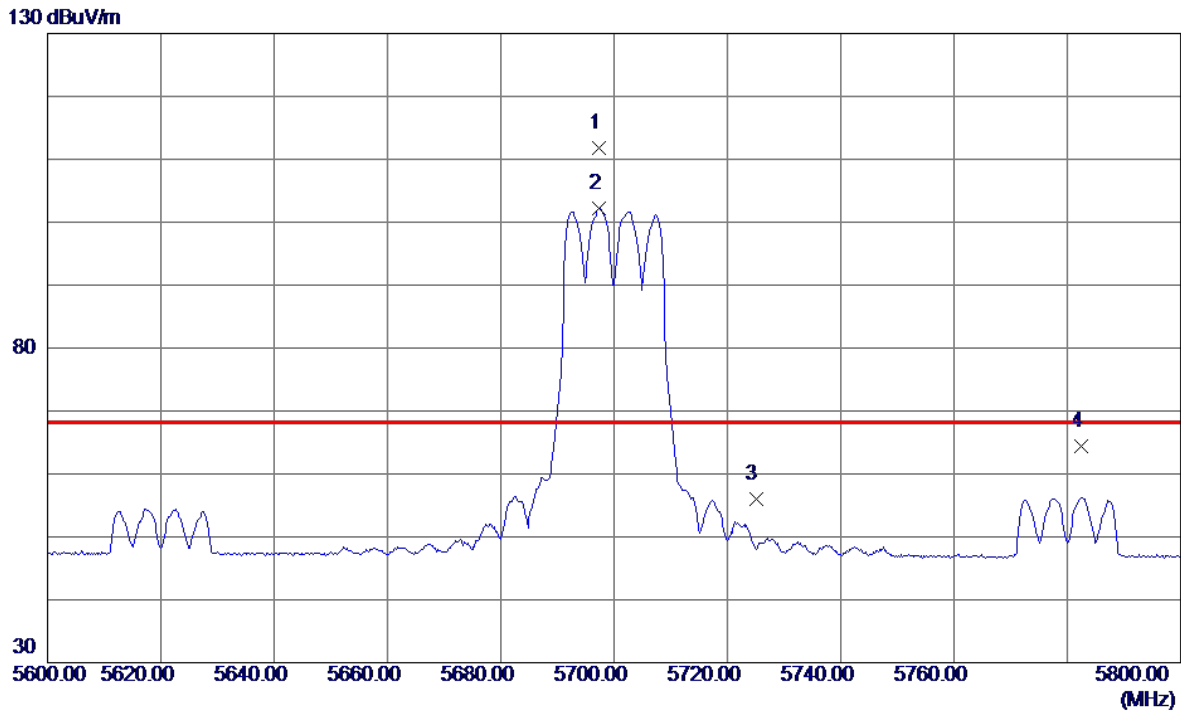


Test Mode	UNII-2C_TX A Mode 5700 MHz	Polarization	Vertical
-----------	----------------------------	--------------	----------

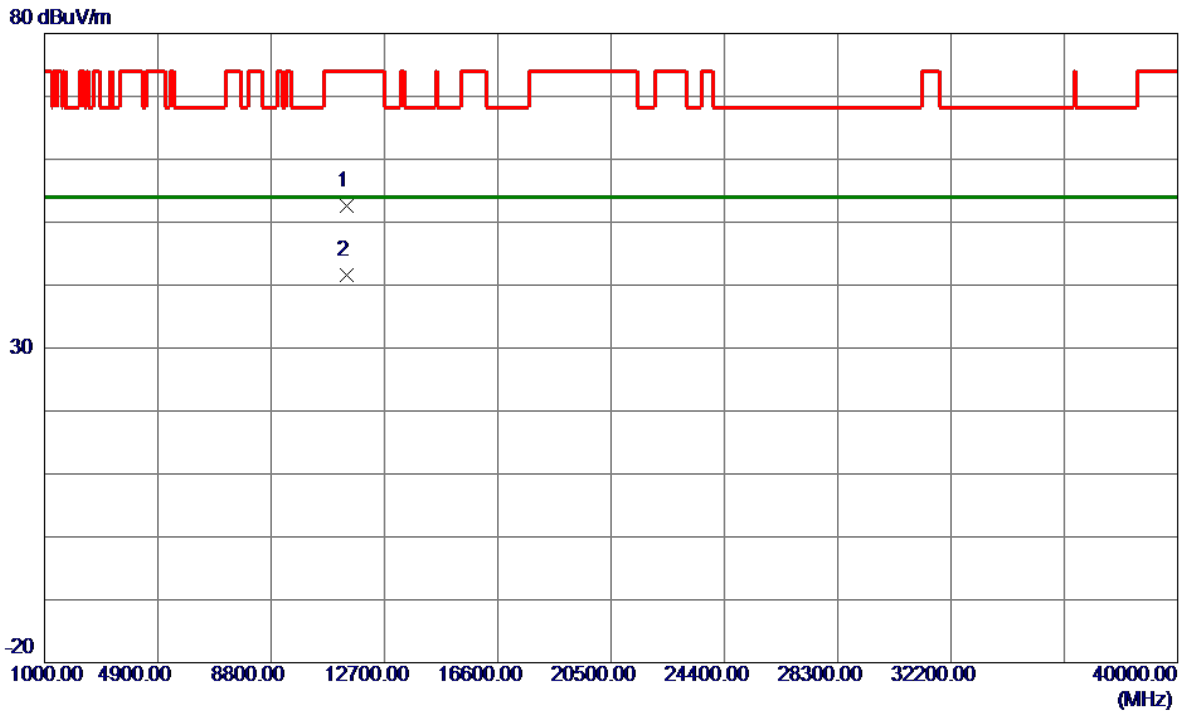


No.	Freq. MHz	Reading Level dBuV/m	Correct Factor dB	Measure ment dBuV/m	Limit dBuV/m	Margin dB	Detector	Comment
1 *	5697.4000	94.98	16.78	111.76	68.20	43.56	Peak	No Limit
2	5697.4000	85.41	16.78	102.19	999.00	-896.81	AVG	No Limit
3	5725.0000	39.11	16.80	55.91	68.20	-12.29	Peak	
4	5782.4000	47.55	16.83	64.38	68.20	-3.82	Peak	

REMARKS:

- (1) Measurement Value = Reading Level + Correct Factor.
- (2) Margin Level = Measurement Value - Limit Value.

Test Mode	UNII-2C_TX A Mode 5700 MHz	Polarization	Vertical
-----------	----------------------------	--------------	----------

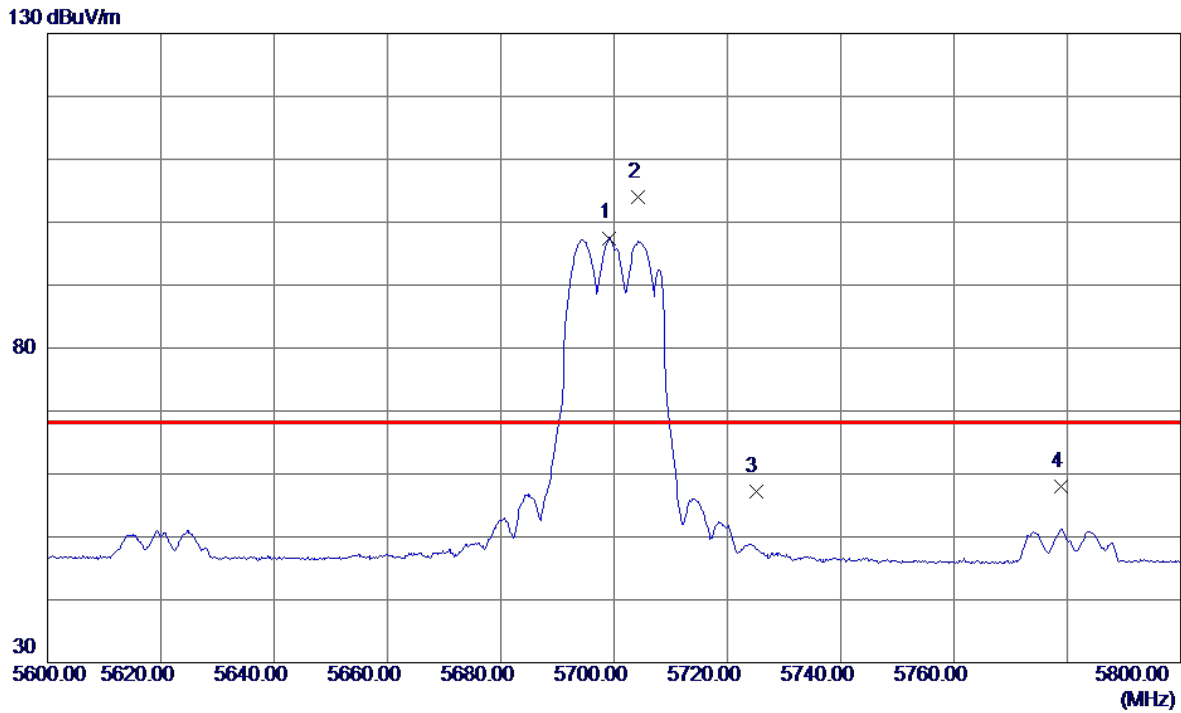


No.	Freq. MHz	Reading Level dBuV/m	Correct Factor dB	Measure ment dBuV/m	Limit dBuV/m	Margin dB	Detector	Comment
1	11397.6900	38.13	14.48	52.61	74.00	-21.39	Peak	
2 *	11399.1300	27.06	14.48	41.54	54.00	-12.46	AVG	

REMARKS:

- (1) Measurement Value = Reading Level + Correct Factor.
- (2) Margin Level = Measurement Value - Limit Value.

Test Mode	UNII-2C_TX A Mode 5700 MHz	Polarization	Horizontal
-----------	----------------------------	--------------	------------

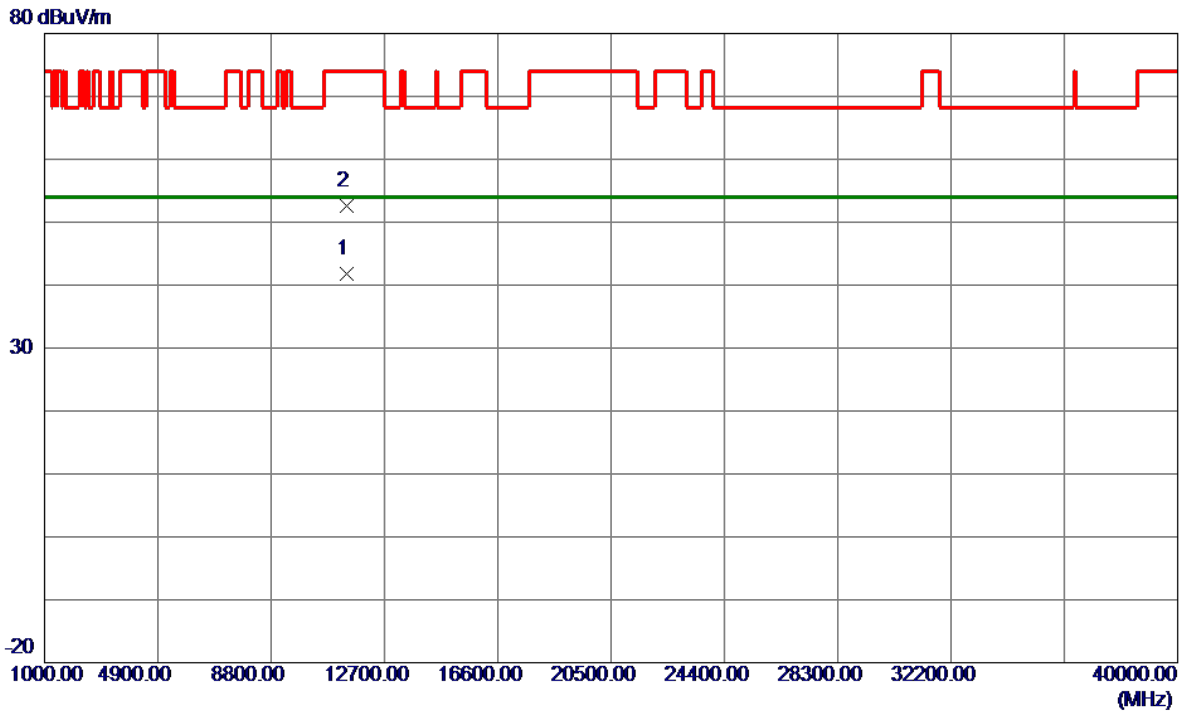


No.	Freq. MHz	Reading Level dBuV/m	Correct Factor dB	Measure ment dBuV/m	Limit dBuV/m	Margin dB	Detector	Comment
1	5699.2000	80.72	16.78	97.50	999.00	-901.50	AVG	No Limit
2 *	5704.2000	87.12	16.79	103.91	68.20	35.71	Peak	No Limit
3	5725.0000	40.43	16.80	57.23	68.20	-10.97	Peak	
4	5778.8000	41.12	16.83	57.95	68.20	-10.25	Peak	

REMARKS:

- (1) Measurement Value = Reading Level + Correct Factor.
- (2) Margin Level = Measurement Value - Limit Value.

Test Mode	UNII-2C_TX A Mode 5700 MHz	Polarization	Horizontal
-----------	----------------------------	--------------	------------

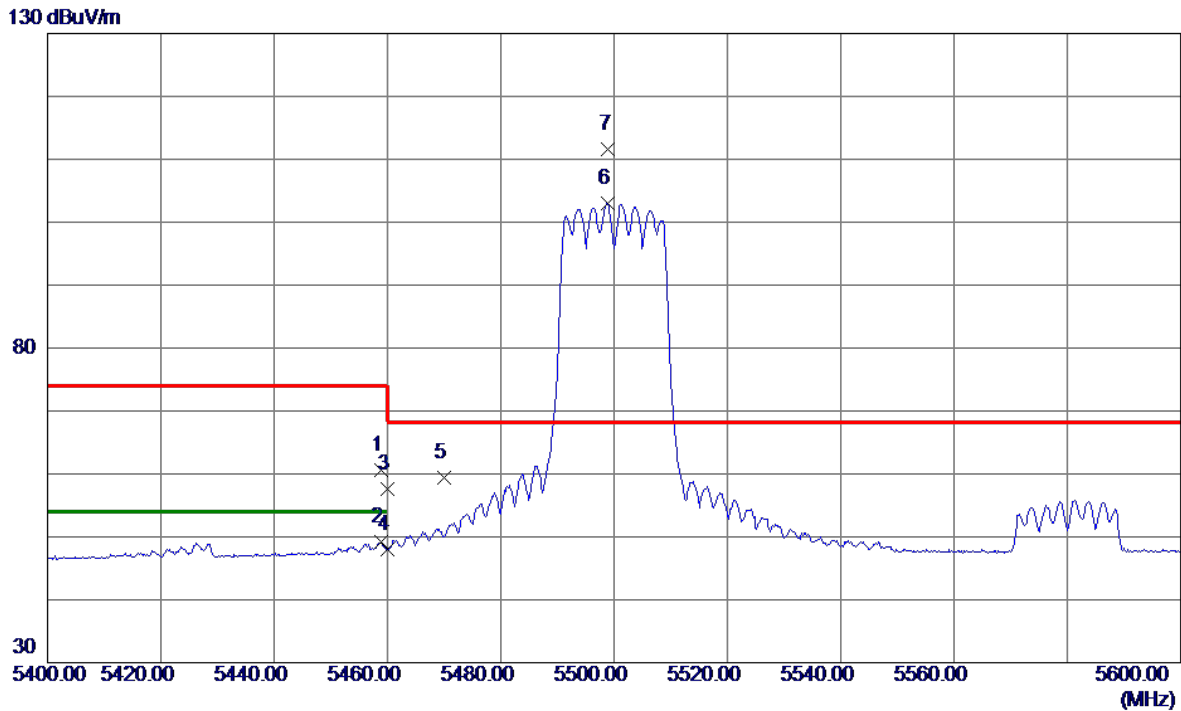


No.	Freq. MHz	Reading Level dBuV/m	Correct Factor dB	Measure ment dBuV/m	Limit dBuV/m	Margin dB	Detector	Comment
1 *	11401.8900	27.23	14.48	41.71	54.00	-12.29	AVG	
2	11401.9850	38.07	14.48	52.55	74.00	-21.45	Peak	

REMARKS:

- (1) Measurement Value = Reading Level + Correct Factor.
- (2) Margin Level = Measurement Value - Limit Value.

Test Mode	UNII-2C_TX N(HT20) Mode 5500 MHz	Polarization	Vertical
-----------	----------------------------------	--------------	----------

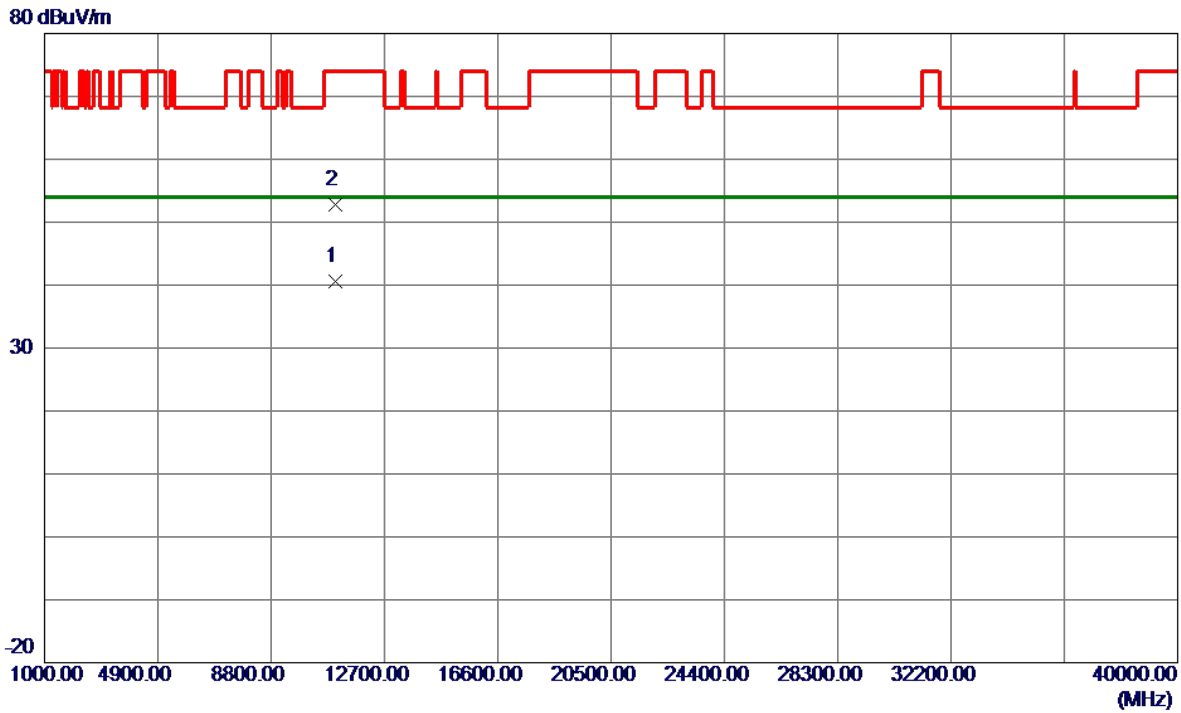


No.	Freq. MHz	Reading Level dBuV/m	Correct Factor dB	Measure ment dBuV/m	Limit dBuV/m	Margin dB	Detector	Comment
1	5458.8000	43.90	16.62	60.52	74.00	-13.48	Peak	
2	5458.8000	32.54	16.62	49.16	54.00	-4.84	AVG	
3	5460.0000	40.97	16.62	57.59	74.00	-16.41	Peak	
4	5460.0000	31.43	16.62	48.05	54.00	-5.95	AVG	
5	5470.0000	42.75	16.63	59.38	68.20	-8.82	Peak	
6	5498.8000	86.38	16.66	103.04	999.00	-895.96	AVG	No Limit
7 *	5499.0000	94.85	16.66	111.51	68.20	43.31	Peak	No Limit

REMARKS:

- (1) Measurement Value = Reading Level + Correct Factor.
- (2) Margin Level = Measurement Value - Limit Value.

Test Mode	UNII-2C_TX N(HT20) Mode 5500 MHz	Polarization	Vertical
-----------	----------------------------------	--------------	----------

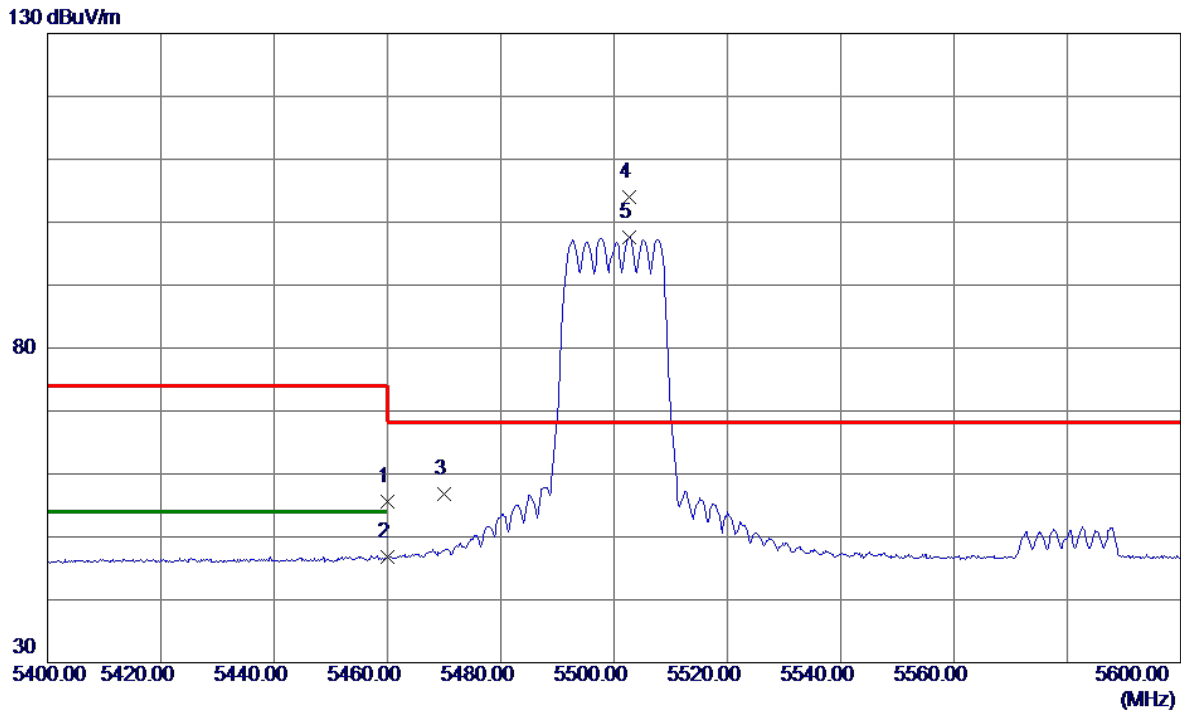


No.	Freq. MHz	Reading Level dBuV/m	Correct Factor dB	Measure ment dBuV/m	Limit dBuV/m	Margin dB	Detector	Comment
1 *	10997.8550	26.74	13.78	40.52	54.00	-13.48	AVG	
2	11001.5950	38.94	13.78	52.72	74.00	-21.28	Peak	

REMARKS:

- (1) Measurement Value = Reading Level + Correct Factor.
- (2) Margin Level = Measurement Value - Limit Value.

Test Mode	UNII-2C_TX N(HT20) Mode 5500 MHz	Polarization	Horizontal
-----------	----------------------------------	--------------	------------

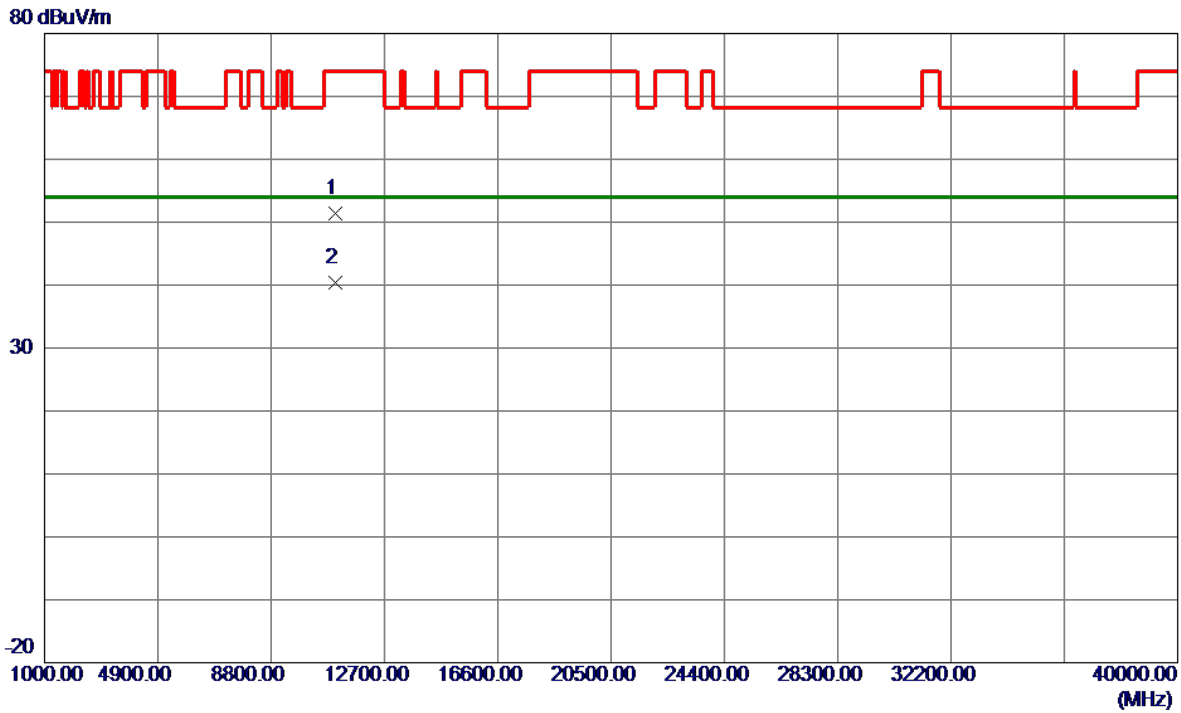


No.	Freq. MHz	Reading Level dBuV/m	Correct Factor dB	Measure ment dBuV/m	Limit dBuV/m	Margin dB	Detector	Comment
1	5460.0000	39.01	16.62	55.63	74.00	-18.37	Peak	
2	5460.0000	30.10	16.62	46.72	54.00	-7.28	AVG	
3	5470.0000	40.15	16.63	56.78	68.20	-11.42	Peak	
4 *	5502.6000	87.37	16.67	104.04	68.20	35.84	Peak	No Limit
5	5502.6000	80.88	16.67	97.55	999.00	-901.45	AVG	No Limit

REMARKS:

- (1) Measurement Value = Reading Level + Correct Factor.
- (2) Margin Level = Measurement Value - Limit Value.

Test Mode	UNII-2C_TX N(HT20) Mode 5500 MHz	Polarization	Horizontal
-----------	----------------------------------	--------------	------------

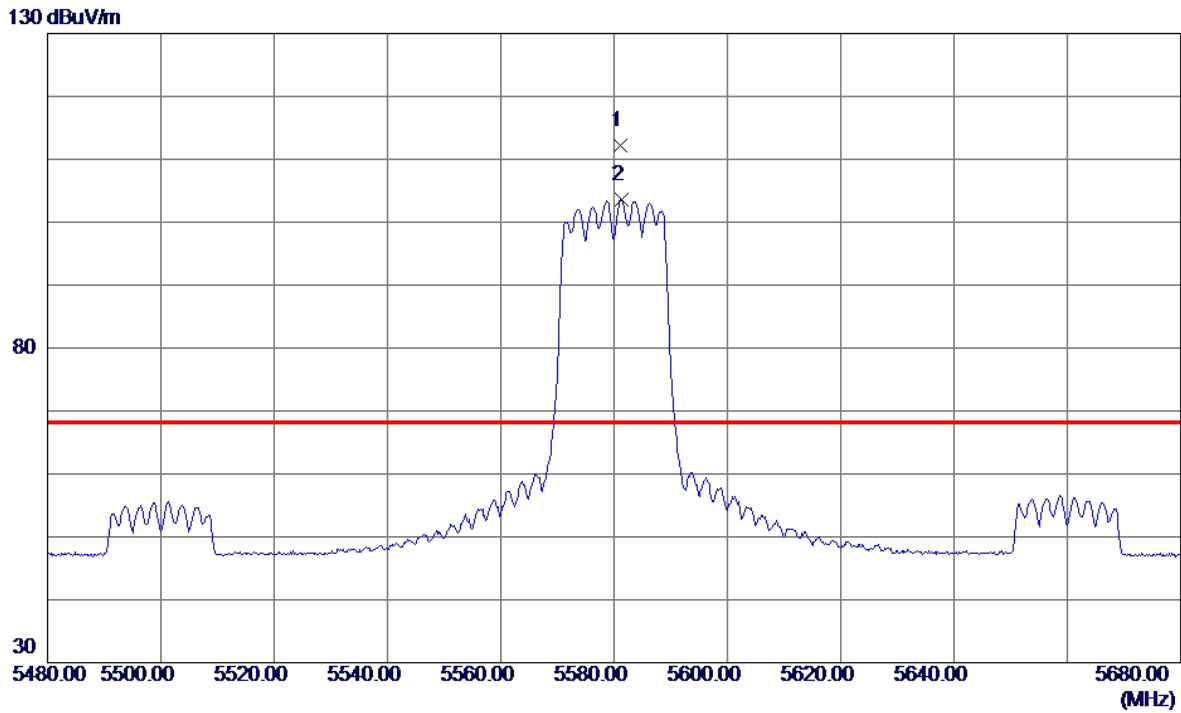


No.	Freq. MHz	Reading Level dBuV/m	Correct Factor dB	Measure ment dBuV/m	Limit dBuV/m	Margin dB	Detector	Comment
1	10998.5000	37.59	13.78	51.37	74.00	-22.63	Peak	
2 *	10999.8500	26.61	13.78	40.39	54.00	-13.61	AVG	

REMARKS:

- (1) Measurement Value = Reading Level + Correct Factor.
- (2) Margin Level = Measurement Value - Limit Value.

Test Mode	UNII-2C_TX N(HT20) Mode 5580 MHz	Polarization	Vertical
-----------	----------------------------------	--------------	----------

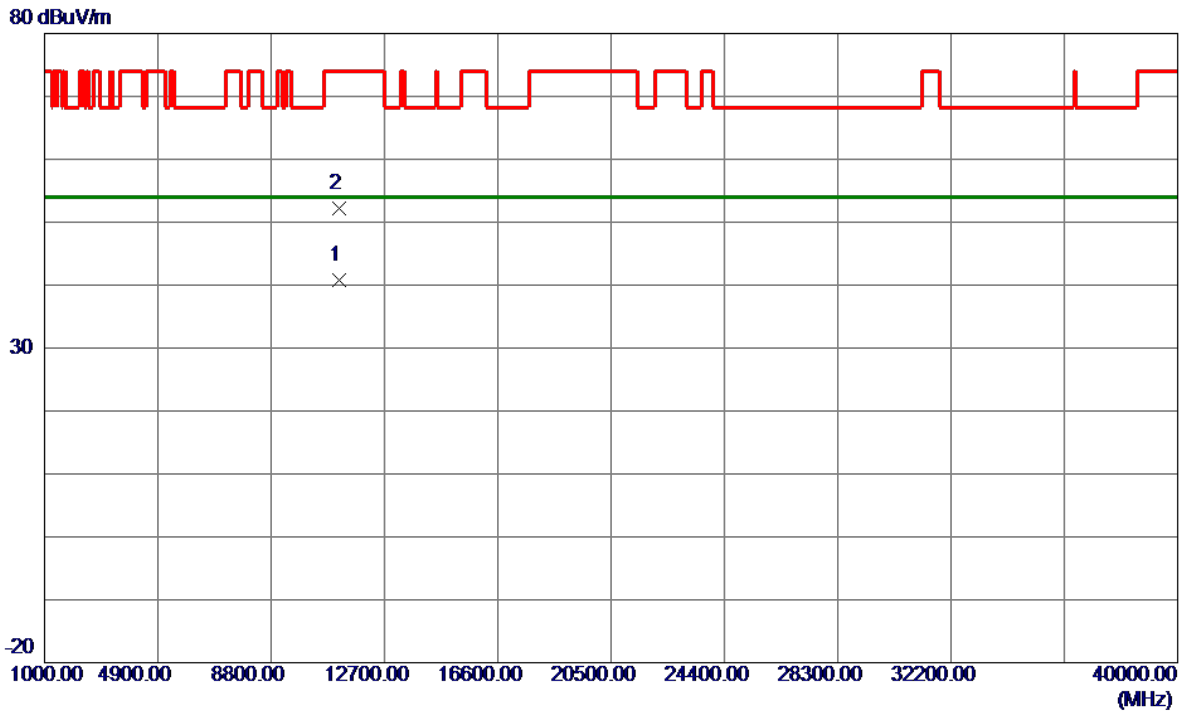


No.	Freq. MHz	Reading Level dBuV/m	Correct Factor dB	Measure ment dBuV/m	Limit dBuV/m	Margin dB	Detector	Comment
1 *	5581.2000	95.53	16.71	112.24	68.20	44.04	Peak	No Limit
2	5581.4000	86.95	16.71	103.66	999.00	-895.34	AVG	No Limit

REMARKS:

- (1) Measurement Value = Reading Level + Correct Factor.
- (2) Margin Level = Measurement Value - Limit Value.

Test Mode	UNII-2C_TX N(HT20) Mode 5580 MHz	Polarization	Vertical
-----------	----------------------------------	--------------	----------

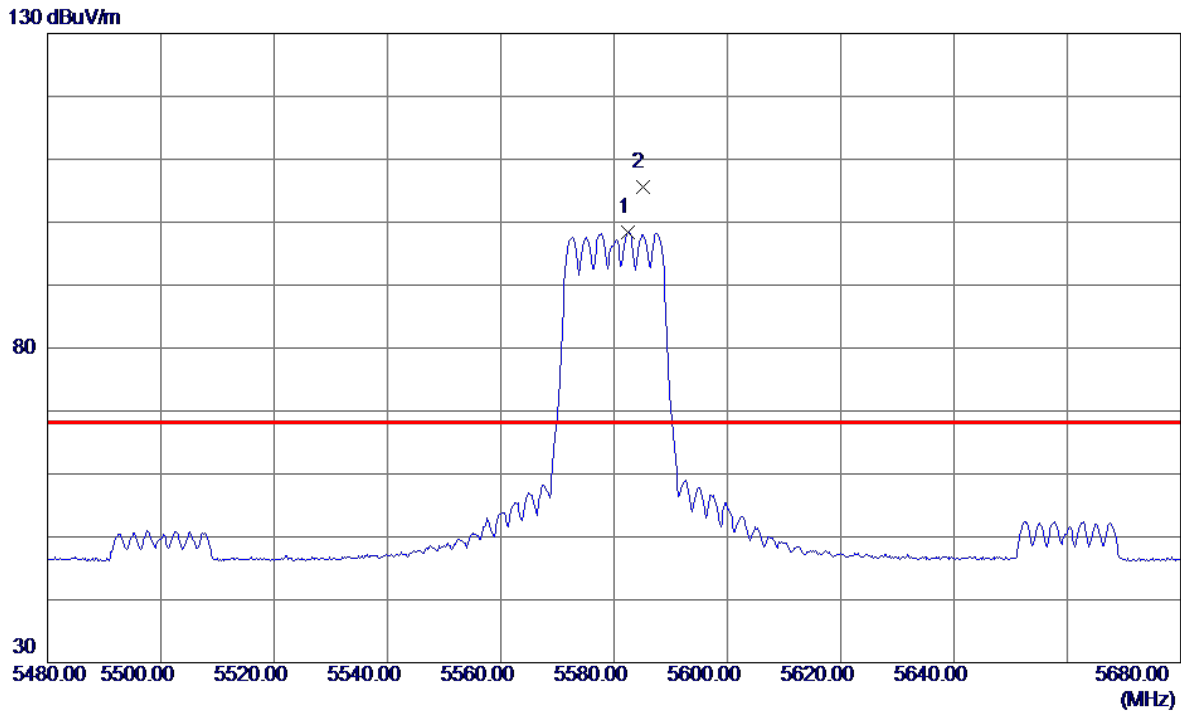


No.	Freq. MHz	Reading Level dBuV/m	Correct Factor dB	Measure ment dBuV/m	Limit dBuV/m	Margin dB	Detector	Comment
1 *	11157.5150	26.78	14.06	40.84	54.00	-13.16	AVG	
2	11158.3450	38.08	14.06	52.14	74.00	-21.86	Peak	

REMARKS:

- (1) Measurement Value = Reading Level + Correct Factor.
- (2) Margin Level = Measurement Value - Limit Value.

Test Mode	UNII-2C_TX N(HT20) Mode 5580 MHz	Polarization	Horizontal
-----------	----------------------------------	--------------	------------

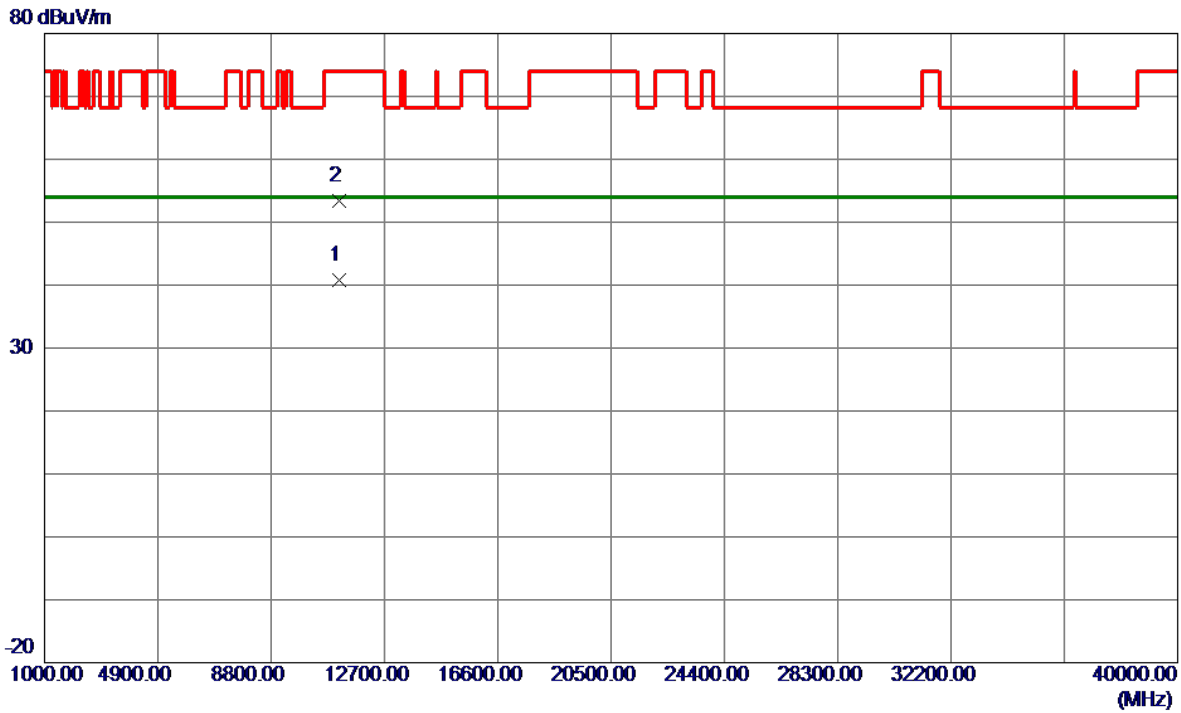


No.	Freq. MHz	Reading Level dBuV/m	Correct Factor dB	Measure ment dBuV/m	Limit dBuV/m	Margin dB	Detector	Comment
1	5582.4000	81.61	16.71	98.32	999.00	-900.68	AVG	No Limit
2 *	5585.0000	88.84	16.72	105.56	68.20	37.36	Peak	No Limit

REMARKS:

- (1) Measurement Value = Reading Level + Correct Factor.
- (2) Margin Level = Measurement Value - Limit Value.

Test Mode	UNII-2C_TX N(HT20) Mode 5580 MHz	Polarization	Horizontal
-----------	----------------------------------	--------------	------------

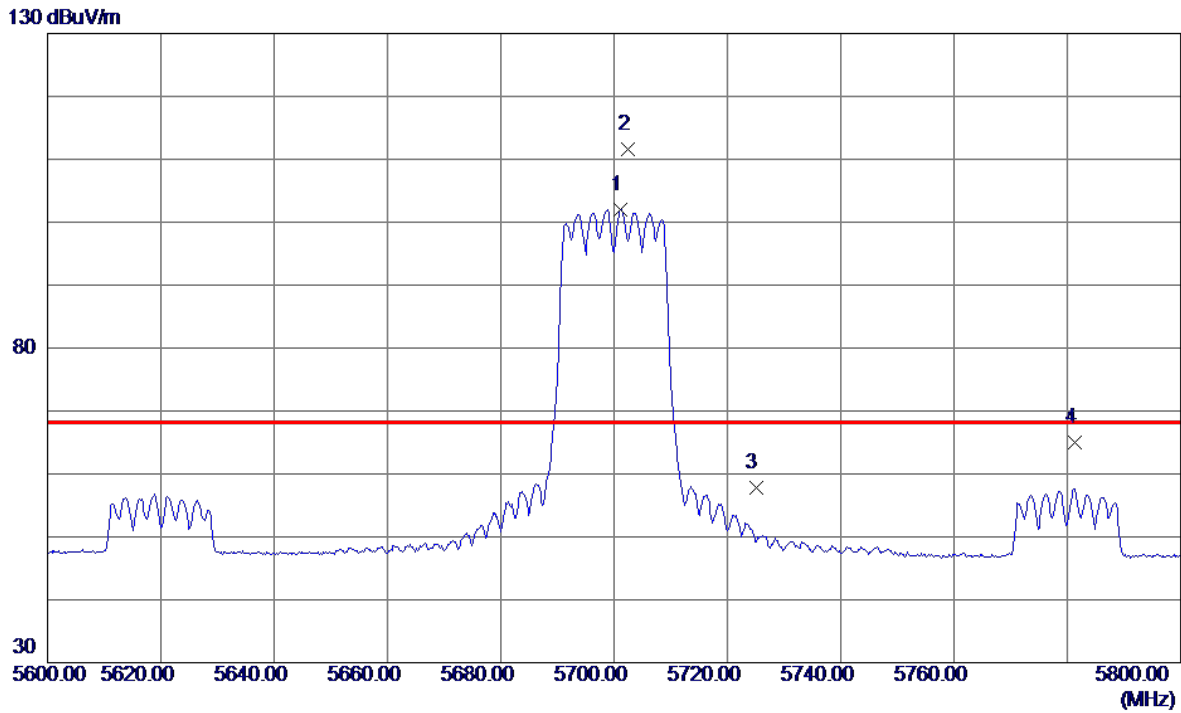


No.	Freq. MHz	Reading Level dBuV/m	Correct Factor dB	Measure ment dBuV/m	Limit dBuV/m	Margin dB	Detector	Comment
1 *	11159.6950	26.78	14.06	40.84	54.00	-13.16	AVG	
2	11161.5550	39.29	14.06	53.35	74.00	-20.65	Peak	

REMARKS:

- (1) Measurement Value = Reading Level + Correct Factor.
- (2) Margin Level = Measurement Value - Limit Value.

Test Mode	UNII-2C_TX N(HT20) Mode 5700 MHz	Polarization	Vertical
-----------	----------------------------------	--------------	----------

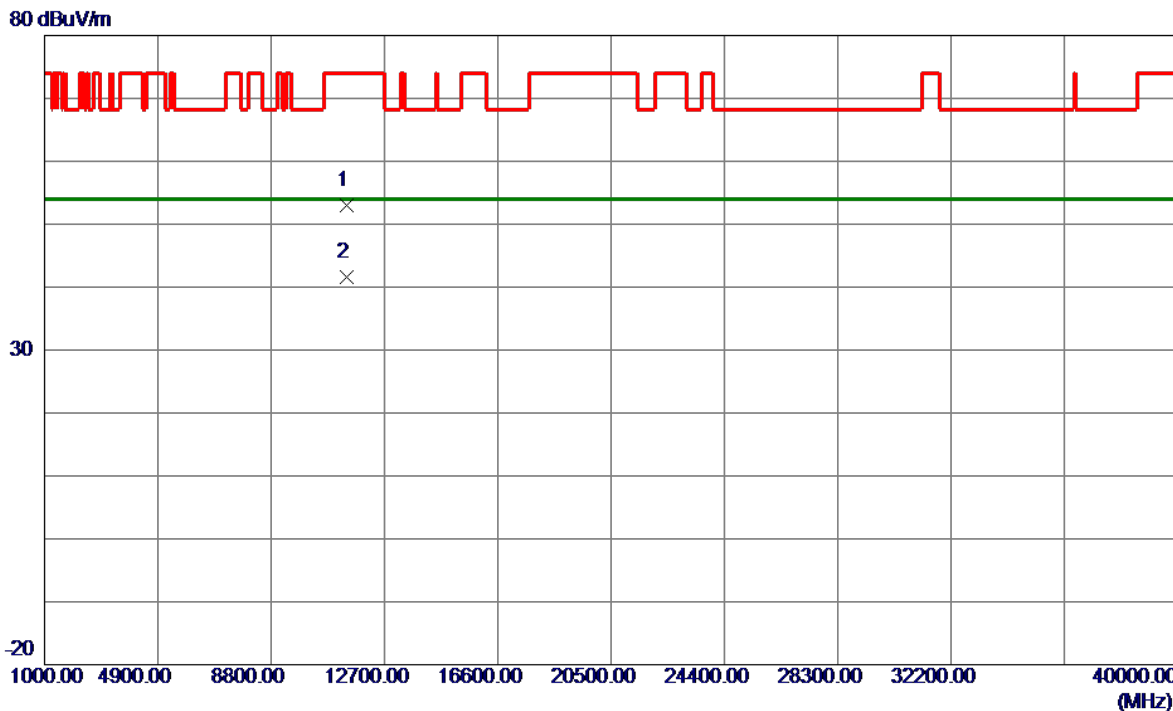


No.	Freq. MHz	Reading Level dBuV/m	Correct Factor dB	Measure ment dBuV/m	Limit dBuV/m	Margin dB	Detector	Comment
1	5701.2000	85.24	16.78	102.02	999.00	-896.98	AVG	No Limit
2 *	5702.4000	94.81	16.78	111.59	68.20	43.39	Peak	No Limit
3	5725.0000	41.08	16.80	57.88	68.20	-10.32	Peak	
4	5781.4000	48.15	16.83	64.98	68.20	-3.22	Peak	

REMARKS:

- (1) Measurement Value = Reading Level + Correct Factor.
- (2) Margin Level = Measurement Value - Limit Value.

Test Mode	UNII-2C_TX N(HT20) Mode 5700 MHz	Polarization	Vertical
-----------	----------------------------------	--------------	----------

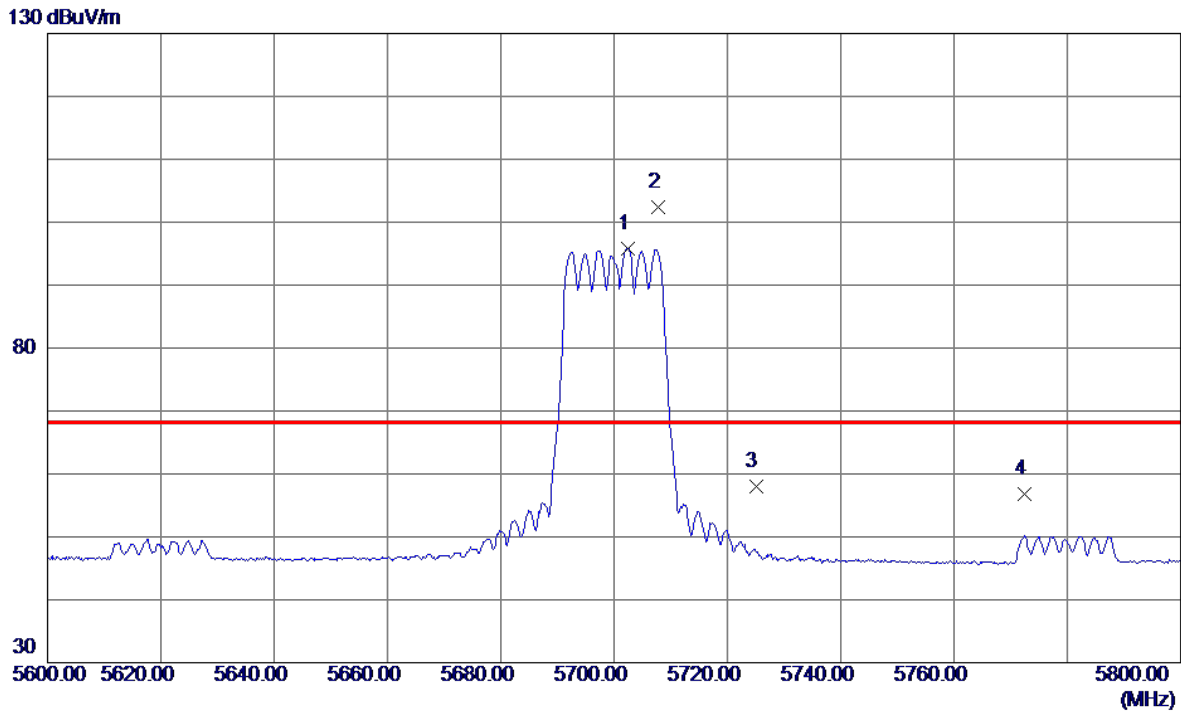


No.	Freq. MHz	Reading Level dBuV/m	Correct Factor dB	Measure ment dBuV/m	Limit dBuV/m	Margin dB	Detector	Comment
1	11399.1849	38.59	14.48	53.07	74.00	-20.93	Peak	
2 *	11401.0100	27.06	14.48	41.54	54.00	-12.46	AVG	

REMARKS:

- (1) Measurement Value = Reading Level + Correct Factor.
- (2) Margin Level = Measurement Value - Limit Value.

Test Mode	UNII-2C_TX N(HT20) Mode 5700 MHz	Polarization	Horizontal
-----------	----------------------------------	--------------	------------

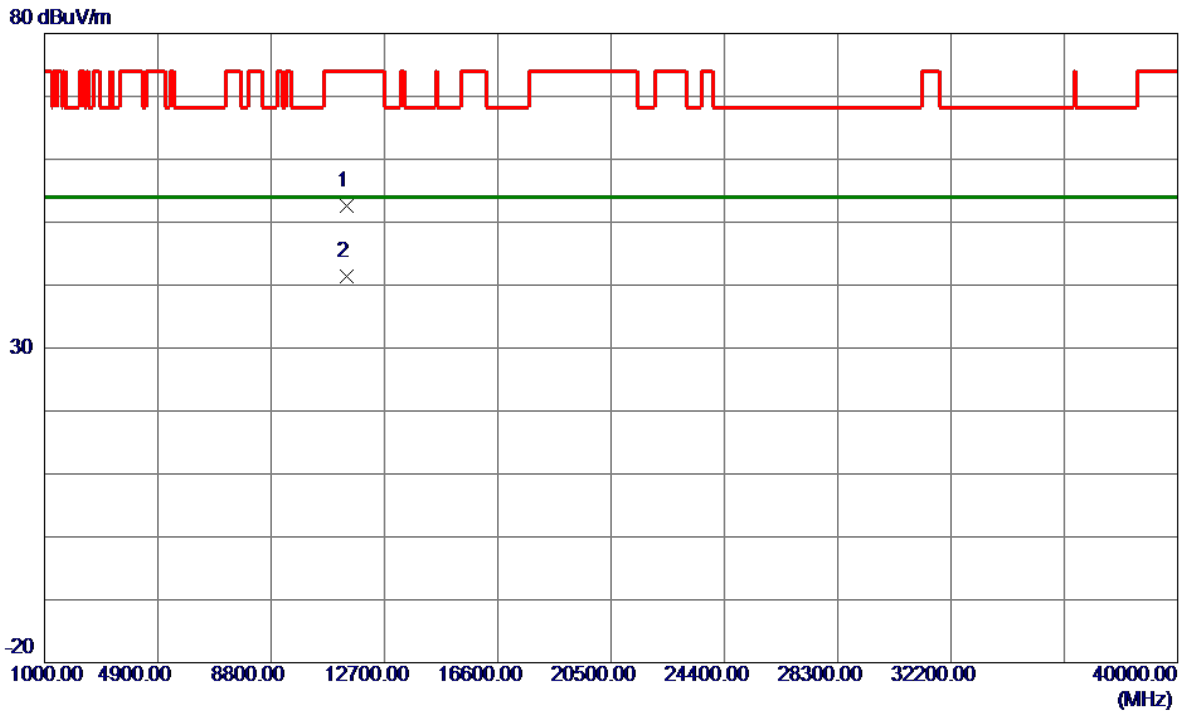


No.	Freq. MHz	Reading Level dBuV/m	Correct Factor dB	Measure ment dBuV/m	Limit dBuV/m	Margin dB	Detector	Comment
1	5702.4000	79.10	16.78	95.88	999.00	-903.12	AVG	No Limit
2 *	5707.8000	85.69	16.79	102.48	68.20	34.28	Peak	No Limit
3	5725.0000	41.24	16.80	58.04	68.20	-10.16	Peak	
4	5772.4000	39.90	16.83	56.73	68.20	-11.47	Peak	

REMARKS:

- (1) Measurement Value = Reading Level + Correct Factor.
- (2) Margin Level = Measurement Value - Limit Value.

Test Mode	UNII-2C_TX N(HT20) Mode 5700 MHz	Polarization	Horizontal
-----------	----------------------------------	--------------	------------

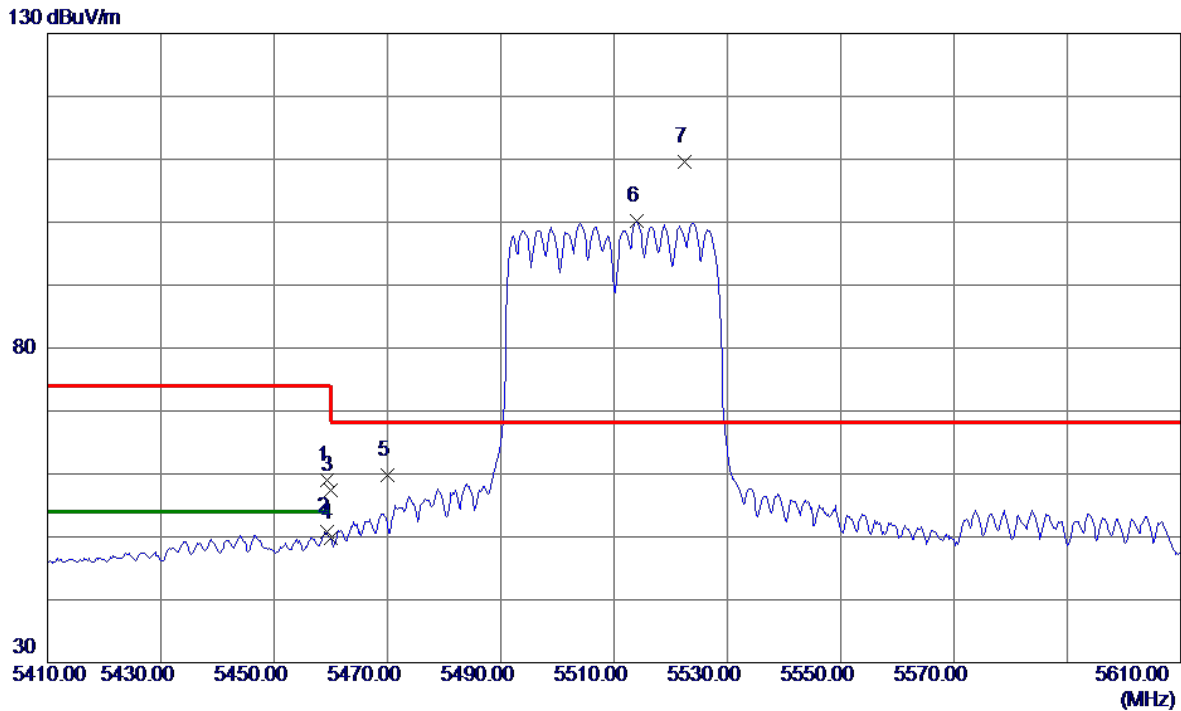


No.	Freq. MHz	Reading Level dBuV/m	Correct Factor dB	Measure ment dBuV/m	Limit dBuV/m	Margin dB	Detector	Comment
1	11398.3550	38.04	14.48	52.52	74.00	-21.48	Peak	
2 *	11401.1800	26.93	14.48	41.41	54.00	-12.59	AVG	

REMARKS:

- (1) Measurement Value = Reading Level + Correct Factor.
- (2) Margin Level = Measurement Value - Limit Value.

Test Mode	UNII-2C_TX N(HT40) Mode 5510 MHz	Polarization	Vertical
-----------	----------------------------------	--------------	----------

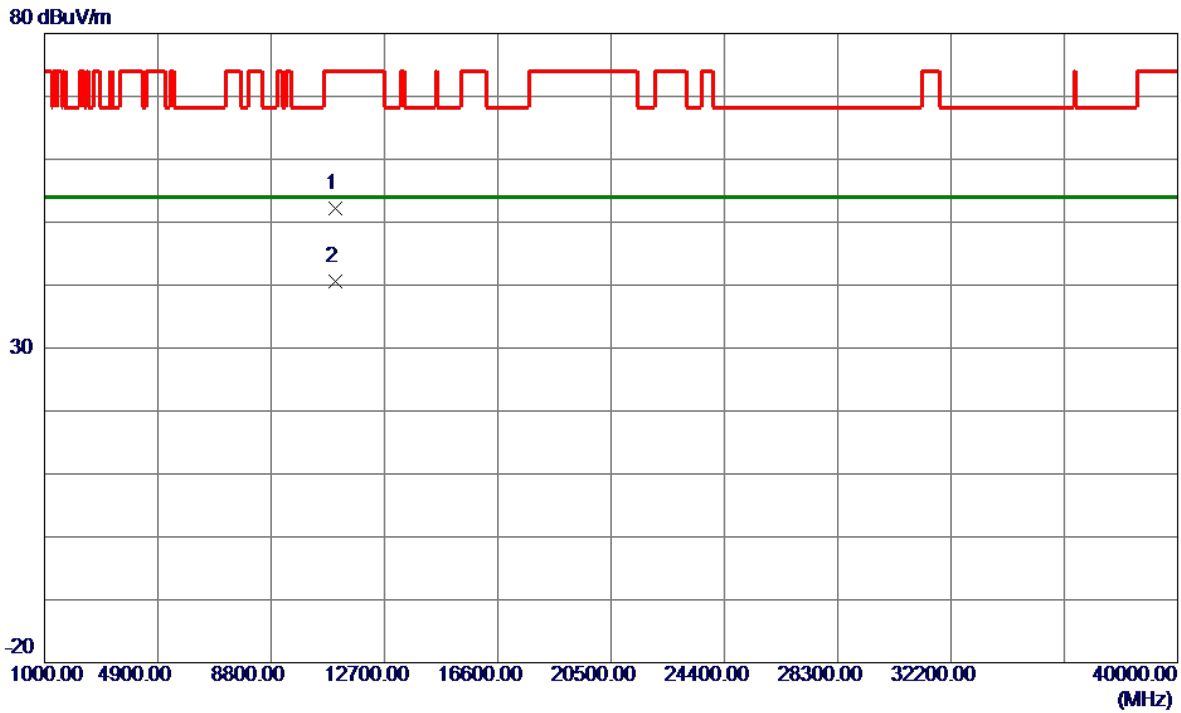


No.	Freq. MHz	Reading Level dBuV/m	Correct Factor dB	Measure ment dBuV/m	Limit dBuV/m	Margin dB	Detector	Comment
1	5459.4000	42.34	16.62	58.96	74.00	-15.04	Peak	
2	5459.4000	34.24	16.62	50.86	54.00	-3.14	AVG	
3	5460.0000	40.85	16.62	57.47	74.00	-16.53	Peak	
4	5460.0000	33.17	16.62	49.79	54.00	-4.21	AVG	
5	5470.0000	43.14	16.63	59.77	68.20	-8.43	Peak	
6	5514.0000	83.46	16.67	100.13	999.00	-898.87	AVG	No Limit
7 *	5522.4000	92.95	16.68	109.63	68.20	41.43	Peak	No Limit

REMARKS:

- (1) Measurement Value = Reading Level + Correct Factor.
- (2) Margin Level = Measurement Value - Limit Value.

Test Mode	UNII-2C_TX N(HT40) Mode 5510 MHz	Polarization	Vertical
-----------	----------------------------------	--------------	----------

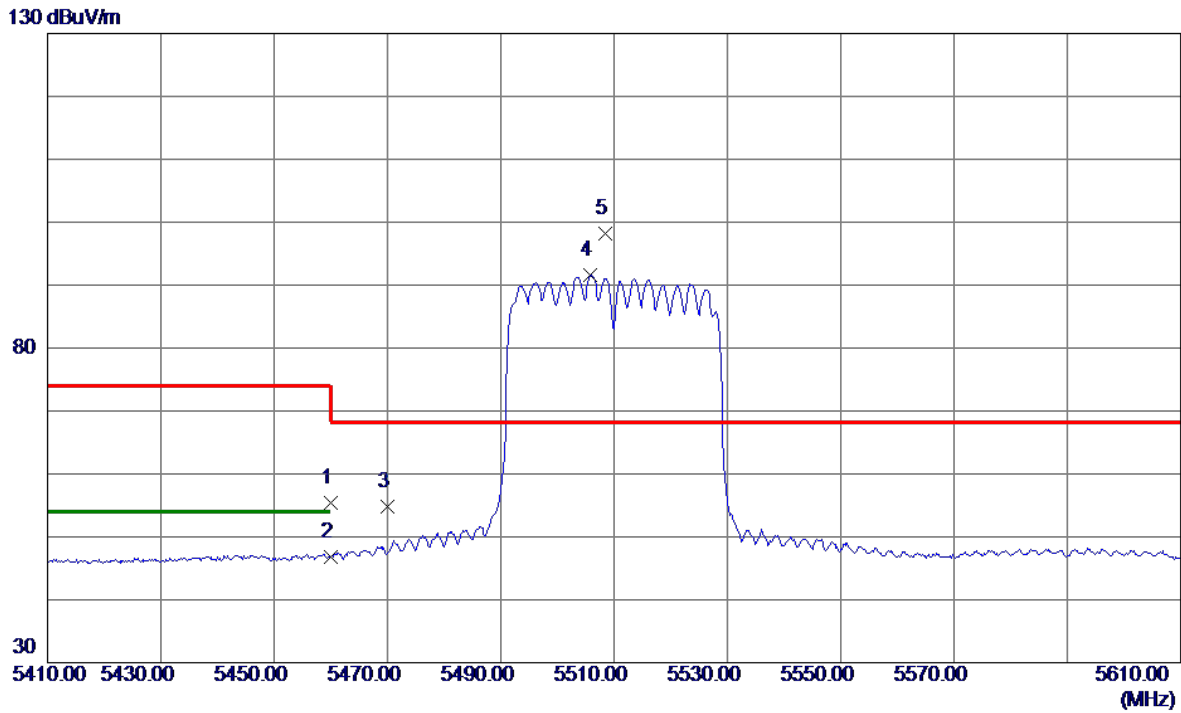


No.	Freq. MHz	Reading Level dBuV/m	Correct Factor dB	Measure ment dBuV/m	Limit dBuV/m	Margin dB	Detector	Comment
1	11018.0650	38.34	13.81	52.15	74.00	-21.85	Peak	
2 *	11019.7650	26.76	13.81	40.57	54.00	-13.43	AVG	

REMARKS:

- (1) Measurement Value = Reading Level + Correct Factor.
- (2) Margin Level = Measurement Value - Limit Value.

Test Mode	UNII-2C_TX N(HT40) Mode 5510 MHz	Polarization	Horizontal
-----------	----------------------------------	--------------	------------

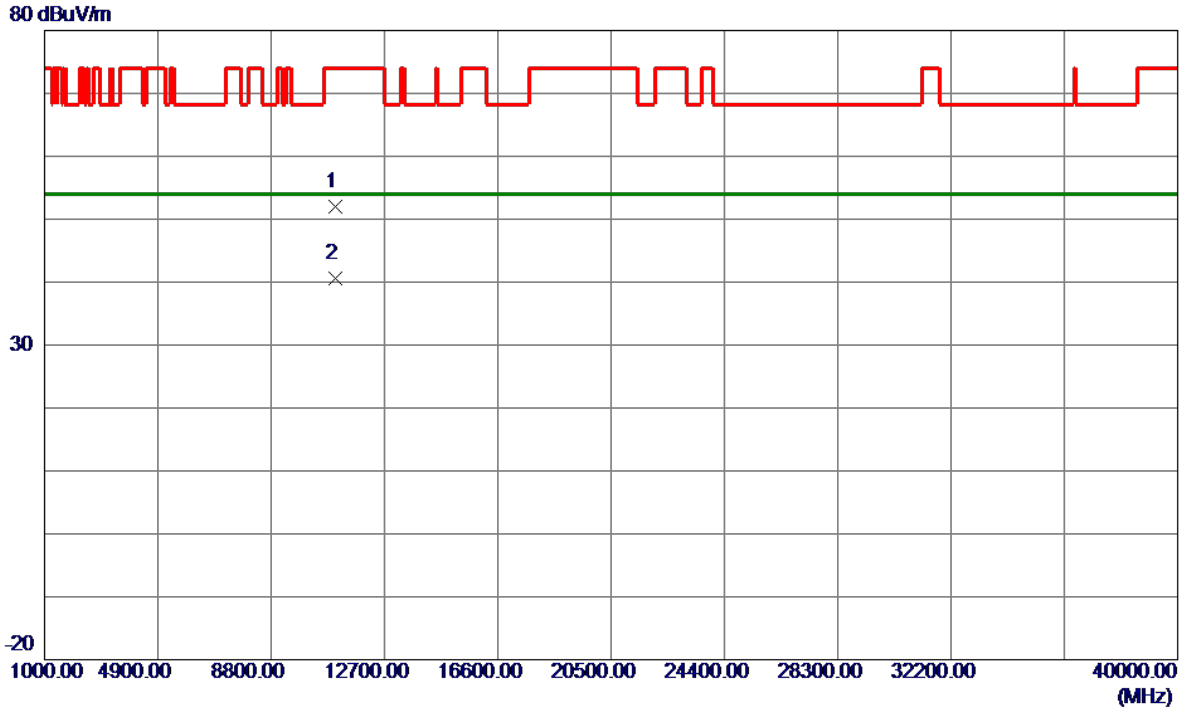


No.	Freq. MHz	Reading Level dBuV/m	Correct Factor dB	Measure ment dBuV/m	Limit dBuV/m	Margin dB	Detector	Comment
1	5460.0000	38.76	16.62	55.38	74.00	-18.62	Peak	
2	5460.0000	30.12	16.62	46.74	54.00	-7.26	AVG	
3	5470.0000	38.26	16.63	54.89	68.20	-13.31	Peak	
4	5505.8000	74.99	16.67	91.66	999.00	-907.34	AVG	No Limit
5 *	5508.4000	81.48	16.67	98.15	68.20	29.95	Peak	No Limit

REMARKS:

- (1) Measurement Value = Reading Level + Correct Factor.
- (2) Margin Level = Measurement Value - Limit Value.

Test Mode	UNII-2C_TX N(HT40) Mode 5510 MHz	Polarization	Horizontal
-----------	----------------------------------	--------------	------------

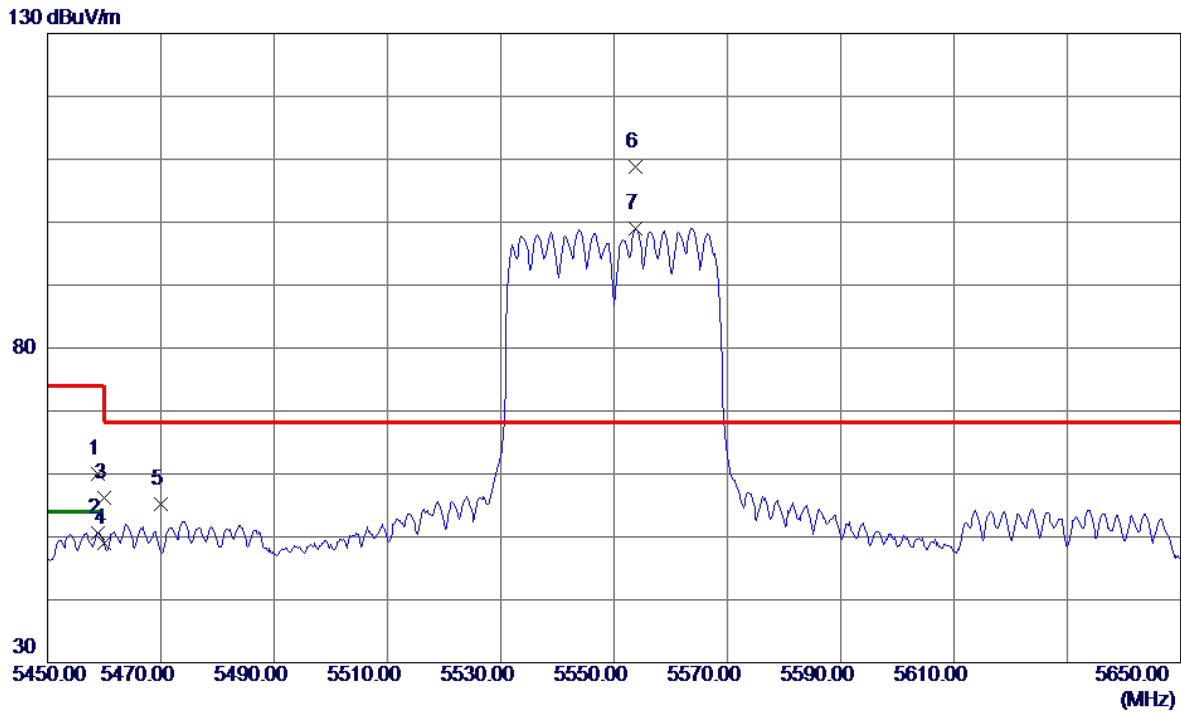


No.	Freq. MHz	Reading Level dBuV/m	Correct Factor dB	Measure ment dBuV/m	Limit dBuV/m	Margin dB	Detector	Comment
1	11017.6550	38.23	13.81	52.04	74.00	-21.96	Peak	
2 *	11019.1350	26.84	13.81	40.65	54.00	-13.35	AVG	

REMARKS:

- (1) Measurement Value = Reading Level + Correct Factor.
- (2) Margin Level = Measurement Value - Limit Value.

Test Mode	UNII-2C_TX N(HT40) Mode 5550 MHz	Polarization	Vertical
-----------	----------------------------------	--------------	----------

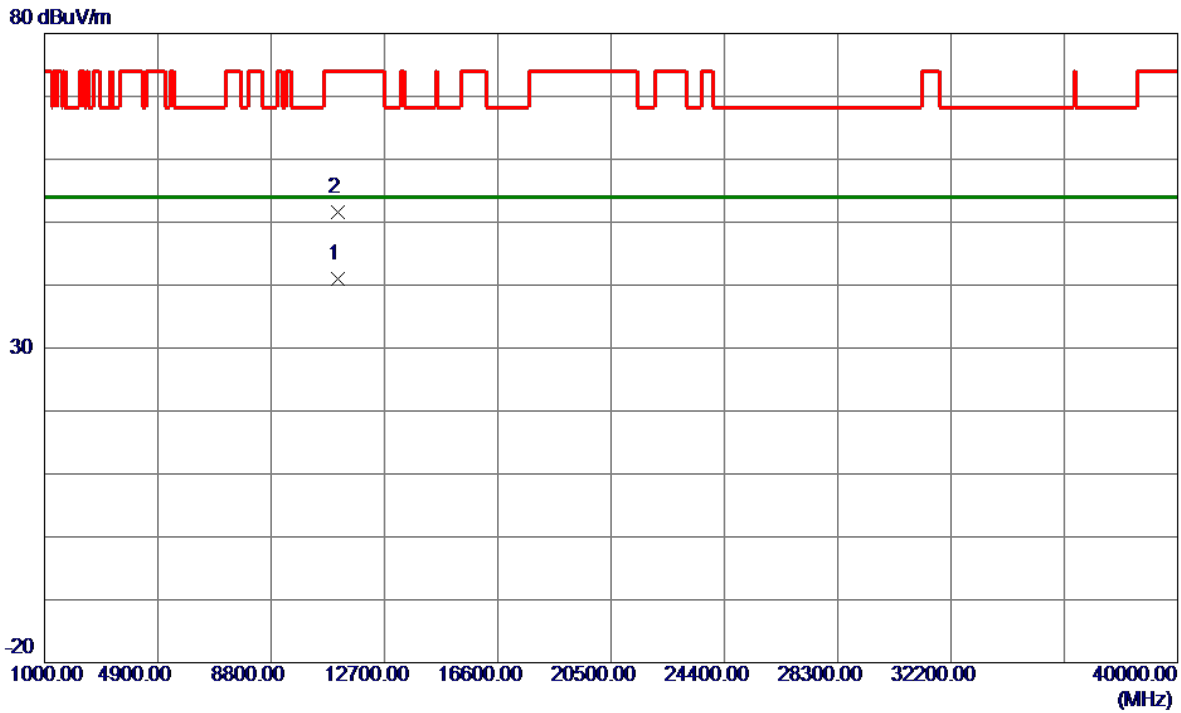


No.	Freq. MHz	Reading Level dBuV/m	Correct Factor dB	Measure ment dBuV/m	Limit dBuV/m	Margin dB	Detector	Comment
1	5458.8000	43.31	16.62	59.93	74.00	-14.07	Peak	
2	5458.8000	34.04	16.62	50.66	54.00	-3.34	AVG	
3	5460.0000	39.56	16.62	56.18	74.00	-17.82	Peak	
4	5460.0000	32.41	16.62	49.03	54.00	-4.97	AVG	
5	5470.0000	38.56	16.63	55.19	68.20	-13.01	Peak	
6 *	5553.8000	92.04	16.70	108.74	68.20	40.54	Peak	
7	5553.8000	82.39	16.70	99.09	999.00	-899.91	AVG	

REMARKS:

- (1) Measurement Value = Reading Level + Correct Factor.
- (2) Margin Level = Measurement Value - Limit Value.

Test Mode	UNII-2C_TX N(HT40) Mode 5550 MHz	Polarization	Vertical
-----------	----------------------------------	--------------	----------

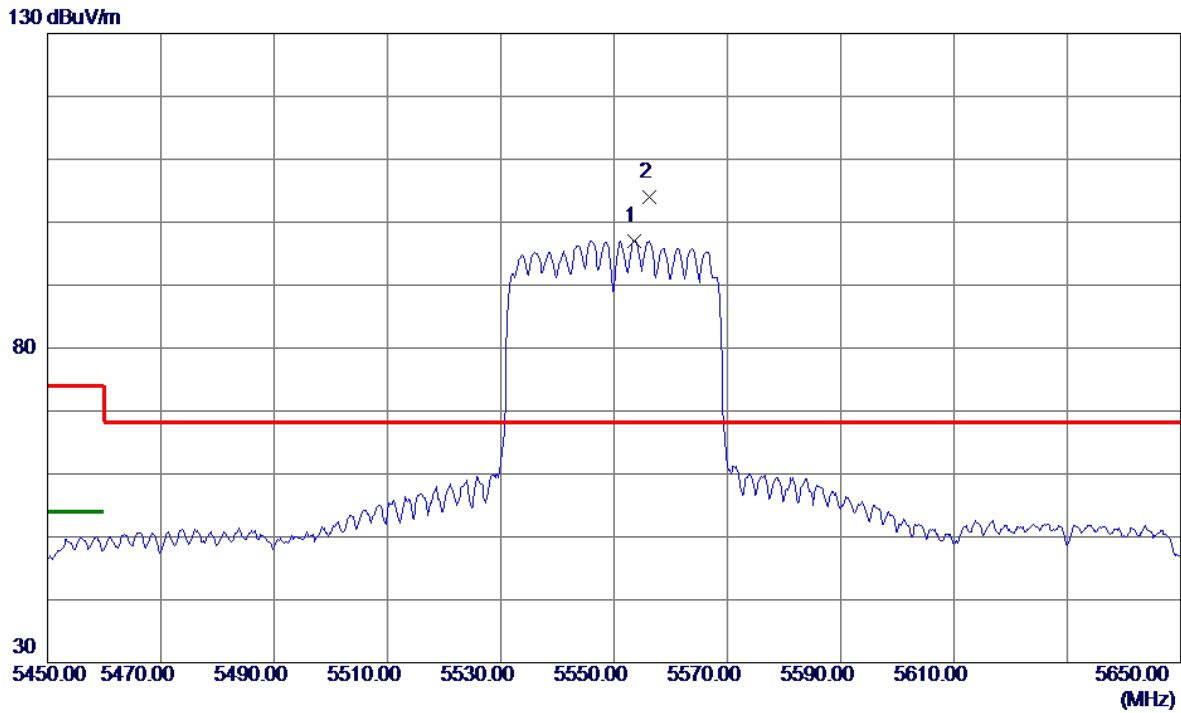


No.	Freq. MHz	Reading Level dBuV/m	Correct Factor dB	Measure ment dBuV/m	Limit dBuV/m	Margin dB	Detector	Comment
1 *	11097.8300	26.96	13.95	40.91	54.00	-13.09	AVG	
2	11099.1400	37.58	13.95	51.53	74.00	-22.47	Peak	

REMARKS:

- (1) Measurement Value = Reading Level + Correct Factor.
- (2) Margin Level = Measurement Value - Limit Value.

Test Mode	UNII-2C_TX N(HT40) Mode 5550 MHz	Polarization	Horizontal
-----------	----------------------------------	--------------	------------

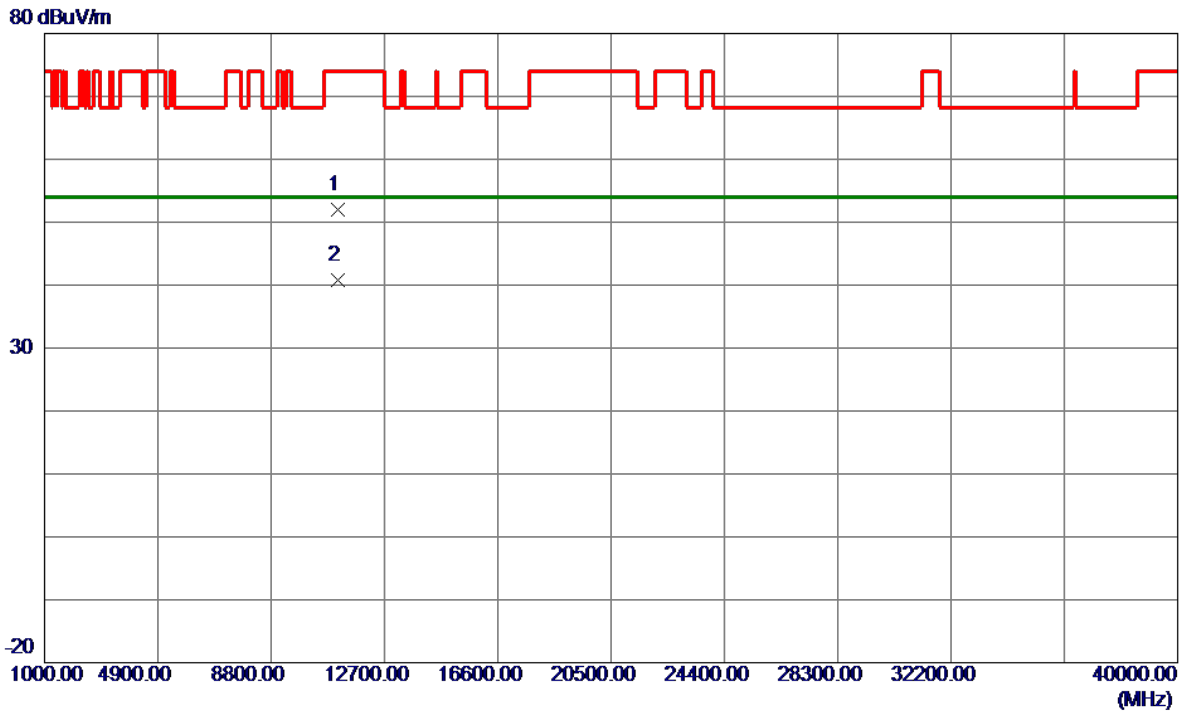


No.	Freq. MHz	Reading Level dBuV/m	Correct Factor dB	Measure ment dBuV/m	Limit dBuV/m	Margin dB	Detector	Comment
1	5553.6000	80.36	16.70	97.06	999.00	-901.94	AVG	No Limit
2 *	5556.2000	87.33	16.70	104.03	68.20	35.83	Peak	No Limit

REMARKS:

- (1) Measurement Value = Reading Level + Correct Factor.
- (2) Margin Level = Measurement Value - Limit Value.

Test Mode	UNII-2C_TX N(HT40) Mode 5550 MHz	Polarization	Horizontal
-----------	----------------------------------	--------------	------------

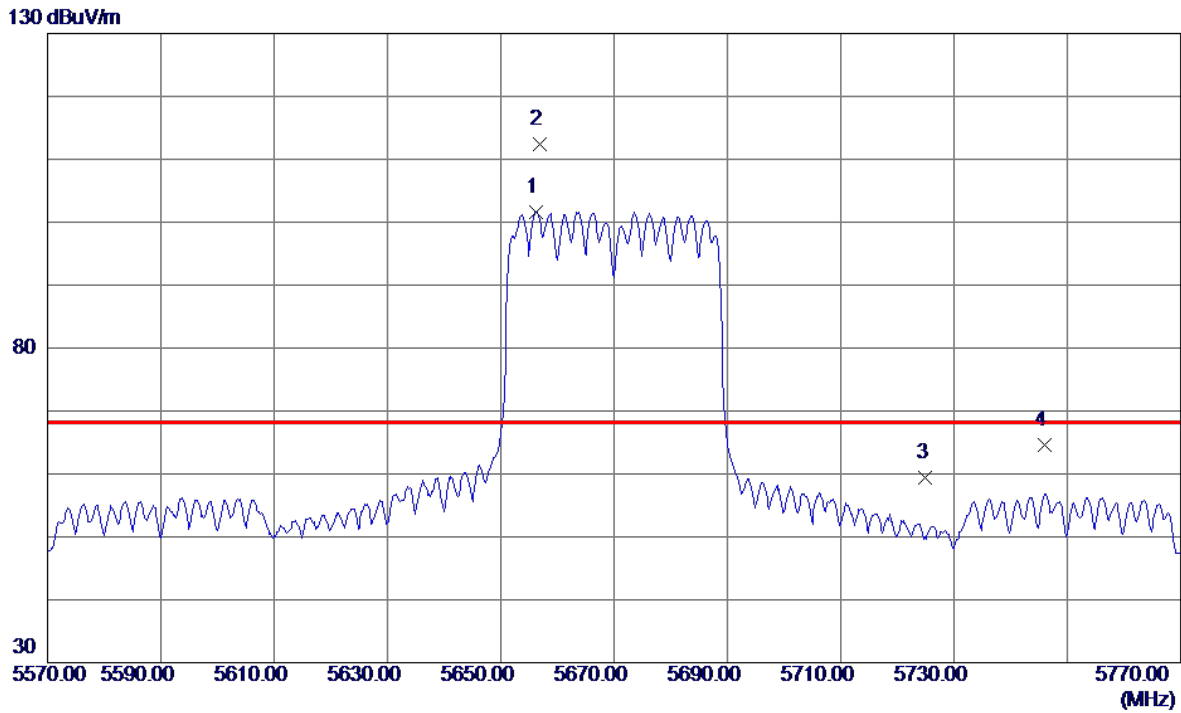


No.	Freq. MHz	Reading Level dBuV/m	Correct Factor dB	Measure ment dBuV/m	Limit dBuV/m	Margin dB	Detector	Comment
1	11100.1250	37.96	13.96	51.92	74.00	-22.08	Peak	
2 *	11101.2300	26.79	13.96	40.75	54.00	-13.25	AVG	

REMARKS:

- (1) Measurement Value = Reading Level + Correct Factor.
- (2) Margin Level = Measurement Value - Limit Value.

Test Mode	UNII-2C_TX N(HT40) Mode 5670 MHz	Polarization	Vertical
-----------	----------------------------------	--------------	----------

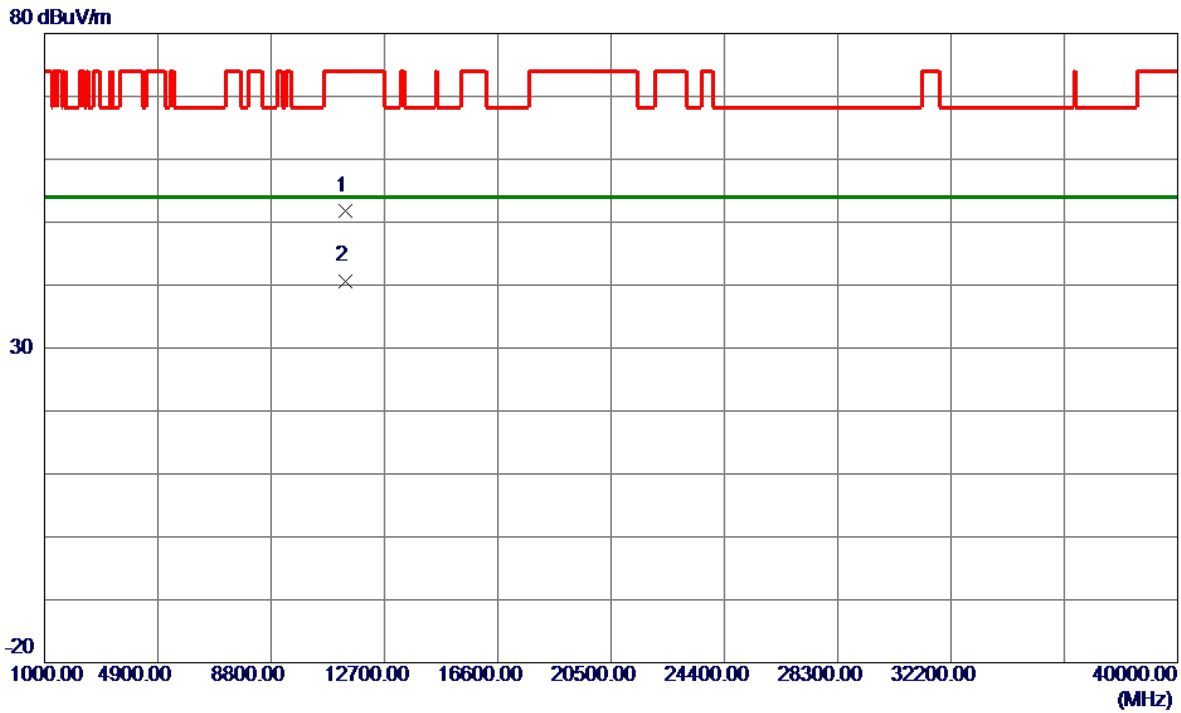


No.	Freq. MHz	Reading Level dBuV/m	Correct Factor dB	Measure ment dBuV/m	Limit dBuV/m	Margin dB	Detector	Comment
1	5656.2000	84.87	16.76	101.63	999.00	-897.37	AVG	No Limit
2 *	5656.8000	95.59	16.76	112.35	68.20	44.15	Peak	No Limit
3	5725.0000	42.58	16.80	59.38	68.20	-8.82	Peak	
4	5746.0000	47.87	16.81	64.68	68.20	-3.52	Peak	

REMARKS:

- (1) Measurement Value = Reading Level + Correct Factor.
- (2) Margin Level = Measurement Value - Limit Value.

Test Mode	UNII-2C_TX N(HT40) Mode 5670 MHz	Polarization	Vertical
-----------	----------------------------------	--------------	----------

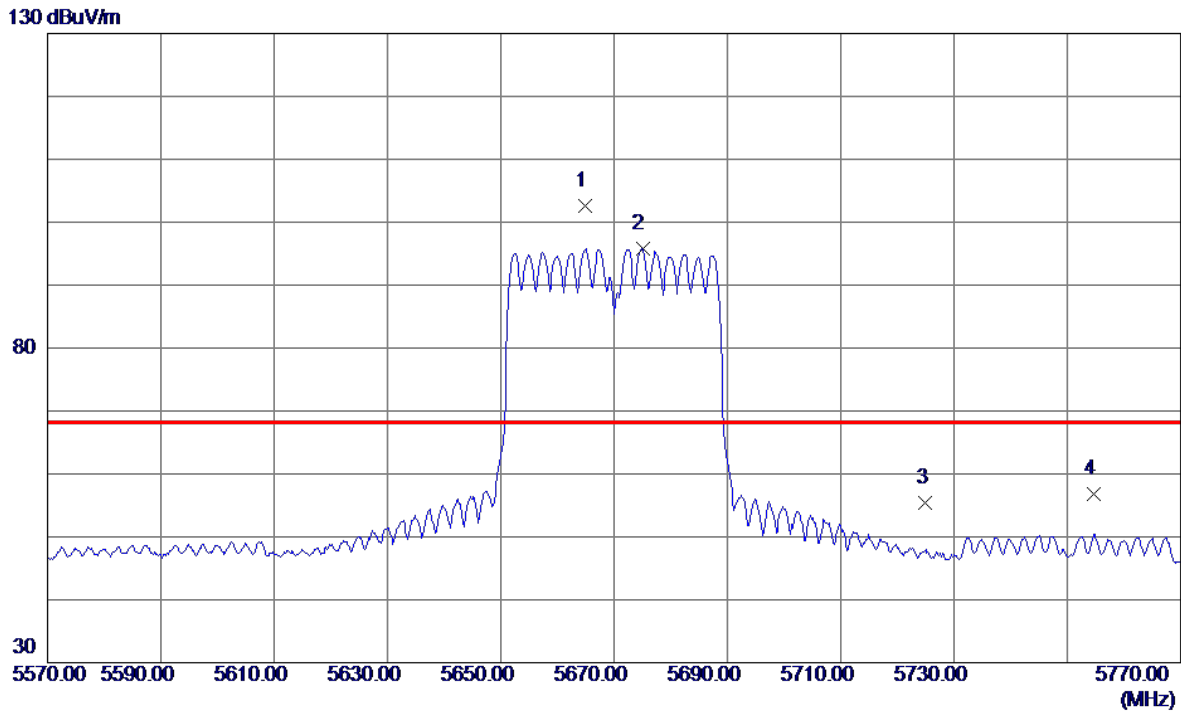


No.	Freq. MHz	Reading Level dBuV/m	Correct Factor dB	Measure ment dBuV/m	Limit dBuV/m	Margin dB	Detector	Comment
1	11340.8250	37.40	14.38	51.78	74.00	-22.22	Peak	
2 *	11341.2950	26.32	14.38	40.70	54.00	-13.30	AVG	

REMARKS:

- (1) Measurement Value = Reading Level + Correct Factor.
- (2) Margin Level = Measurement Value - Limit Value.

Test Mode	UNII-2C_TX N(HT40) Mode 5670 MHz	Polarization	Horizontal
-----------	----------------------------------	--------------	------------

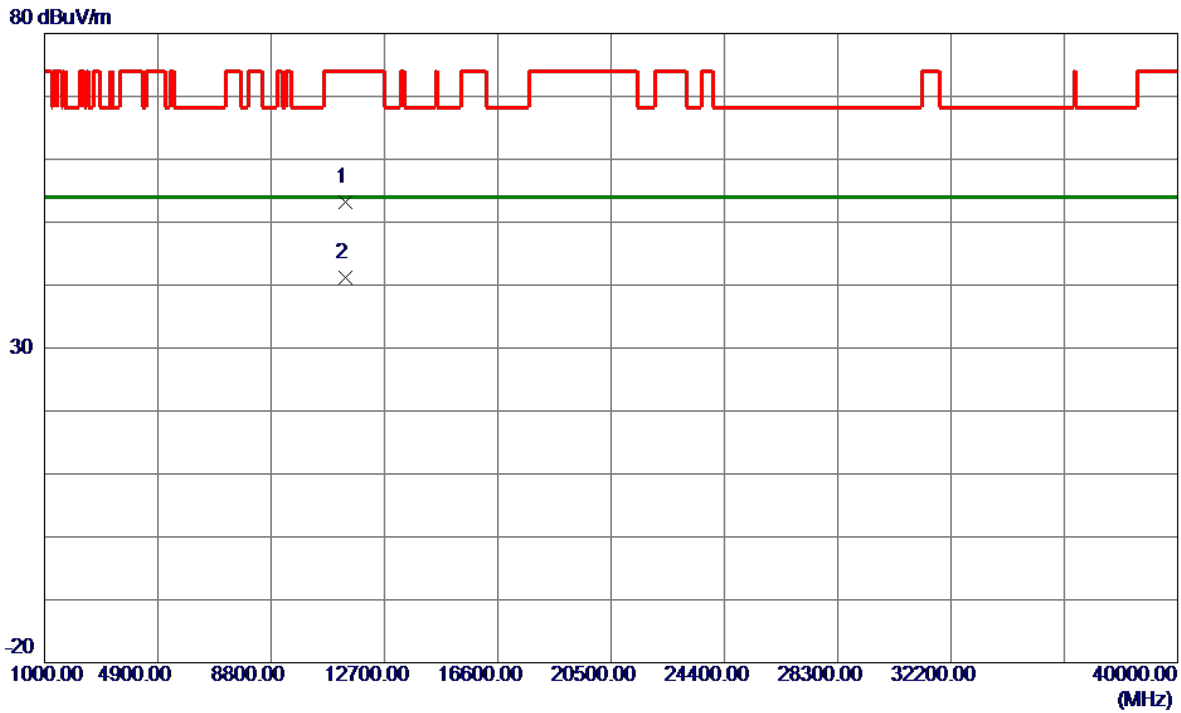


No.	Freq. MHz	Reading Level dBuV/m	Correct Factor dB	Measure ment dBuV/m	Limit dBuV/m	Margin dB	Detector	Comment
1 *	5664.8000	85.83	16.76	102.59	68.20	34.39	Peak	No Limit
2	5675.0000	79.08	16.77	95.85	999.00	-903.15	AVG	No Limit
3	5725.0000	38.55	16.80	55.35	68.20	-12.85	Peak	
4	5754.6000	40.07	16.82	56.89	68.20	-11.31	Peak	

REMARKS:

- (1) Measurement Value = Reading Level + Correct Factor.
- (2) Margin Level = Measurement Value - Limit Value.

Test Mode	UNII-2C_TX N(HT40) Mode 5670 MHz	Polarization	Horizontal
-----------	----------------------------------	--------------	------------

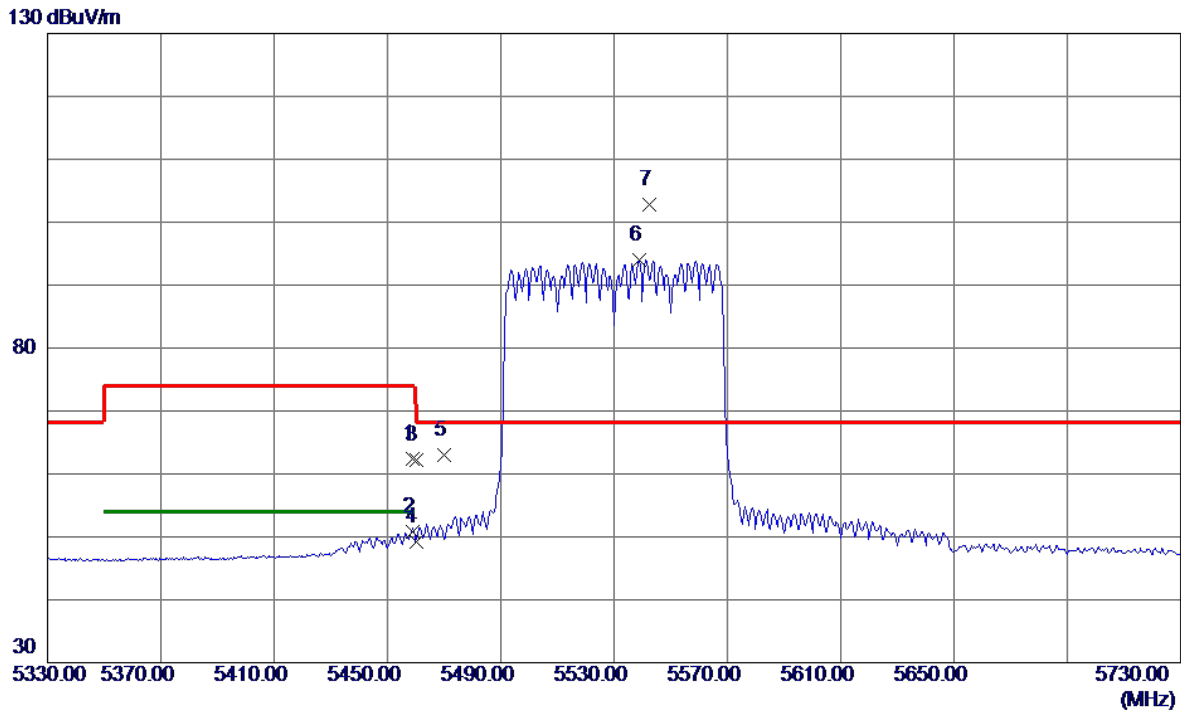


No.	Freq. MHz	Reading Level dBuV/m	Correct Factor dB	Measure ment dBuV/m	Limit dBuV/m	Margin dB	Detector	Comment
1	11337.5100	38.88	14.37	53.25	74.00	-20.75	Peak	
2 *	11341.9600	26.75	14.38	41.13	54.00	-12.87	AVG	

REMARKS:

- (1) Measurement Value = Reading Level + Correct Factor.
- (2) Margin Level = Measurement Value - Limit Value.

Test Mode	UNII-2C_TX AC(VHT80) Mode 5530 MHz	Polarization	Vertical
-----------	------------------------------------	--------------	----------

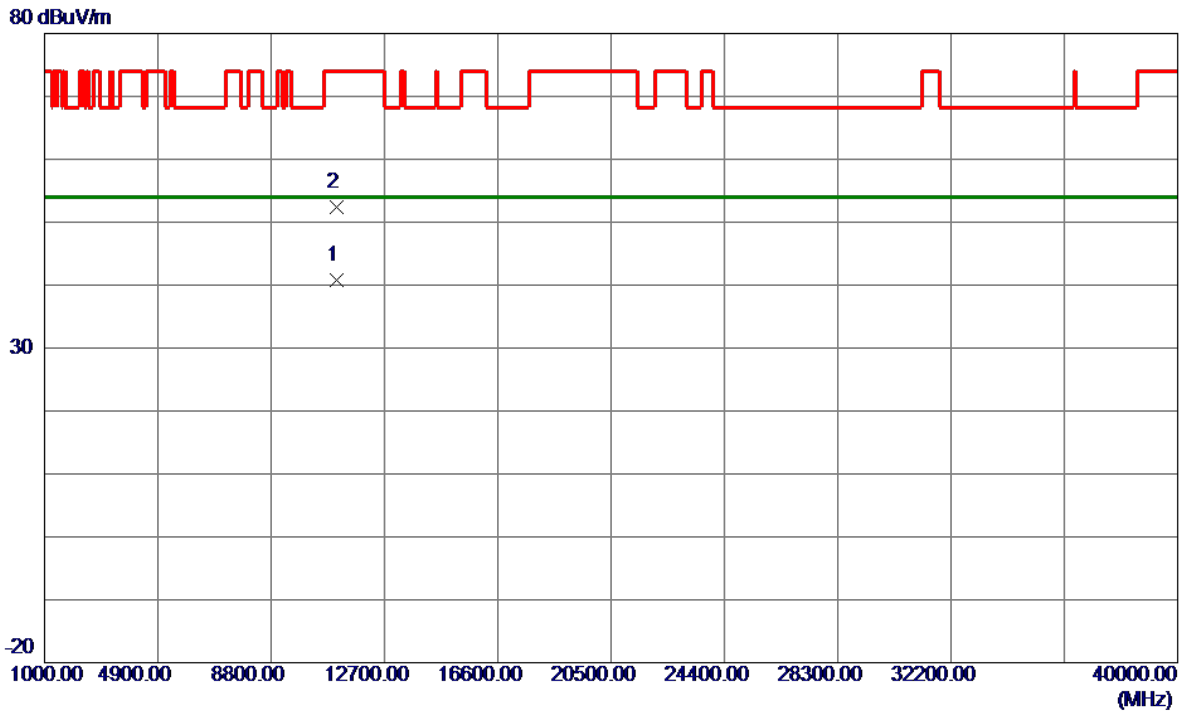


No.	Freq. MHz	Reading Level dBuV/m	Correct Factor dB	Measure ment dBuV/m	Limit dBuV/m	Margin dB	Detector	Comment
1	5458.8000	45.84	16.62	62.46	74.00	-11.54	Peak	
2	5458.8000	34.20	16.62	50.82	54.00	-3.18	AVG	
3	5460.0000	45.51	16.62	62.13	74.00	-11.87	Peak	
4	5460.0000	32.60	16.62	49.22	54.00	-4.78	AVG	
5	5470.0000	46.28	16.63	62.91	68.20	-5.29	Peak	
6	5538.8000	77.29	16.69	93.98	999.00	-905.02	AVG	No Limit
7 *	5542.4000	86.05	16.69	102.74	68.20	34.54	Peak	No Limit

REMARKS:

- (1) Measurement Value = Reading Level + Correct Factor.
- (2) Margin Level = Measurement Value - Limit Value.

Test Mode	UNII-2C_TX AC(VHT80) Mode 5530 MHz	Polarization	Vertical
-----------	------------------------------------	--------------	----------

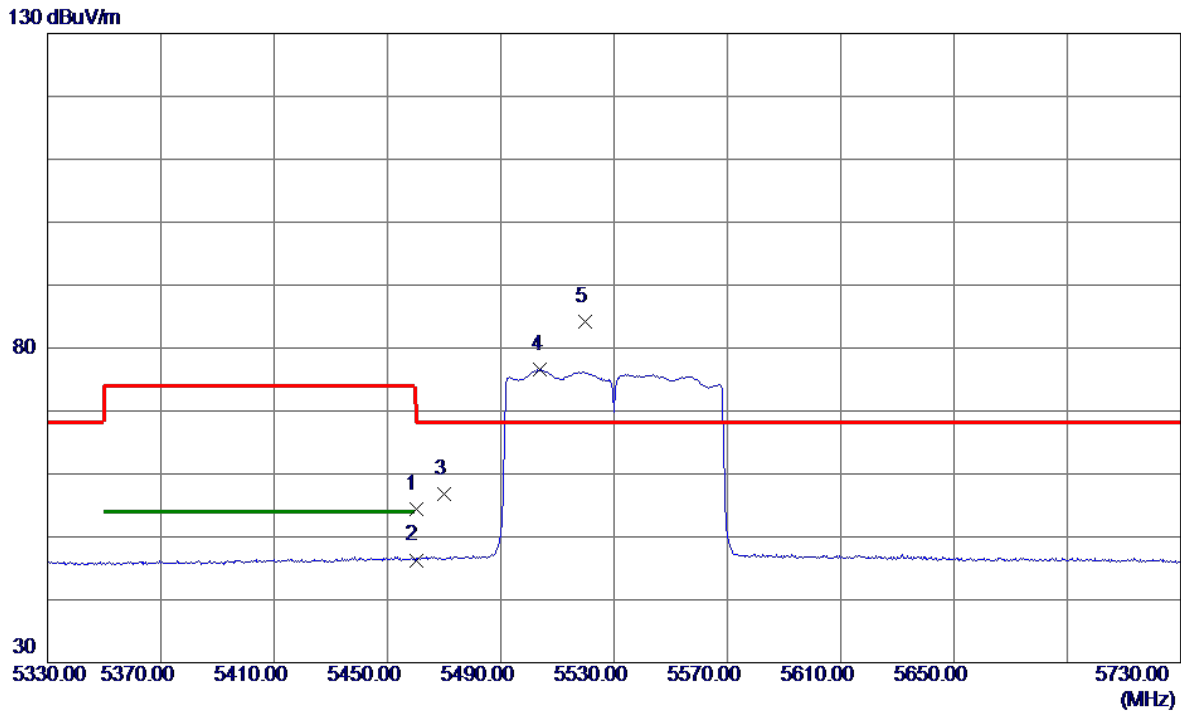


No.	Freq. MHz	Reading Level dBuV/m	Correct Factor dB	Measure ment dBuV/m	Limit dBuV/m	Margin dB	Detector	Comment
1 *	11059.7400	26.84	13.88	40.72	54.00	-13.28	AVG	
2	11061.1300	38.42	13.89	52.31	74.00	-21.69	Peak	

REMARKS:

- (1) Measurement Value = Reading Level + Correct Factor.
- (2) Margin Level = Measurement Value - Limit Value.

Test Mode	UNII-2C_TX AC(VHT80) Mode 5530 MHz	Polarization	Horizontal
-----------	------------------------------------	--------------	------------

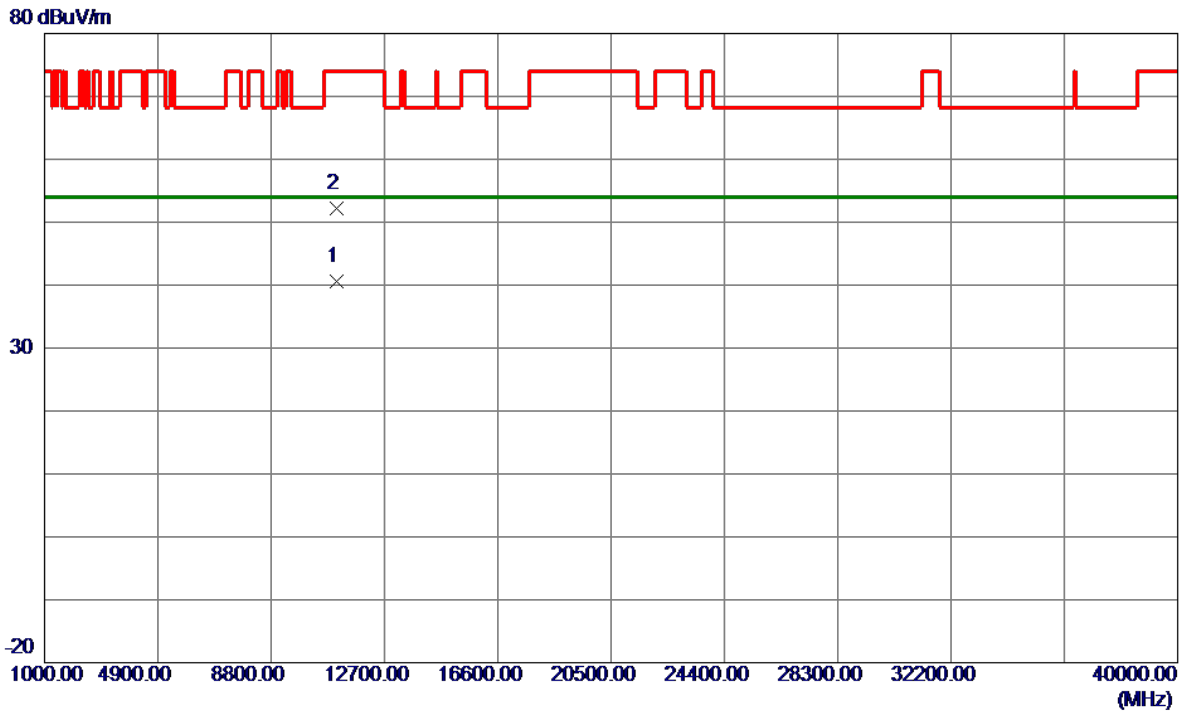


No.	Freq. MHz	Reading Level dBuV/m	Correct Factor dB	Measure ment dBuV/m	Limit dBuV/m	Margin dB	Detector	Comment
1	5460.0000	37.79	16.62	54.41	74.00	-19.59	Peak	
2	5460.0000	29.68	16.62	46.30	54.00	-7.70	AVG	
3	5470.0000	40.10	16.63	56.73	68.20	-11.47	Peak	
4	5504.0000	59.87	16.67	76.54	999.00	-922.46	AVG	No Limit
5 *	5519.6000	67.54	16.68	84.22	68.20	16.02	Peak	No Limit

REMARKS:

- (1) Measurement Value = Reading Level + Correct Factor.
- (2) Margin Level = Measurement Value - Limit Value.

Test Mode	UNII-2C_TX AC(VHT80) Mode 5530 MHz	Polarization	Horizontal
-----------	------------------------------------	--------------	------------

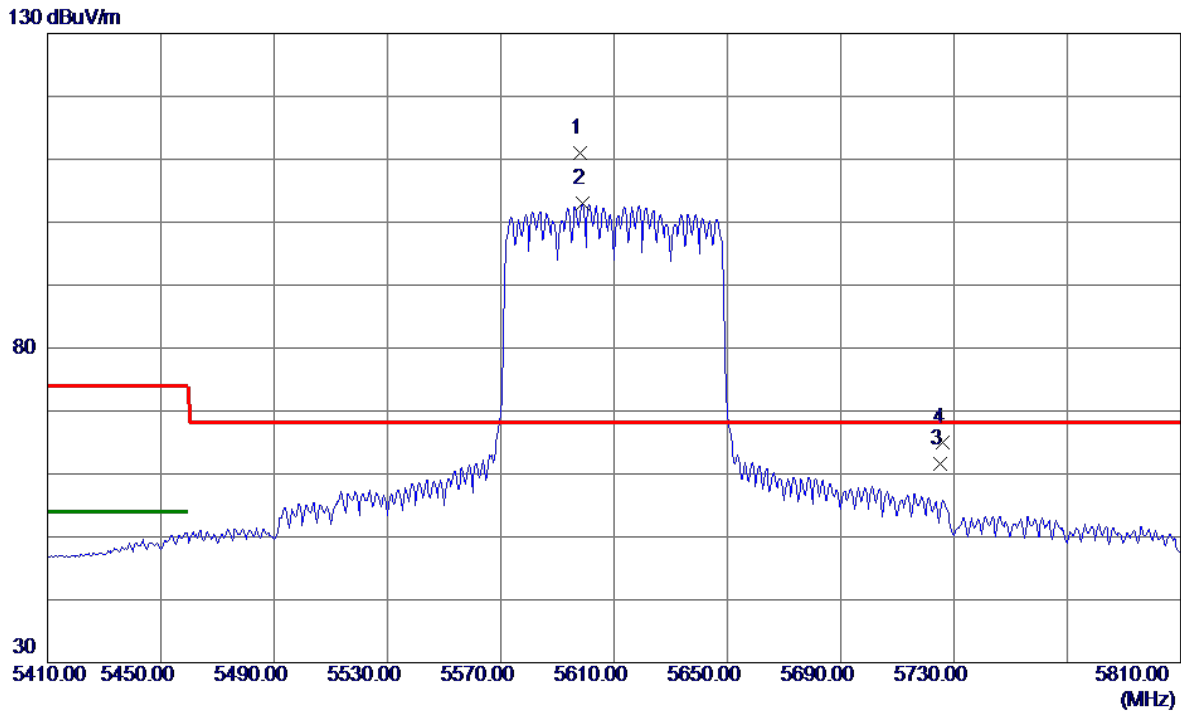


No.	Freq. MHz	Reading Level dBuV/m	Correct Factor dB	Measure ment dBuV/m	Limit dBuV/m	Margin dB	Detector	Comment
1 *	11058.5750	26.71	13.88	40.59	54.00	-13.41	AVG	
2	11061.5950	38.24	13.89	52.13	74.00	-21.87	Peak	

REMARKS:

- (1) Measurement Value = Reading Level + Correct Factor.
- (2) Margin Level = Measurement Value - Limit Value.

Test Mode	UNII-2C_TX AC(VHT80) Mode 5610 MHz	Polarization	Vertical
-----------	------------------------------------	--------------	----------

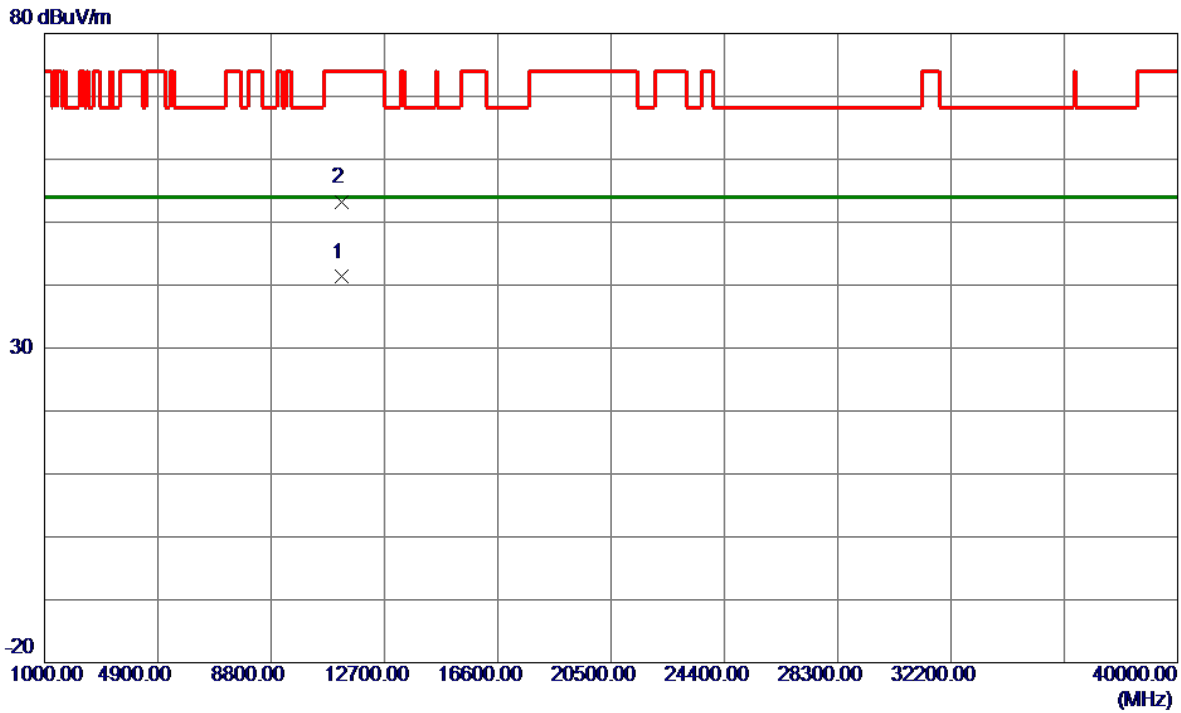


No.	Freq. MHz	Reading Level dBuV/m	Correct Factor dB	Measure ment dBuV/m	Limit dBuV/m	Margin dB	Detector	Comment
1 *	5598.0000	94.36	16.72	111.08	68.20	42.88	Peak	No Limit
2	5598.8000	86.21	16.72	102.93	999.00	-896.07	AVG	No Limit
3	5725.0000	44.77	16.80	61.57	68.20	-6.63	Peak	
4	5726.0000	48.14	16.80	64.94	68.20	-3.26	Peak	

REMARKS:

- (1) Measurement Value = Reading Level + Correct Factor.
- (2) Margin Level = Measurement Value - Limit Value.

Test Mode	UNII-2C_TX AC(VHT80) Mode 5610 MHz	Polarization	Vertical
-----------	------------------------------------	--------------	----------

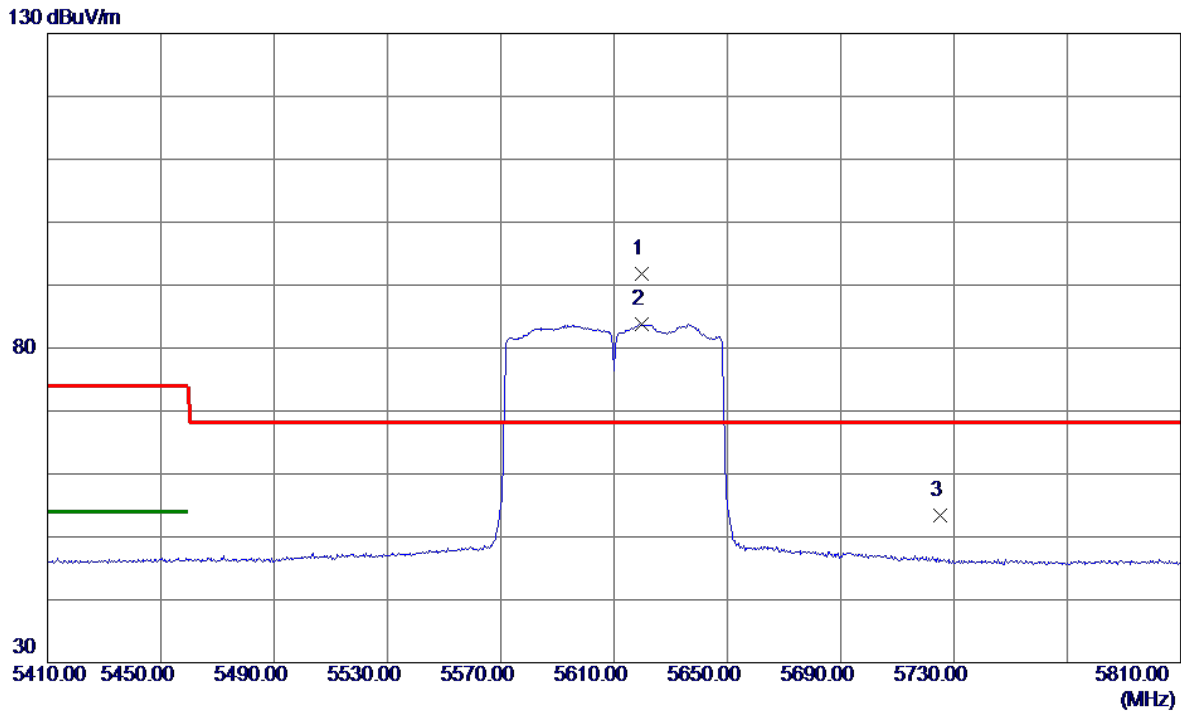


No.	Freq. MHz	Reading Level dBuV/m	Correct Factor dB	Measure ment dBuV/m	Limit dBuV/m	Margin dB	Detector	Comment
1 *	11219.3300	27.14	14.16	41.30	54.00	-12.70	AVG	
2	11221.9800	38.97	14.17	53.14	74.00	-20.86	Peak	

REMARKS:

- (1) Measurement Value = Reading Level + Correct Factor.
- (2) Margin Level = Measurement Value - Limit Value.

Test Mode	UNII-2C_TX AC(VHT80) Mode 5610 MHz	Polarization	Horizontal
-----------	------------------------------------	--------------	------------

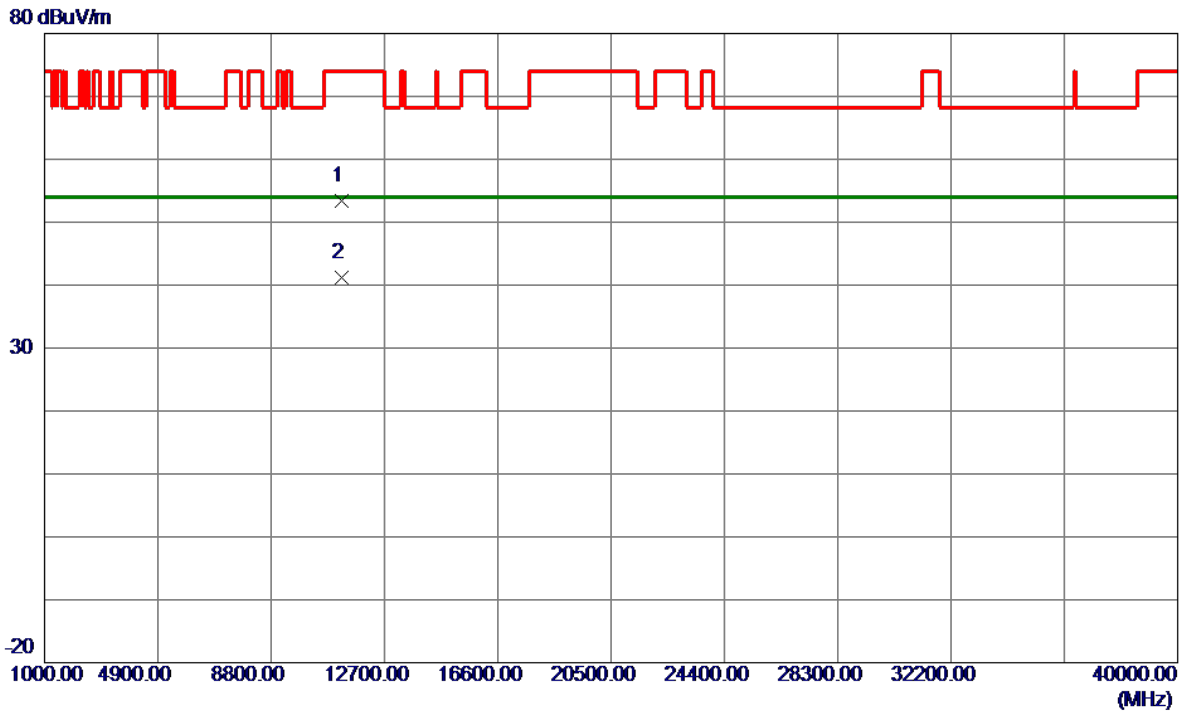


No.	Freq. MHz	Reading Level dBuV/m	Correct Factor dB	Measure ment dBuV/m	Limit dBuV/m	Margin dB	Detector	Comment
1 *	5619.6000	75.14	16.74	91.88	68.20	23.68	Peak	No Limit
2	5619.6000	67.07	16.74	83.81	999.00	-915.19	AVG	No Limit
3	5725.0000	36.61	16.80	53.41	68.20	-14.79	Peak	

REMARKS:

- (1) Measurement Value = Reading Level + Correct Factor.
- (2) Margin Level = Measurement Value - Limit Value.

Test Mode	UNII-2C_TX AC(VHT80) Mode 5610 MHz	Polarization	Horizontal
-----------	------------------------------------	--------------	------------

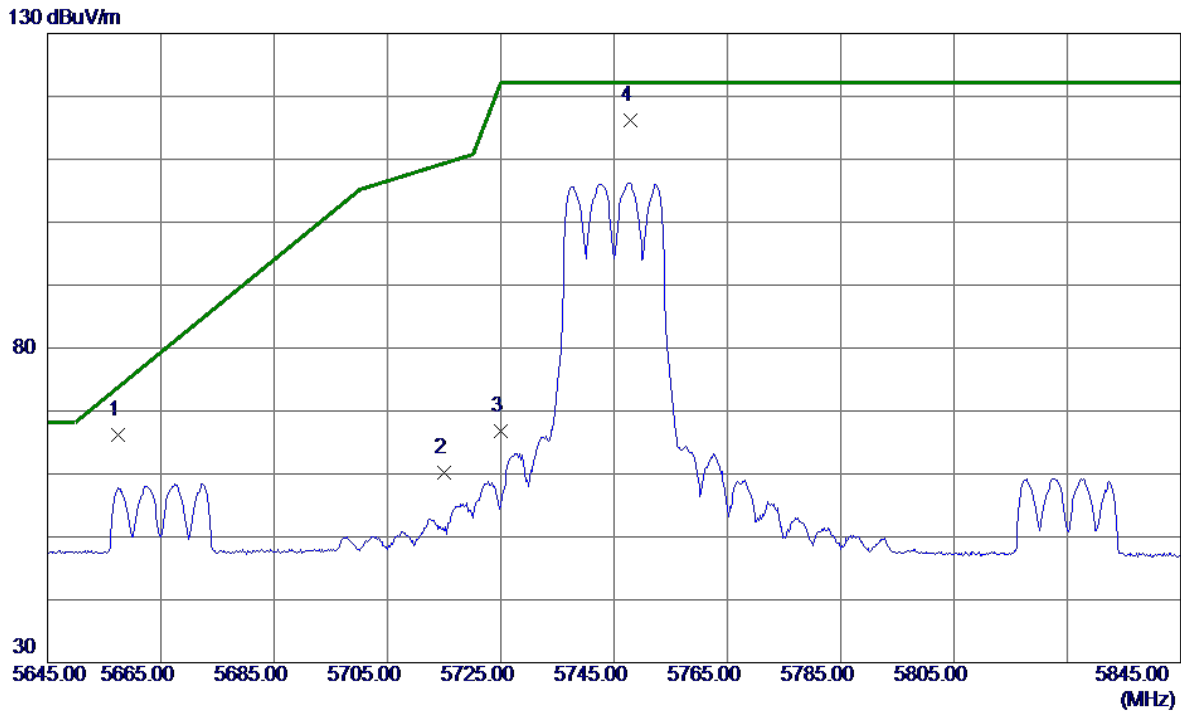


No.	Freq. MHz	Reading Level dBuV/m	Correct Factor dB	Measure ment dBuV/m	Limit dBuV/m	Margin dB	Detector	Comment
1	11220.1500	39.31	14.17	53.48	74.00	-20.52	Peak	
2 *	11220.8000	27.10	14.17	41.27	54.00	-12.73	AVG	

REMARKS:

- (1) Measurement Value = Reading Level + Correct Factor.
- (2) Margin Level = Measurement Value - Limit Value.

Test Mode	UNII-3_TX A Mode 5745 MHz	Polarization	Vertical
-----------	---------------------------	--------------	----------

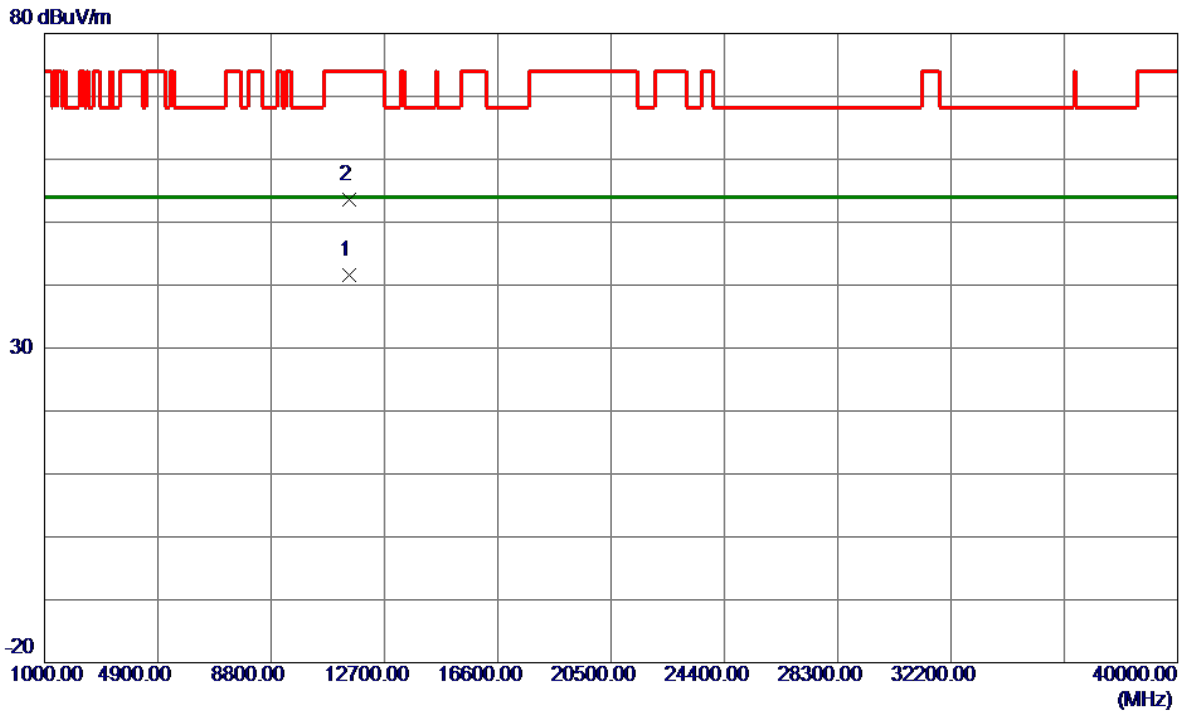


No.	Freq. MHz	Reading Level dBuV/m	Correct Factor dB	Measure ment dBuV/m	Limit dBuV/m	Margin dB	Detector	Comment
1	5657.4000	49.43	16.76	66.19	73.68	-7.49	Peak	
2	5715.0000	43.50	16.79	60.29	109.40	-49.11	Peak	
3	5725.0000	50.06	16.80	66.86	122.20	-55.34	Peak	
4 *	5747.8000	99.35	16.81	116.16	122.20	-6.04	Peak	No Limit

REMARKS:

- (1) Measurement Value = Reading Level + Correct Factor.
- (2) Margin Level = Measurement Value - Limit Value.

Test Mode	UNII-3_TX A Mode 5745 MHz	Polarization	Vertical
-----------	---------------------------	--------------	----------

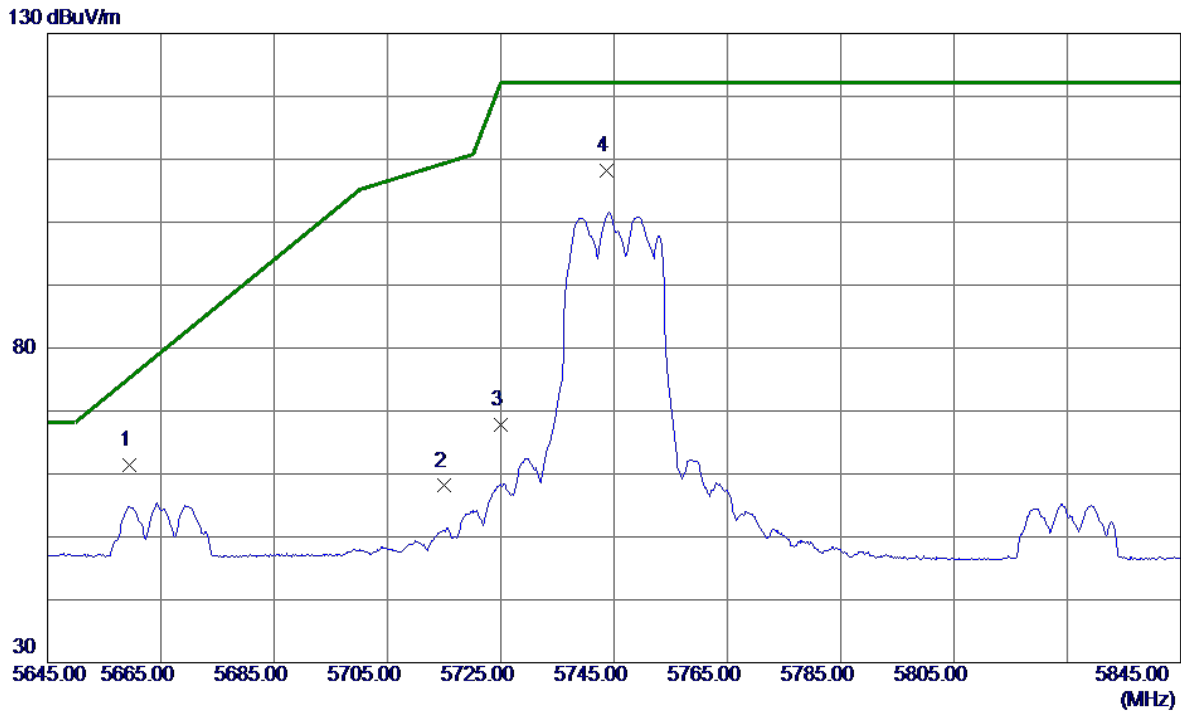


No.	Freq. MHz	Reading Level dBuV/m	Correct Factor dB	Measure ment dBuV/m	Limit dBuV/m	Margin dB	Detector	Comment
1 *	11489.9550	26.94	14.64	41.58	54.00	-12.42	AVG	
2	11490.1700	38.90	14.64	53.54	74.00	-20.46	Peak	

REMARKS:

- (1) Measurement Value = Reading Level + Correct Factor.
- (2) Margin Level = Measurement Value - Limit Value.

Test Mode	UNII-3_TX A Mode 5745 MHz	Polarization	Horizontal
-----------	---------------------------	--------------	------------

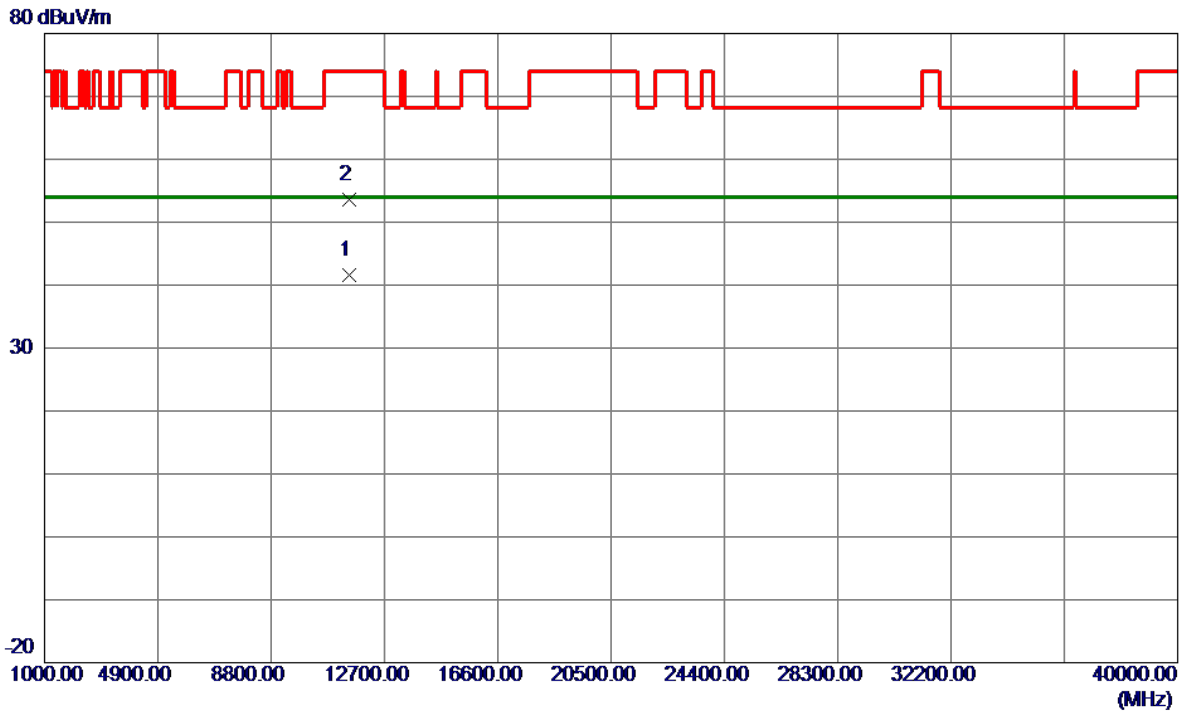


No.	Freq. MHz	Reading Level dBuV/m	Correct Factor dB	Measure ment dBuV/m	Limit dBuV/m	Margin dB	Detector	Comment
1 *	5659.4000	44.60	16.76	61.36	75.16	-13.80	Peak	
2	5715.0000	41.31	16.79	58.10	109.40	-51.30	Peak	
3	5725.0000	50.98	16.80	67.78	122.20	-54.42	Peak	
4	5743.6000	91.32	16.81	108.13	122.20	-14.07	Peak	No Limit

REMARKS:

- (1) Measurement Value = Reading Level + Correct Factor.
- (2) Margin Level = Measurement Value - Limit Value.

Test Mode	UNII-3_TX A Mode 5745 MHz	Polarization	Horizontal
-----------	---------------------------	--------------	------------

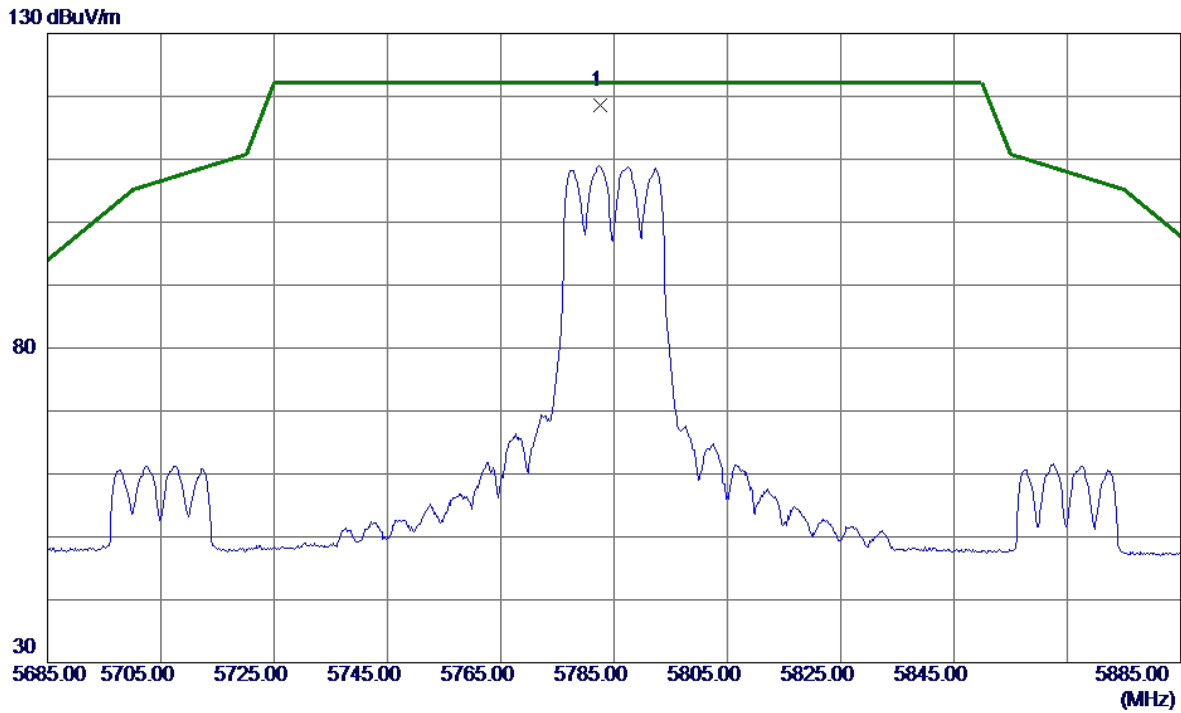


No.	Freq. MHz	Reading Level dBuV/m	Correct Factor dB	Measure ment dBuV/m	Limit dBuV/m	Margin dB	Detector	Comment
1 *	11490.3700	27.02	14.64	41.66	54.00	-12.34	AVG	
2	11490.4349	39.04	14.64	53.68	74.00	-20.32	Peak	

REMARKS:

- (1) Measurement Value = Reading Level + Correct Factor.
- (2) Margin Level = Measurement Value - Limit Value.

Test Mode	UNII-3_TX A Mode 5785 MHz	Polarization	Vertical
-----------	---------------------------	--------------	----------

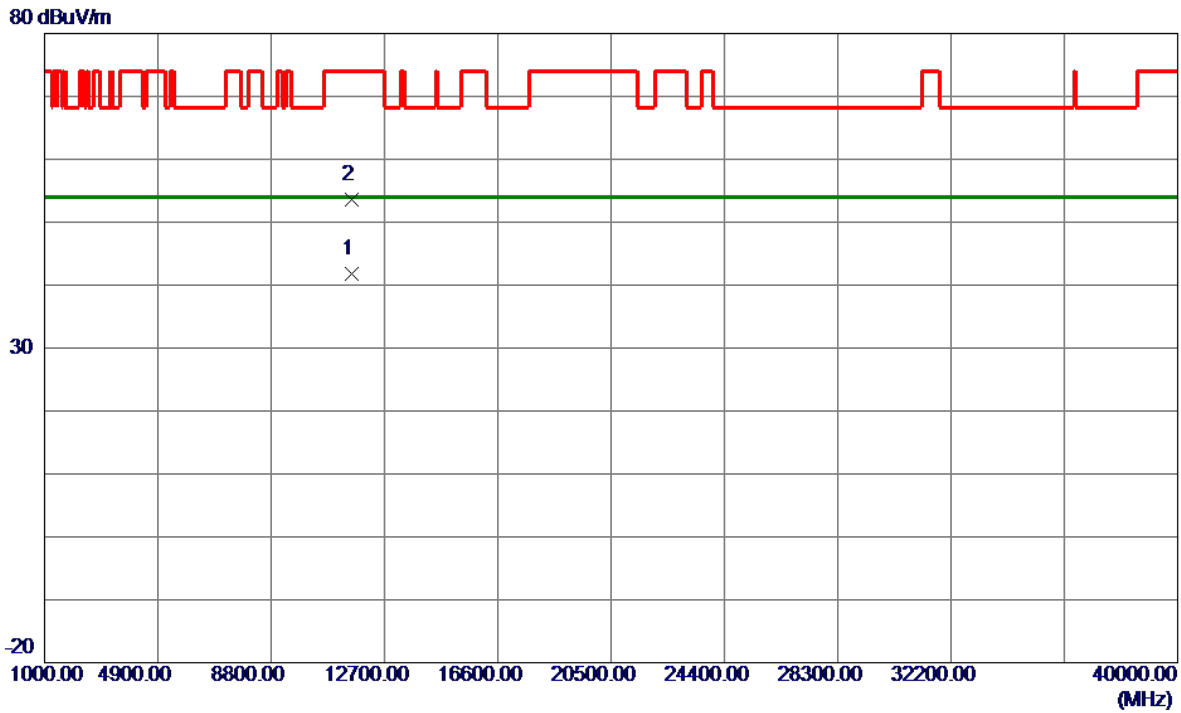


No.	Freq. MHz	Reading Level dBuV/m	Correct Factor dB	Measure ment dBuV/m	Limit dBuV/m	Margin dB	Detector	Comment
1 *	5782.6000	101.86	16.83	118.69	122.20	-3.51	Peak	No Limit

REMARKS:

- (1) Measurement Value = Reading Level + Correct Factor.
- (2) Margin Level = Measurement Value - Limit Value.

Test Mode	UNII-3_TX A Mode 5785 MHz	Polarization	Vertical
-----------	---------------------------	--------------	----------

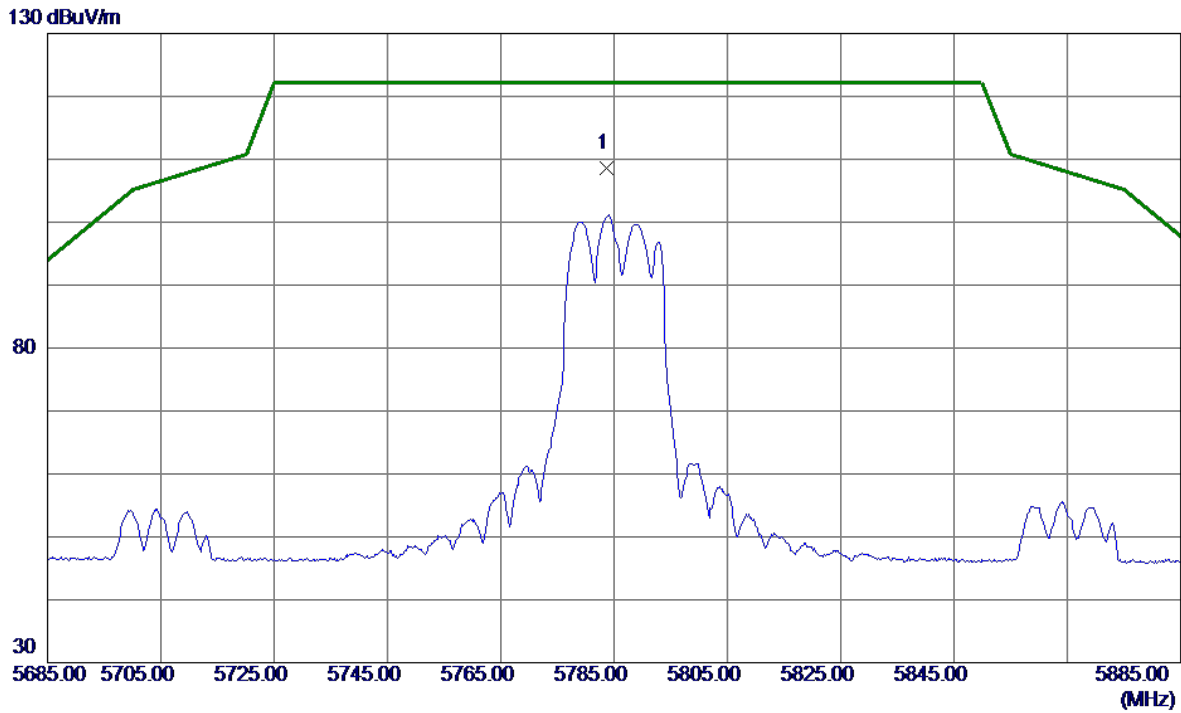


No.	Freq. MHz	Reading Level dBuV/m	Correct Factor dB	Measure ment dBuV/m	Limit dBuV/m	Margin dB	Detector	Comment
1 *	11570.2300	27.00	14.71	41.71	54.00	-12.29	AVG	
2	11570.5750	38.98	14.71	53.69	74.00	-20.31	Peak	

REMARKS:

- (1) Measurement Value = Reading Level + Correct Factor.
- (2) Margin Level = Measurement Value - Limit Value.

Test Mode	UNII-3_TX A Mode 5785 MHz	Polarization	Horizontal
-----------	---------------------------	--------------	------------

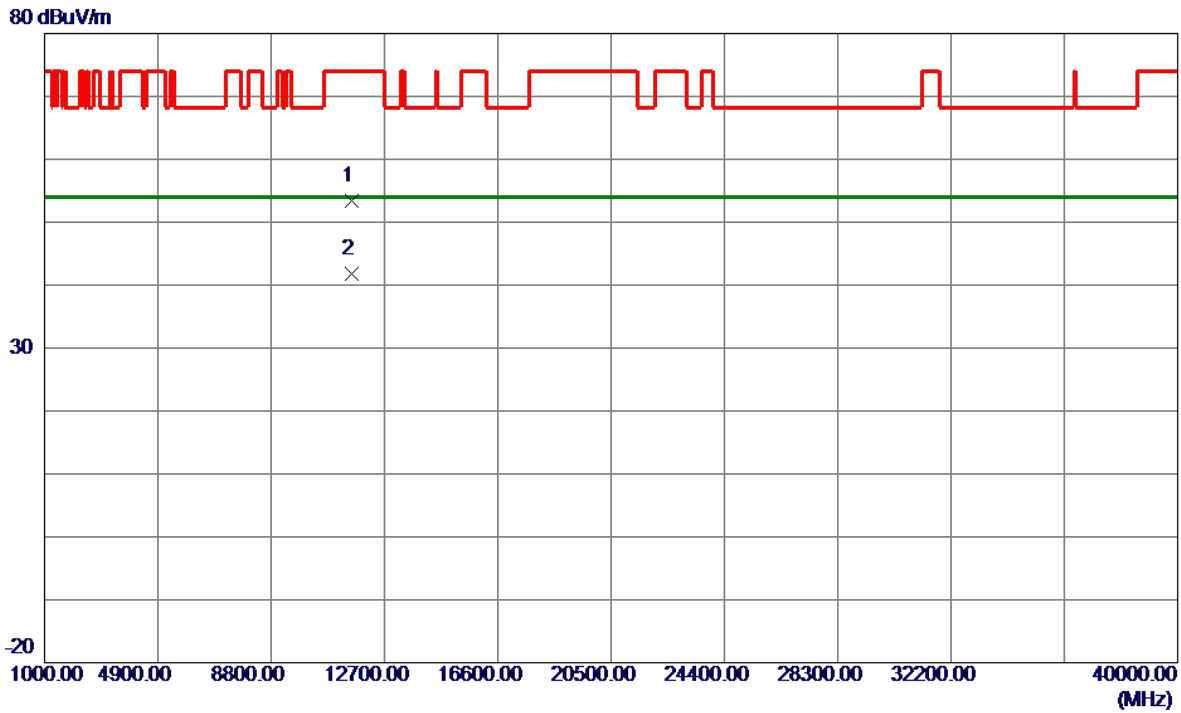


No.	Freq. MHz	Reading Level dBuV/m	Correct Factor dB	Measure ment dBuV/m	Limit dBuV/m	Margin dB	Detector	Comment
1 *	5783.6000	91.76	16.83	108.59	122.20	-13.61	Peak	No Limit

REMARKS:

- (1) Measurement Value = Reading Level + Correct Factor.
- (2) Margin Level = Measurement Value - Limit Value.

Test Mode	UNII-3_TX A Mode 5785 MHz	Polarization	Horizontal
-----------	---------------------------	--------------	------------

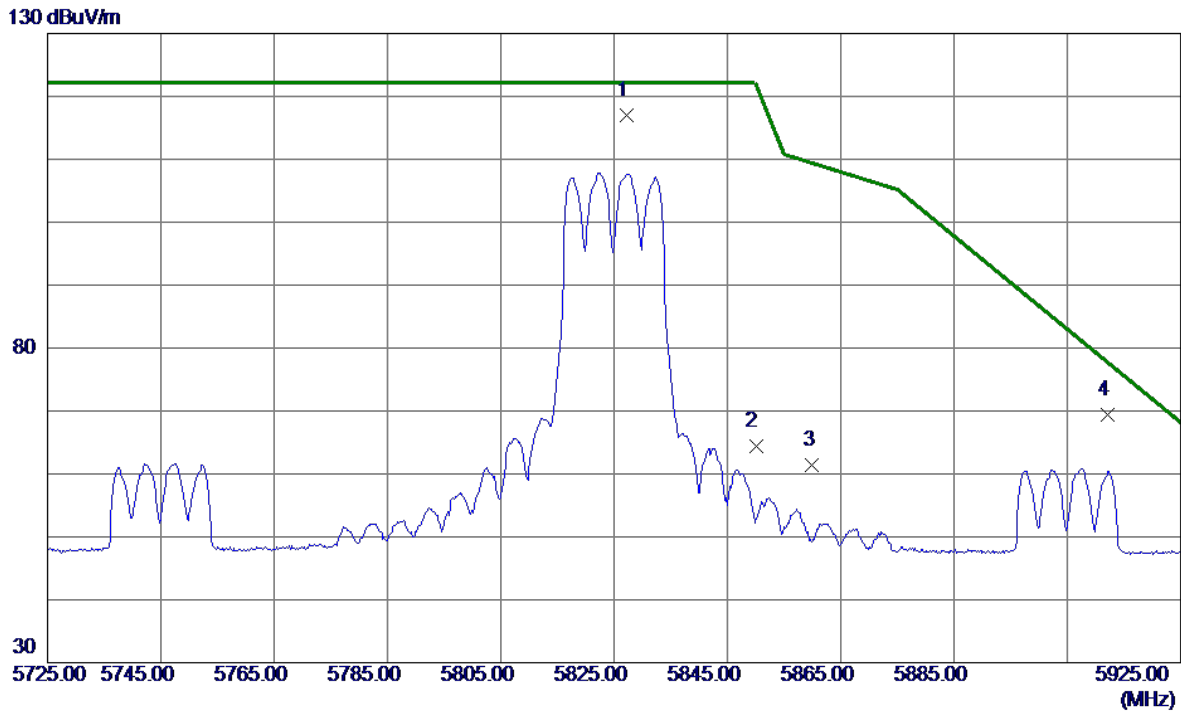


No.	Freq. MHz	Reading Level dBuV/m	Correct Factor dB	Measure ment dBuV/m	Limit dBuV/m	Margin dB	Detector	Comment
1	11568.9850	38.66	14.71	53.37	74.00	-20.63	Peak	
2 *	11572.4349	27.09	14.72	41.81	54.00	-12.19	AVG	

REMARKS:

- (1) Measurement Value = Reading Level + Correct Factor.
- (2) Margin Level = Measurement Value - Limit Value.

Test Mode	UNII-3_TX A Mode 5825 MHz	Polarization	Vertical
-----------	---------------------------	--------------	----------

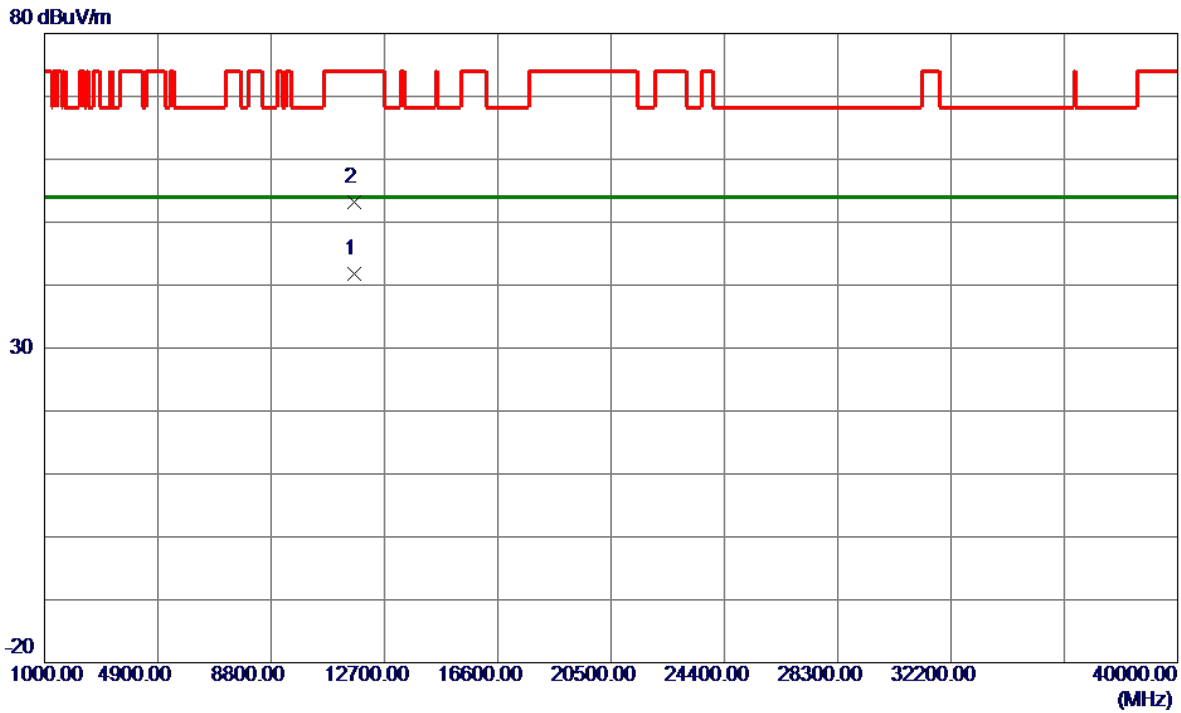


No.	Freq. MHz	Reading Level dBuV/m	Correct Factor dB	Measure ment dBuV/m	Limit dBuV/m	Margin dB	Detector	Comment
1 *	5827.2000	100.24	16.86	117.10	122.20	-5.10	Peak	No Limit
2	5850.0000	47.49	16.87	64.36	122.20	-57.84	Peak	
3	5860.0000	44.46	16.88	61.34	109.40	-48.06	Peak	
4	5912.2000	52.54	16.91	69.45	77.67	-8.22	Peak	

REMARKS:

- (1) Measurement Value = Reading Level + Correct Factor.
- (2) Margin Level = Measurement Value - Limit Value.

Test Mode	UNII-3_TX A Mode 5825 MHz	Polarization	Vertical
-----------	---------------------------	--------------	----------

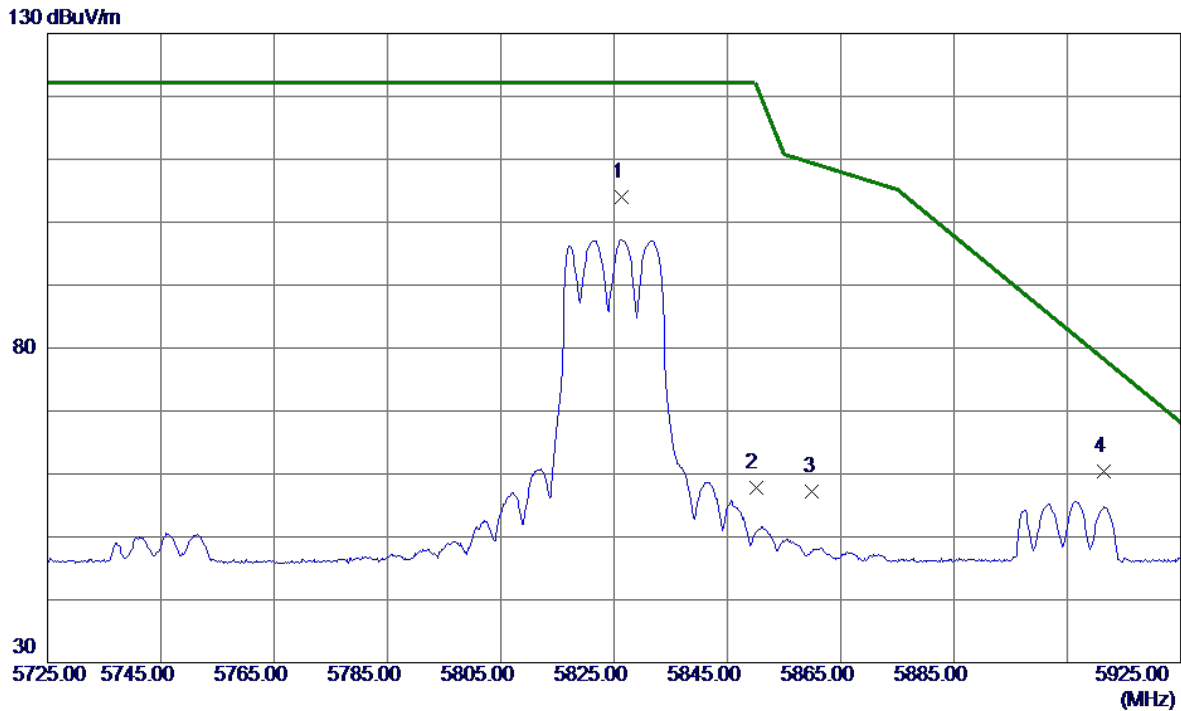


No.	Freq. MHz	Reading Level dBuV/m	Correct Factor dB	Measure ment dBuV/m	Limit dBuV/m	Margin dB	Detector	Comment
1 *	11647.7699	27.07	14.78	41.85	54.00	-12.15	AVG	
2	11650.5800	38.35	14.78	53.13	74.00	-20.87	Peak	

REMARKS:

- (1) Measurement Value = Reading Level + Correct Factor.
- (2) Margin Level = Measurement Value - Limit Value.

Test Mode	UNII-3_TX A Mode 5825 MHz	Polarization	Horizontal
-----------	---------------------------	--------------	------------

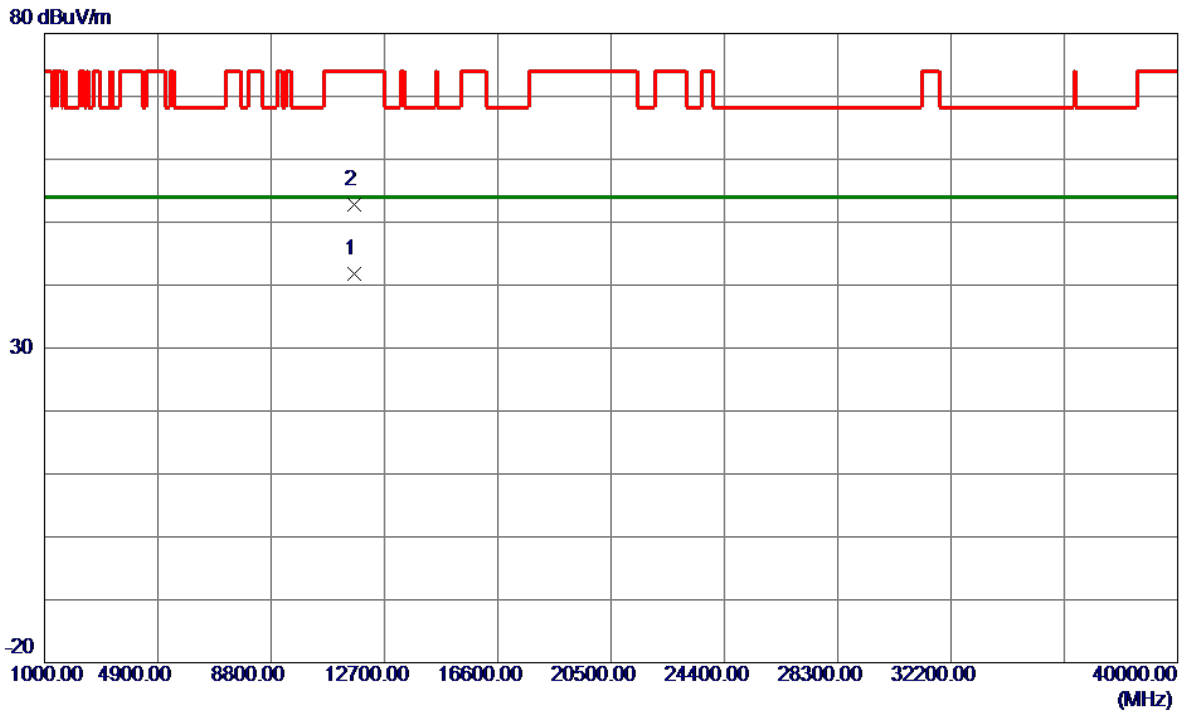


No.	Freq. MHz	Reading Level dBuV/m	Correct Factor dB	Measure ment dBuV/m	Limit dBuV/m	Margin dB	Detector	Comment
1	5826.4000	87.09	16.86	103.95	122.20	-18.25	Peak	No Limit
2	5850.0000	40.93	16.87	57.80	122.20	-64.40	Peak	
3	5860.0000	40.40	16.88	57.28	109.40	-52.12	Peak	
4 *	5911.4000	43.58	16.91	60.49	78.26	-17.77	Peak	

REMARKS:

- (1) Measurement Value = Reading Level + Correct Factor.
- (2) Margin Level = Measurement Value - Limit Value.

Test Mode	UNII-3_TX A Mode 5825 MHz	Polarization	Horizontal
-----------	---------------------------	--------------	------------

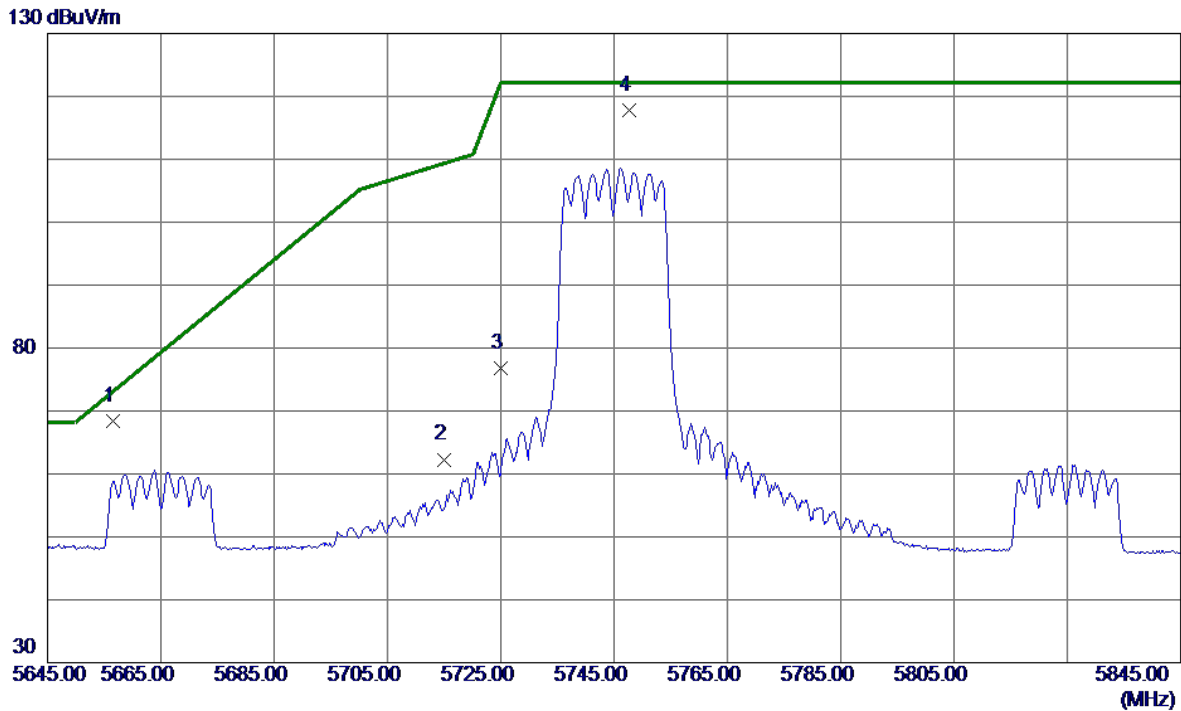


No.	Freq. MHz	Reading Level dBuV/m	Correct Factor dB	Measure ment dBuV/m	Limit dBuV/m	Margin dB	Detector	Comment
1 *	11648.3099	27.03	14.78	41.81	54.00	-12.19	AVG	
2	11650.5250	38.06	14.78	52.84	74.00	-21.16	Peak	

REMARKS:

- (1) Measurement Value = Reading Level + Correct Factor.
- (2) Margin Level = Measurement Value - Limit Value.

Test Mode	UNII-3_TX N(HT20) Mode 5745 MHz	Polarization	Vertical
-----------	---------------------------------	--------------	----------

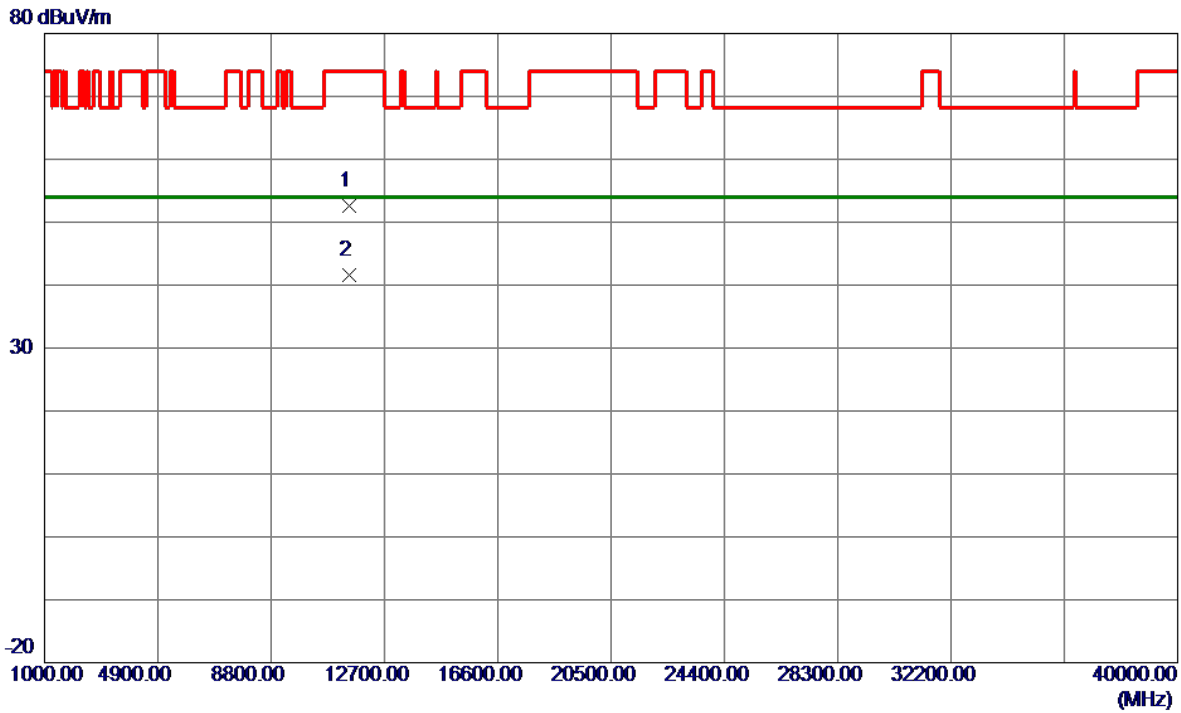


No.	Freq. MHz	Reading Level dBuV/m	Correct Factor dB	Measure ment dBuV/m	Limit dBuV/m	Margin dB	Detector	Comment
1	5656.6000	51.68	16.76	68.44	73.08	-4.64	Peak	
2	5715.0000	45.51	16.79	62.30	109.40	-47.10	Peak	
3	5725.0000	59.94	16.80	76.74	122.20	-45.46	Peak	
4 *	5747.6000	101.06	16.81	117.87	122.20	-4.33	Peak	No Limit

REMARKS:

- (1) Measurement Value = Reading Level + Correct Factor.
- (2) Margin Level = Measurement Value - Limit Value.

Test Mode	UNII-3_TX N(HT20) Mode 5745 MHz	Polarization	Vertical
-----------	---------------------------------	--------------	----------

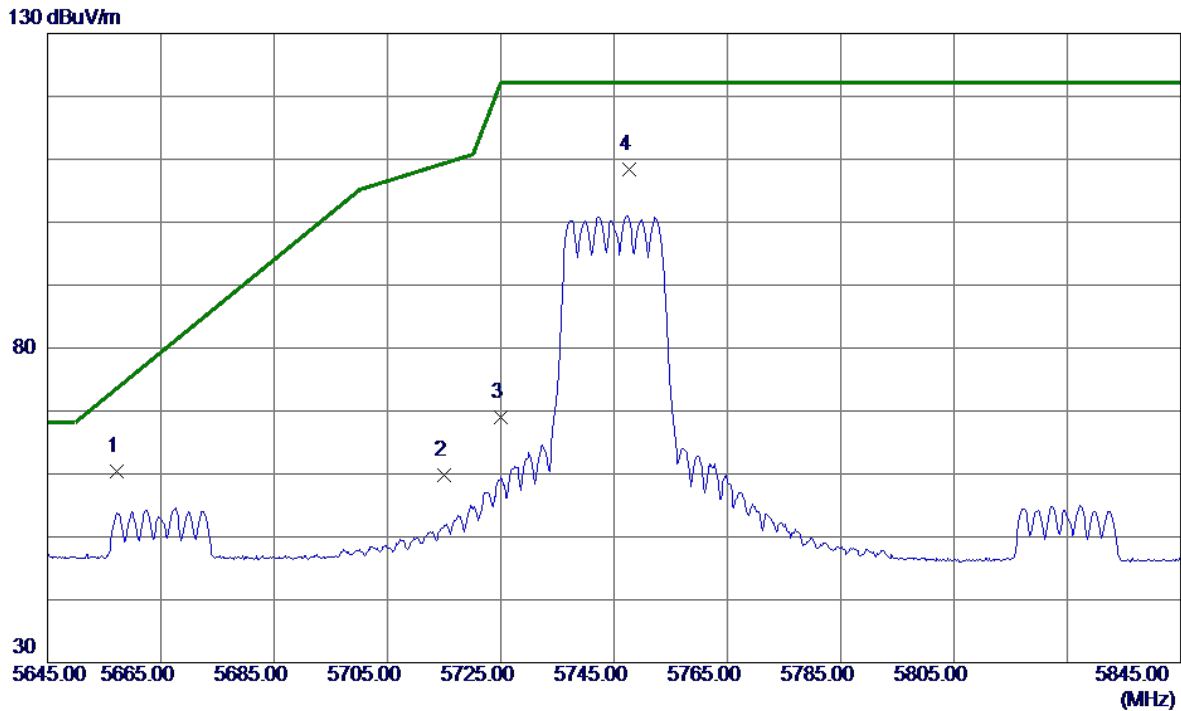


No.	Freq. MHz	Reading Level dBuV/m	Correct Factor dB	Measure ment dBuV/m	Limit dBuV/m	Margin dB	Detector	Comment
1	11487.5500	38.00	14.63	52.63	74.00	-21.37	Peak	
2 *	11491.7250	26.90	14.64	41.54	54.00	-12.46	AVG	

REMARKS:

- (1) Measurement Value = Reading Level + Correct Factor.
- (2) Margin Level = Measurement Value - Limit Value.

Test Mode	UNII-3_TX N(HT20) Mode 5745 MHz	Polarization	Horizontal
-----------	---------------------------------	--------------	------------

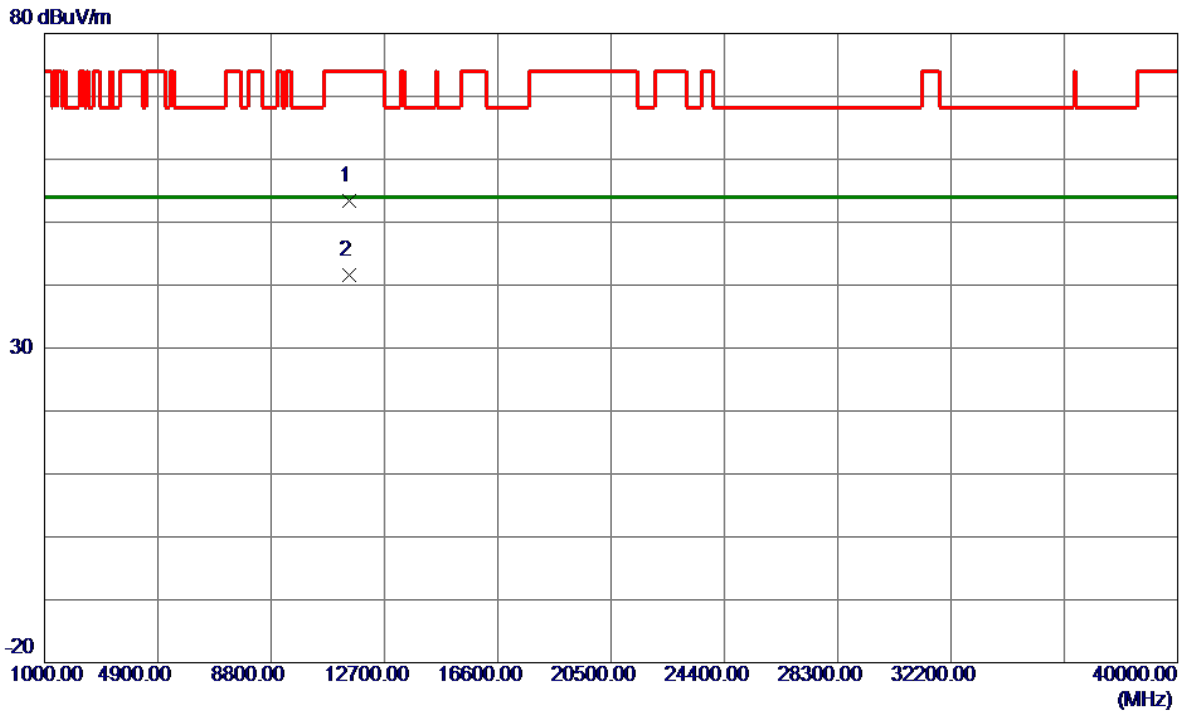


No.	Freq. MHz	Reading Level dBuV/m	Correct Factor dB	Measure ment dBuV/m	Limit dBuV/m	Margin dB	Detector	Comment
1 *	5657.2000	43.70	16.76	60.46	73.53	-13.07	Peak	
2	5715.0000	43.00	16.79	59.79	109.40	-49.61	Peak	
3	5725.0000	52.21	16.80	69.01	122.20	-53.19	Peak	
4	5747.6000	91.51	16.81	108.32	122.20	-13.88	Peak	No Limit

REMARKS:

- (1) Measurement Value = Reading Level + Correct Factor.
- (2) Margin Level = Measurement Value - Limit Value.

Test Mode	UNII-3_TX N(HT20) Mode 5745 MHz	Polarization	Horizontal
-----------	---------------------------------	--------------	------------

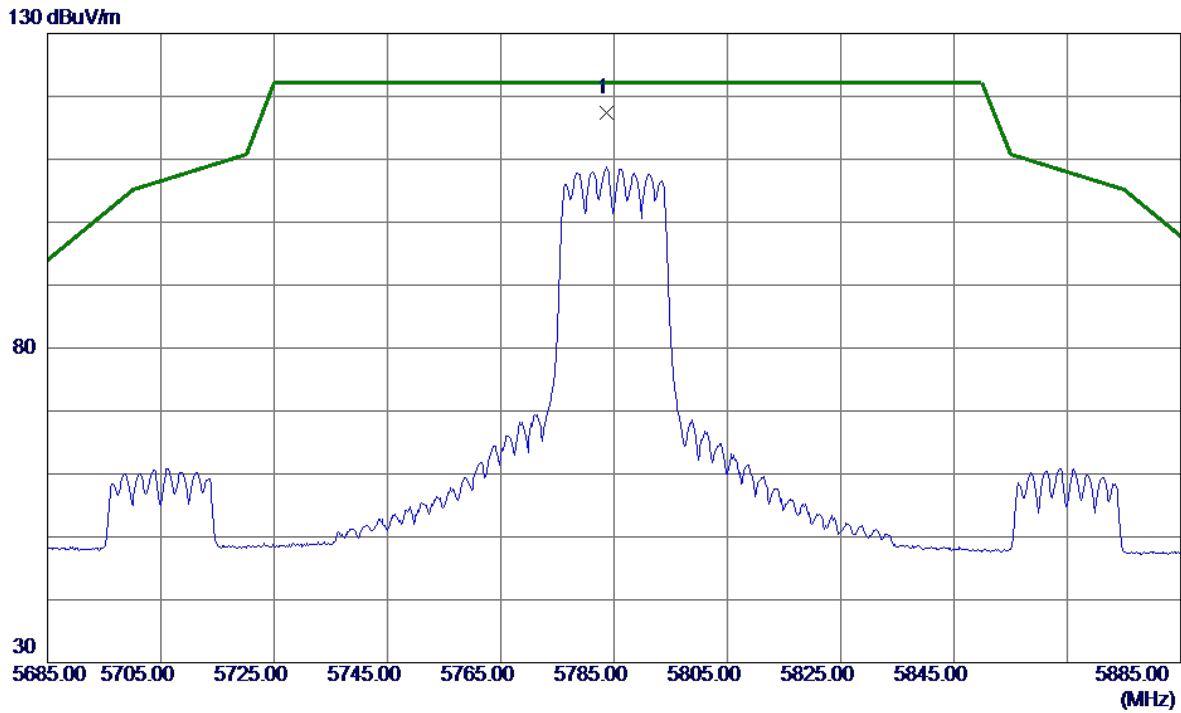


No.	Freq. MHz	Reading Level dBuV/m	Correct Factor dB	Measure ment dBuV/m	Limit dBuV/m	Margin dB	Detector	Comment
1	11490.5000	38.69	14.64	53.33	74.00	-20.67	Peak	
2 *	11491.8600	26.89	14.64	41.53	54.00	-12.47	AVG	

REMARKS:

- (1) Measurement Value = Reading Level + Correct Factor.
- (2) Margin Level = Measurement Value - Limit Value.

Test Mode	UNII-3_TX N(HT20) Mode 5785 MHz	Polarization	Vertical
-----------	---------------------------------	--------------	----------

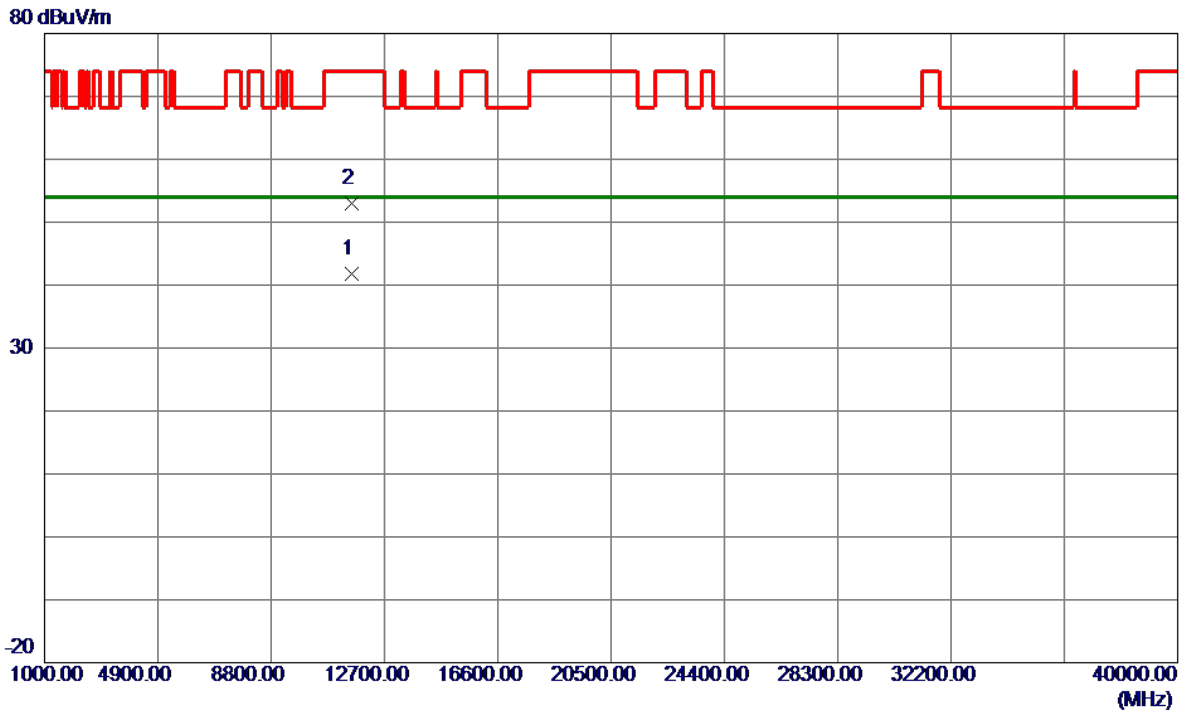


No.	Freq. MHz	Reading Level dBuV/m	Correct Factor dB	Measure ment dBuV/m	Limit dBuV/m	Margin dB	Detector	Comment
1 *	5783.6000	100.61	16.83	117.44	122.20	-4.76	Peak	No Limit

REMARKS:

- (1) Measurement Value = Reading Level + Correct Factor.
- (2) Margin Level = Measurement Value - Limit Value.

Test Mode	UNII-3_TX N(HT20) Mode 5785 MHz	Polarization	Vertical
-----------	---------------------------------	--------------	----------

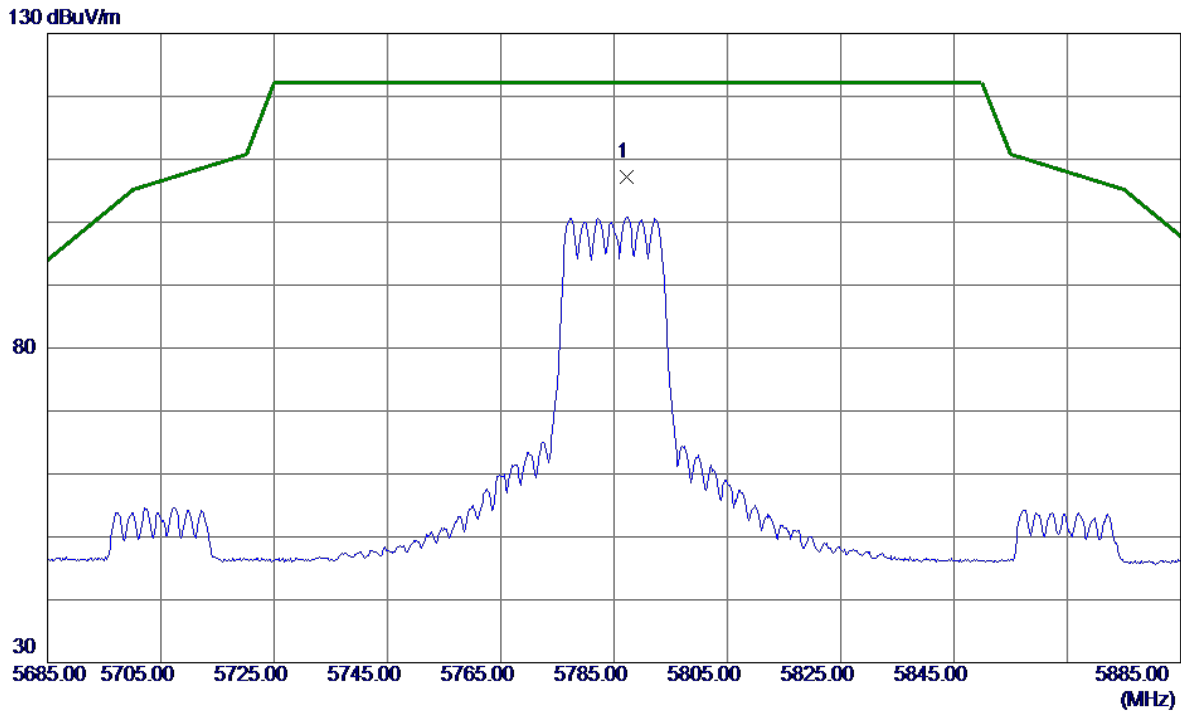


No.	Freq. MHz	Reading Level dBuV/m	Correct Factor dB	Measure ment dBuV/m	Limit dBuV/m	Margin dB	Detector	Comment
1 *	11568.1750	27.00	14.71	41.71	54.00	-12.29	AVG	
2	11570.8050	38.36	14.71	53.07	74.00	-20.93	Peak	

REMARKS:

- (1) Measurement Value = Reading Level + Correct Factor.
- (2) Margin Level = Measurement Value - Limit Value.

Test Mode	UNII-3_TX N(HT20) Mode 5785 MHz	Polarization	Horizontal
-----------	---------------------------------	--------------	------------

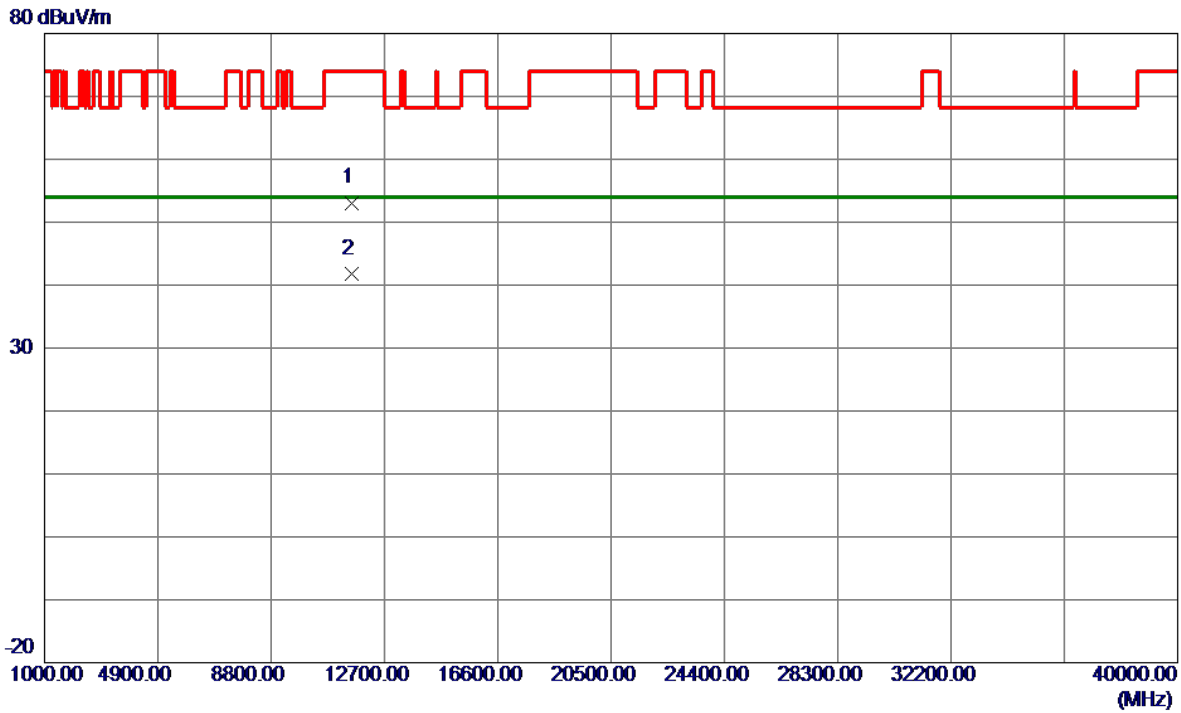


No.	Freq. MHz	Reading Level dBuV/m	Correct Factor dB	Measure ment dBuV/m	Limit dBuV/m	Margin dB	Detector	Comment
1 *	5787.2000	90.43	16.83	107.26	122.20	-14.94	Peak	No Limit

REMARKS:

- (1) Measurement Value = Reading Level + Correct Factor.
- (2) Margin Level = Measurement Value - Limit Value.

Test Mode	UNII-3_TX N(HT20) Mode 5785 MHz	Polarization	Horizontal
-----------	---------------------------------	--------------	------------

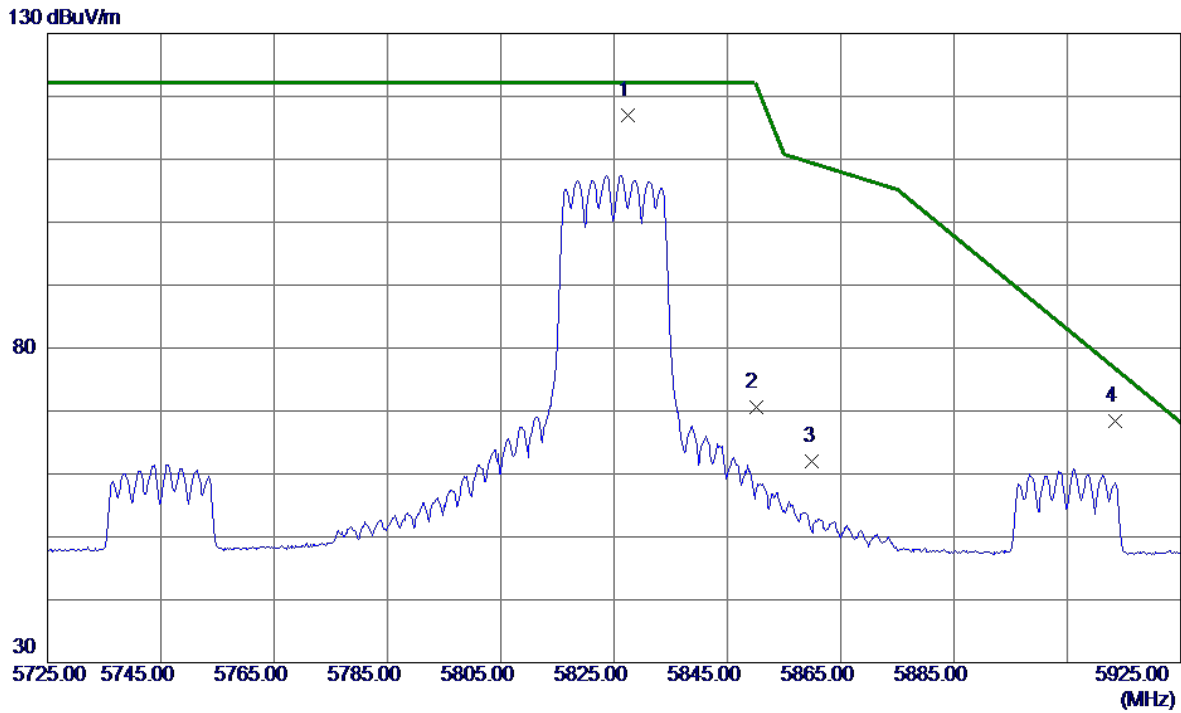


No.	Freq. MHz	Reading Level dBuV/m	Correct Factor dB	Measure ment dBuV/m	Limit dBuV/m	Margin dB	Detector	Comment
1	11567.5450	38.39	14.71	53.10	74.00	-20.90	Peak	
2 *	11569.1650	27.09	14.71	41.80	54.00	-12.20	AVG	

REMARKS:

- (1) Measurement Value = Reading Level + Correct Factor.
- (2) Margin Level = Measurement Value - Limit Value.

Test Mode	UNII-3_TX N(HT20) Mode 5825 MHz	Polarization	Vertical
-----------	---------------------------------	--------------	----------

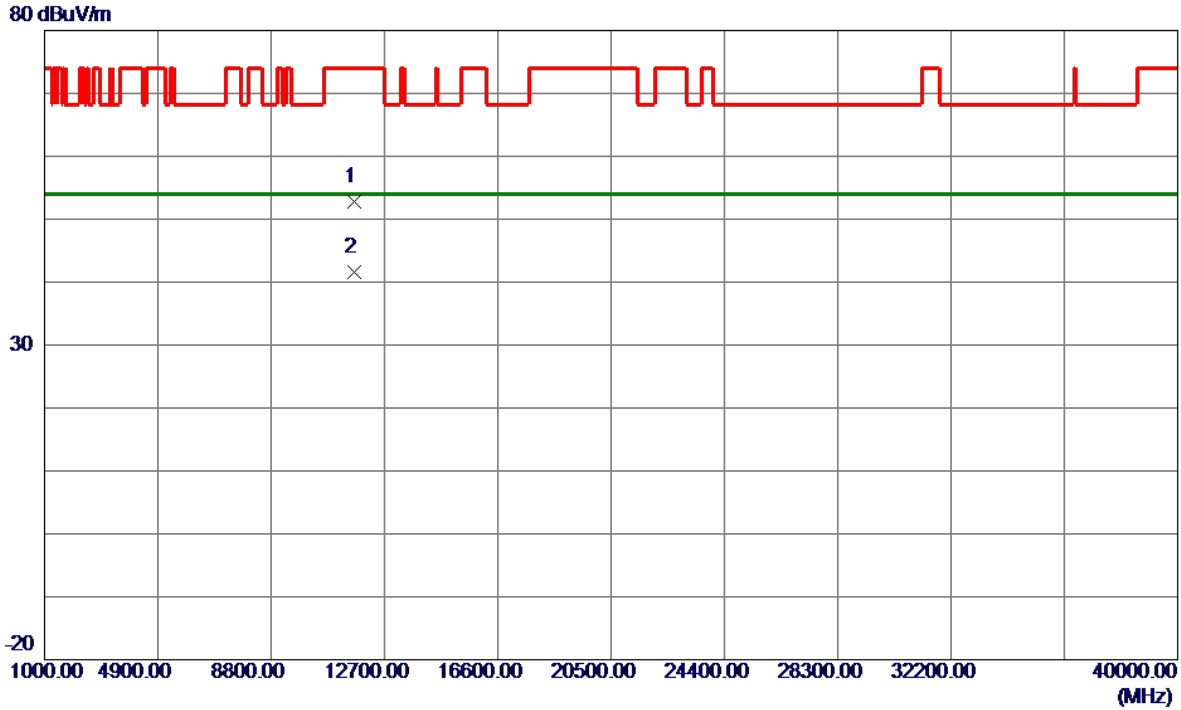


No.	Freq. MHz	Reading Level dBuV/m	Correct Factor dB	Measure ment dBuV/m	Limit dBuV/m	Margin dB	Detector	Comment
1 *	5827.4000	100.05	16.86	116.91	122.20	-5.29	Peak	No Limit
2	5850.0000	53.74	16.87	70.61	122.20	-51.59	Peak	
3	5860.0000	45.15	16.88	62.03	109.40	-47.37	Peak	
4	5913.4000	51.51	16.91	68.42	76.78	-8.36	Peak	

REMARKS:

- (1) Measurement Value = Reading Level + Correct Factor.
- (2) Margin Level = Measurement Value - Limit Value.

Test Mode	UNII-3_TX N(HT20) Mode 5825 MHz	Polarization	Vertical
-----------	---------------------------------	--------------	----------

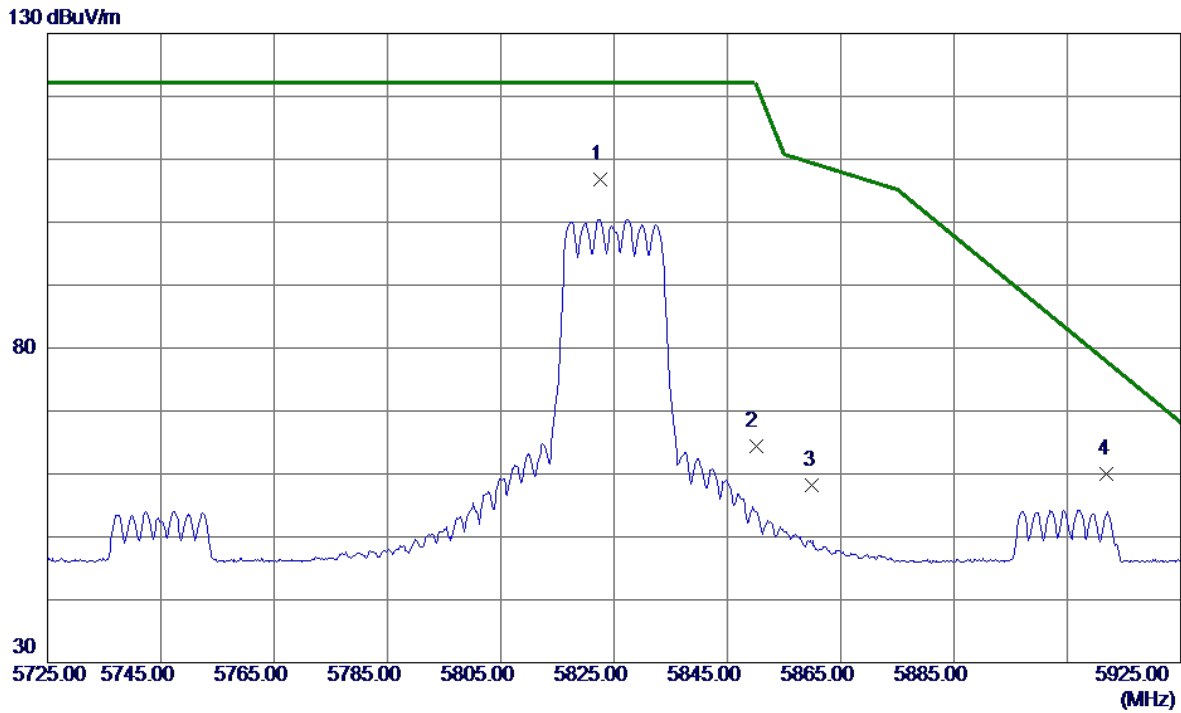


No.	Freq. MHz	Reading Level dBuV/m	Correct Factor dB	Measure ment dBuV/m	Limit dBuV/m	Margin dB	Detector	Comment
1	11647.6600	38.09	14.78	52.87	74.00	-21.13	Peak	
2 *	11650.5900	26.90	14.78	41.68	54.00	-12.32	AVG	

REMARKS:

- (1) Measurement Value = Reading Level + Correct Factor.
- (2) Margin Level = Measurement Value - Limit Value.

Test Mode	UNII-3_TX N(HT20) Mode 5825 MHz	Polarization	Horizontal
-----------	---------------------------------	--------------	------------

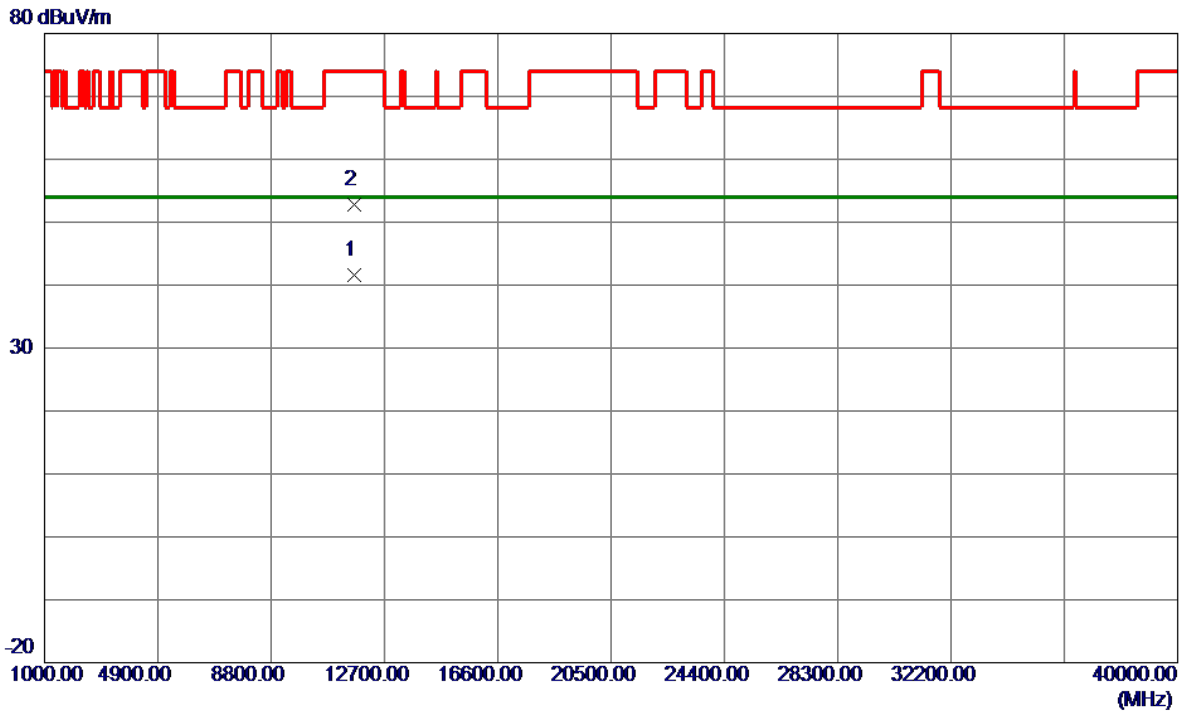


No.	Freq. MHz	Reading Level dBuV/m	Correct Factor dB	Measure ment dBuV/m	Limit dBuV/m	Margin dB	Detector	Comment
1 *	5822.6000	90.01	16.86	106.87	122.20	-15.33	Peak	No Limit
2	5850.0000	47.50	16.87	64.37	122.20	-57.83	Peak	
3	5860.0000	41.36	16.88	58.24	109.40	-51.16	Peak	
4	5912.0000	43.02	16.91	59.93	77.82	-17.89	Peak	

REMARKS:

- (1) Measurement Value = Reading Level + Correct Factor.
- (2) Margin Level = Measurement Value - Limit Value.

Test Mode	UNII-3_TX N(HT20) Mode 5825 MHz	Polarization	Horizontal
-----------	---------------------------------	--------------	------------

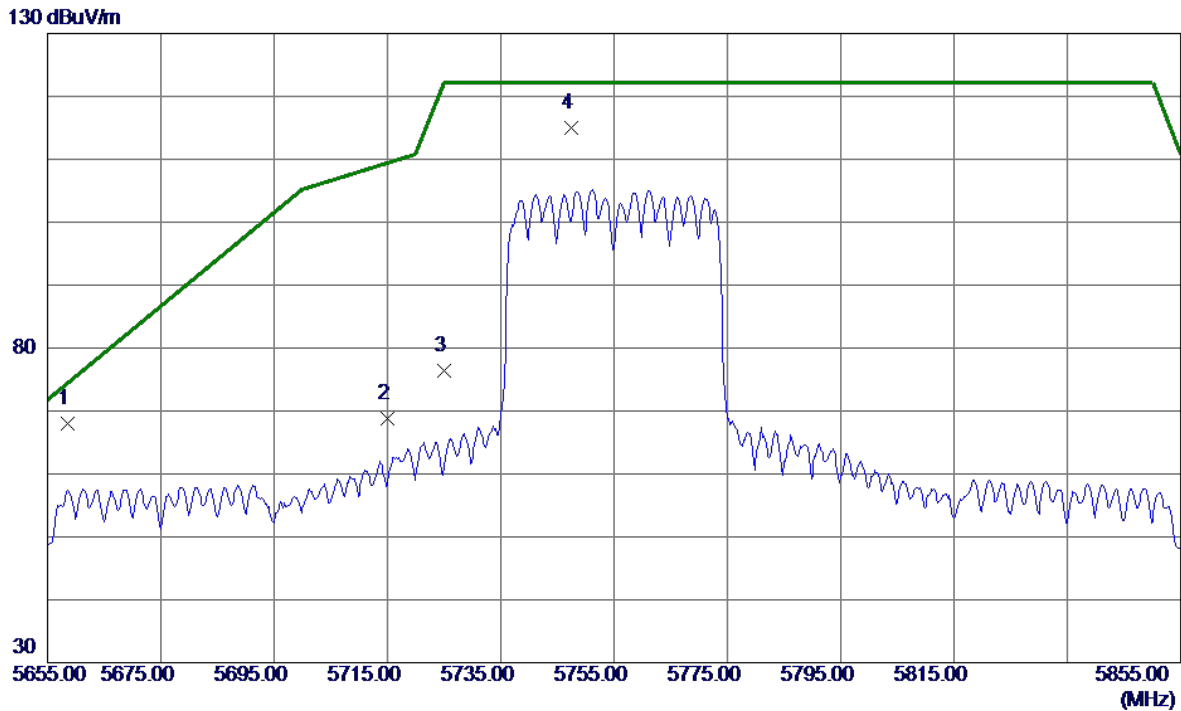


No.	Freq. MHz	Reading Level dBuV/m	Correct Factor dB	Measure ment dBuV/m	Limit dBuV/m	Margin dB	Detector	Comment
1 *	11649.0199	26.88	14.78	41.66	54.00	-12.34	AVG	
2	11652.3700	37.95	14.78	52.73	74.00	-21.27	Peak	

REMARKS:

- (1) Measurement Value = Reading Level + Correct Factor.
- (2) Margin Level = Measurement Value - Limit Value.

Test Mode	UNII-3_TX N(HT40) Mode 5755 MHz	Polarization	Vertical
-----------	---------------------------------	--------------	----------

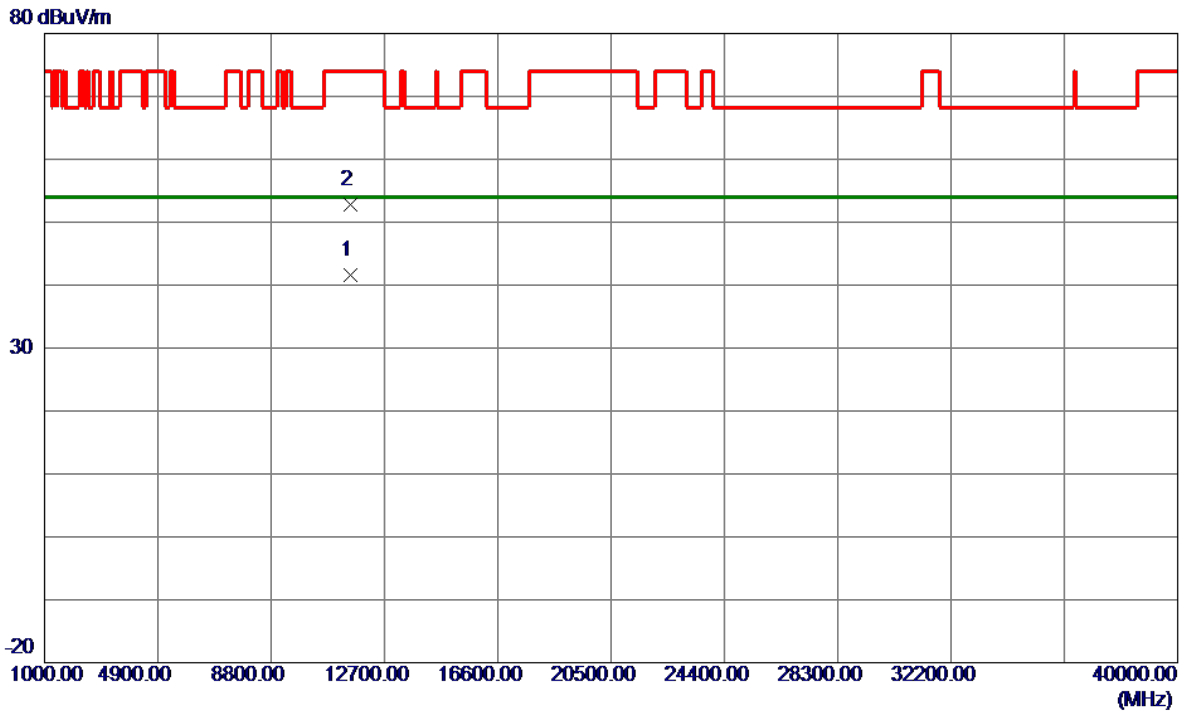


No.	Freq. MHz	Reading Level dBuV/m	Correct Factor dB	Measure ment dBuV/m	Limit dBuV/m	Margin dB	Detector	Comment
1 *	5658.6000	51.33	16.76	68.09	74.56	-6.47	Peak	
2	5715.0000	52.07	16.79	68.86	109.40	-40.54	Peak	
3	5725.0000	59.51	16.80	76.31	122.20	-45.89	Peak	
4	5747.4000	98.14	16.81	114.95	122.20	-7.25	Peak	No Limit

REMARKS:

- (1) Measurement Value = Reading Level + Correct Factor.
- (2) Margin Level = Measurement Value - Limit Value.

Test Mode	UNII-3_TX N(HT40) Mode 5755 MHz	Polarization	Vertical
-----------	---------------------------------	--------------	----------

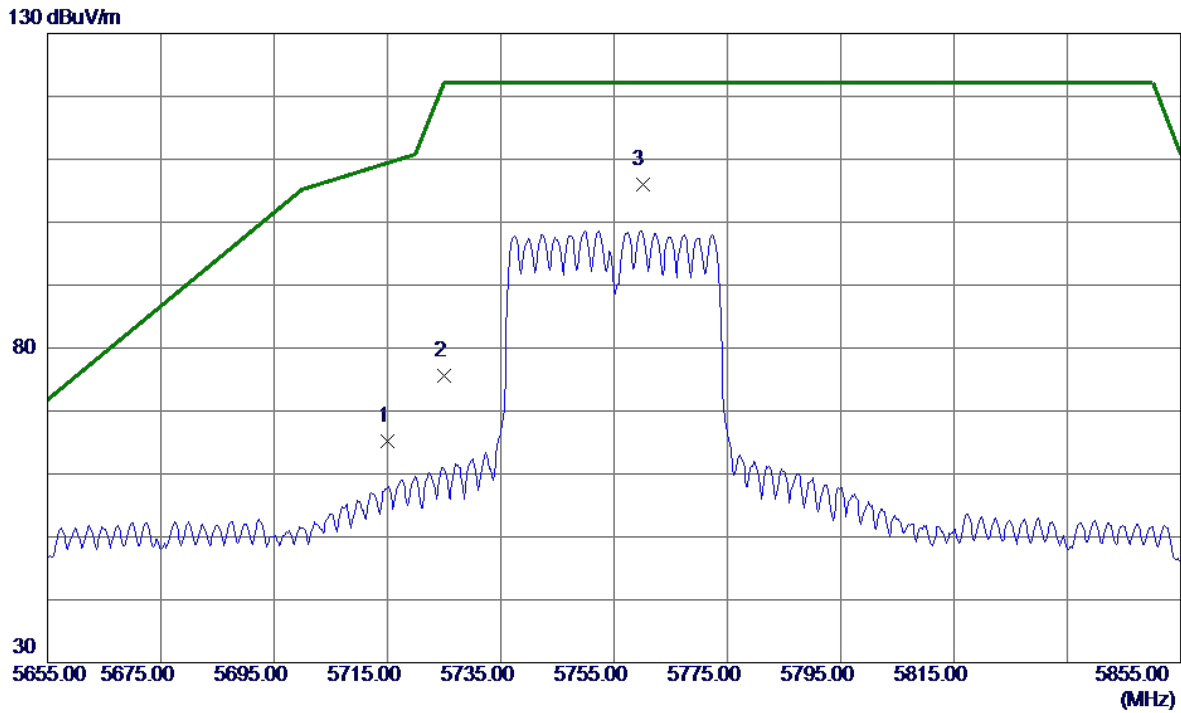


No.	Freq. MHz	Reading Level dBuV/m	Correct Factor dB	Measure ment dBuV/m	Limit dBuV/m	Margin dB	Detector	Comment
1 *	11508.7150	26.87	14.66	41.53	54.00	-12.47	AVG	
2	11509.5050	38.21	14.66	52.87	74.00	-21.13	Peak	

REMARKS:

- (1) Measurement Value = Reading Level + Correct Factor.
- (2) Margin Level = Measurement Value - Limit Value.

Test Mode	UNII-3_TX N(HT40) Mode 5755 MHz	Polarization	Horizontal
-----------	---------------------------------	--------------	------------

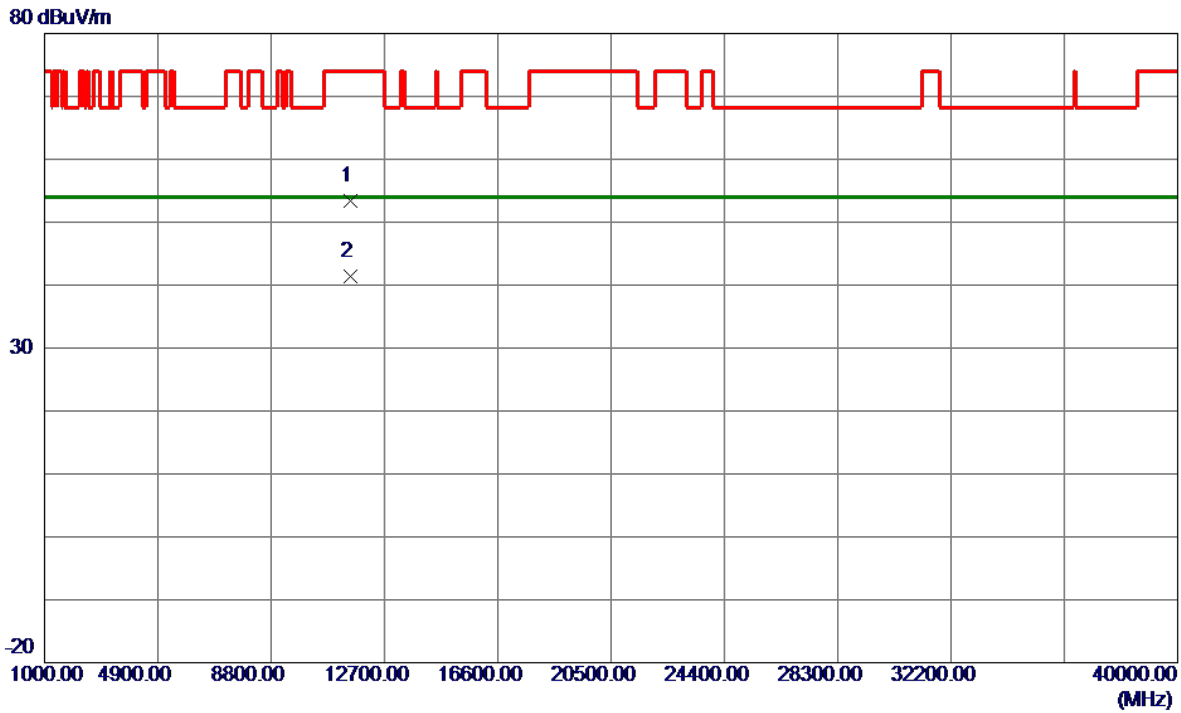


No.	Freq. MHz	Reading Level dBuV/m	Correct Factor dB	Measure ment dBuV/m	Limit dBuV/m	Margin dB	Detector	Comment
1	5715.0000	48.37	16.79	65.16	109.40	-44.24	Peak	
2	5725.0000	58.81	16.80	75.61	122.20	-46.59	Peak	
3 *	5760.0000	89.15	16.82	105.97	122.20	-16.23	Peak	No Limit

REMARKS:

- (1) Measurement Value = Reading Level + Correct Factor.
- (2) Margin Level = Measurement Value - Limit Value.

Test Mode	UNII-3_TX N(HT40) Mode 5755 MHz	Polarization	Horizontal
-----------	---------------------------------	--------------	------------

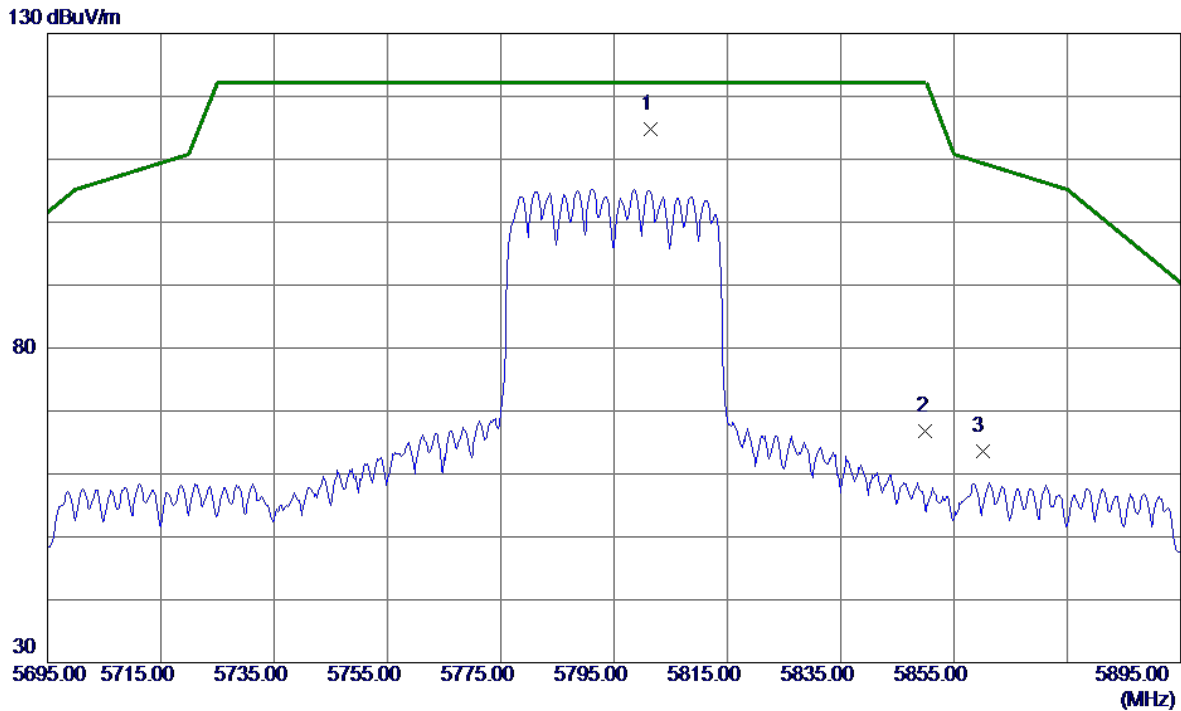


No.	Freq. MHz	Reading Level dBuV/m	Correct Factor dB	Measure ment dBuV/m	Limit dBuV/m	Margin dB	Detector	Comment
1	11508.7699	38.74	14.66	53.40	74.00	-20.60	Peak	
2 *	11510.3550	26.83	14.66	41.49	54.00	-12.51	AVG	

REMARKS:

- (1) Measurement Value = Reading Level + Correct Factor.
- (2) Margin Level = Measurement Value - Limit Value.

Test Mode	UNII-3_TX N(HT40) Mode 5795 MHz	Polarization	Vertical
-----------	---------------------------------	--------------	----------

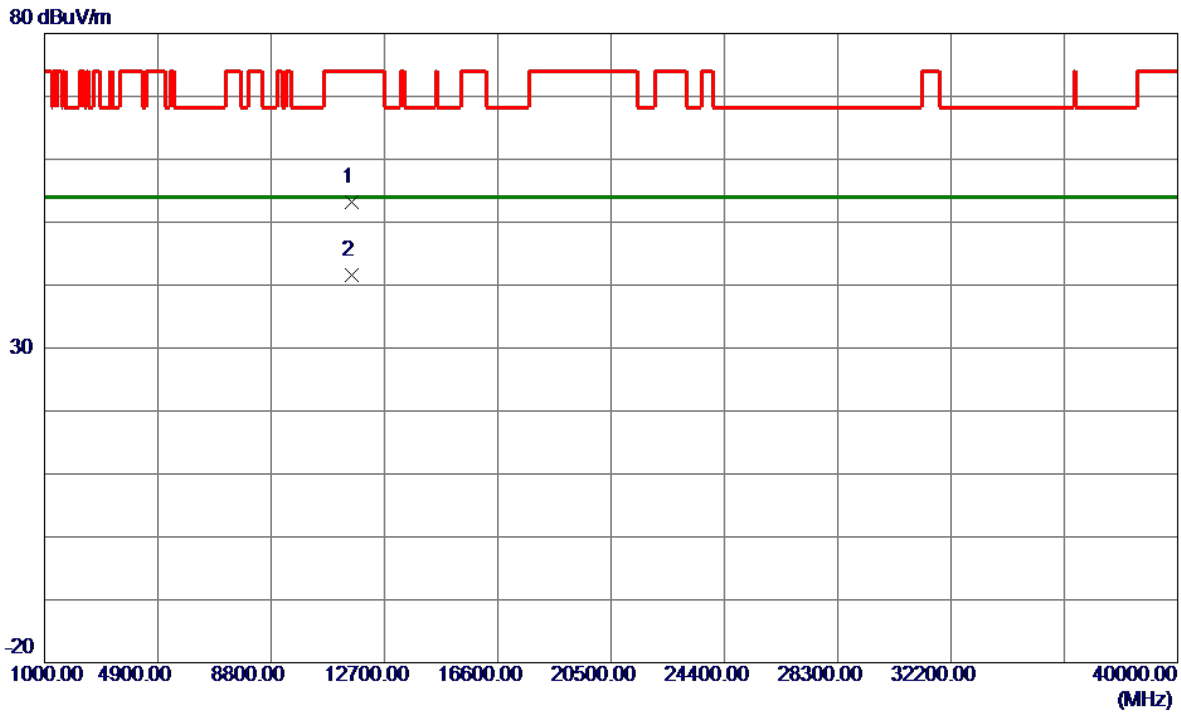


No.	Freq. MHz	Reading Level dBuV/m	Correct Factor dB	Measure ment dBuV/m	Limit dBuV/m	Margin dB	Detector	Comment
1 *	5801.4000	98.05	16.84	114.89	122.20	-7.31	Peak	No Limit
2	5850.0000	49.94	16.87	66.81	122.20	-55.39	Peak	
3	5860.0000	46.81	16.88	63.69	109.40	-45.71	Peak	

REMARKS:

- (1) Measurement Value = Reading Level + Correct Factor.
- (2) Margin Level = Measurement Value - Limit Value.

Test Mode	UNII-3_TX N(HT40) Mode 5795 MHz	Polarization	Vertical
-----------	---------------------------------	--------------	----------

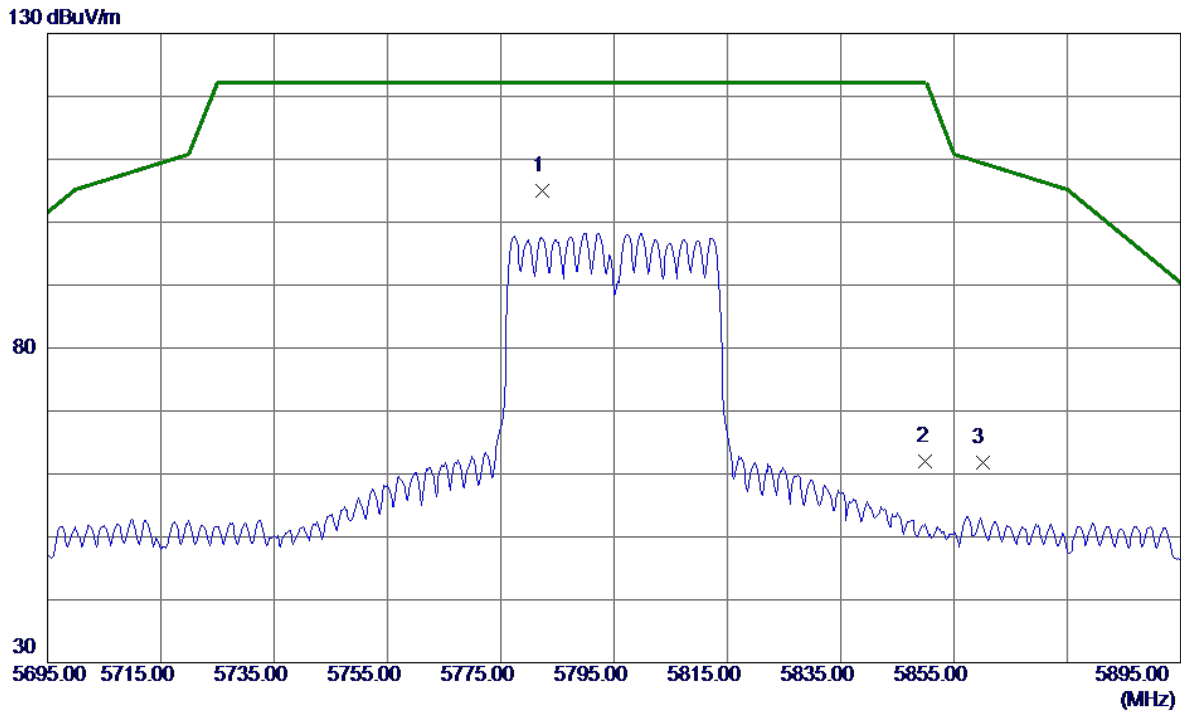


No.	Freq. MHz	Reading Level dBuV/m	Correct Factor dB	Measure ment dBuV/m	Limit dBuV/m	Margin dB	Detector	Comment
1	11588.7350	38.53	14.73	53.26	74.00	-20.74	Peak	
2 *	11589.9600	26.87	14.73	41.60	54.00	-12.40	AVG	

REMARKS:

- (1) Measurement Value = Reading Level + Correct Factor.
- (2) Margin Level = Measurement Value - Limit Value.

Test Mode	UNII-3_TX N(HT40) Mode 5795 MHz	Polarization	Horizontal
-----------	---------------------------------	--------------	------------

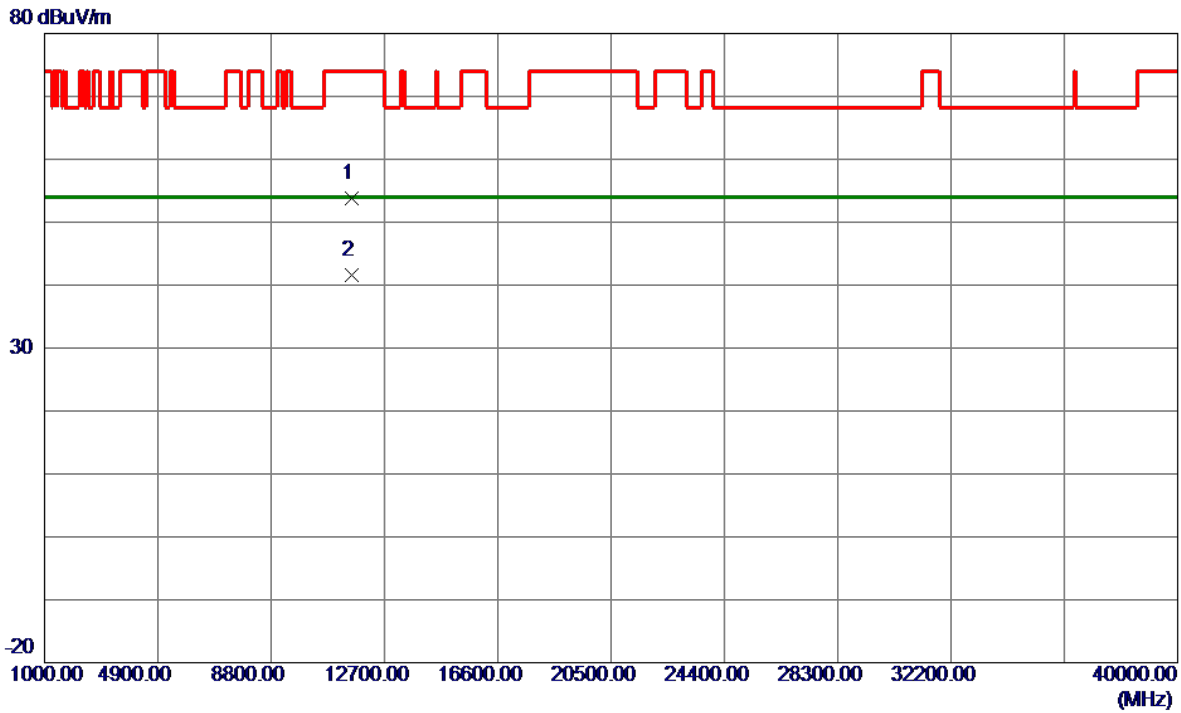


No.	Freq. MHz	Reading Level dBuV/m	Correct Factor dB	Measure ment dBuV/m	Limit dBuV/m	Margin dB	Detector	Comment
1 *	5782.4000	88.26	16.83	105.09	122.20	-17.11	Peak	No Limit
2	5850.0000	45.15	16.87	62.02	122.20	-60.18	Peak	
3	5860.0000	45.00	16.88	61.88	109.40	-47.52	Peak	

REMARKS:

- (1) Measurement Value = Reading Level + Correct Factor.
- (2) Margin Level = Measurement Value - Limit Value.

Test Mode	UNII-3_TX N(HT40) Mode 5795 MHz	Polarization	Horizontal
-----------	---------------------------------	--------------	------------

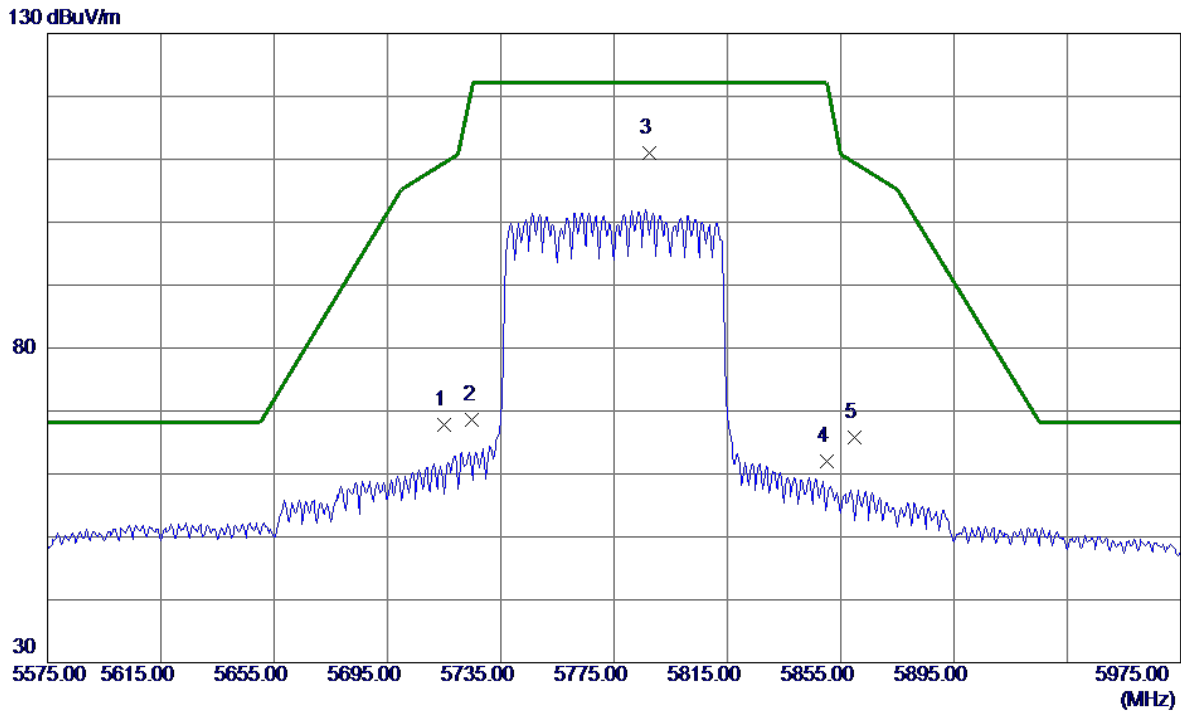


No.	Freq. MHz	Reading Level dBuV/m	Correct Factor dB	Measure ment dBuV/m	Limit dBuV/m	Margin dB	Detector	Comment
1	11589.2950	39.00	14.73	53.73	74.00	-20.27	Peak	
2 *	11590.9750	26.86	14.73	41.59	54.00	-12.41	AVG	

REMARKS:

- (1) Measurement Value = Reading Level + Correct Factor.
- (2) Margin Level = Measurement Value - Limit Value.

Test Mode	UNII-3_TX AC(VHT80) Mode 5775 MHz	Polarization	Vertical
-----------	-----------------------------------	--------------	----------

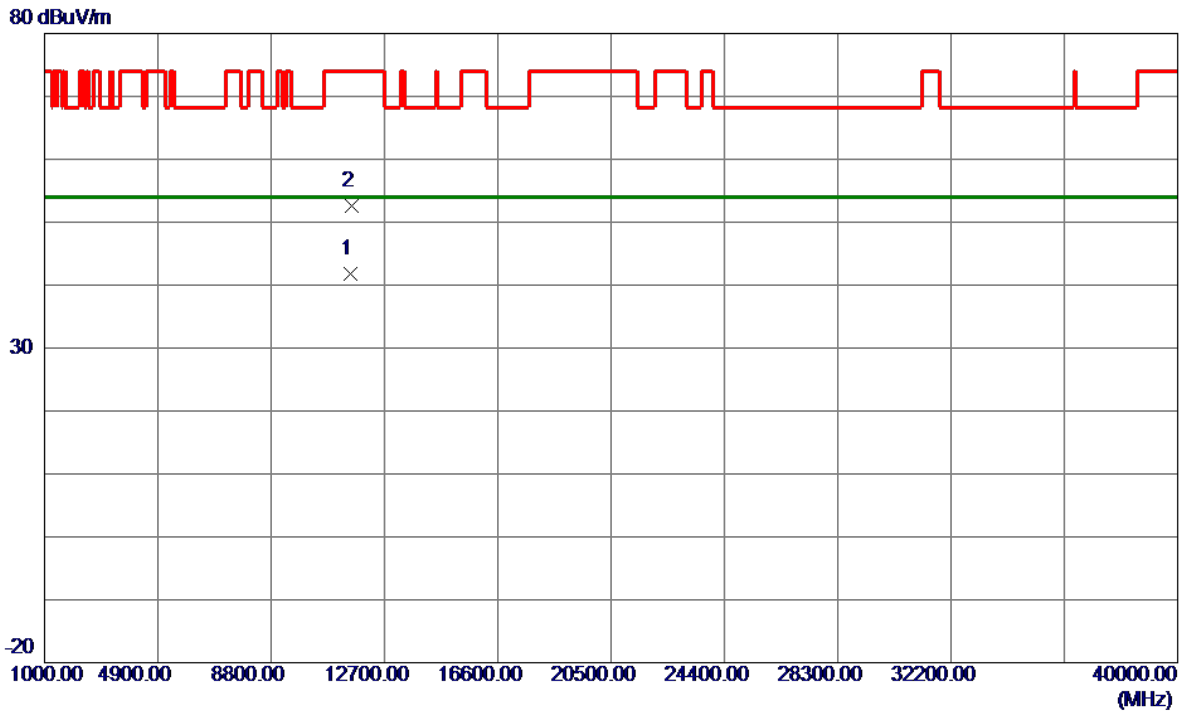


No.	Freq. MHz	Reading Level dBuV/m	Correct Factor dB	Measure ment dBuV/m	Limit dBuV/m	Margin dB	Detector	Comment
1	5715.0000	50.96	16.79	67.75	109.40	-41.65	Peak	
2	5725.0000	51.82	16.80	68.62	122.20	-53.58	Peak	
3 *	5787.4000	94.14	16.83	110.97	122.20	-11.23	Peak	No Limit
4	5850.0000	45.22	16.87	62.09	122.20	-60.11	Peak	
5	5860.0000	48.93	16.88	65.81	109.40	-43.59	Peak	

REMARKS:

- (1) Measurement Value = Reading Level + Correct Factor.
- (2) Margin Level = Measurement Value - Limit Value.

Test Mode	UNII-3_TX AC(VHT80) Mode 5775 MHz	Polarization	Vertical
-----------	-----------------------------------	--------------	----------

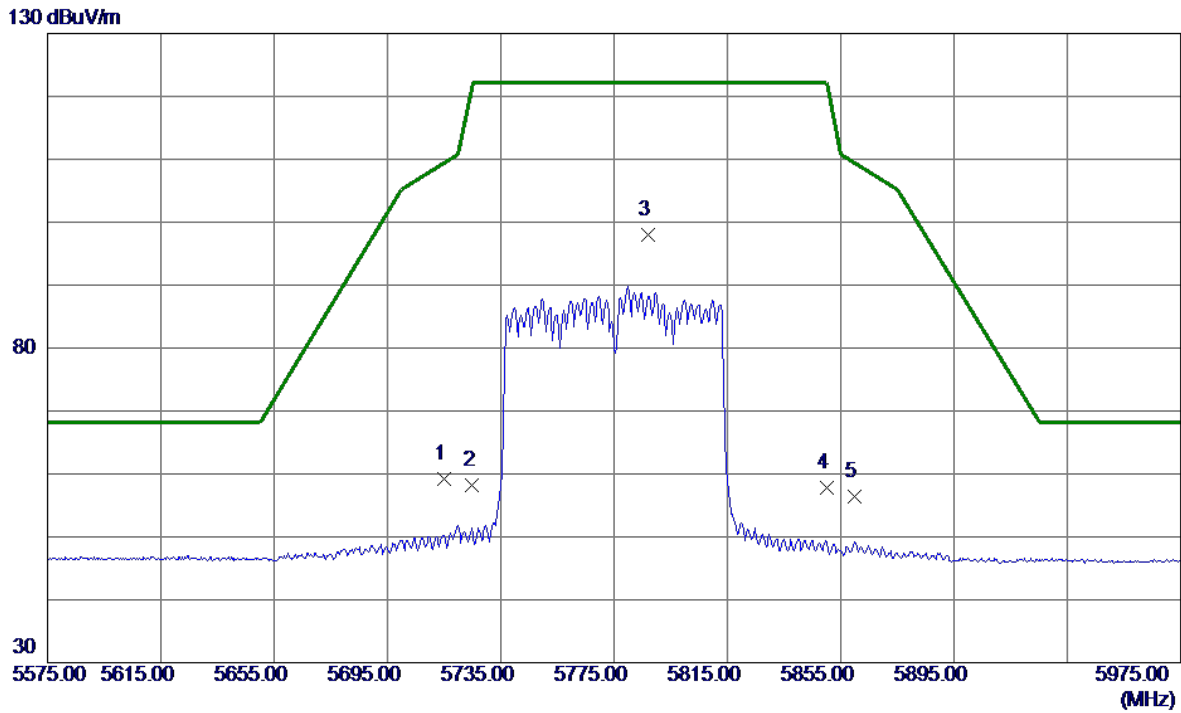


No.	Freq. MHz	Reading Level dBuV/m	Correct Factor dB	Measure ment dBuV/m	Limit dBuV/m	Margin dB	Detector	Comment
1 *	11550.7950	27.08	14.70	41.78	54.00	-12.22	AVG	
2	11552.3900	37.94	14.70	52.64	74.00	-21.36	Peak	

REMARKS:

- (1) Measurement Value = Reading Level + Correct Factor.
- (2) Margin Level = Measurement Value - Limit Value.

Test Mode	UNII-3_TX AC(VHT80) Mode 5775 MHz	Polarization	Horizontal
-----------	-----------------------------------	--------------	------------

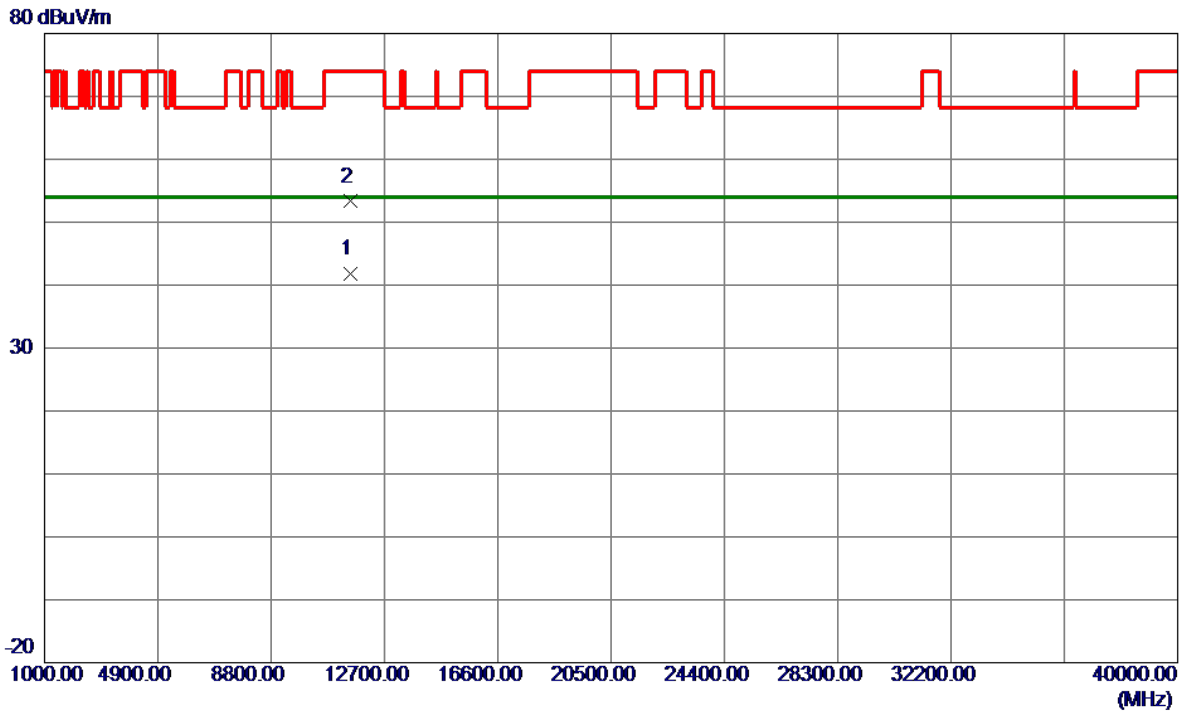


No.	Freq. MHz	Reading Level dBuV/m	Correct Factor dB	Measure ment dBuV/m	Limit dBuV/m	Margin dB	Detector	Comment
1	5715.0000	42.41	16.79	59.20	109.40	-50.20	Peak	
2	5725.0000	41.49	16.80	58.29	122.20	-63.91	Peak	
3 *	5787.0000	81.19	16.83	98.02	122.20	-24.18	Peak	No Limit
4	5850.0000	40.90	16.87	57.77	122.20	-64.43	Peak	
5	5860.0000	39.58	16.88	56.46	109.40	-52.94	Peak	

REMARKS:

- (1) Measurement Value = Reading Level + Correct Factor.
- (2) Margin Level = Measurement Value - Limit Value.

Test Mode	UNII-3_TX AC(VHT80) Mode 5775 MHz	Polarization	Horizontal
-----------	-----------------------------------	--------------	------------



No.	Freq. MHz	Reading Level dBuV/m	Correct Factor dB	Measure ment dBuV/m	Limit dBuV/m	Margin dB	Detector	Comment
1 *	11549.2800	27.11	14.70	41.81	54.00	-12.19	AVG	
2	11549.9600	38.60	14.70	53.30	74.00	-20.70	Peak	

REMARKS:

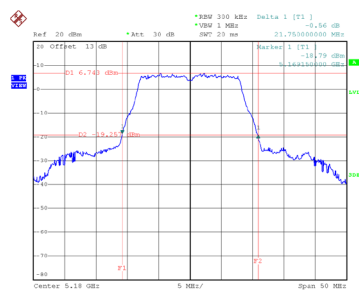
- (1) Measurement Value = Reading Level + Correct Factor.
- (2) Margin Level = Measurement Value - Limit Value.

APPENDIX E - BANDWIDTH

Test Mode	UNII-1_TX A Mode
-----------	------------------

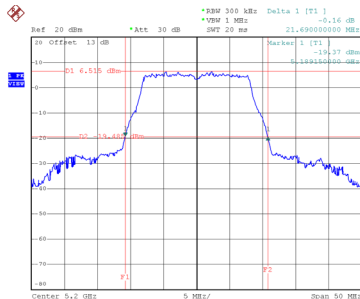
Channel	Frequency (MHz)	26 dB Bandwidth (MHz)	99 % Occupied Bandwidth (MHz)
36	5180	21.75	17.40
40	5200	21.69	17.30
48	5240	21.80	17.30

CH36



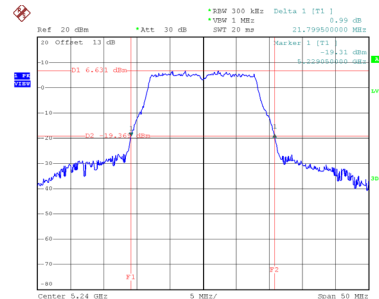
Date: 17.NOV.2021 18:41:45

CH40 26 dB Bandwidth



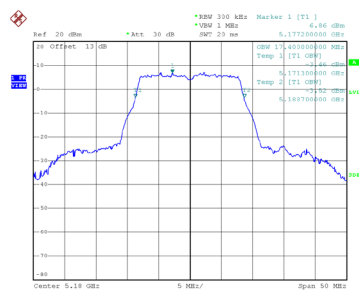
Date: 17.NOV.2021 18:42:54

CH48

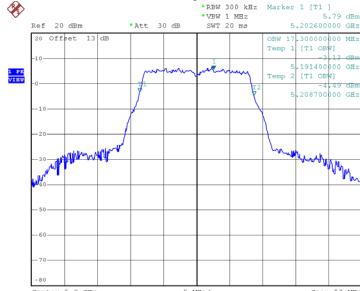


Date: 17.NOV.2021 18:44:12

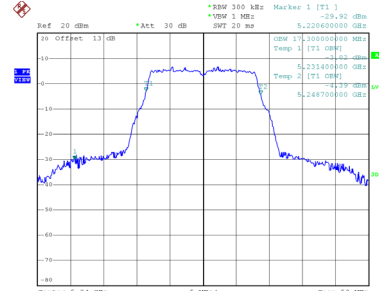
99 % Occupied Bandwidth



Date: 17.NOV.2021 19:39:47



Date: 17.NOV.2021 18:42:11

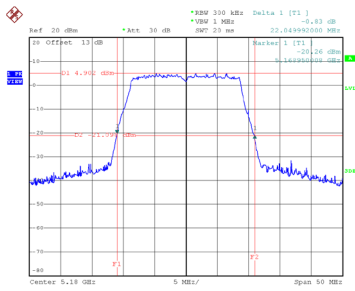


Date: 17.NOV.2021 18:43:31

Test Mode	UNII-1_TX N(HT20) Mode
-----------	------------------------

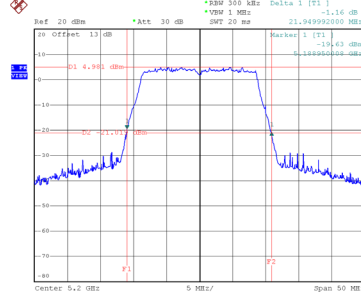
Channel	Frequency (MHz)	26 dB Bandwidth (MHz)	99 % Occupied Bandwidth (MHz)
36	5180	22.05	18.20
40	5200	21.95	18.20
48	5240	22.00	18.20

CH36



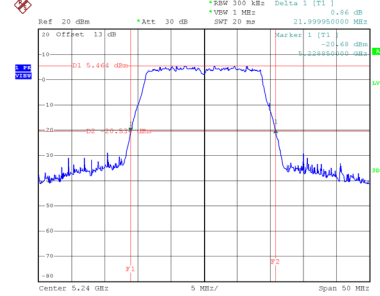
Date: 17.NOV.2021 18:50:37

CH40 26 dB Bandwidth



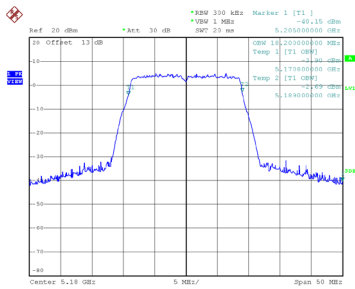
Date: 17.NOV.2021 18:52:01

CH48

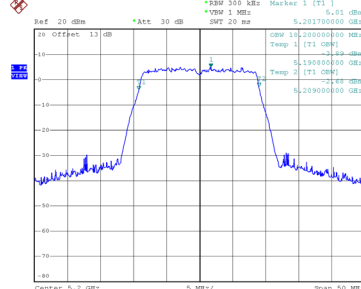


Date: 17.NOV.2021 18:53:44

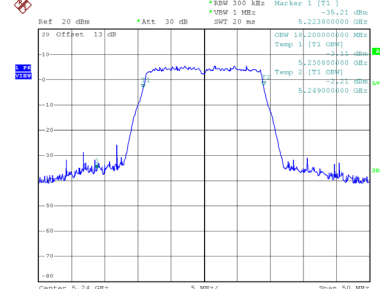
99 % Occupied Bandwidth



Date: 17.NOV.2021 18:49:54



Date: 17.NOV.2021 18:50:59

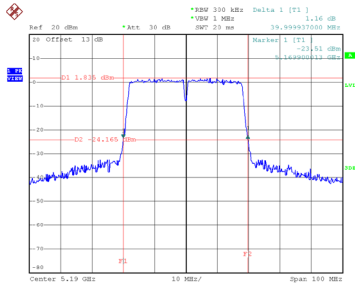


Date: 17.NOV.2021 18:53:03

Test Mode	UNII-1_TX N(HT40) Mode
-----------	------------------------

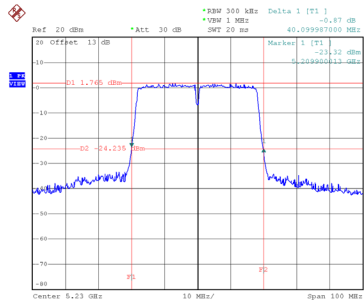
Channel	Frequency (MHz)	26 dB Bandwidth (MHz)	99 % Occupied Bandwidth (MHz)
38	5190	40.00	37.00
46	5230	40.10	37.00

CH38

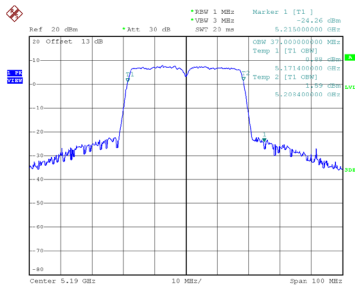


Date: 17.NOV.2021 18:59:17

CH46 26 dB Bandwidth

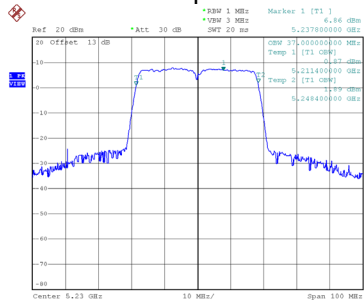


Date: 17.NOV.2021 19:00:23



Date: 17.NOV.2021 18:58:31

99 % Occupied Bandwidth

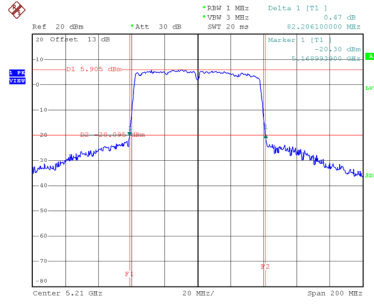


Date: 17.NOV.2021 18:59:38

Test Mode	UNII-1_TX AC(VHT80) Mode
-----------	--------------------------

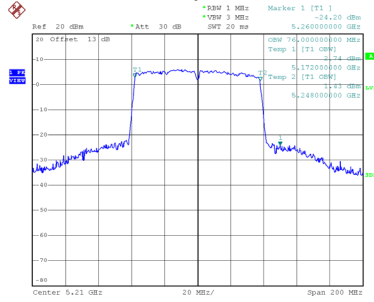
Channel	Frequency (MHz)	26 dB Bandwidth (MHz)	99 % Occupied Bandwidth (MHz)
42	5210	82.21	76.00

CH42 26 dB Bandwidth



Date: 17.NOV.2021 19:04:50

99 % Occupied Bandwidth

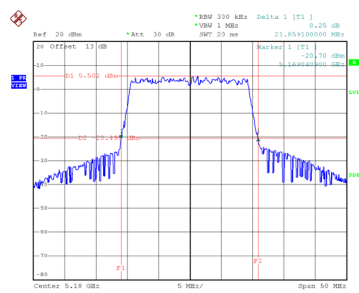


Date: 17.NOV.2021 19:03:55

Test Mode	UNII-1_TX AX(HE20) Mode
-----------	-------------------------

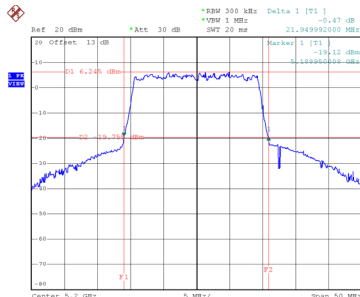
Channel	Frequency (MHz)	26 dB Bandwidth (MHz)	99 % Occupied Bandwidth (MHz)
36	5180	21.86	19.30
40	5200	21.95	19.30
48	5240	21.85	19.20

CH36



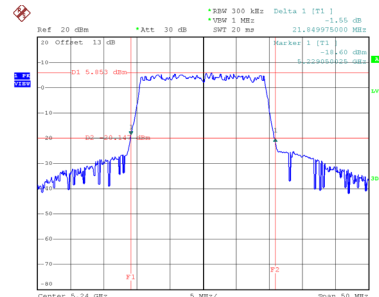
Date: 17.NOV.2021 19:11:26

CH40 26 dB Bandwidth



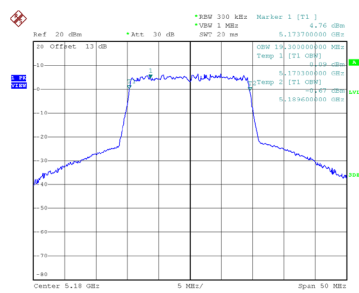
Date: 17.NOV.2021 19:12:31

CH48

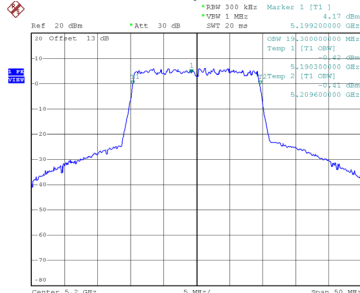


Date: 17.NOV.2021 19:14:15

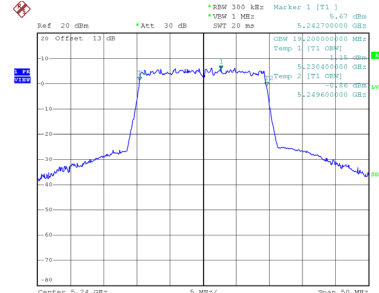
99 % Occupied Bandwidth



Date: 17.NOV.2021 19:41:32



Date: 17.NOV.2021 19:42:29

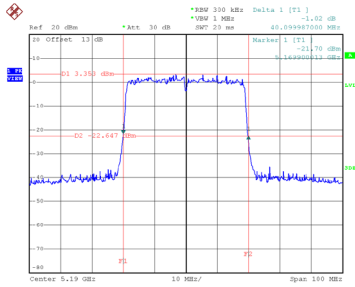


Date: 17.NOV.2021 19:43:34

Test Mode	UNII-1_TX AX(HE40) Mode
-----------	-------------------------

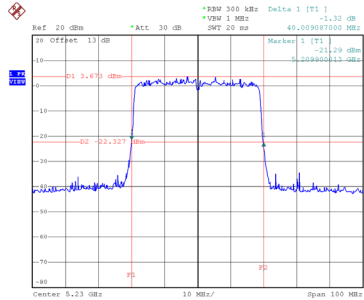
Channel	Frequency (MHz)	26 dB Bandwidth (MHz)	99 % Occupied Bandwidth (MHz)
38	5190	40.10	37.80
46	5230	40.01	37.80

CH38

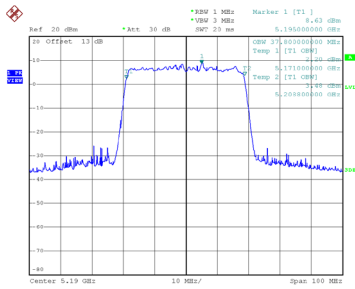


Date: 17.NOV.2021 19:23:33

CH46 26 dB Bandwidth

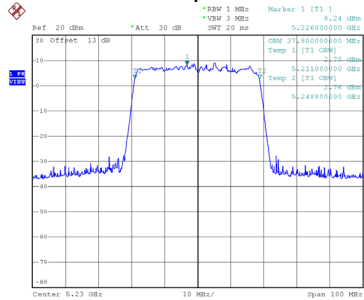


Date: 17.NOV.2021 19:24:39



Date: 17.NOV.2021 19:22:47

99 % Occupied Bandwidth

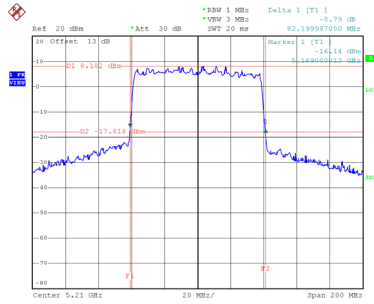


Date: 17.NOV.2021 19:25:35

Test Mode	UNII-1_TX AX(HE80) Mode
-----------	-------------------------

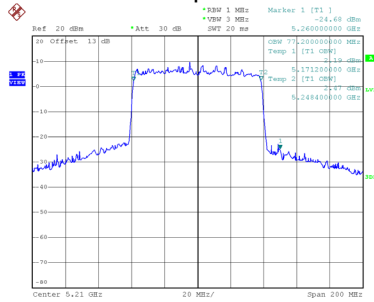
Channel	Frequency (MHz)	26 dB Bandwidth (MHz)	99 % Occupied Bandwidth (MHz)
42	5210	82.20	77.20

CH42 26 dB Bandwidth



Date: 17.NOV.2021 19:30:47

99 % Occupied Bandwidth

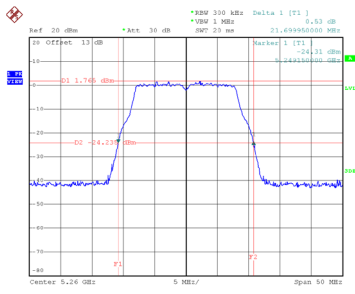


Date: 17.NOV.2021 19:29:50

Test Mode	UNII-2A_TX A Mode
-----------	-------------------

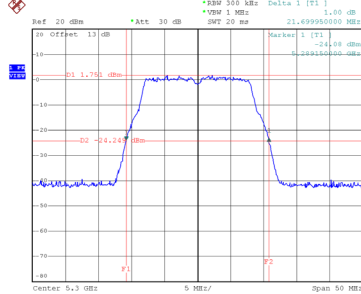
Channel	Frequency (MHz)	26 dB Bandwidth (MHz)	99 % Occupied Bandwidth (MHz)
52	5260	21.70	17.20
60	5300	21.70	17.30
64	5320	21.69	17.30

CH52



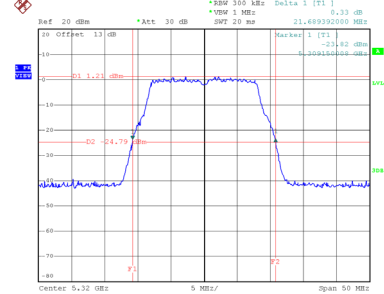
Date: 17.NOV.2021 18:45:42

CH60 26 dB Bandwidth



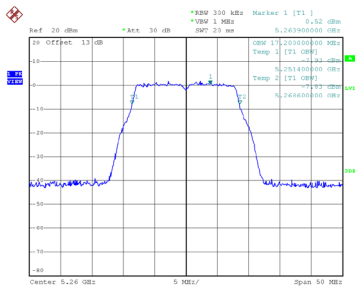
Date: 17.NOV.2021 18:47:28

CH64

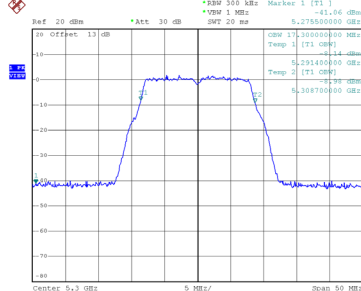


Date: 17.NOV.2021 18:48:33

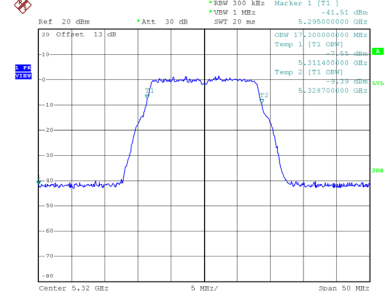
99 % Occupied Bandwidth



Date: 17.NOV.2021 18:45:00



Date: 17.NOV.2021 18:46:45

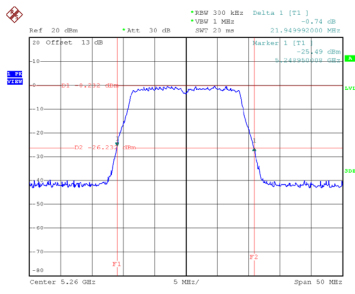


Date: 17.NOV.2021 18:47:48

Test Mode	UNII-2A_TX N(HT20) Mode
-----------	-------------------------

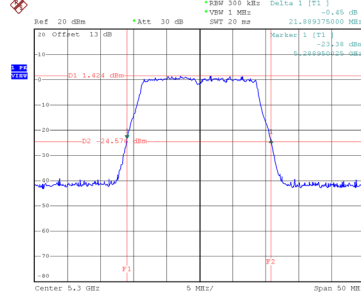
Channel	Frequency (MHz)	26 dB Bandwidth (MHz)	99 % Occupied Bandwidth (MHz)
52	5260	21.95	18.30
60	5300	21.89	18.20
64	5320	22.00	18.30

CH52



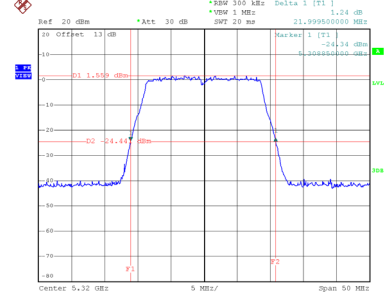
Date: 17.NOV.2021 18:54:59

CH60 26 dB Bandwidth



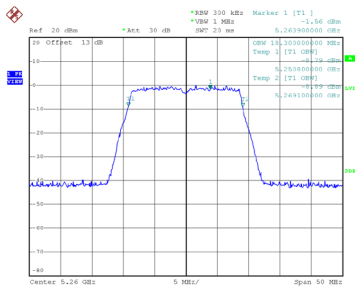
Date: 17.NOV.2021 18:56:15

CH64

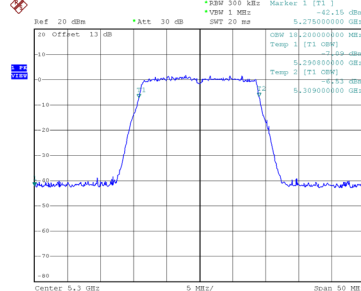


Date: 17.NOV.2021 18:57:29

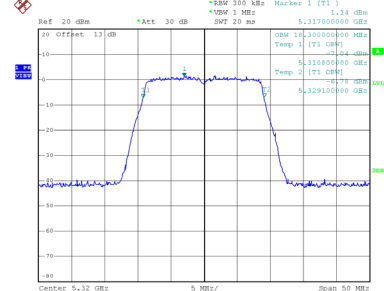
99 % Occupied Bandwidth



Date: 17.NOV.2021 18:54:18



Date: 17.NOV.2021 18:55:30

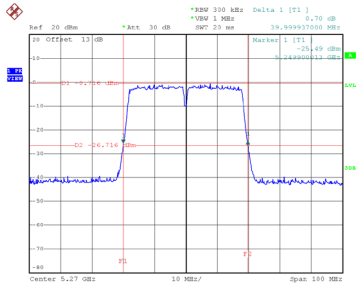


Date: 17.NOV.2021 18:56:45

Test Mode	UNII-2A_TX N(HT40) Mode
-----------	-------------------------

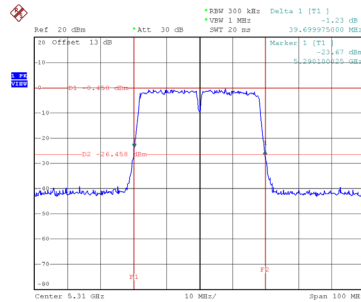
Channel	Frequency (MHz)	26 dB Bandwidth (MHz)	99 % Occupied Bandwidth (MHz)
54	5270	40.00	37.00
62	5310	39.70	37.00

CH54

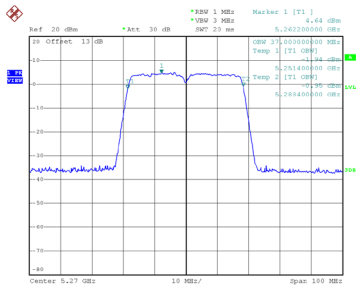


Date: 17.NOV.2021 19:01:44

CH62 26 dB Bandwidth

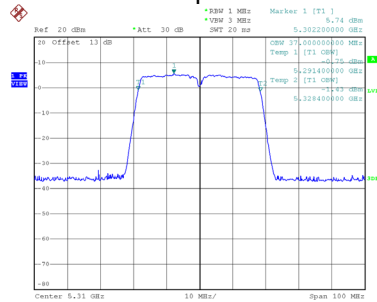


Date: 17.NOV.2021 19:02:51



Date: 17.NOV.2021 19:00:59

99 % Occupied Bandwidth

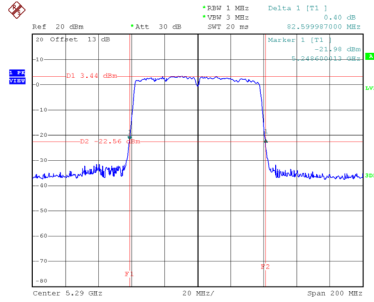


Date: 17.NOV.2021 19:02:06

Test Mode	UNII-2A_TX AC(VHT80) Mode
-----------	---------------------------

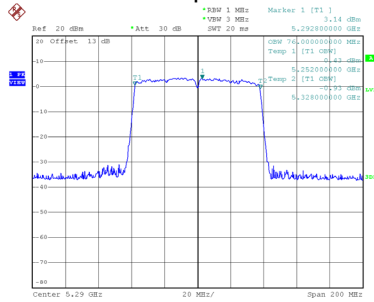
Channel	Frequency (MHz)	26 dB Bandwidth (MHz)	99 % Occupied Bandwidth (MHz)
58	5290	82.60	76.00

CH58 26 dB Bandwidth



Date: 17.NOV.2021 19:06:33

99 % Occupied Bandwidth

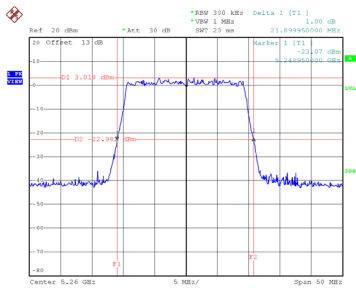


Date: 17.NOV.2021 19:05:38

Test Mode	UNII-2A_TX AX(HE20) Mode
-----------	--------------------------

Channel	Frequency (MHz)	26 dB Bandwidth (MHz)	99 % Occupied Bandwidth (MHz)
52	5260	21.90	19.20
60	5300	21.81	19.10
64	5320	21.90	19.10

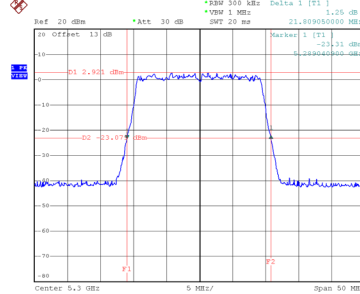
CH52



Date: 17.NOV.2021 19:15:51

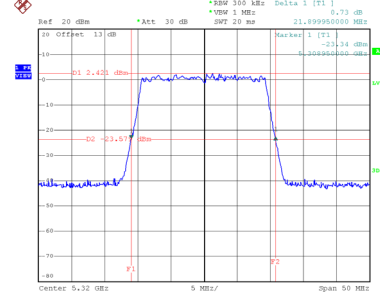
CH60

26 dB Bandwidth



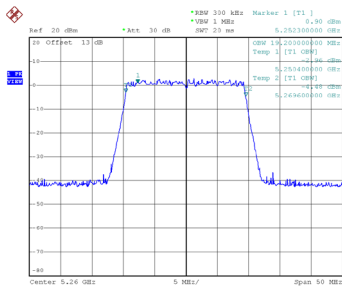
Date: 17.NOV.2021 19:18:29

CH64

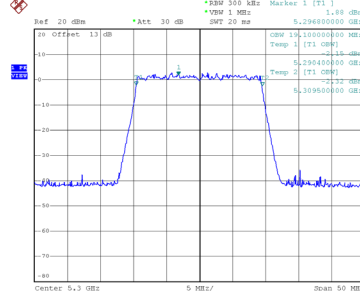


Date: 17.NOV.2021 19:21:00

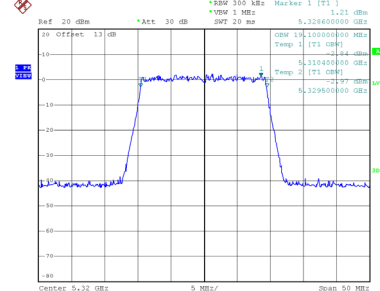
99 % Occupied Bandwidth



Date: 17.NOV.2021 19:15:10



Date: 17.NOV.2021 19:17:46

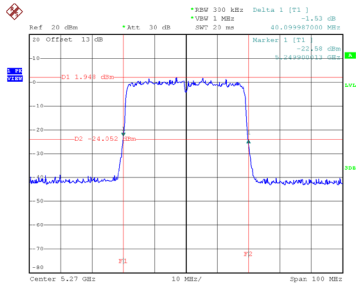


Date: 17.NOV.2021 19:20:17

Test Mode	UNII-2A_TX AX(HE40) Mode
-----------	--------------------------

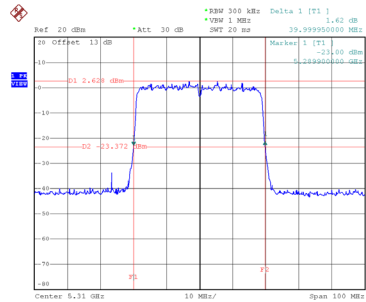
Channel	Frequency (MHz)	26 dB Bandwidth (MHz)	99 % Occupied Bandwidth (MHz)
54	5270	40.10	37.80
62	5310	40.00	37.80

CH54

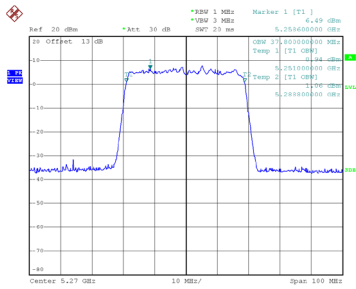


Date: 17.NOV.2021 19:26:47

CH62 26 dB Bandwidth

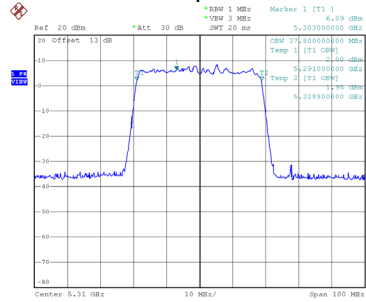


Date: 17.NOV.2021 19:28:28



Date: 17.NOV.2021 19:26:02

99 % Occupied Bandwidth

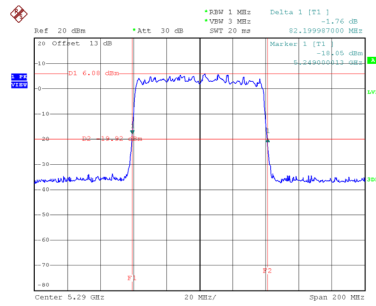


Date: 17.NOV.2021 19:27:44

Test Mode	UNII-2A_TX AX(HE80) Mode
-----------	--------------------------

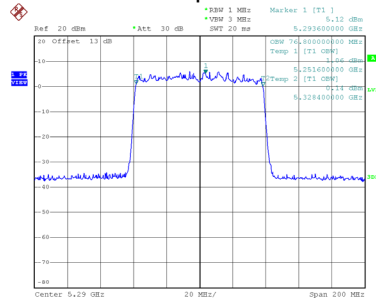
Channel	Frequency (MHz)	26 dB Bandwidth (MHz)	99 % Occupied Bandwidth (MHz)
58	5290	82.20	76.80

CH58 26 dB Bandwidth



Date: 17.NOV.2021 19:33:13

99 % Occupied Bandwidth

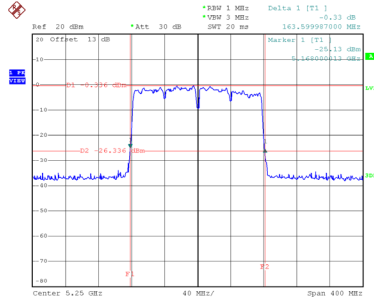


Date: 17.NOV.2021 19:33:26

Test Mode	UNII-1+UNII-2A_TX AC(VHT160) Mode
-----------	-----------------------------------

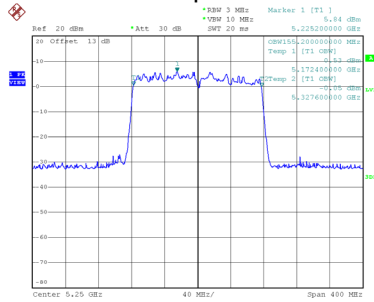
Channel	Frequency (MHz)	26 dB Bandwidth (MHz)	99 % Occupied Bandwidth (MHz)
50	5250	163.60	155.20

CH50 26 dB Bandwidth



Date: 17.NOV.2021 19:09:31

99 % Occupied Bandwidth

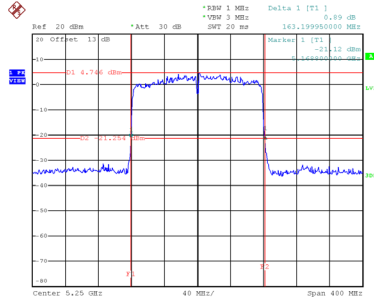


Date: 17.NOV.2021 19:08:39

Test Mode	UNII-1+UNII-2A_TX AX(HE160) Mode
-----------	----------------------------------

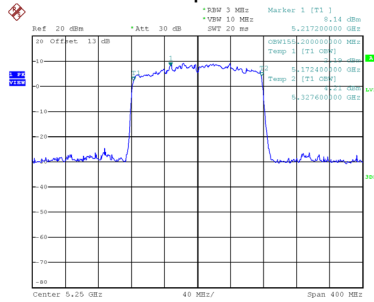
Channel	Frequency (MHz)	26 dB Bandwidth (MHz)	99 % Occupied Bandwidth (MHz)
50	5250	163.20	155.20

CH50 26 dB Bandwidth



Date: 21_DEC_2021 13:52:13

99 % Occupied Bandwidth

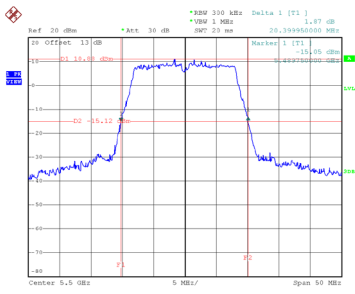


Date: 21_DEC_2021 13:51:28

Test Mode	UNII-2C_TX A Mode
-----------	-------------------

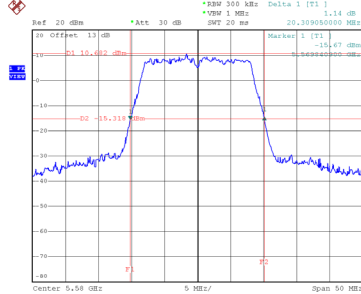
Channel	Frequency (MHz)	26 dB Bandwidth (MHz)	99 % Occupied Bandwidth (MHz)
100	5500	20.40	17.10
116	5580	20.31	17.10
140	5700	20.59	17.10

CH100



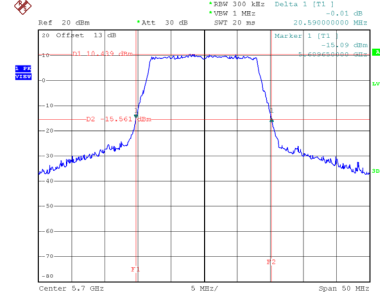
Date: 17.NOV.2021 19:59:46

CH116 26 dB Bandwidth



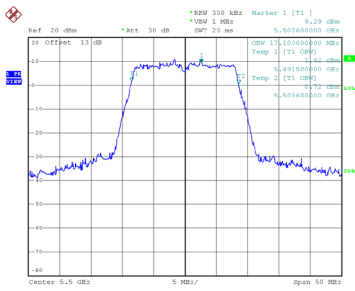
Date: 17.NOV.2021 20:01:03

CH140

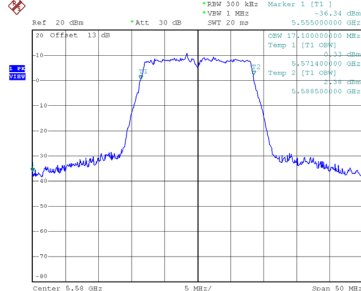


Date: 17.NOV.2021 20:04:37

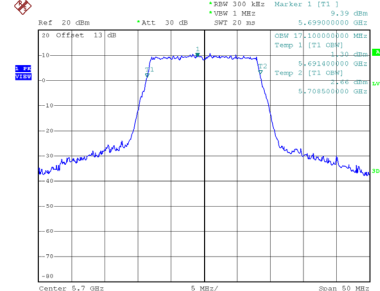
99 % Occupied Bandwidth



Date: 17.NOV.2021 19:59:02



Date: 17.NOV.2021 20:00:20

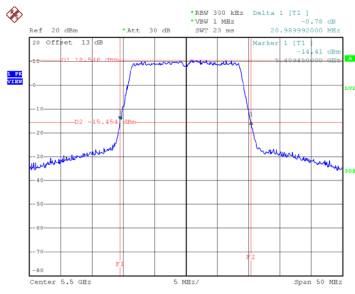


Date: 17.NOV.2021 20:03:52

Test Mode	UNII-2C_TX N(HT20) Mode
-----------	-------------------------

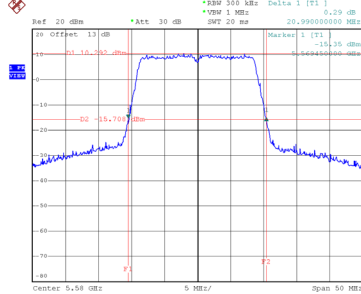
Channel	Frequency (MHz)	26 dB Bandwidth (MHz)	99 % Occupied Bandwidth (MHz)
100	5500	20.99	18.10
116	5580	20.99	18.00
140	5700	20.90	18.20

CH100



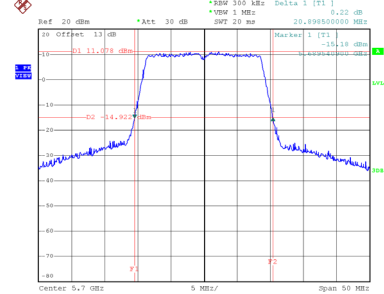
Date: 17.NOV.2021 20:10:15

CH116 26 dB Bandwidth



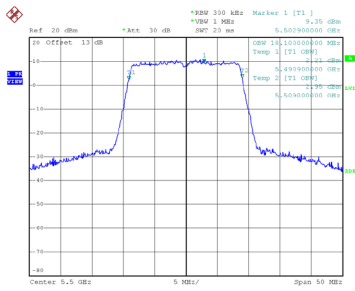
Date: 17.NOV.2021 20:11:16

CH140

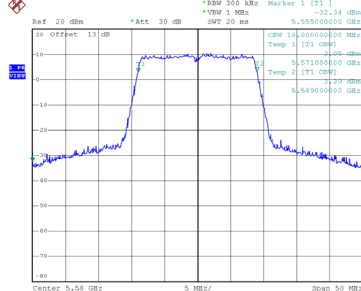


Date: 17.NOV.2021 20:12:39

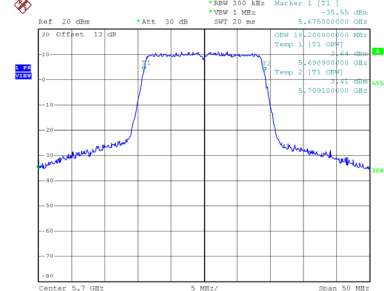
99 % Occupied Bandwidth



Date: 17.NOV.2021 20:09:31



Date: 17.NOV.2021 20:10:34

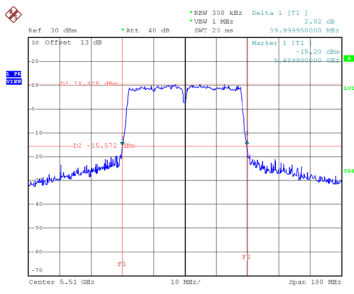


Date: 17.NOV.2021 20:11:56

Test Mode	UNII-2C_TX N(HT40) Mode
-----------	-------------------------

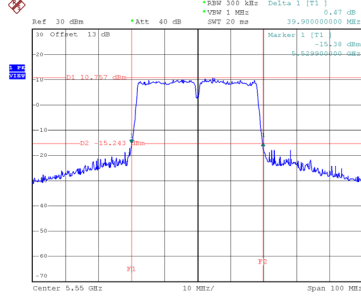
Channel	Frequency (MHz)	26 dB Bandwidth (MHz)	99 % Occupied Bandwidth (MHz)
102	5510	40.00	36.80
110	5550	39.90	37.00
134	5670	39.90	37.20

CH102



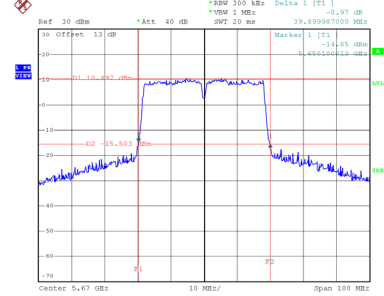
Date: 17.NOV.2021 20:25:29

CH110 26 dB Bandwidth



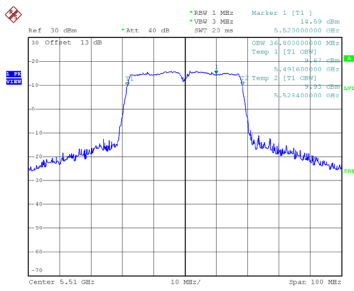
Date: 17.NOV.2021 20:20:30

CH134

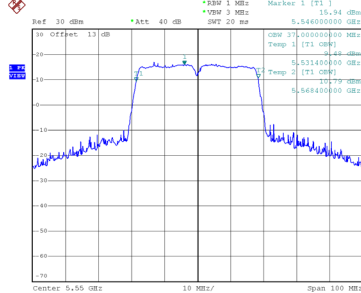


Date: 17.NOV.2021 20:21:37

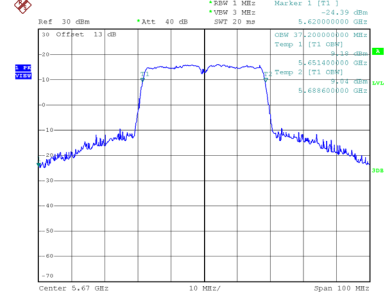
99 % Occupied Bandwidth



Date: 17.NOV.2021 20:17:56



Date: 17.NOV.2021 20:19:46



Date: 17.NOV.2021 20:20:54