

SPECIFICATION


Shenzhen Guandetong Electronic Limited

Antenna test report

Content

cover.....	1
catalogue.....	2
一、 Product pictures.....	3
二、 Product parameters.....	3
三、 S11 data.....	4
四、 Antenna Dimension.....	5
五、 Radiation Pattern.....	6

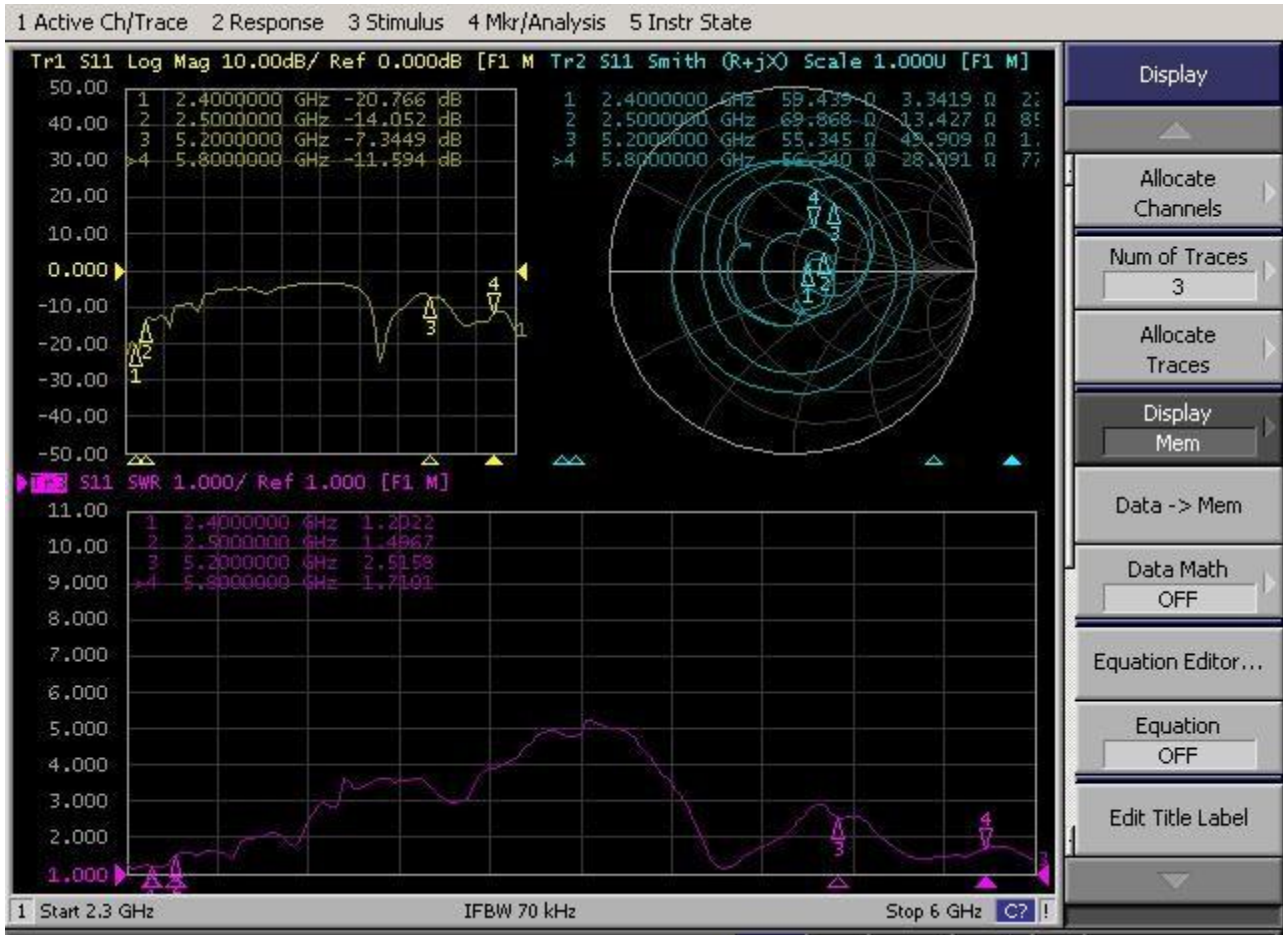
一、Product pictures




二、Product parameters

Product parameters			
Name	FPC Antenna	Model Type	GDT-2PWIFI-001
Electrical Specifications			
Frequency Range	2400-2500MHz	Polarization	perpendicular
Impedance	50 Ω	Radiation direction	omnidirectional
VSWR	≦ 2	Power	50W
Gain	3.00dBi	Bandwidth	100/600MHz
Mechanical Specifications			
Dimensions	41.40*12±1mm	Chassis Color	black
Connector	IPEX	Cable Length	60MM
Chassis Material	FPC		
Working Temperature	-40℃-+85℃	Limit Temperature	-40℃-+85℃

三、S11 (VSWR 、 Return loss 、 Smith)

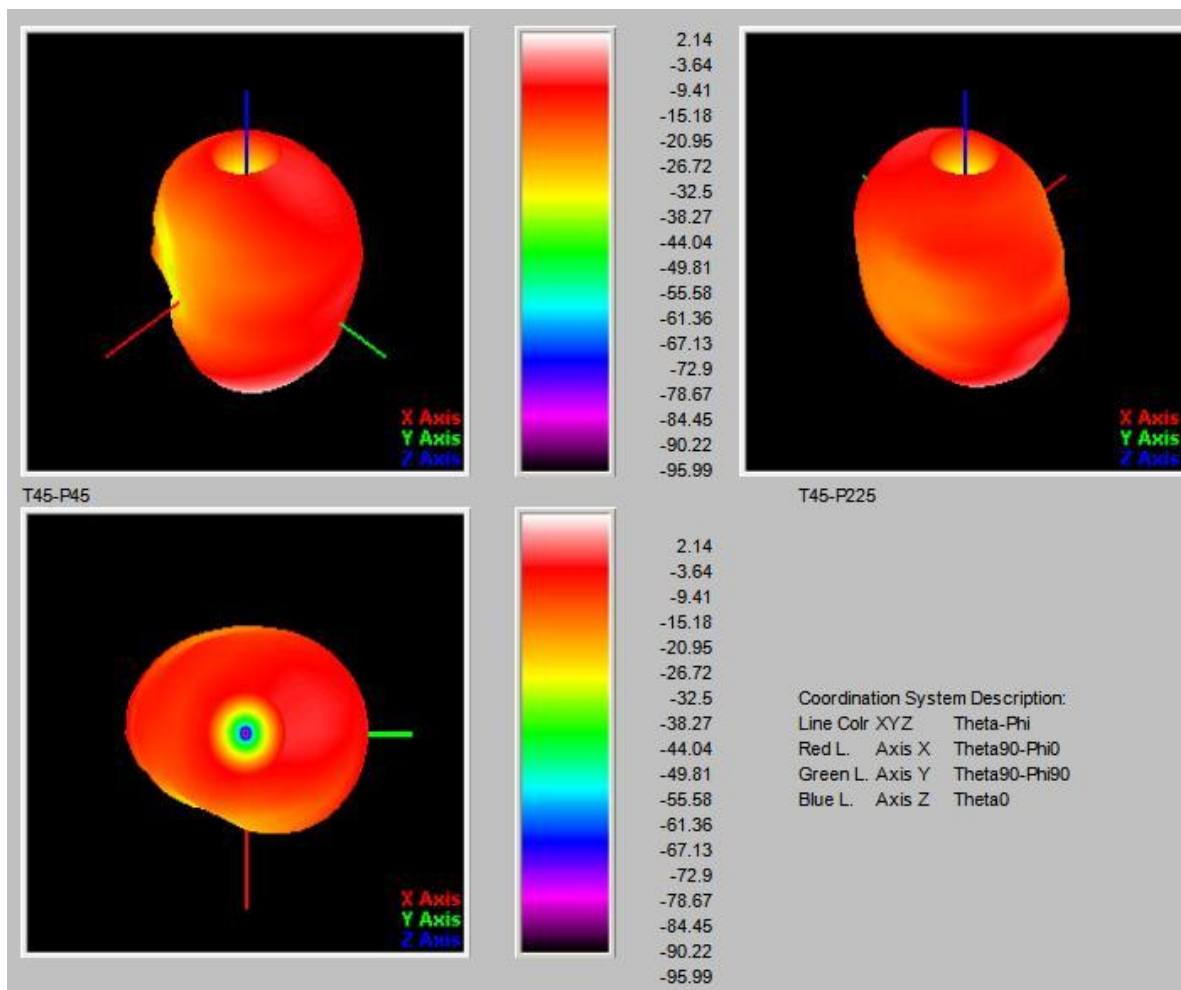


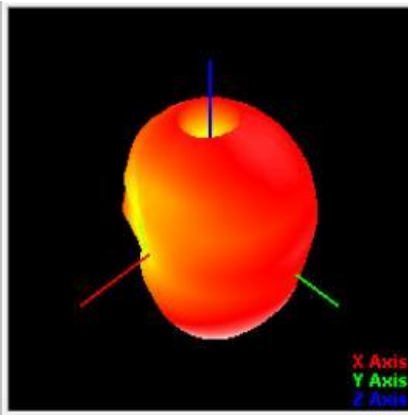
四、Antenna Dimension



五、 Radiation Pattern

Test Point ID	Freq. (MHz)	TRP (dBm)	Gain (dBi)	Directivity (dBi)	Efficiency (%)	Efficiency (dB)	Max (dBm)	Theta of Max	Phi of Max	Min (dBm)	Theta of Min	Phi of Min	AVG (dBm)	Max/Min (dB)	Max/AVG (dB)	Min/AVG (dB)
1	2400.0	2400.00	2.14	5.51	46.0%	-3.37	2.14	135	60	-95.99	0	0	-3.04	98.13	5.18	-92.95
2	2410.0	2410.00	2.25	5.82	44.0%	-3.57	2.25	135	60	-95.99	0	0	-3.02	98.24	5.27	-92.97
3	2420.0	2420.00	2.54	6.12	43.9%	-3.58	2.54	135	60	-95.99	0	0	-2.79	98.53	5.33	-93.20
4	2430.0	2430.00	3.08	6.30	47.6%	-3.22	3.08	135	60	-95.99	0	0	-2.30	99.07	5.38	-93.69
5	2440.0	2440.00	2.77	6.27	44.7%	-3.50	2.77	135	60	-95.99	0	0	-2.66	98.76	5.43	-93.33
6	2450.0	2450.00	2.69	6.34	43.1%	-3.65	2.69	135	60	-95.99	0	0	-2.83	98.68	5.52	-93.16
7	2460.0	2460.00	2.66	6.41	42.2%	-3.75	2.66	135	60	-95.99	0	0	-2.95	98.65	5.61	-93.04
8	2470.0	2470.00	2.53	6.29	42.1%	-3.76	2.53	135	60	-95.99	0	0	-3.18	98.52	5.71	-92.81
9	2480.0	2480.00	2.22	6.00	41.9%	-3.78	2.22	135	60	-95.99	0	0	-3.60	98.21	5.82	-92.39
10	2490.0	2490.00	2.04	6.05	39.7%	-4.01	2.04	135	60	-95.99	0	0	-3.92	98.03	5.96	-92.07
11	2500.0	2500.00	1.74	6.02	37.3%	-4.28	1.74	135	60	-95.99	0	0	-4.27	97.73	6.00	-91.72

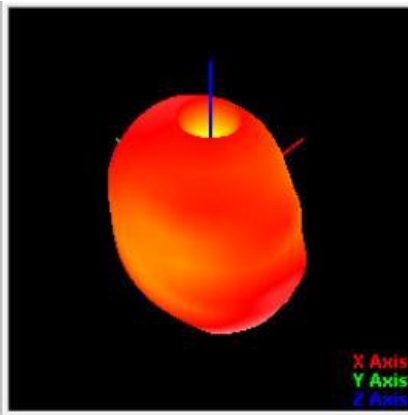




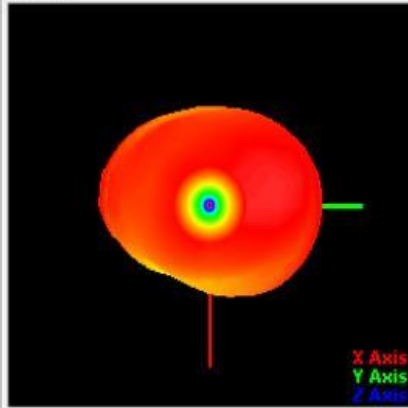
T45-P45



2.25
-3.53
-9.3
-15.08
-20.86
-26.64
-32.42
-38.2
-43.98
-49.76
-55.54
-61.32
-67.09
-72.87
-78.65
-84.43
-90.21
-95.99

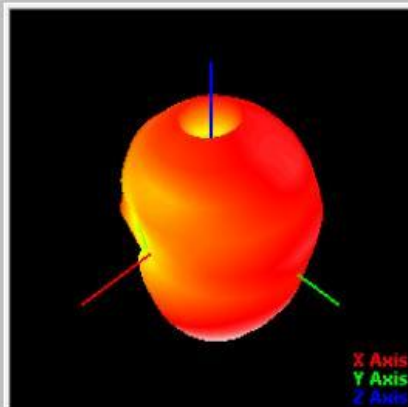


T45-P225



2.25
-3.53
-9.3
-15.08
-20.86
-26.64
-32.42
-38.2
-43.98
-49.76
-55.54
-61.32
-67.09
-72.87
-78.65
-84.43
-90.21
-95.99

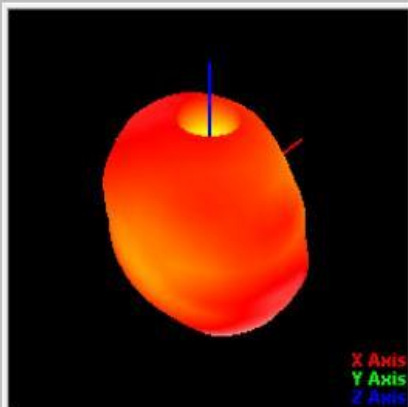
Coordination System Description:
Line Colr XYZ Theta-Phi
Red L. Axis X Theta90-Phi0
Green L. Axis Y Theta90-Phi90
Blue L. Axis Z Theta0



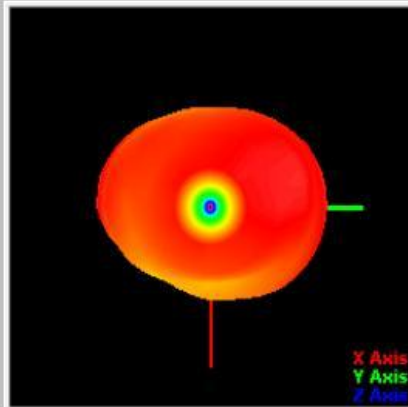
T45-P45



3.08
-2.75
-8.58
-14.4
-20.23
-26.06
-31.89
-37.71
-43.54
-49.37
-55.2
-61.02
-66.85
-72.68
-78.51
-84.33
-90.16
-95.99



T45-P225



3.00
-2.75
-8.58
-14.4
-20.23
-26.06
-31.89
-37.71
-43.54
-49.37
-55.2
-61.02
-66.85
-72.68
-78.51
-84.33
-90.16
-95.99

Coordination System Description:
Line Colr XYZ Theta-Phi
Red L. Axis X Theta90-Phi0
Green L. Axis Y Theta90-Phi90
Blue L. Axis Z Theta0

T0 P0