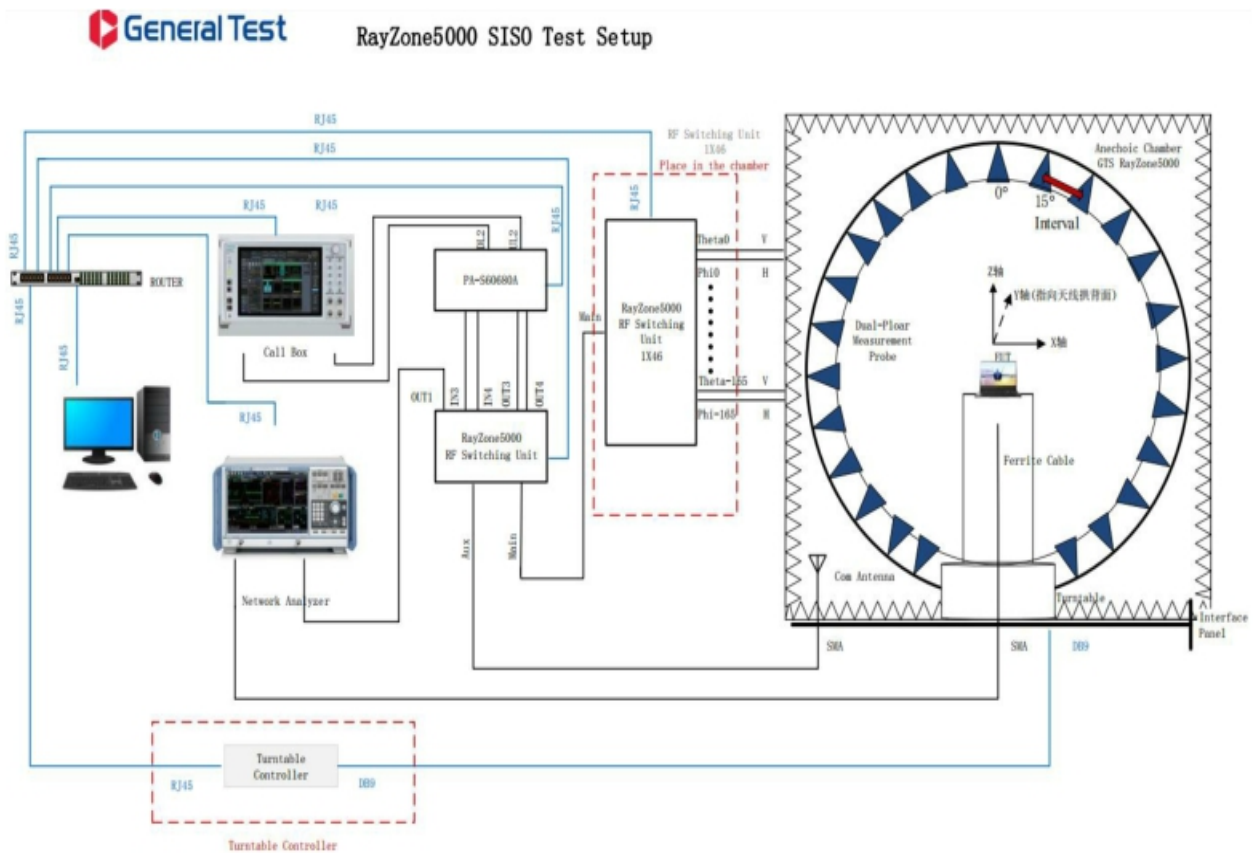


ANT Report

Manufacturer: ShenZhen ShanWan Technology Co., Ltd
Address: 5 / F, building 33, chentian Industrial Zone, chentian community, Xi xi ang street, Bao'an District, Shenzhen, Guangdong China
Model : Q36

1.test block diagram



2. test equipment

name	Model	equipment number	manufacturer	calibration date	Calibration expiration
OTA Test system	RayZone-5000	RFI-LAB-RF-D00	GTS	2021.3.22	2023.3.21
network analyzer	E5071C	RFI-LAB-RF-C02	KEYSIGHT	2022.5.13	2023.5.12
network analyzer	E5071C	RFI-LAB-RF-D01	KEYSIGHT	2022.5.13	2023.5.12

3. testing environment

environment temperature	23.6°C
relative humidity	58%RH
atmospheric pressure	100.14kPa

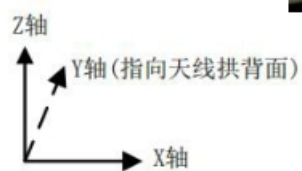

ShanWan

4. Size

6mm*3mm

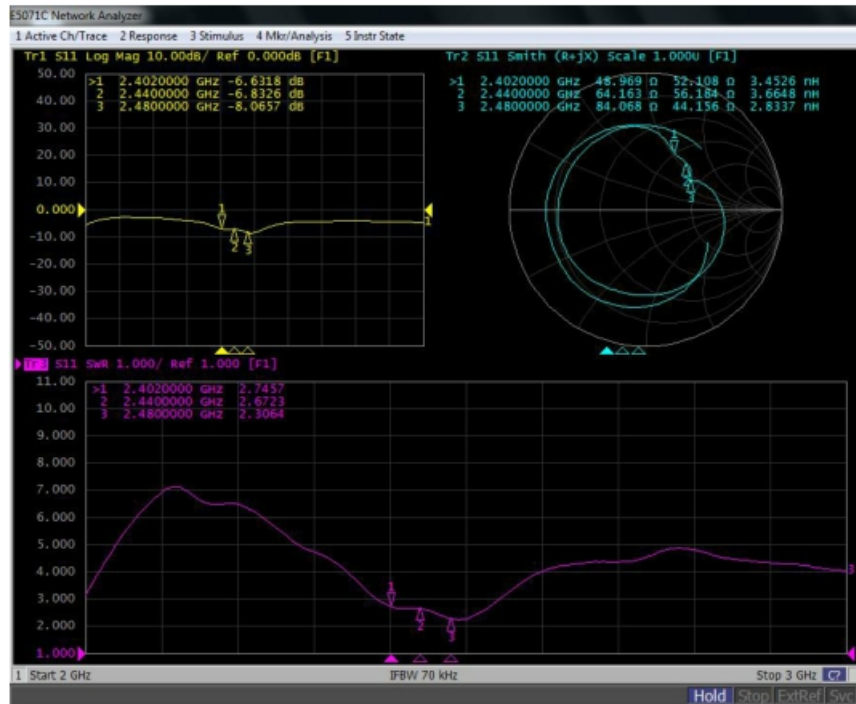


5. test pattern



6. test result

6.1 Network analyzer test



6.2 VSWR

frequency/MHz	2402	2440	2480
VSWR	2.7457	2.6723	2.3064

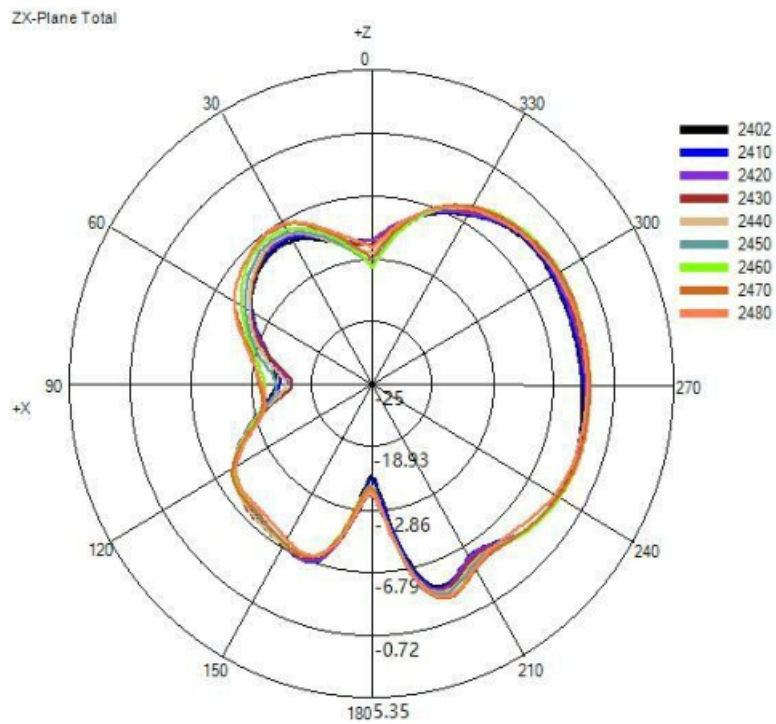
6.3 Gain&efficiency

frequency/MHz	2402	2410	2420	2430	2440	2450	2460	2470	2480
Gain/dBi	-1.97	-1.95	-1.63	-1.49	-1.27	-1.06	-0.89	-0.71	-0.95
efficiency/%	17.88	18.34	19.20	19.89	20.58	20.86	21.78	22.18	21.03

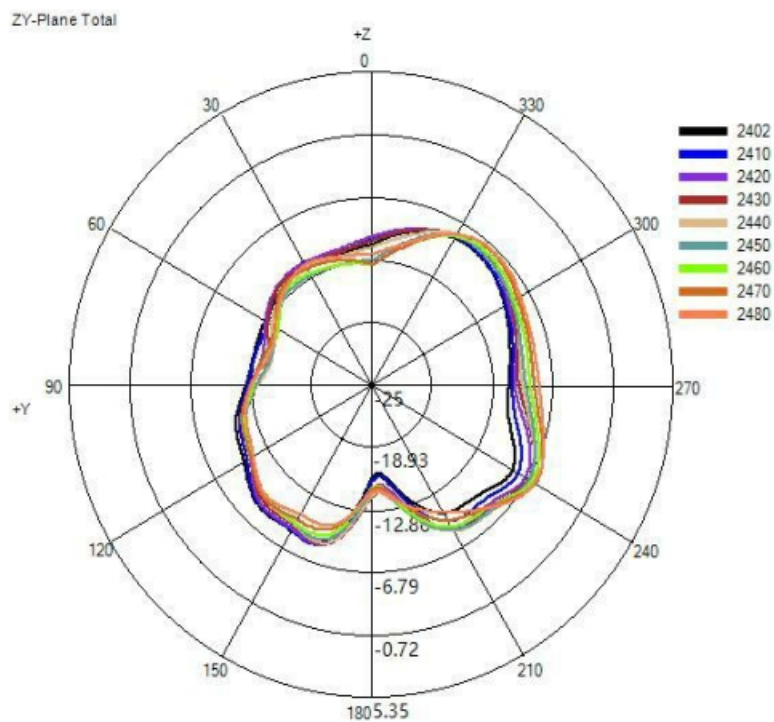
6.4 directional diagram

frequency/MHz	2402	2410	2420	2430	2440	2450	2460	2470	2480
H Theta=90/dB	20.55	20.57	20.15	19.12	18.93	20.11	20.49	19.26	16.51

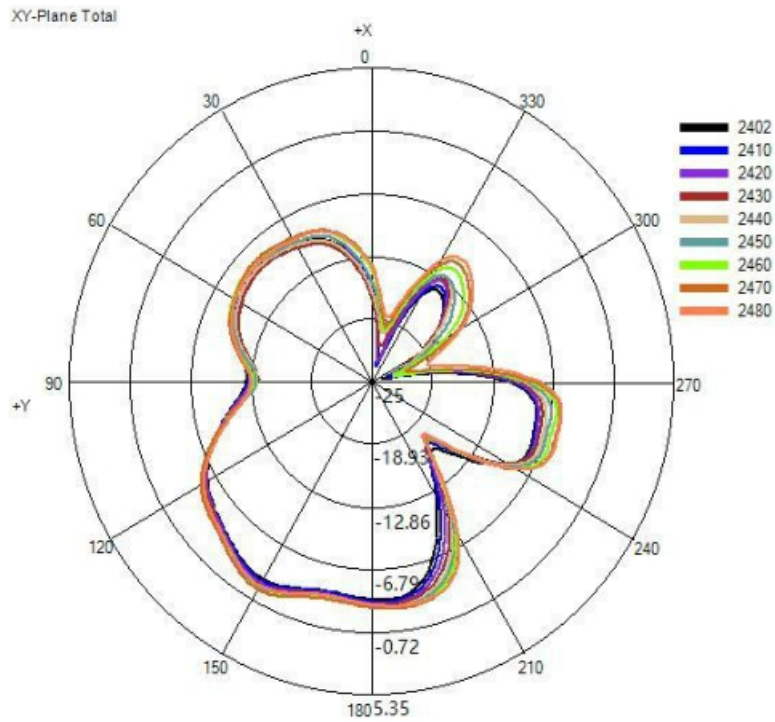
6.5 directional diagram



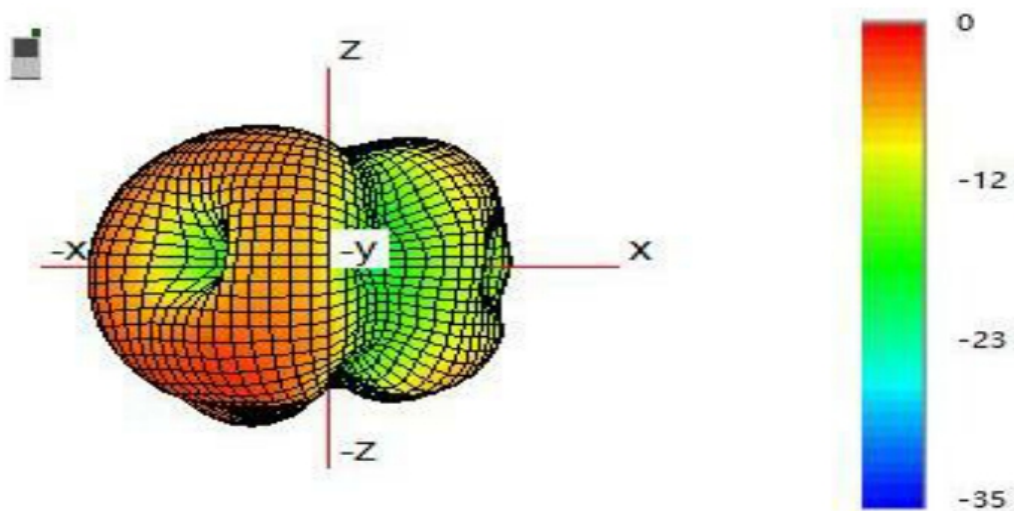
(2) Y-Z 面(单位: dBi):



(3) X-Y 面(单位: dBi):



(4) 2470MHz 的 3D 方向图(单位: dBi):



-----End-----