

## FCC ID:2A3VI-LING-T3A

### Test Setup Photos


#### 1. Conducted emission main's port front view




#### 2. Conducted emission main's port side view




### 3. Radiated emission (9KHz-30MHz)




### 4. Radiated emission (30MHz-1GHz)



## 5. Radiated emission (above 1GHz)



## 6. RF measurement Setup



(433.92MHz)