




### EXHIBIT 3 - EUT INTERNAL PHOTOGRAPHS



<p style="text-align: center;"><b>Solder Board-Component View 2</b></p>	 A circular green PCB is shown against a blue background. The board is populated with various components including resistors, capacitors, and integrated circuits. There are four gold-plated circular pads on the board. A black ruler with white markings is placed to the left and bottom of the board for scale. The ruler shows measurements in millimeters, with markings every 10 units and sub-markings every 1 unit.
<p style="text-align: center;"><b>Solder Board-Component View 3</b></p>	 A small green PCB is shown against a blue background. It features a USB connector, a micro-USB connector, and several surface-mount components. A black ruler with white markings is placed to the left and bottom of the board for scale. The ruler shows measurements in millimeters, with markings every 10 units and sub-markings every 1 unit.