


Siren Move Quick Start Guide




LBL-015Rev A

What's in the Box?



Siren Move

The Siren Move sends data to your 4G Hub (packaged separately) which is shared with your doctor.



Lace Case

The lace case will be used if you are attaching the Siren Move to shoe laces.



Velcro Strap Case

The Velcro Strap case will be used if you are attaching the Siren Move to a velcro strap.


Option 1 : Siren Move for Laces

1



Remove plastic piece from Siren Move.

2




Pop Siren Move in to the case for laces.

3



Slide Siren Move onto two intersecting shoe laces.

4



You are all set!


Option 2 : Siren Move for Velcro Straps

1



Remove plastic piece from Siren Move.

2




Pop Siren Move in the case for velcro straps.

3



Slide Siren Move onto velcro strap.

4



You are all set!

Need Help?

Please contact us with any questions.

 **(415) 769-3987**

 **support@siren.care**

Monday - Friday: 8am - 9pm CT

Saturday: 8am - 12pm CT

Siren

1256 Folsom St, San Francisco, CA 94103

FCC Statement

This equipment has been tested and found to comply with the limits for a Class B digital device, pursuant to part 15 of the FCC Rules. These limits are designed to provide reasonable protection against harmful interference in a residential installation. This equipment generates, uses and can radiate radio frequency energy and, if not installed and used in accordance with the instructions, may cause harmful interference to radio communications. However, there is no guarantee that interference will not occur in a particular installation. If this equipment does cause harmful interference to radio or television reception, which can be determined by turning the equipment off and on, the user is encouraged to try to correct the interference by one or more of the following measures:

-)Reorient or relocate the receiving antenna.
-)Increase the separation between the equipment and receiver.
-)Connect the equipment into an outlet on a circuit different from that to which the receiver is connected.
-)Consult the dealer or an experienced radio/TV technician for help.

Caution: Any changes or modifications to this device not explicitly approved by manufacturer could void your authority to operate this equipment.

This device complies with part 15 of the FCC Rules. Operation is subject to the following two conditions: (1) This device may not cause harmful interference, and (2) this device must accept any interference received, including interference that may cause undesired operation.

RF Exposure Information

The device has been evaluated to meet general RF exposure requirement. The device can be used in portable exposure condition without restriction.