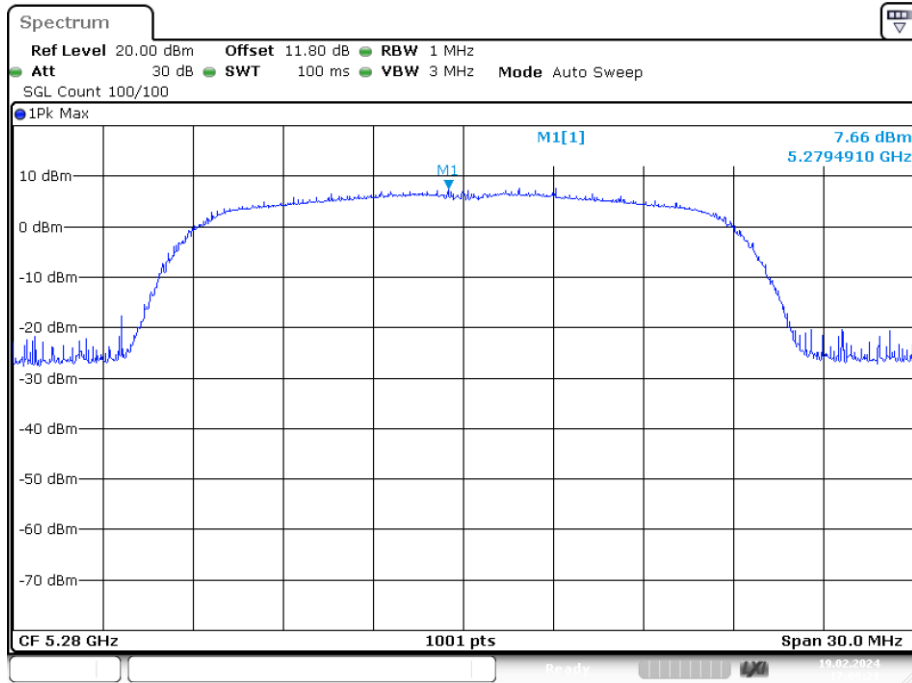
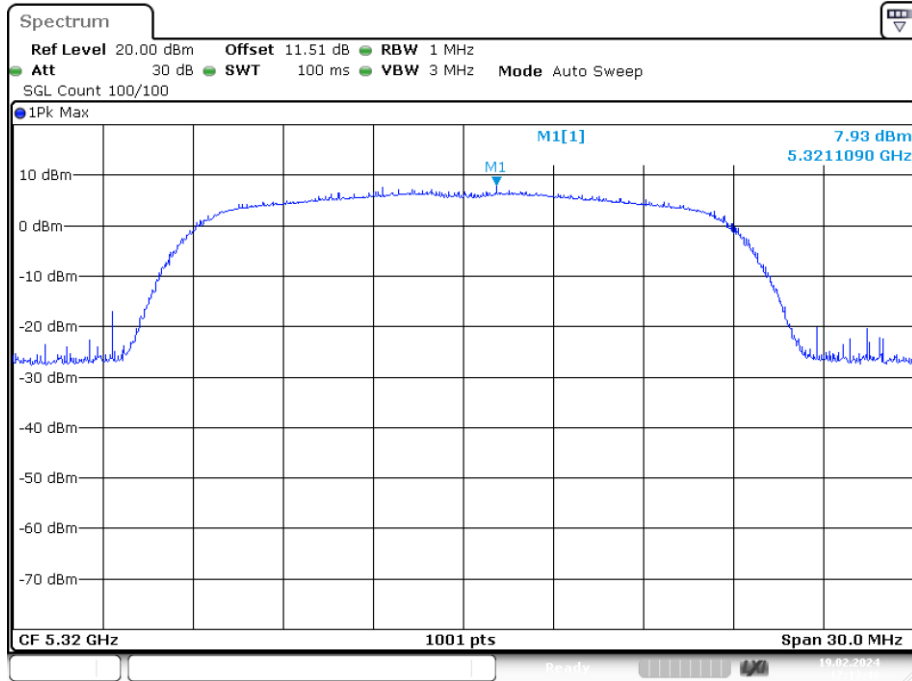


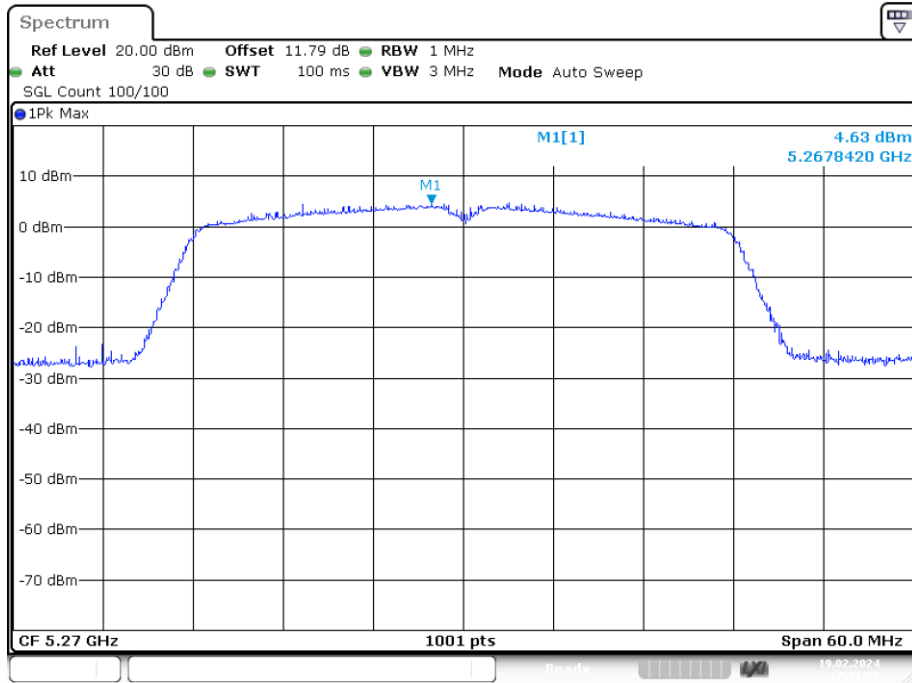
### PSD NVNT ac20 5280MHz Ant1



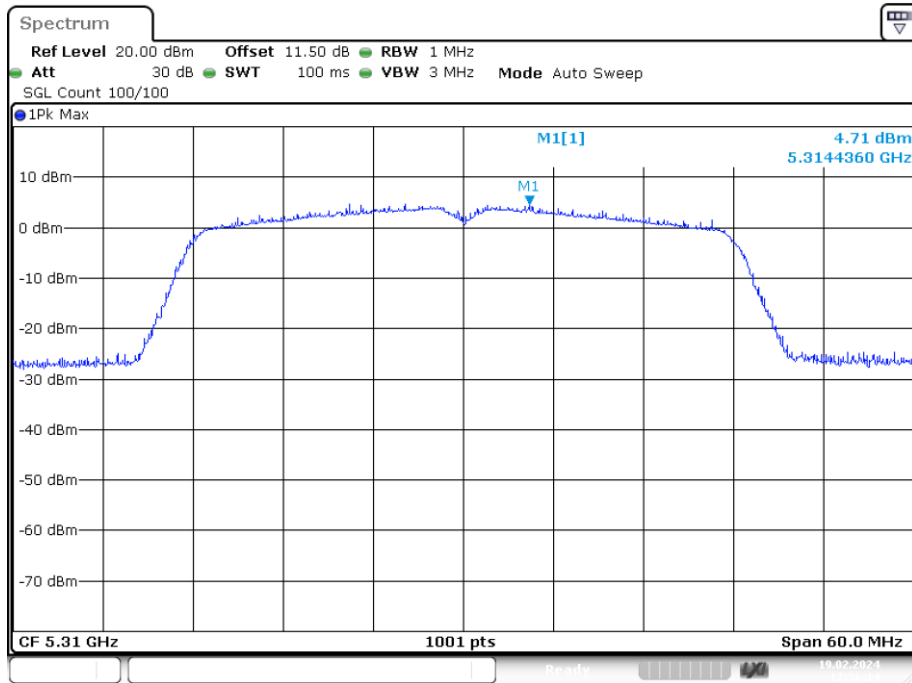
### PSD NVNT ac20 5320MHz Ant1



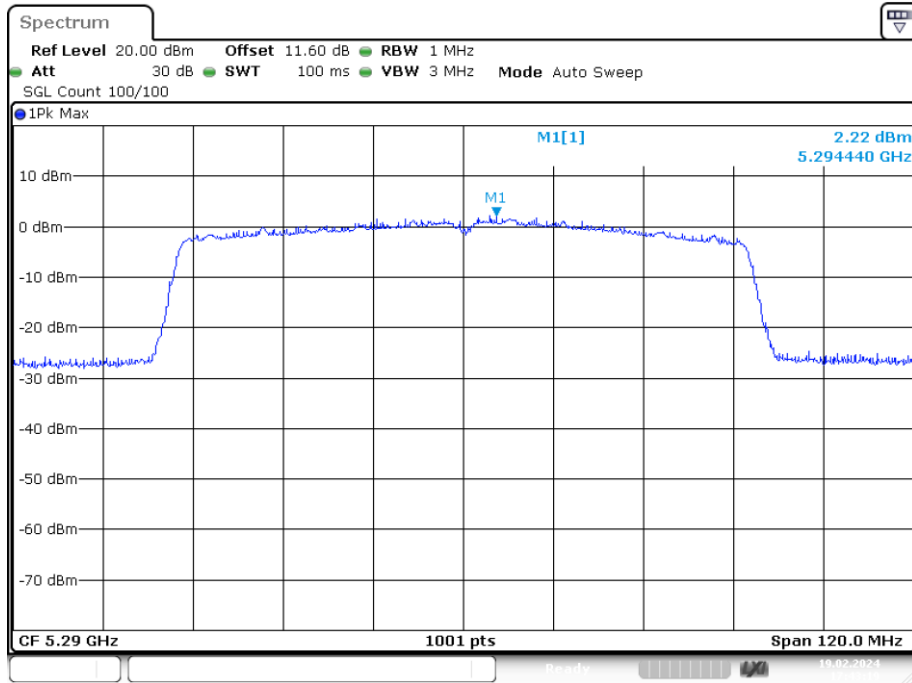
### PSD NVNT ac40 5270MHz Ant1



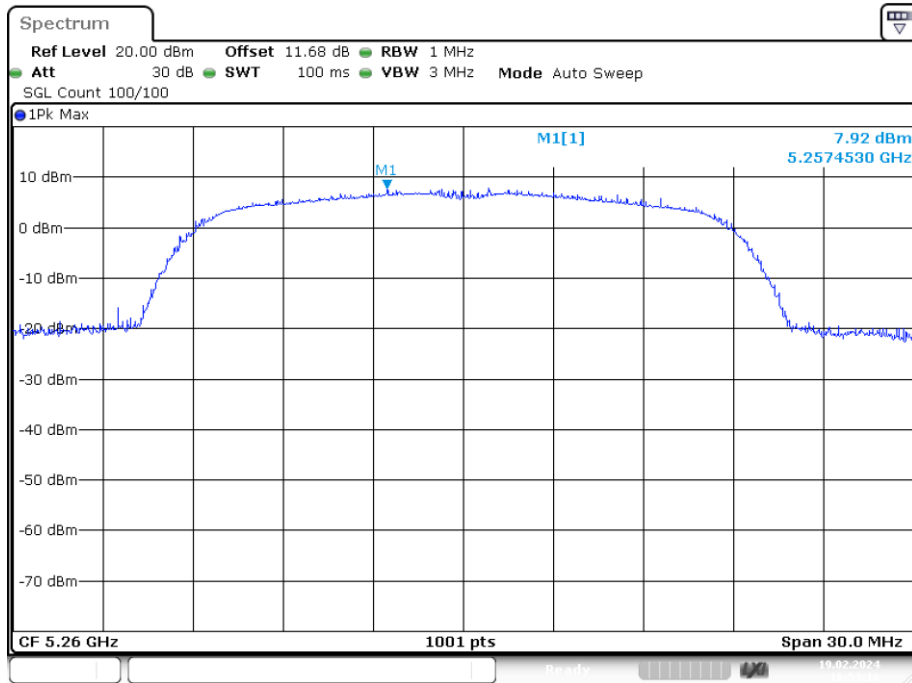
### PSD NVNT ac40 5310MHz Ant1



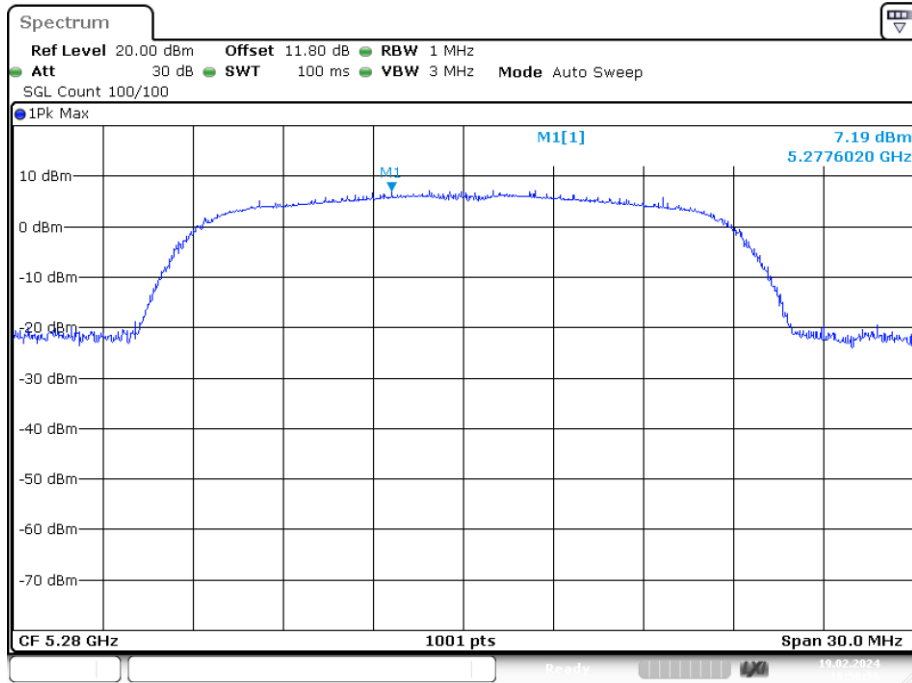
### PSD NVNT ac80 5290MHz Ant1



### PSD NVNT n20 5260MHz Ant1

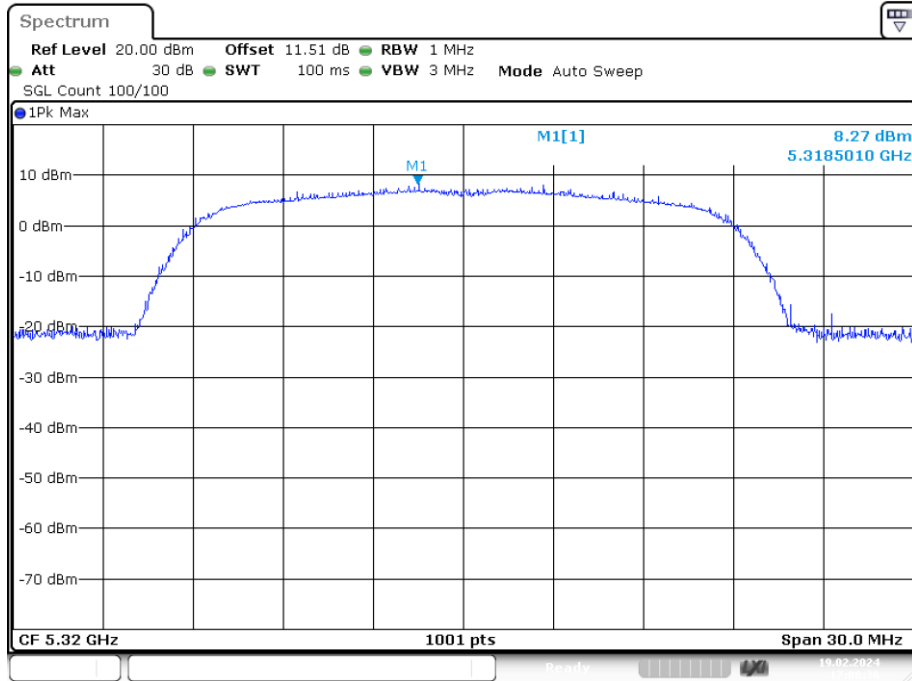


### PSD NVNT n20 5280MHz Ant1



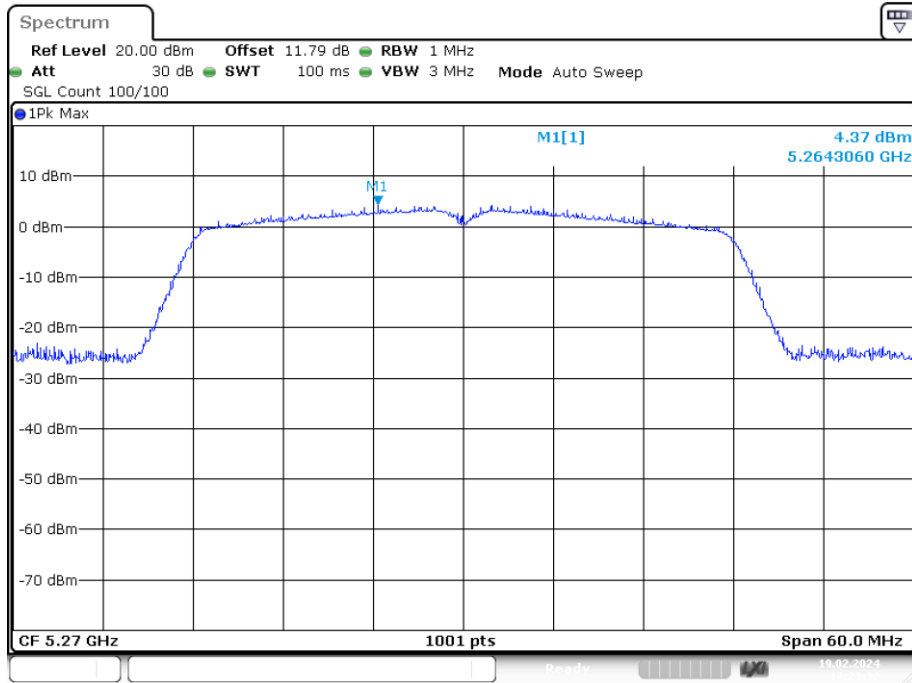
Date: 19.FEB.2024 16:56:56

### PSD NVNT n20 5320MHz Ant1

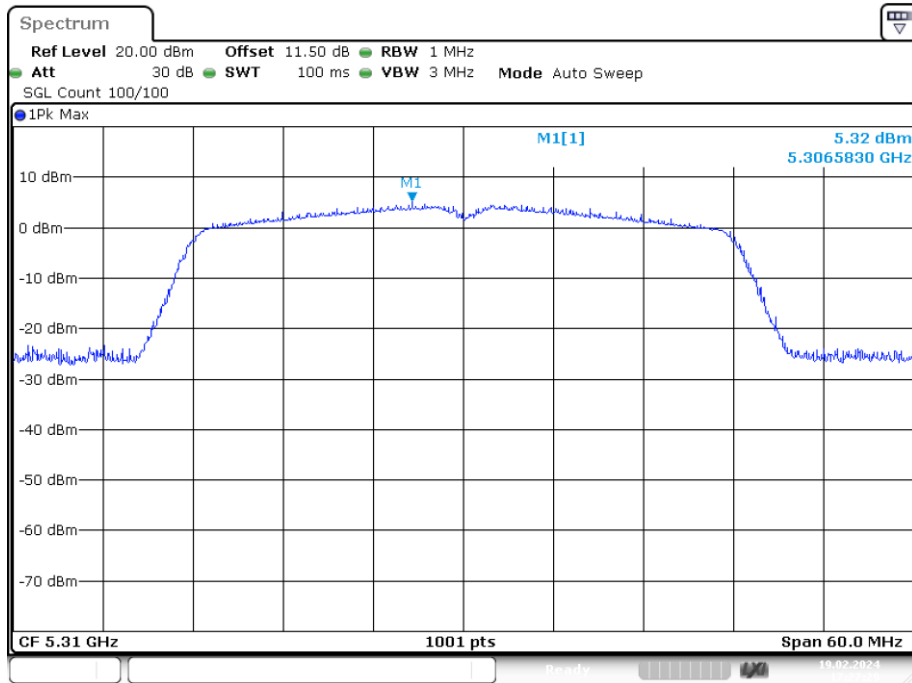


Date: 19.FEB.2024 17:00:35

### PSD NVNT n40 5270MHz Ant1



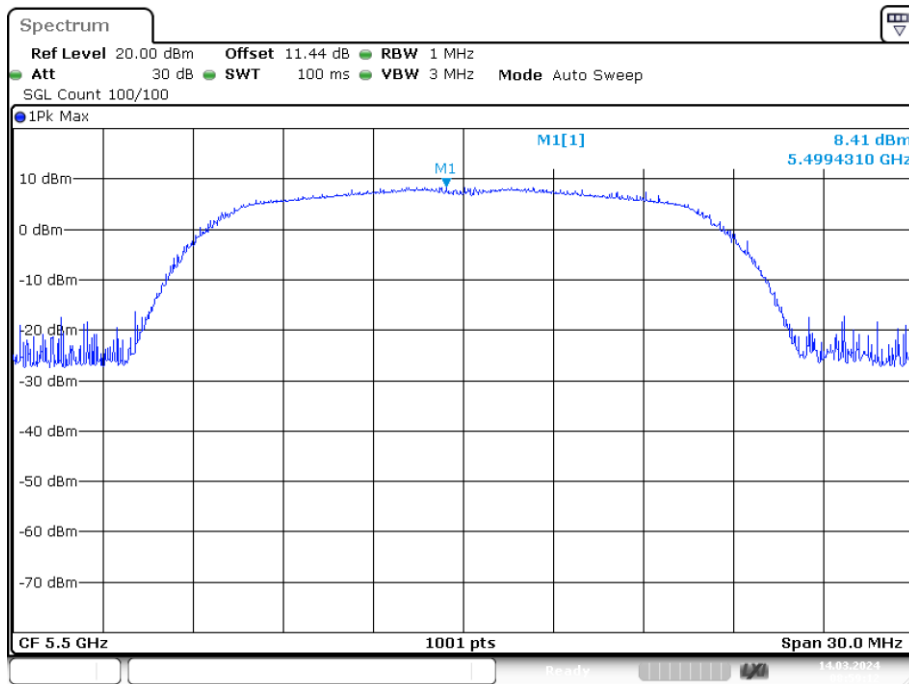
### PSD NVNT n40 5310MHz Ant1



**Band 3 (5500 -5700 MHz)**

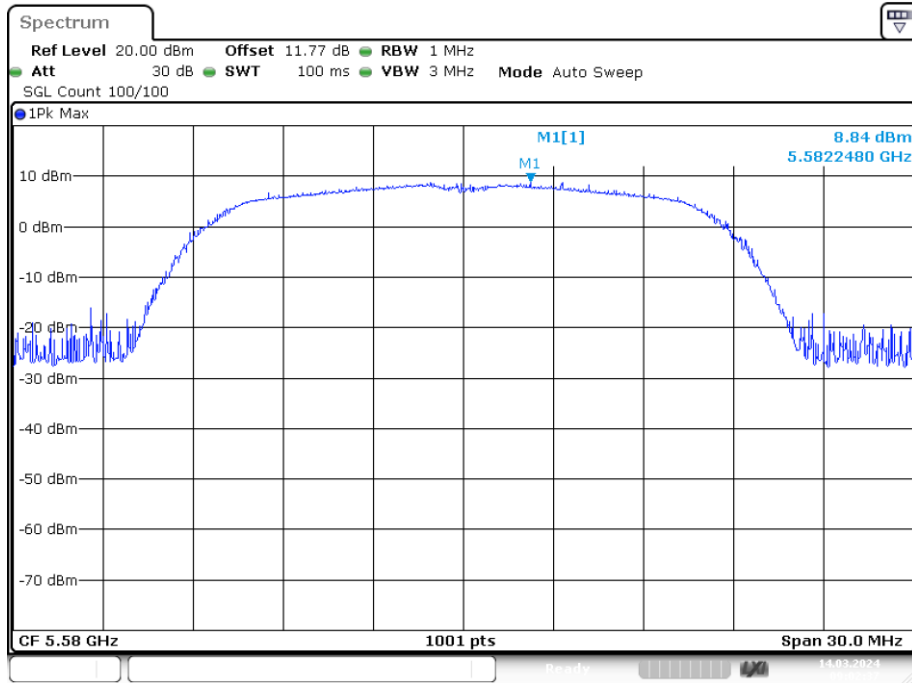
Condition	Mode	Frequency (MHz)	Antenna	EIRP PSD (dBm/MHz)	Limit (dBm/MHz)	Verdict
NVNT	a	5500	Ant1	8.409	11	Pass
NVNT	a	5580	Ant1	8.843	11	Pass
NVNT	a	5700	Ant1	9.137	11	Pass
NVNT	ac20	5500	Ant1	9.261	11	Pass
NVNT	ac20	5580	Ant1	8.734	11	Pass
NVNT	ac20	5700	Ant1	8.922	11	Pass
NVNT	ac40	5510	Ant1	5.621	11	Pass
NVNT	ac40	5670	Ant1	5.388	11	Pass
NVNT	ac80	5530	Ant1	0.928	11	Pass
NVNT	n20	5500	Ant1	9.503	11	Pass
NVNT	n20	5580	Ant1	8.442	11	Pass
NVNT	n20	5700	Ant1	8.499	11	Pass
NVNT	n40	5510	Ant1	5.791	11	Pass
NVNT	n40	5670	Ant1	5.863	11	Pass

PSD NVNT a 5500MHz Ant1

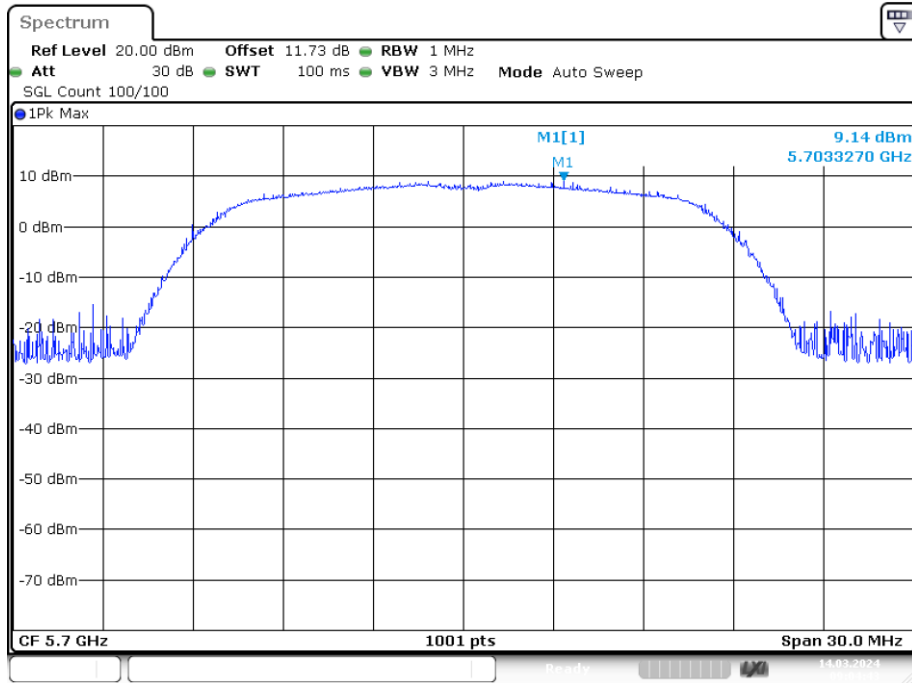


Date: 14.MAR.2024 08:59:12

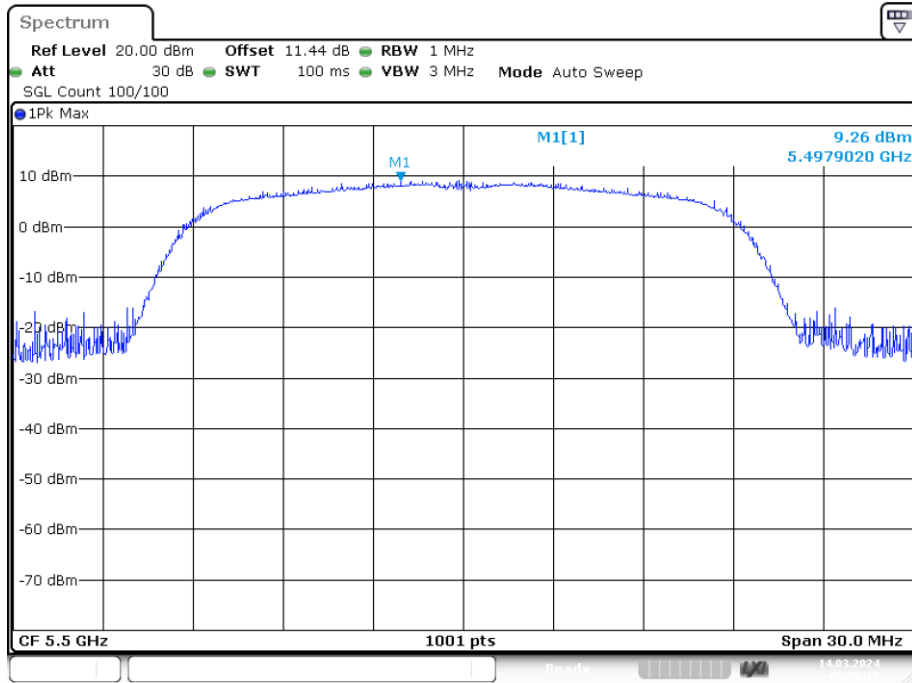
PSD NVNT a 5580MHz Ant1



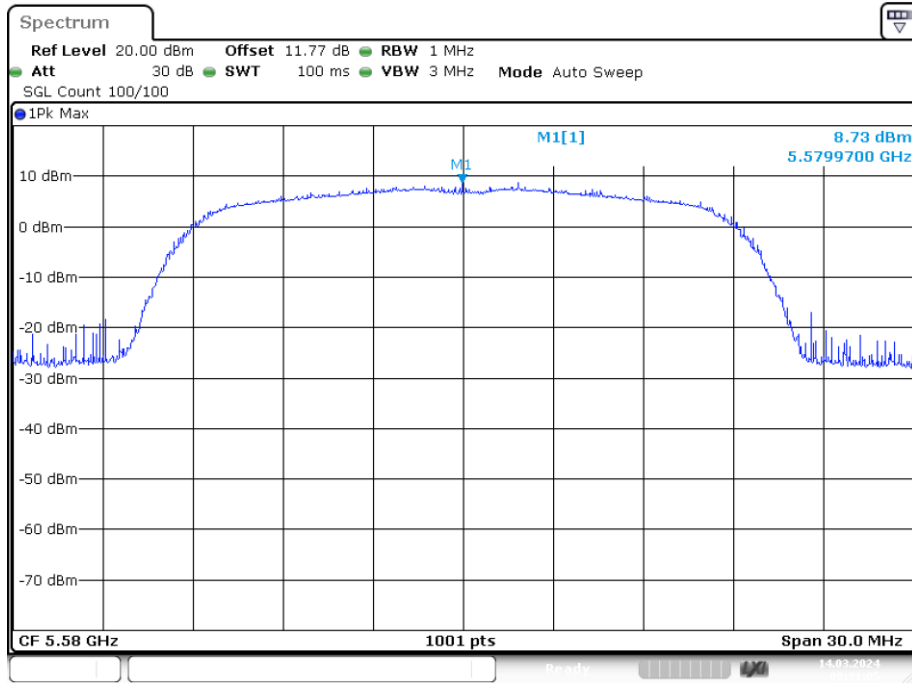
PSD NVNT a 5700MHz Ant1



PSD NVNT ac20 5500MHz Ant1

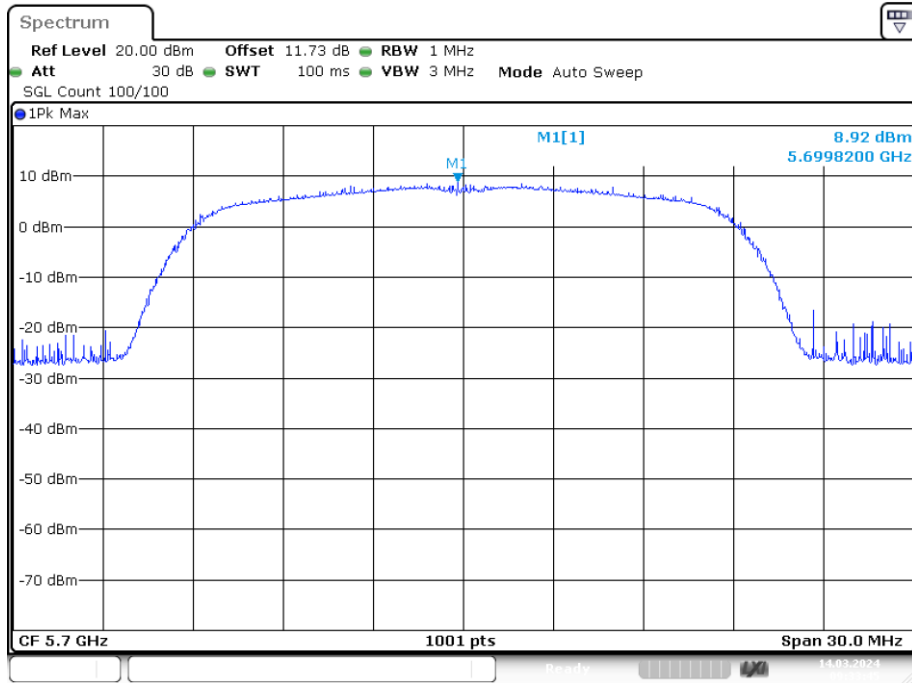


PSD NVNT ac20 5580MHz Ant1

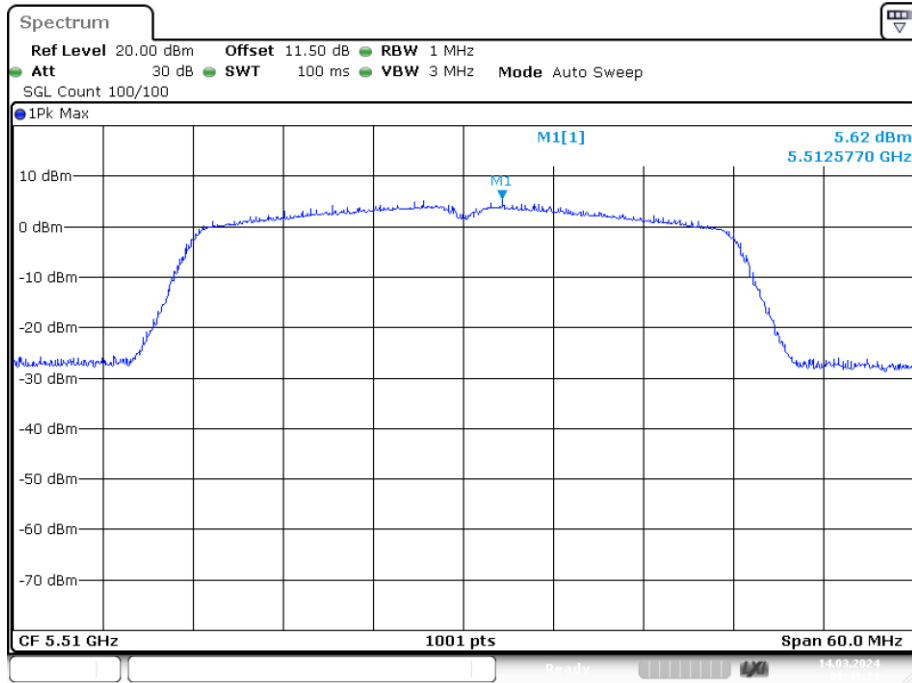


PSD NVNT ac20 5700MHz Ant1

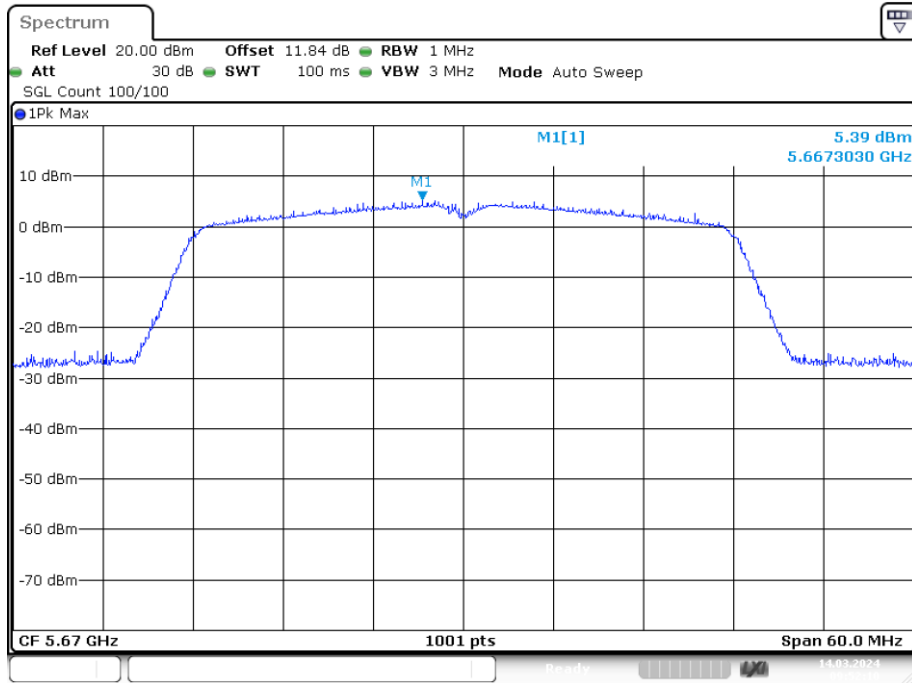




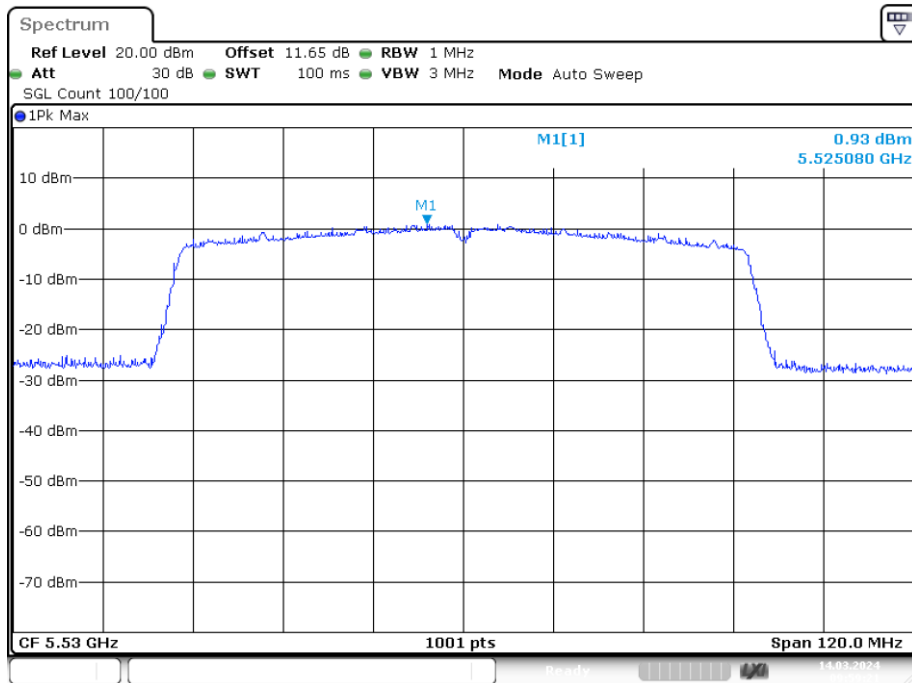
PSD NVNT ac40 5510MHz Ant1



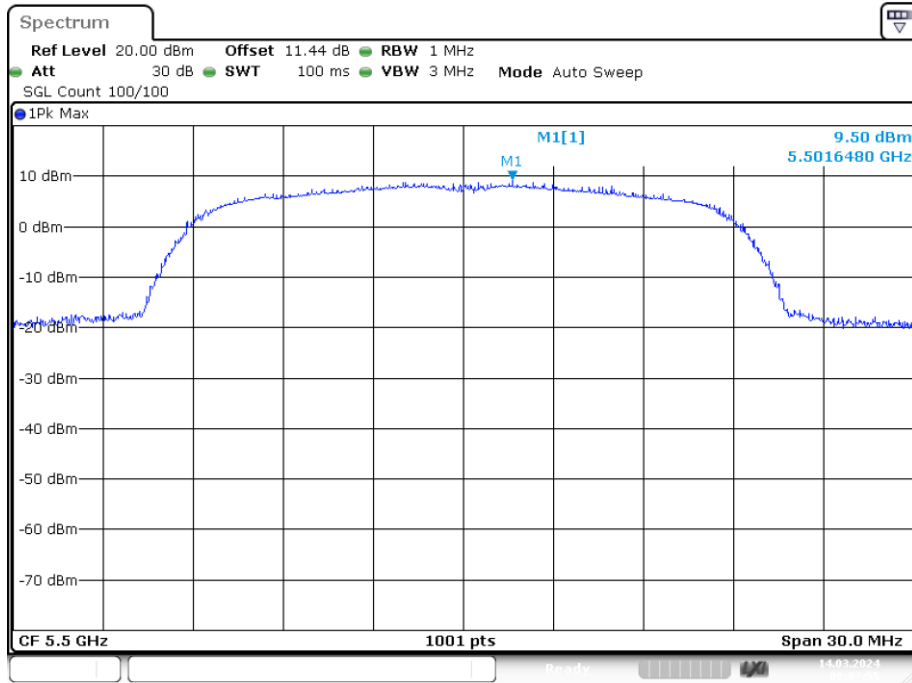
PSD NVNT ac40 5670MHz Ant1



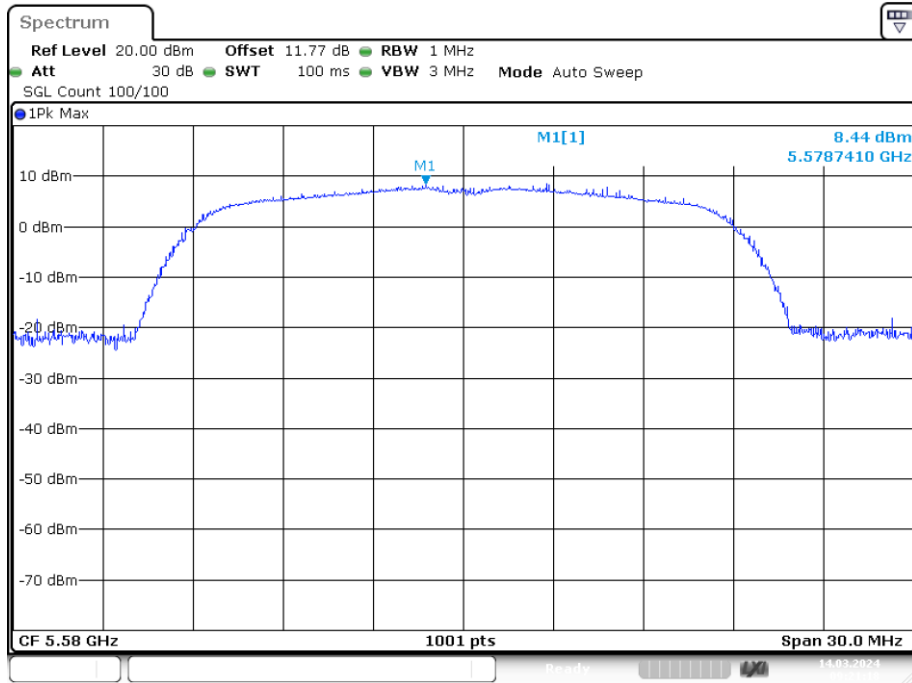
PSD NVNT ac80 5530MHz Ant1



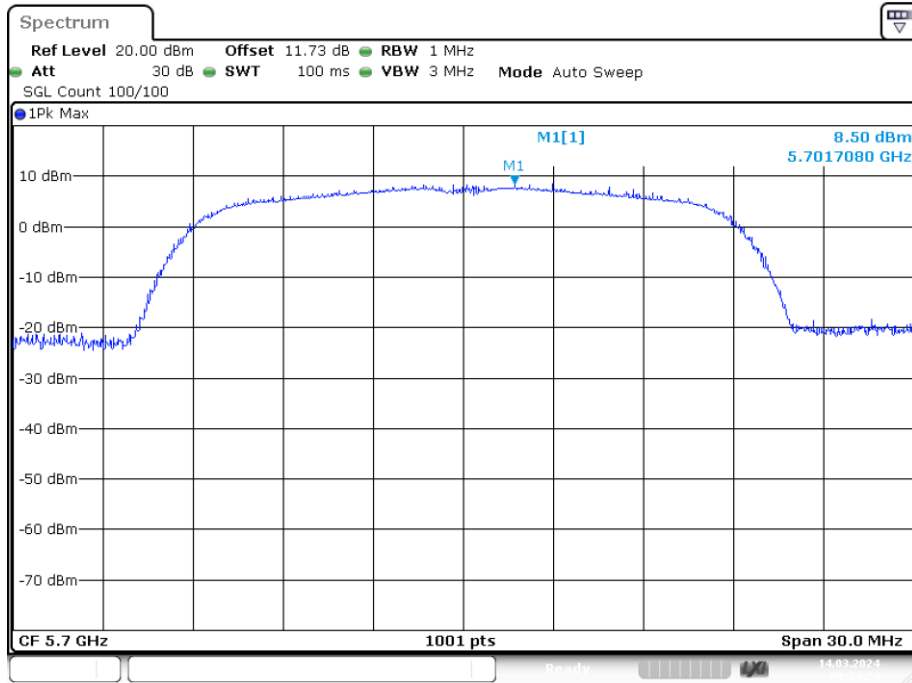
PSD NVNT n20 5500MHz Ant1



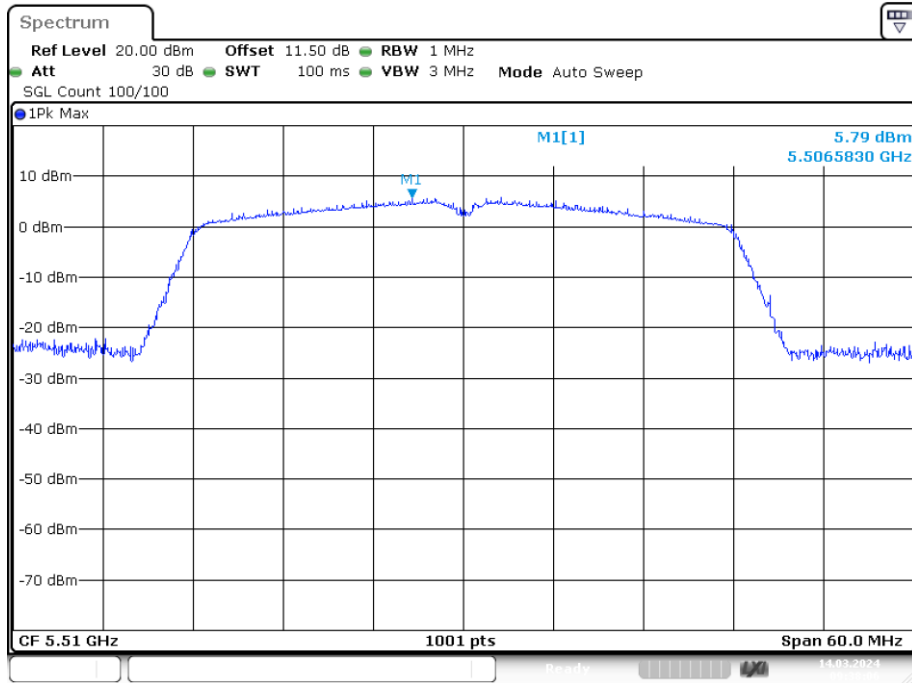
PSD NVNT n20 5580MHz Ant1



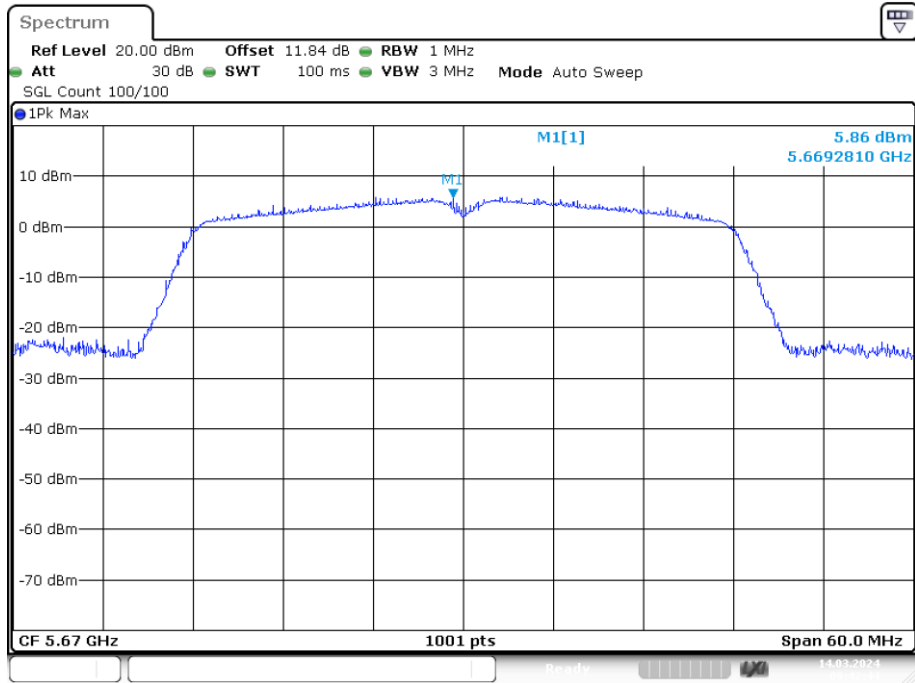
PSD NVNT n20 5700MHz Ant1



PSD NVNT n40 5510MHz Ant1



### PSD NVNT n40 5670MHz Ant1

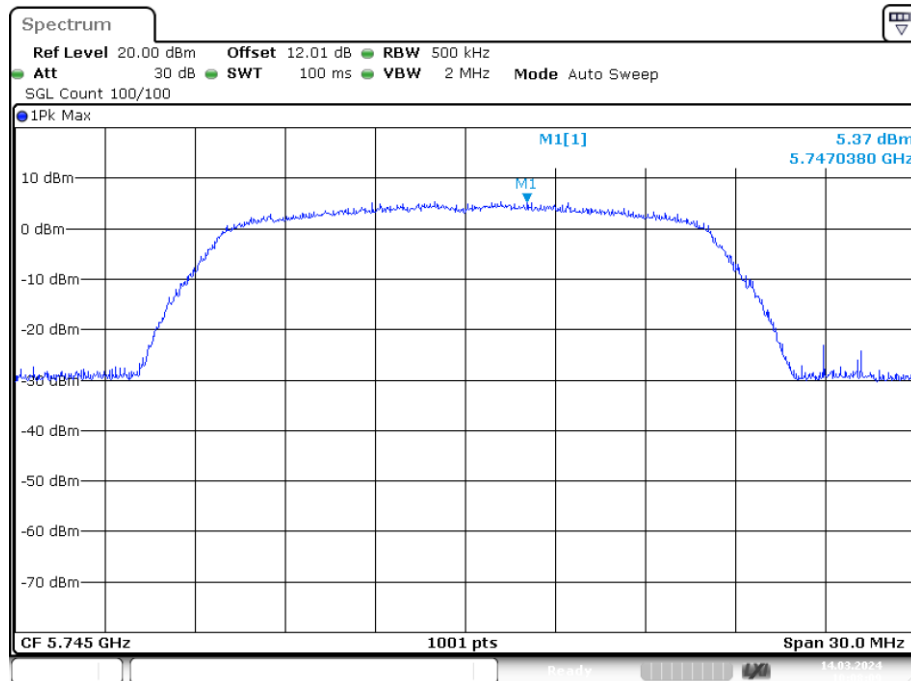


Date: 14.MAR.2024 09:42:43

**Band 4 (5725 - 5850 MHz)**

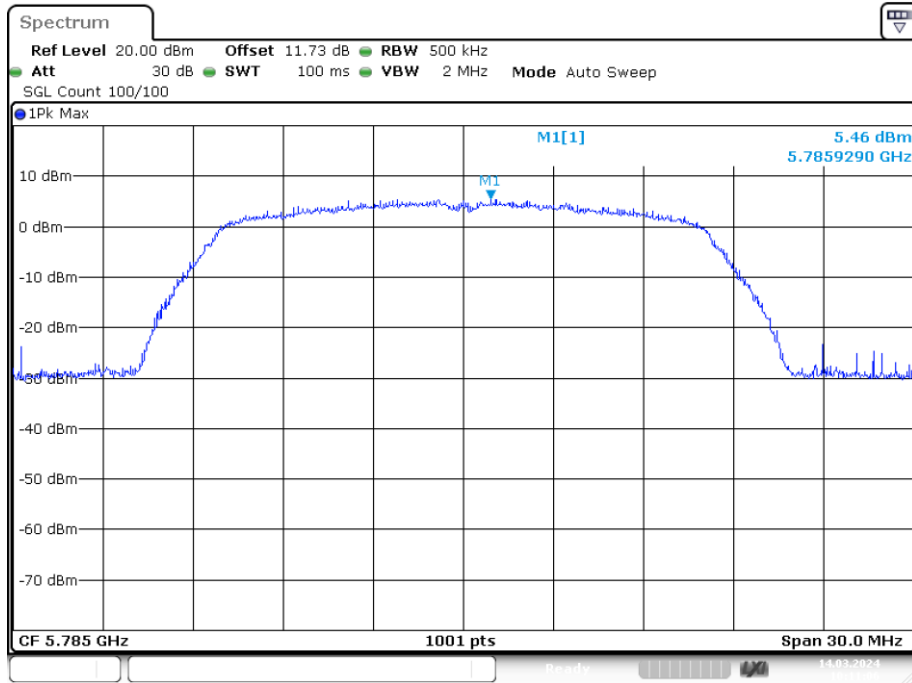
Condition	Mode	Frequency (MHz)	Antenna	Max PSD (dBm)	Limit (dBm)	Verdict
NVNT	a	5745	Ant1	5.37	30	Pass
NVNT	a	5785	Ant1	5.459	30	Pass
NVNT	a	5825	Ant1	5.31	30	Pass
NVNT	ac20	5745	Ant1	5.537	30	Pass
NVNT	ac20	5785	Ant1	4.983	30	Pass
NVNT	ac20	5825	Ant1	5.125	30	Pass
NVNT	ac40	5755	Ant1	2.444	30	Pass
NVNT	ac40	5795	Ant1	1.925	30	Pass
NVNT	ac80	5775	Ant1	-0.676	30	Pass
NVNT	n20	5745	Ant1	5.272	30	Pass
NVNT	n20	5785	Ant1	5.145	30	Pass
NVNT	n20	5825	Ant1	4.841	30	Pass
NVNT	n40	5755	Ant1	2.082	30	Pass
NVNT	n40	5795	Ant1	2.084	30	Pass

PSD NVNT a 5745MHz Ant1



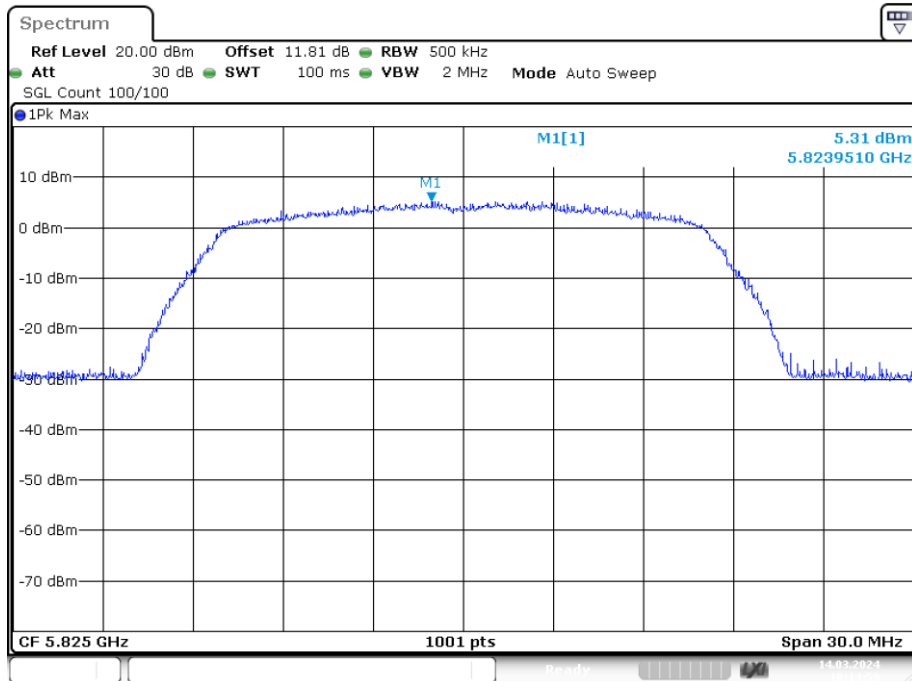
Date: 14.MAR.2024 10:08:10

### PSD NVNT a 5785MHz Ant1



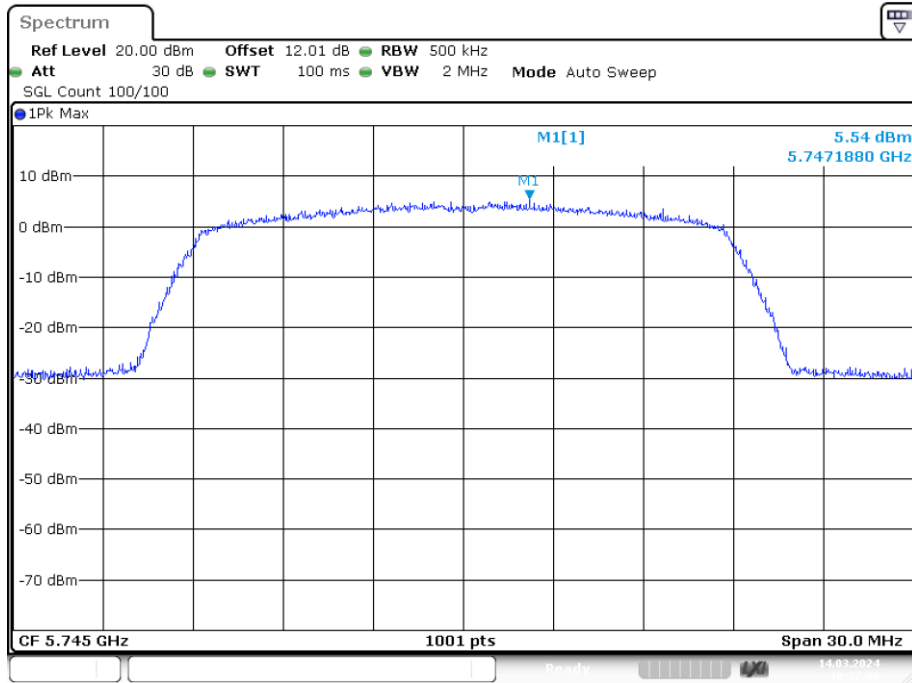
Date: 14.MAR.2024 10:11:06

### PSD NVNT a 5825MHz Ant1

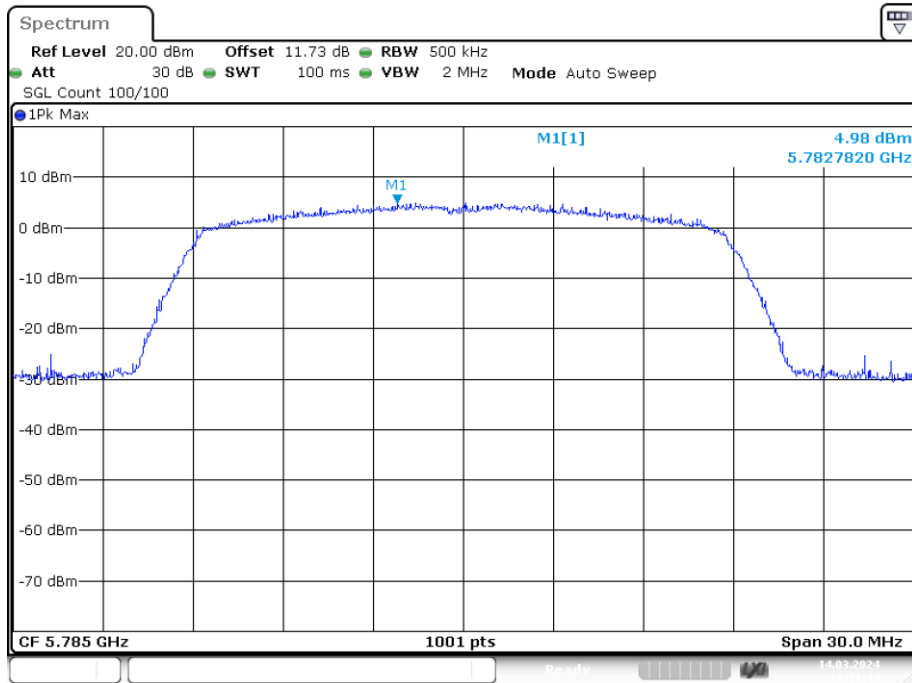


Date: 14.MAR.2024 10:14:59

### PSD NVNT ac20 5745MHz Ant1

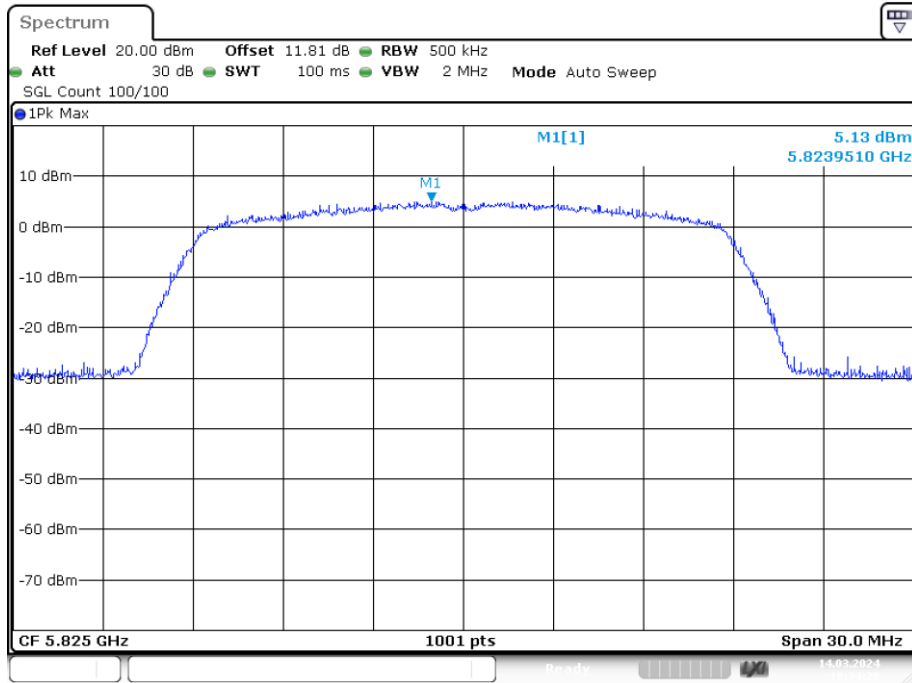


### PSD NVNT ac20 5785MHz Ant1

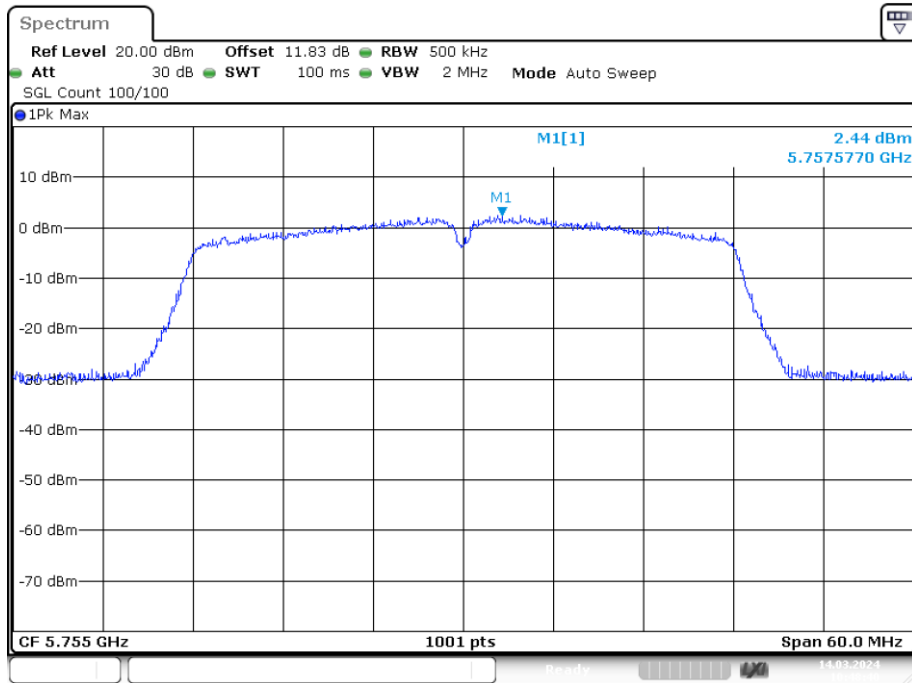




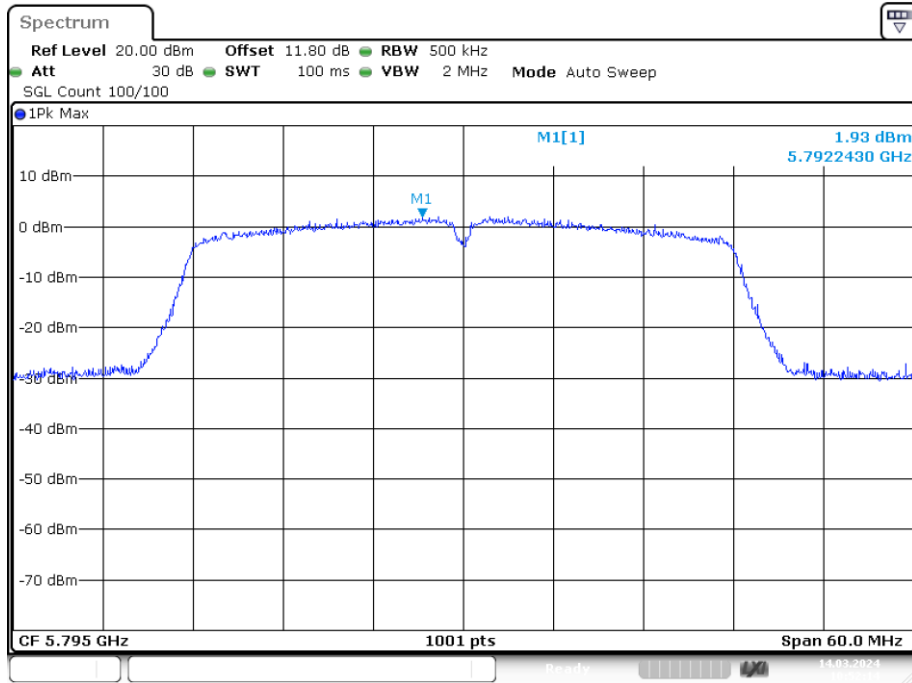
### PSD NVNT ac20 5825MHz Ant1



### PSD NVNT ac40 5755MHz Ant1

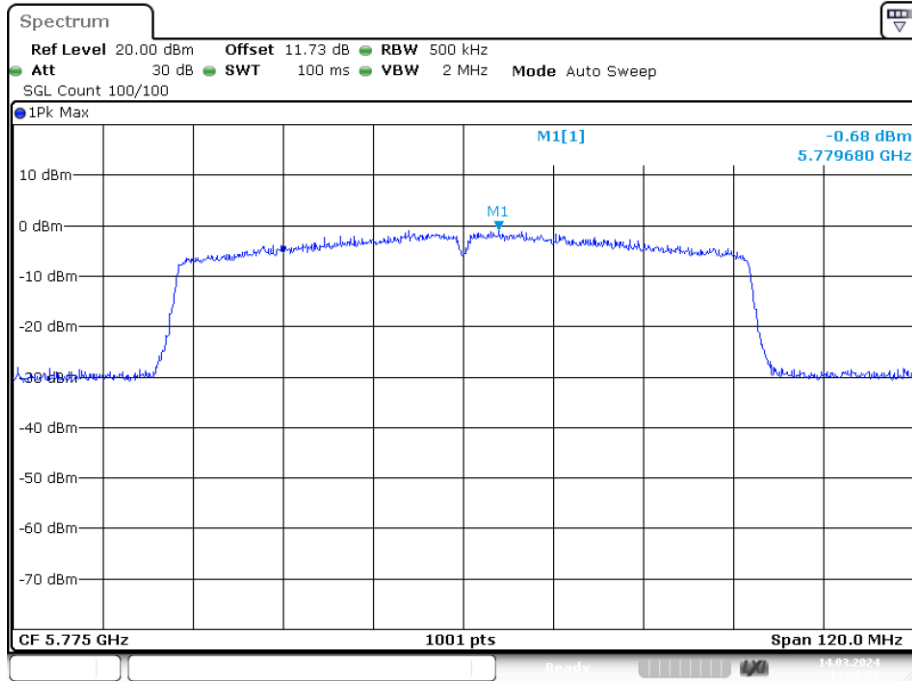


### PSD NVNT ac40 5795MHz Ant1



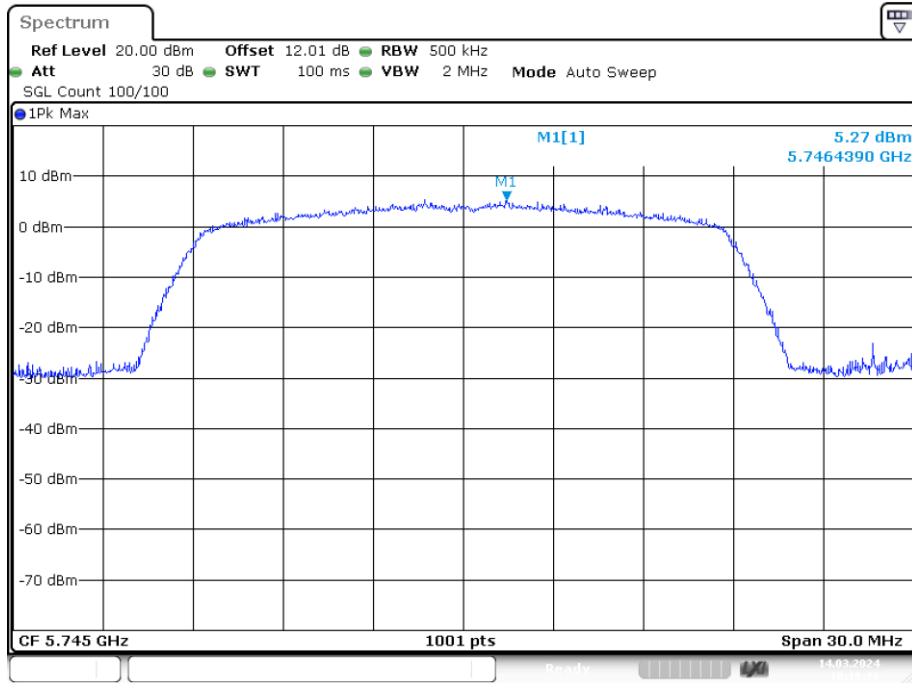
Date: 14.MAR.2024 10:52:14

### PSD NVNT ac80 5775MHz Ant1

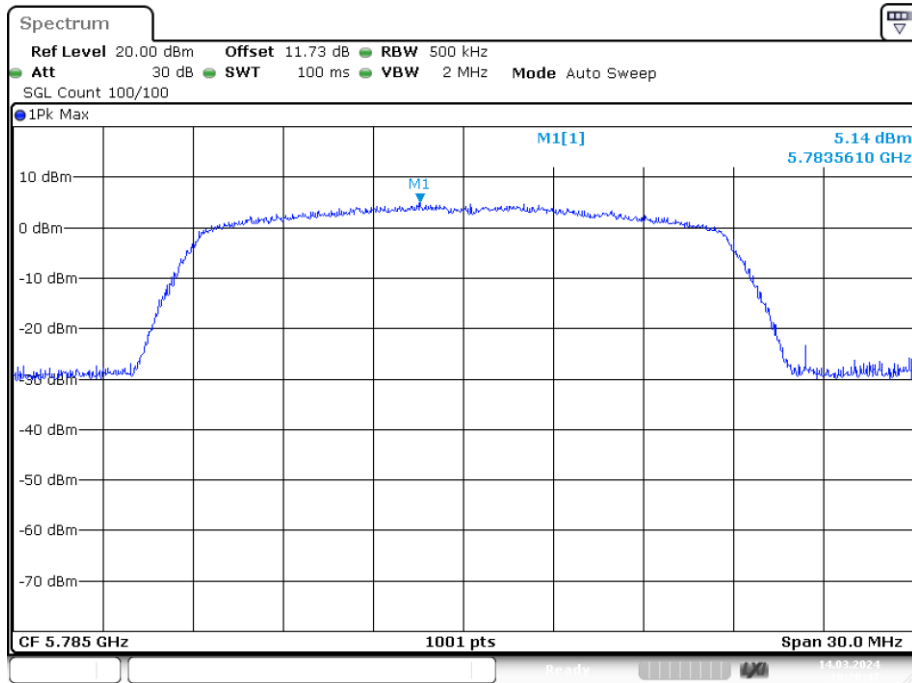


Date: 14.MAR.2024 11:00:50

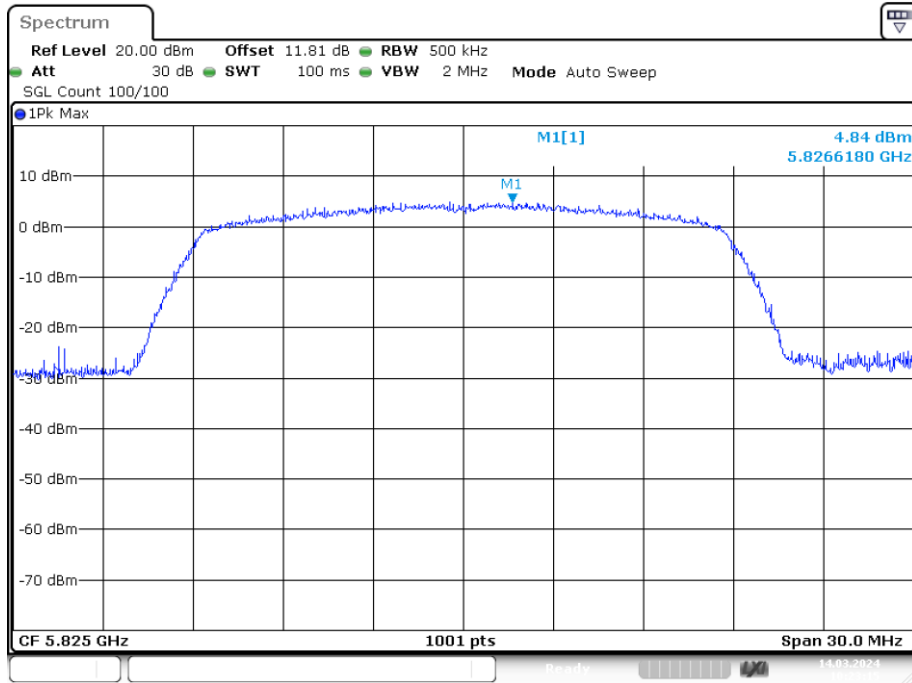
### PSD NVNT n20 5745MHz Ant1



### PSD NVNT n20 5785MHz Ant1

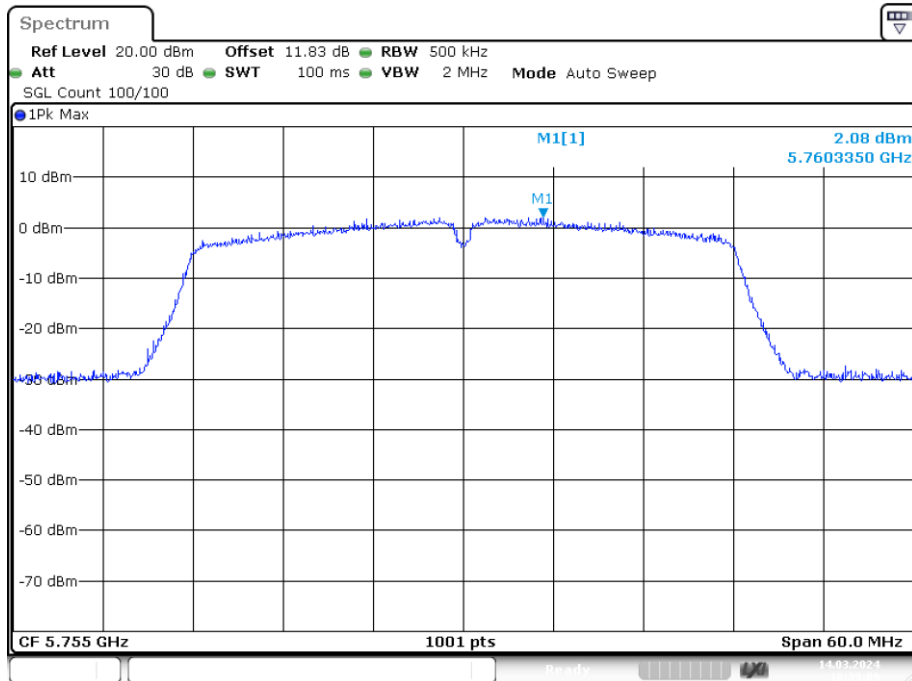


### PSD NVNT n20 5825MHz Ant1



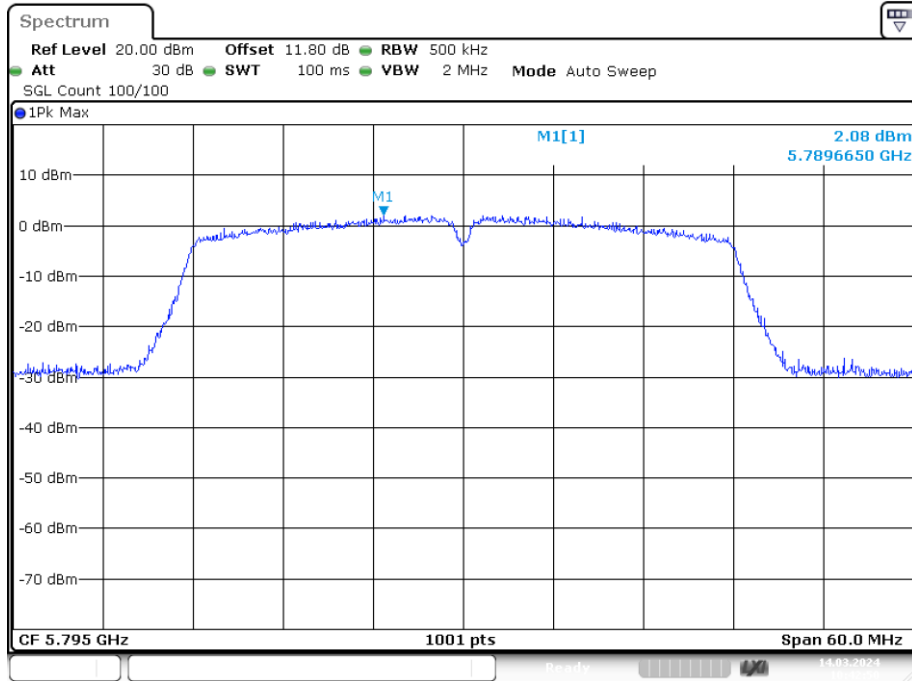
Date: 14.MAR.2024 10:23:15

### PSD NVNT n40 5755MHz Ant1



Date: 14.MAR.2024 10:39:10

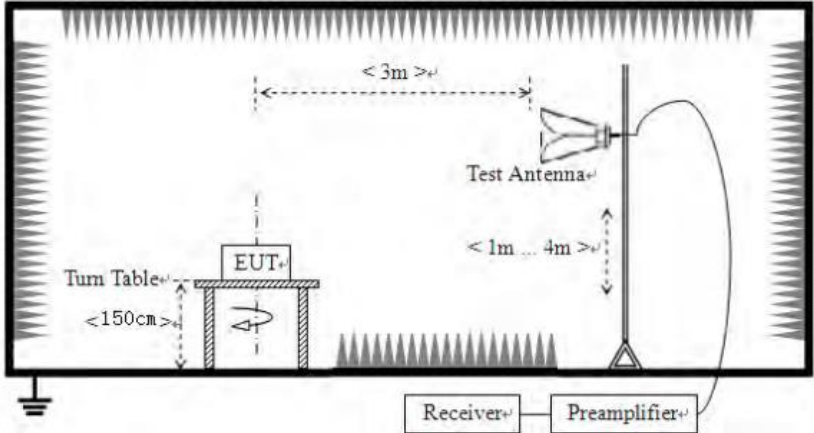
### PSD NVNT n40 5795MHz Ant1



Date: 14.MAR.2024 10:42:50

## 4.6 Band Edge

Test Requirement:	FCC Part15 E Section 15.407			
Test Method:	ANSI C63.10:2013			
Test site:	Measurement Distance: 3m (Semi-Anechoic Chamber)			
Receiver setup:				
	Frequency	Detector	RBW	VBW
	30MHz-1GHz	Quasi-peak	100KHz	300KHz
	Above 1GHz	Peak	1MHz	3MHz
AV		1MHz	3MHz	
Limit:	Frequency		Limit (dBuV/m @3m)	Remark
	30MHz-88MHz		40.0	Quasi-peak Value
	88MHz-216MHz		43.5	Quasi-peak Value
	216MHz-960MHz		46.0	Quasi-peak Value
	960MHz-1GHz		54.0	Quasi-peak Value
	Above 1GHz		54.0	Average Value
			68.2	Peak Value
<p>Undesirable emission limits:</p> <p>(1) For transmitters operating in the 5.15-5.25 GHz band: all emissions outside of the 5.15-5.35 GHz band shall not exceed an EIRP of -27 dBm/MHz.</p> <p>(2) For transmitters operating in the 5.25-5.35 GHz band: all emissions outside of the 5.15-5.35 GHz band shall not exceed an EIRP of -27 dBm/MHz. Devices operating in the 5.25-5.35 GHz band that generate emissions in the 5.15-5.25 GHz band must meet all applicable technical requirements for operation in the 5.15-5.25 GHz band (including indoor use) or alternatively meet an out-of-band emission EIRP limit of -27 dBm/MHz in the 5.15-5.25 GHz band.</p> <p>(3) For transmitters operating in the 5.47-5.725 GHz band: all emissions outside of the 5.47-5.725 GHz band shall not exceed an EIRP of -27 dBm/MHz.</p>				
Test Procedure:	<p>a. The EUT was placed on the top of a rotating table 1.5 m above the ground at a 3 meter chamber. The table was rotated 360 degrees to determine the position of the highest radiation.</p> <p>b. The EUT was set 3 meters away from the interference-receiving antenna, which was mounted on the top of a variable-height antenna tower.</p> <p>c. The antenna height is varied from one meter to four meters above the ground to determine the maximum value of the field strength. Both horizontal and vertical polarizations of the antenna are set to make the measurement.</p> <p>d. For each suspected emission, the EUT was arranged to its worst case and then the antenna was tuned to heights from 1 meter to 4 meters and the rotatable table was turned from 0 degrees to 360 degrees to find the maximum reading.</p> <p>e. The test-receiver system was set to Peak Detect Function and Specified Bandwidth with Maximum Hold Mode.</p> <p>f. If the emission level of the EUT in peak mode was 10dB lower than the limit specified, then testing could be stopped and the peak values of the EUT would be reported. Otherwise the emissions that did not have 10dB margin would be re-tested one by one using peak, quasi-peak or average method as specified and then reported in a data sheet.</p>			
Test setup:	Above 1GHz			

	
Test Instruments:	Refer to section 5.10 for details
Test mode:	Refer to section 5.3 for details
Test results:	Pass

## Remark:

According to KDB 789033 D02 v02r01 section G) 1) (d), for For measurements above 1000 MHz @ 3m distance, the limit of field strength is computed as follows:

$$E[\text{dBuV/m}] = \text{EIRP}[\text{dBm}] + 95.2,$$

For example, if EIRP = -27dBm

$$E[\text{dBuV/m}] = -27 + 95.2 = 68.2\text{dBuV/m}.$$

**Measurement Data:****Band1**

Mode:		802.11a		Frequency:		5180MHz	
Antenna Pol.	Frequency (MHz)	Reading Level (dBuV)	Factor (dB/m)	Measure Level (dBuV/m)	Limit (dBuV/m)	Over limit(dB)	Detector
H	5150.00	33.86	17.18	51.04	74.00	-22.96	PK
V	5150.00	35.53	17.18	52.71	74.00	-21.29	PK
Mode:		802.11a		Frequency:		5180MHz	
Antenna Pol.	Frequency (MHz)	Reading Level (dBuV)	Factor (dB/m)	Measure Level (dBuV/m)	Limit (dBuV/m)	Over limit(dB)	Detector
H	5150.00	22.27	17.18	39.45	54.00	-14.55	AV
V	5150.00	24.48	17.18	41.66	54.00	-12.34	AV
Mode:		802.11a		Frequency:		5240MHz	
Antenna Pol.	Frequency (MHz)	Reading Level (dBuV)	Factor (dB/m)	Measure Level (dBuV/m)	Limit (dBuV/m)	Over limit(dB)	Detector
H	5350.00	33.97	17.20	51.17	74.00	-22.83	PK
V	5350.00	33.98	17.20	51.18	74.00	-22.82	PK
Mode:		802.11a		Frequency:		5240MHz	
Antenna Pol.	Frequency (MHz)	Reading Level (dBuV)	Factor (dB/m)	Measure Level (dBuV/m)	Limit (dBuV/m)	Over limit(dB)	Detector
H	5350.00	28.58	17.20	45.78	54.00	-8.22	AV
V	5350.00	23.23	17.20	40.43	54.00	-13.57	AV



Mode:		802.11n(HT20)		Frequency:		5180MHz	
Antenna Pol.	Frequency (MHz)	Reading Level (dBuV)	Factor (dB/m)	Measure Level (dBuV/m)	Limit (dBuV/m)	Over limit(dB)	Detector
H	5150.00	34.50	17.18	51.68	74.00	-22.32	PK
V	5150.00	33.07	17.18	50.25	74.00	-23.75	PK
Mode:		802.11n(HT20)		Frequency:		5180MHz	
Antenna Pol.	Frequency (MHz)	Reading Level (dBuV)	Factor (dB/m)	Measure Level (dBuV/m)	Limit (dBuV/m)	Over limit(dB)	Detector
H	5150.00	23.48	17.18	40.66	54.00	-13.34	AV
V	5150.00	25.89	17.18	43.07	54.00	-10.93	AV
Mode:		802.11n(HT20)		Frequency:		5240MHz	
Antenna Pol.	Frequency (MHz)	Reading Level (dBuV)	Factor (dB/m)	Measure Level (dBuV/m)	Limit (dBuV/m)	Over limit(dB)	Detector
H	5350.00	33.66	17.20	50.86	74.00	-23.14	PK
V	5350.00	31.48	17.20	48.68	74.00	-25.32	PK
Mode:		802.11n(HT20)		Frequency:		5240MHz	
Antenna Pol.	Frequency (MHz)	Reading Level (dBuV)	Factor (dB/m)	Measure Level (dBuV/m)	Limit (dBuV/m)	Over limit(dB)	Detector
H	5350.00	28.12	17.20	45.32	54.00	-8.68	AV
V	5350.00	24.64	17.20	41.84	54.00	-12.16	AV

Mode:		802.11ac(HT20)		Frequency:		5180MHz	
Antenna Pol.	Frequency (MHz)	Reading Level (dBuV)	Factor (dB/m)	Measure Level (dBuV/m)	Limit (dBuV/m)	Over limit(dB)	Detector
H	5150.00	32.58	17.18	49.76	74.00	-24.24	PK
V	5150.00	32.88	17.18	50.06	74.00	-23.94	PK
Mode:		802.11ac(HT20)		Frequency:		5180MHz	
Antenna Pol.	Frequency (MHz)	Reading Level (dBuV)	Factor (dB/m)	Measure Level (dBuV/m)	Limit (dBuV/m)	Over limit(dB)	Detector
H	5150.00	23.68	17.18	40.86	54.00	-13.14	AV
V	5150.00	24.80	17.18	41.98	54.00	-12.02	AV
Mode:		802.11ac(HT20)		Frequency:		5240MHz	
Antenna Pol.	Frequency (MHz)	Reading Level (dBuV)	Factor (dB/m)	Measure Level (dBuV/m)	Limit (dBuV/m)	Over limit(dB)	Detector
H	5350.00	34.56	17.20	51.76	74.00	-22.24	PK
V	5350.00	31.09	17.20	48.29	74.00	-25.71	PK
Mode:		802.11ac(HT20)		Frequency:		5240MHz	
Antenna Pol.	Frequency (MHz)	Reading Level (dBuV)	Factor (dB/m)	Measure Level (dBuV/m)	Limit (dBuV/m)	Over limit(dB)	Detector
H	5350.00	30.34	17.20	47.54	54.00	-6.46	AV
V	5350.00	24.08	17.20	41.28	54.00	-12.72	AV

Mode:		802.11n(HT40)		Frequency:		5190MHz	
Antenna Pol.	Frequency (MHz)	Reading Level (dBuV)	Factor (dB/m)	Measure Level (dBuV/m)	Limit (dBuV/m)	Over limit(dB)	Detector
H	5150.00	33.63	17.18	50.81	74.00	-23.19	PK
V	5150.00	35.45	17.18	52.63	74.00	-21.37	PK
Mode:		802.11n(HT40)		Frequency:		5190MHz	
Antenna Pol.	Frequency (MHz)	Reading Level (dBuV)	Factor (dB/m)	Measure Level (dBuV/m)	Limit (dBuV/m)	Over limit(dB)	Detector
H	5150.00	22.16	17.18	39.34	54.00	-14.66	AV
V	5150.00	23.79	17.18	40.97	54.00	-13.03	AV
Mode:		802.11n(HT40)		Frequency:		5230MHz	
Antenna Pol.	Frequency (MHz)	Reading Level (dBuV)	Factor (dB/m)	Measure Level (dBuV/m)	Limit (dBuV/m)	Over limit(dB)	Detector
H	5350.00	33.78	17.20	50.98	74.00	-23.02	PK
V	5350.00	31.01	17.20	48.21	74.00	-25.79	PK
Mode:		802.11n(HT40)		Frequency:		5230MHz	
Antenna Pol.	Frequency (MHz)	Reading Level (dBuV)	Factor (dB/m)	Measure Level (dBuV/m)	Limit (dBuV/m)	Over limit(dB)	Detector
H	5350.00	30.06	17.20	47.26	54.00	-6.74	AV
V	5350.00	26.34	17.20	43.54	54.00	-10.46	AV

Mode:		802.11ac(HT40)		Frequency:		5190MHz	
Antenna Pol.	Frequency (MHz)	Reading Level (dBuV)	Factor (dB/m)	Measure Level (dBuV/m)	Limit (dBuV/m)	Over limit(dB)	Detector
H	5150.00	34.37	17.18	51.55	74.00	-22.45	PK
V	5150.00	33.51	17.18	50.69	74.00	-23.31	PK
Mode:		802.11ac(HT40)		Frequency:		5190MHz	
Antenna Pol.	Frequency (MHz)	Reading Level (dBuV)	Factor (dB/m)	Measure Level (dBuV/m)	Limit (dBuV/m)	Over limit(dB)	Detector
H	5150.00	24.86	17.18	42.04	54.00	-11.96	AV
V	5150.00	25.13	17.18	42.31	54.00	-11.69	AV
Mode:		802.11ac(HT40)		Frequency:		5230MHz	
Antenna Pol.	Frequency (MHz)	Reading Level (dBuV)	Factor (dB/m)	Measure Level (dBuV/m)	Limit (dBuV/m)	Over limit(dB)	Detector
H	5350.00	36.86	17.20	54.06	74.00	-19.94	PK
V	5350.00	33.91	17.20	51.11	74.00	-22.89	PK
Mode:		802.11ac(HT40)		Frequency:		5230MHz	
Antenna Pol.	Frequency (MHz)	Reading Level (dBuV)	Factor (dB/m)	Measure Level (dBuV/m)	Limit (dBuV/m)	Over limit(dB)	Detector
H	5350.00	27.54	17.20	44.74	54.00	-9.26	AV
V	5350.00	25.77	17.20	42.97	54.00	-11.03	AV

Mode:		802.11ac(HT80)		Frequency:		5210MHz	
Antenna Pol.	Frequency (MHz)	Reading Level (dBuV)	Factor (dB/m)	Measure Level (dBuV/m)	Limit (dBuV/m)	Over limit(dB)	Detector
H	5150.00	33.19	17.18	50.37	74.00	-23.63	PK
V	5150.00	36.24	17.18	53.42	74.00	-20.58	PK
Mode:		802.11ac(HT80)		Frequency:		5210MHz	
Antenna Pol.	Frequency (MHz)	Reading Level (dBuV)	Factor (dB/m)	Measure Level (dBuV/m)	Limit (dBuV/m)	Over limit(dB)	Detector
H	5150.00	24.86	17.18	42.04	54.00	-11.96	AV
V	5150.00	23.98	17.18	41.16	54.00	-12.84	AV
Mode:		802.11ac(HT80)		Frequency:		5210MHz	
Antenna Pol.	Frequency (MHz)	Reading Level (dBuV)	Factor (dB/m)	Measure Level (dBuV/m)	Limit (dBuV/m)	Over limit(dB)	Detector
H	5350.00	35.46	17.20	52.66	74.00	-21.34	PK
V	5350.00	32.53	17.20	49.73	74.00	-24.27	PK
Mode:		802.11ac(HT80)		Frequency:		5210MHz	
Antenna Pol.	Frequency (MHz)	Reading Level (dBuV)	Factor (dB/m)	Measure Level (dBuV/m)	Limit (dBuV/m)	Over limit(dB)	Detector
H	5350.00	26.76	17.20	43.96	54.00	-10.04	AV
V	5350.00	24.49	17.20	41.69	54.00	-12.31	AV

**Band2**

Mode:		802.11a		Frequency:		5260MHz	
Antenna Pol.	Frequency (MHz)	Reading Level (dBuV)	Factor (dB/m)	Measure Level (dBuV/m)	Limit (dBuV/m)	Over limit(dB)	Detector
H	5150.00	34.86	17.18	52.04	74.00	-21.96	PK
V	5150.00	33.05	17.18	50.23	74.00	-23.77	PK
Mode:		802.11a		Frequency:		5260MHz	
Antenna Pol.	Frequency (MHz)	Reading Level (dBuV)	Factor (dB/m)	Measure Level (dBuV/m)	Limit (dBuV/m)	Over limit(dB)	Detector
H	5150.00	22.37	17.18	39.55	54.00	-14.45	AV
V	5150.00	25.95	17.18	43.13	54.00	-10.87	AV
Mode:		802.11a		Frequency:		5320MHz	
Antenna Pol.	Frequency (MHz)	Reading Level (dBuV)	Factor (dB/m)	Measure Level (dBuV/m)	Limit (dBuV/m)	Over limit(dB)	Detector
H	5350.00	33.58	17.20	50.78	74.00	-23.22	PK
V	5350.00	32.33	17.20	49.53	74.00	-24.47	PK
Mode:		802.11a		Frequency:		5320MHz	
Antenna Pol.	Frequency (MHz)	Reading Level (dBuV)	Factor (dB/m)	Measure Level (dBuV/m)	Limit (dBuV/m)	Over limit(dB)	Detector
H	5350.00	28.73	17.20	45.93	54.00	-8.07	AV
V	5350.00	23.02	17.20	40.22	54.00	-13.78	AV

Mode:		802.11n(HT20)		Frequency:		5260MHz	
Antenna Pol.	Frequency (MHz)	Reading Level (dBuV)	Factor (dB/m)	Measure Level (dBuV/m)	Limit (dBuV/m)	Over limit(dB)	Detector
H	5150.00	34.25	17.18	51.43	74.00	-22.57	PK
V	5150.00	34.53	17.18	51.71	74.00	-22.29	PK
Mode:		802.11n(HT20)		Frequency:		5260MHz	
Antenna Pol.	Frequency (MHz)	Reading Level (dBuV)	Factor (dB/m)	Measure Level (dBuV/m)	Limit (dBuV/m)	Over limit(dB)	Detector
H	5150.00	23.63	17.18	40.81	54.00	-13.19	AV
V	5150.00	23.45	17.18	40.63	54.00	-13.37	AV
Mode:		802.11n(HT20)		Frequency:		5320MHz	
Antenna Pol.	Frequency (MHz)	Reading Level (dBuV)	Factor (dB/m)	Measure Level (dBuV/m)	Limit (dBuV/m)	Over limit(dB)	Detector
H	5350.00	36.02	17.20	53.22	74.00	-20.78	PK
V	5350.00	32.04	17.20	49.24	74.00	-24.76	PK
Mode:		802.11n(HT20)		Frequency:		5320MHz	
Antenna Pol.	Frequency (MHz)	Reading Level (dBuV)	Factor (dB/m)	Measure Level (dBuV/m)	Limit (dBuV/m)	Over limit(dB)	Detector
H	5350.00	29.76	17.20	46.96	54.00	-7.04	AV
V	5350.00	25.07	17.20	42.27	54.00	-11.73	AV

Mode:		802.11ac(HT20)		Frequency:		5260MHz	
Antenna Pol.	Frequency (MHz)	Reading Level (dBuV)	Factor (dB/m)	Measure Level (dBuV/m)	Limit (dBuV/m)	Over limit(dB)	Detector
H	5150.00	34.75	17.18	51.93	74.00	-22.07	PK
V	5150.00	36.25	17.18	53.43	74.00	-20.57	PK
Mode:		802.11ac(HT20)		Frequency:		5260MHz	
Antenna Pol.	Frequency (MHz)	Reading Level (dBuV)	Factor (dB/m)	Measure Level (dBuV/m)	Limit (dBuV/m)	Over limit(dB)	Detector
H	5150.00	24.56	17.18	41.74	54.00	-12.26	AV
V	5150.00	24.37	17.18	41.55	54.00	-12.45	AV
Mode:		802.11ac(HT20)		Frequency:		5320MHz	
Antenna Pol.	Frequency (MHz)	Reading Level (dBuV)	Factor (dB/m)	Measure Level (dBuV/m)	Limit (dBuV/m)	Over limit(dB)	Detector
H	5350.00	36.57	17.20	53.77	74.00	-20.23	PK
V	5350.00	31.40	17.20	48.60	74.00	-25.40	PK
Mode:		802.11ac(HT20)		Frequency:		5320MHz	
Antenna Pol.	Frequency (MHz)	Reading Level (dBuV)	Factor (dB/m)	Measure Level (dBuV/m)	Limit (dBuV/m)	Over limit(dB)	Detector
H	5350.00	26.87	17.20	44.07	54.00	-9.93	AV
V	5350.00	24.47	17.20	41.67	54.00	-12.33	AV



Mode:		802.11n(HT40)		Frequency:		5270MHz	
Antenna Pol.	Frequency (MHz)	Reading Level (dBuV)	Factor (dB/m)	Measure Level (dBuV/m)	Limit (dBuV/m)	Over limit(dB)	Detector
H	5150.00	31.19	17.18	48.37	74.00	-25.63	PK
V	5150.00	35.25	17.18	52.43	74.00	-21.57	PK
Mode:		802.11n(HT40)		Frequency:		5270MHz	
Antenna Pol.	Frequency (MHz)	Reading Level (dBuV)	Factor (dB/m)	Measure Level (dBuV/m)	Limit (dBuV/m)	Over limit(dB)	Detector
H	5150.00	25.29	17.18	42.47	54.00	-11.53	AV
V	5150.00	23.99	17.18	41.17	54.00	-12.83	AV
Mode:		802.11n(HT40)		Frequency:		5310MHz	
Antenna Pol.	Frequency (MHz)	Reading Level (dBuV)	Factor (dB/m)	Measure Level (dBuV/m)	Limit (dBuV/m)	Over limit(dB)	Detector
H	5350.00	35.26	17.20	52.46	74.00	-21.54	PK
V	5350.00	32.50	17.20	49.70	74.00	-24.30	PK
Mode:		802.11n(HT40)		Frequency:		5310MHz	
Antenna Pol.	Frequency (MHz)	Reading Level (dBuV)	Factor (dB/m)	Measure Level (dBuV/m)	Limit (dBuV/m)	Over limit(dB)	Detector
H	5350.00	27.49	17.20	44.69	54.00	-9.31	AV
V	5350.00	25.83	17.20	43.03	54.00	-10.97	AV

Mode:		802.11ac(HT40)		Frequency:		5270MHz	
Antenna Pol.	Frequency (MHz)	Reading Level (dBuV)	Factor (dB/m)	Measure Level (dBuV/m)	Limit (dBuV/m)	Over limit(dB)	Detector
H	5150.00	33.57	17.18	50.75	74.00	-23.25	PK
V	5150.00	36.09	17.18	53.27	74.00	-20.73	PK
Mode:		802.11ac(HT40)		Frequency:		5270MHz	
Antenna Pol.	Frequency (MHz)	Reading Level (dBuV)	Factor (dB/m)	Measure Level (dBuV/m)	Limit (dBuV/m)	Over limit(dB)	Detector
H	5150.00	22.26	17.18	39.44	54.00	-14.56	AV
V	5150.00	25.10	17.18	42.28	54.00	-11.72	AV
Mode:		802.11ac(HT40)		Frequency:		5310MHz	
Antenna Pol.	Frequency (MHz)	Reading Level (dBuV)	Factor (dB/m)	Measure Level (dBuV/m)	Limit (dBuV/m)	Over limit(dB)	Detector
H	5350.00	33.65	17.20	50.85	74.00	-23.15	PK
V	5350.00	31.14	17.20	48.34	74.00	-25.66	PK
Mode:		802.11ac(HT40)		Frequency:		5310MHz	
Antenna Pol.	Frequency (MHz)	Reading Level (dBuV)	Factor (dB/m)	Measure Level (dBuV/m)	Limit (dBuV/m)	Over limit(dB)	Detector
H	5350.00	30.44	17.20	47.64	54.00	-6.36	AV
V	5350.00	22.73	17.20	39.93	54.00	-14.07	AV

Mode:		802.11ac(HT80)		Frequency:		5290MHz	
Antenna Pol.	Frequency (MHz)	Reading Level (dBuV)	Factor (dB/m)	Measure Level (dBuV/m)	Limit (dBuV/m)	Over limit(dB)	Detector
H	5150.00	32.67	17.18	49.85	74.00	-24.15	PK
V	5150.00	35.32	17.18	52.50	74.00	-21.50	PK
Mode:		802.11ac(HT80)		Frequency:		5290MHz	
Antenna Pol.	Frequency (MHz)	Reading Level (dBuV)	Factor (dB/m)	Measure Level (dBuV/m)	Limit (dBuV/m)	Over limit(dB)	Detector
H	5150.00	23.92	17.18	41.10	54.00	-12.90	AV
V	5150.00	26.74	17.18	43.92	54.00	-10.08	AV
Mode:		802.11ac(HT80)		Frequency:		5290MHz	
Antenna Pol.	Frequency (MHz)	Reading Level (dBuV)	Factor (dB/m)	Measure Level (dBuV/m)	Limit (dBuV/m)	Over limit(dB)	Detector
H	5350.00	33.73	17.20	50.93	74.00	-23.07	PK
V	5350.00	33.74	17.20	50.94	74.00	-23.06	PK
Mode:		802.11ac(HT80)		Frequency:		5290MHz	
Antenna Pol.	Frequency (MHz)	Reading Level (dBuV)	Factor (dB/m)	Measure Level (dBuV/m)	Limit (dBuV/m)	Over limit(dB)	Detector
H	5350.00	30.32	17.20	47.52	54.00	-6.48	AV
V	5350.00	24.50	17.20	41.70	54.00	-12.30	AV

**Band3**

Mode:		802.11a		Frequency:		5500MHz	
Antenna Pol.	Frequency (MHz)	Reading Level (dBuV)	Factor (dB/m)	Measure Level (dBuV/m)	Limit (dBuV/m)	Over limit(dB)	Detector
H	5470.00	34.39	17.18	51.57	74.00	-22.43	PK
V	5470.00	33.64	17.18	50.82	74.00	-23.18	PK
Mode:		802.11a		Frequency:		5500MHz	
Antenna Pol.	Frequency (MHz)	Reading Level (dBuV)	Factor (dB/m)	Measure Level (dBuV/m)	Limit (dBuV/m)	Over limit(dB)	Detector
H	5470.00	22.21	17.18	39.39	54.00	-14.61	AV
V	5470.00	23.92	17.18	41.10	54.00	-12.90	AV
Mode:		802.11a		Frequency:		5700MHz	
Antenna Pol.	Frequency (MHz)	Reading Level (dBuV)	Factor (dB/m)	Measure Level (dBuV/m)	Limit (dBuV/m)	Over limit(dB)	Detector
H	5725.00	33.45	17.20	50.65	74.00	-23.35	PK
V	5725.00	32.88	17.20	50.08	74.00	-23.92	PK
Mode:		802.11a		Frequency:		5700MHz	
Antenna Pol.	Frequency (MHz)	Reading Level (dBuV)	Factor (dB/m)	Measure Level (dBuV/m)	Limit (dBuV/m)	Over limit(dB)	Detector
H	5725.00	29.15	17.20	46.35	54.00	-7.65	AV
V	5725.00	23.06	17.20	40.26	54.00	-13.74	AV

Mode:		802.11n(HT20)		Frequency:		5500MHz	
Antenna Pol.	Frequency (MHz)	Reading Level (dBuV)	Factor (dB/m)	Measure Level (dBuV/m)	Limit (dBuV/m)	Over limit(dB)	Detector
H	5470.00	33.91	17.18	51.09	74.00	-22.91	PK
V	5470.00	35.96	17.18	53.14	74.00	-20.86	PK
Mode:		802.11n(HT20)		Frequency:		5500MHz	
Antenna Pol.	Frequency (MHz)	Reading Level (dBuV)	Factor (dB/m)	Measure Level (dBuV/m)	Limit (dBuV/m)	Over limit(dB)	Detector
H	5470.00	25.20	17.18	42.38	54.00	-11.62	AV
V	5470.00	25.11	17.18	42.29	54.00	-11.71	AV
Mode:		802.11n(HT20)		Frequency:		5700MHz	
Antenna Pol.	Frequency (MHz)	Reading Level (dBuV)	Factor (dB/m)	Measure Level (dBuV/m)	Limit (dBuV/m)	Over limit(dB)	Detector
H	5725.00	36.69	17.20	53.89	74.00	-20.11	PK
V	5725.00	31.46	17.20	48.66	74.00	-25.34	PK
Mode:		802.11n(HT20)		Frequency:		5700MHz	
Antenna Pol.	Frequency (MHz)	Reading Level (dBuV)	Factor (dB/m)	Measure Level (dBuV/m)	Limit (dBuV/m)	Over limit(dB)	Detector
H	5725.00	28.81	17.20	46.01	54.00	-7.99	AV
V	5725.00	26.18	17.20	43.38	54.00	-10.62	AV

Mode:		802.11ac(HT20)		Frequency:		5500MHz	
Antenna Pol.	Frequency (MHz)	Reading Level (dBuV)	Factor (dB/m)	Measure Level (dBuV/m)	Limit (dBuV/m)	Over limit(dB)	Detector
H	5470.00	31.09	17.18	48.27	74.00	-25.73	PK
V	5470.00	35.54	17.18	52.72	74.00	-21.28	PK
Mode:		802.11ac(HT20)		Frequency:		5500MHz	
Antenna Pol.	Frequency (MHz)	Reading Level (dBuV)	Factor (dB/m)	Measure Level (dBuV/m)	Limit (dBuV/m)	Over limit(dB)	Detector
H	5470.00	22.79	17.18	39.97	54.00	-14.03	AV
V	5470.00	24.04	17.18	41.22	54.00	-12.78	AV
Mode:		802.11ac(HT20)		Frequency:		5700MHz	
Antenna Pol.	Frequency (MHz)	Reading Level (dBuV)	Factor (dB/m)	Measure Level (dBuV/m)	Limit (dBuV/m)	Over limit(dB)	Detector
H	5725.00	35.39	17.20	52.59	74.00	-21.41	PK
V	5725.00	33.79	17.20	50.99	74.00	-23.01	PK
Mode:		802.11ac(HT20)		Frequency:		5700MHz	
Antenna Pol.	Frequency (MHz)	Reading Level (dBuV)	Factor (dB/m)	Measure Level (dBuV/m)	Limit (dBuV/m)	Over limit(dB)	Detector
H	5725.00	26.72	17.20	43.92	54.00	-10.08	AV
V	5725.00	24.87	17.20	42.07	54.00	-11.93	AV

Mode:		802.11n(HT40)		Frequency:		5510MHz	
Antenna Pol.	Frequency (MHz)	Reading Level (dBuV)	Factor (dB/m)	Measure Level (dBuV/m)	Limit (dBuV/m)	Over limit(dB)	Detector
H	5470.00	33.24	17.18	50.42	74.00	-23.58	PK
V	5470.00	33.24	17.18	50.42	74.00	-23.58	PK
Mode:		802.11n(HT40)		Frequency:		5510MHz	
Antenna Pol.	Frequency (MHz)	Reading Level (dBuV)	Factor (dB/m)	Measure Level (dBuV/m)	Limit (dBuV/m)	Over limit(dB)	Detector
H	5470.00	25.10	17.18	42.28	54.00	-11.72	AV
V	5470.00	25.77	17.18	42.95	54.00	-11.05	AV
Mode:		802.11n(HT40)		Frequency:		5670MHz	
Antenna Pol.	Frequency (MHz)	Reading Level (dBuV)	Factor (dB/m)	Measure Level (dBuV/m)	Limit (dBuV/m)	Over limit(dB)	Detector
H	5725.00	34.47	17.20	51.67	74.00	-22.33	PK
V	5725.00	32.32	17.20	49.52	74.00	-24.48	PK
Mode:		802.11n(HT40)		Frequency:		5670MHz	
Antenna Pol.	Frequency (MHz)	Reading Level (dBuV)	Factor (dB/m)	Measure Level (dBuV/m)	Limit (dBuV/m)	Over limit(dB)	Detector
H	5725.00	27.77	17.20	44.97	54.00	-9.03	AV
V	5725.00	26.42	17.20	43.62	54.00	-10.38	AV

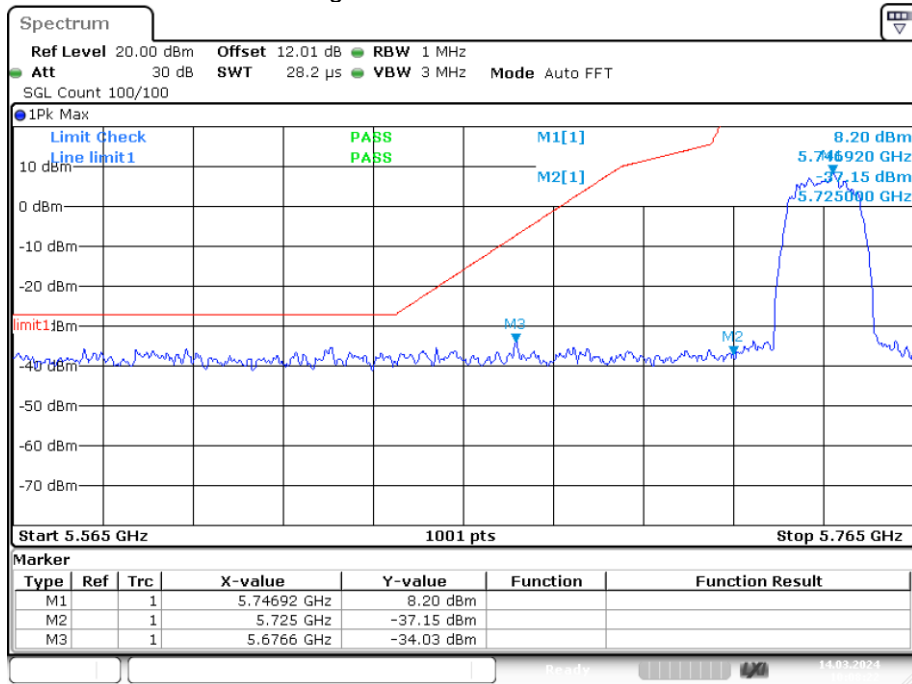
Mode:		802.11ac(HT40)		Frequency:		5510MHz	
Antenna Pol.	Frequency (MHz)	Reading Level (dBuV)	Factor (dB/m)	Measure Level (dBuV/m)	Limit (dBuV/m)	Over limit(dB)	Detector
H	5470.00	33.32	17.18	50.50	74.00	-23.50	PK
V	5470.00	33.75	17.18	50.93	74.00	-23.07	PK
Mode:		802.11ac(HT40)		Frequency:		5510MHz	
Antenna Pol.	Frequency (MHz)	Reading Level (dBuV)	Factor (dB/m)	Measure Level (dBuV/m)	Limit (dBuV/m)	Over limit(dB)	Detector
H	5470.00	24.32	17.18	41.50	54.00	-12.50	AV
V	5470.00	23.77	17.18	40.95	54.00	-13.05	AV
Mode:		802.11ac(HT40)		Frequency:		5670MHz	
Antenna Pol.	Frequency (MHz)	Reading Level (dBuV)	Factor (dB/m)	Measure Level (dBuV/m)	Limit (dBuV/m)	Over limit(dB)	Detector
H	5725.00	36.97	17.20	54.17	74.00	-19.83	PK
V	5725.00	32.72	17.20	49.92	74.00	-24.08	PK
Mode:		802.11ac(HT40)		Frequency:		5670MHz	
Antenna Pol.	Frequency (MHz)	Reading Level (dBuV)	Factor (dB/m)	Measure Level (dBuV/m)	Limit (dBuV/m)	Over limit(dB)	Detector
H	5725.00	28.13	17.20	45.33	54.00	-8.67	AV
V	5725.00	22.72	17.20	39.92	54.00	-14.08	AV



Mode:		802.11ac(HT80)		Frequency:		5530MHz	
Antenna Pol.	Frequency (MHz)	Reading Level (dBuV)	Factor (dB/m)	Measure Level (dBuV/m)	Limit (dBuV/m)	Over limit(dB)	Detector
H	5470.00	33.57	17.18	50.75	74.00	-23.25	PK
V	5470.00	35.74	17.18	52.92	74.00	-21.08	PK
Mode:		802.11ac(HT80)		Frequency:		5530MHz	
Antenna Pol.	Frequency (MHz)	Reading Level (dBuV)	Factor (dB/m)	Measure Level (dBuV/m)	Limit (dBuV/m)	Over limit(dB)	Detector
H	5470.00	25.56	17.18	42.74	54.00	-11.26	AV
V	5470.00	25.32	17.18	42.50	54.00	-11.50	AV
Mode:		802.11ac(HT80)		Frequency:		5530MHz	
Antenna Pol.	Frequency (MHz)	Reading Level (dBuV)	Factor (dB/m)	Measure Level (dBuV/m)	Limit (dBuV/m)	Over limit(dB)	Detector
H	5725.00	36.63	17.20	53.83	74.00	-20.17	PK
V	5725.00	30.60	17.20	47.80	74.00	-26.20	PK
Mode:		802.11ac(HT80)		Frequency:		5530MHz	
Antenna Pol.	Frequency (MHz)	Reading Level (dBuV)	Factor (dB/m)	Measure Level (dBuV/m)	Limit (dBuV/m)	Over limit(dB)	Detector
H	5725.00	30.19	17.20	47.39	54.00	-6.61	AV
V	5725.00	26.10	17.20	43.30	54.00	-10.70	AV

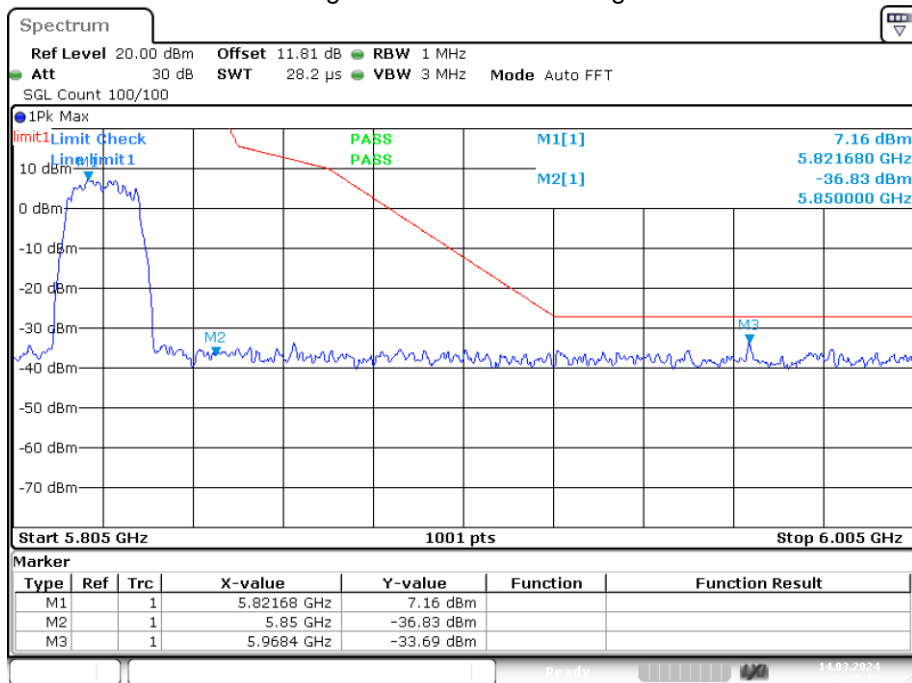
**Band4**

**Band Edge NVNT a 5745MHz Low Ant1**



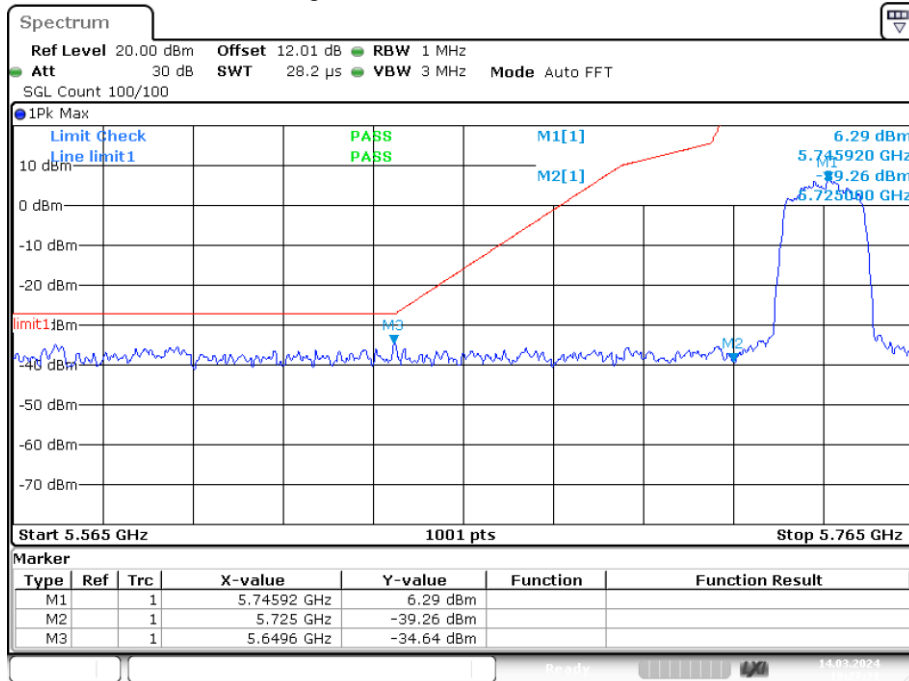
Date: 14.MAR.2024 10:08:23

**Band Edge NVNT a 5825MHz High Ant1**



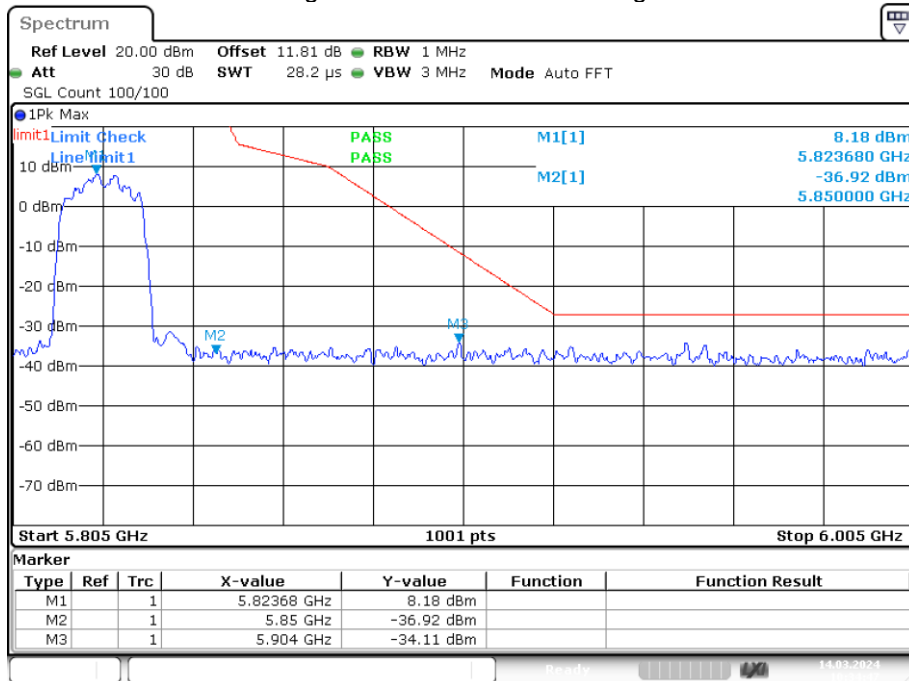
Date: 14.MAR.2024 10:15:13

### Band Edge NVNT ac20 5745MHz Low Ant1



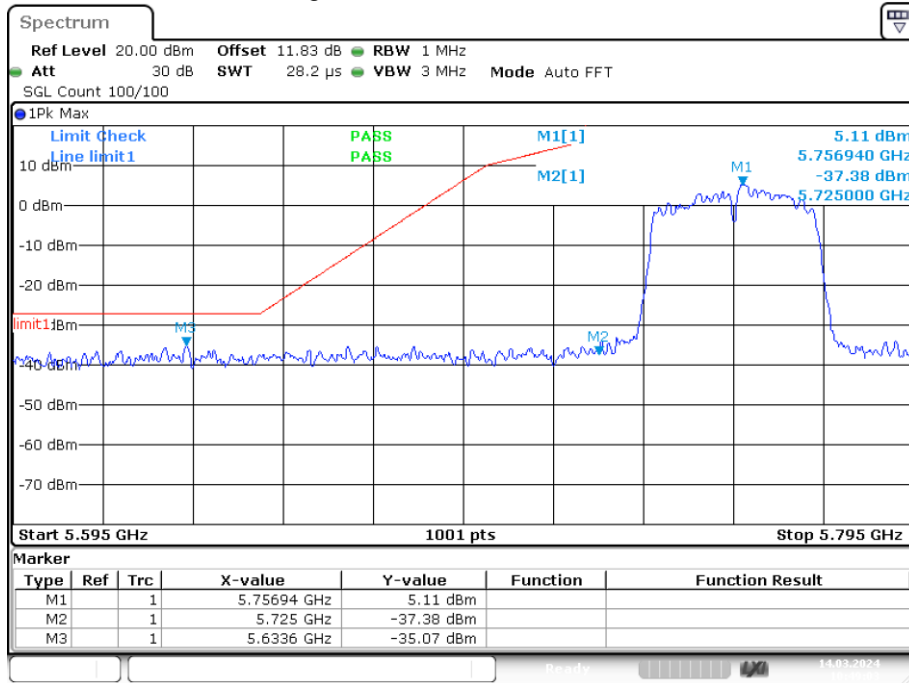
Date: 14.MAR.2024 10:27:31

### Band Edge NVNT ac20 5825MHz High Ant1



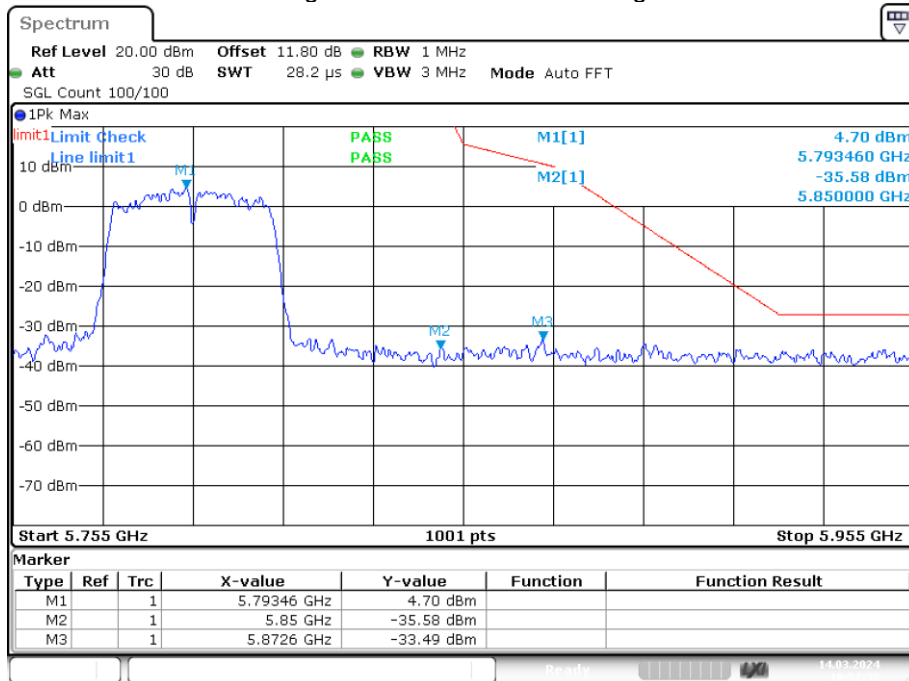
Date: 14.MAR.2024 10:34:47

### Band Edge NVNT ac40 5755MHz Low Ant1



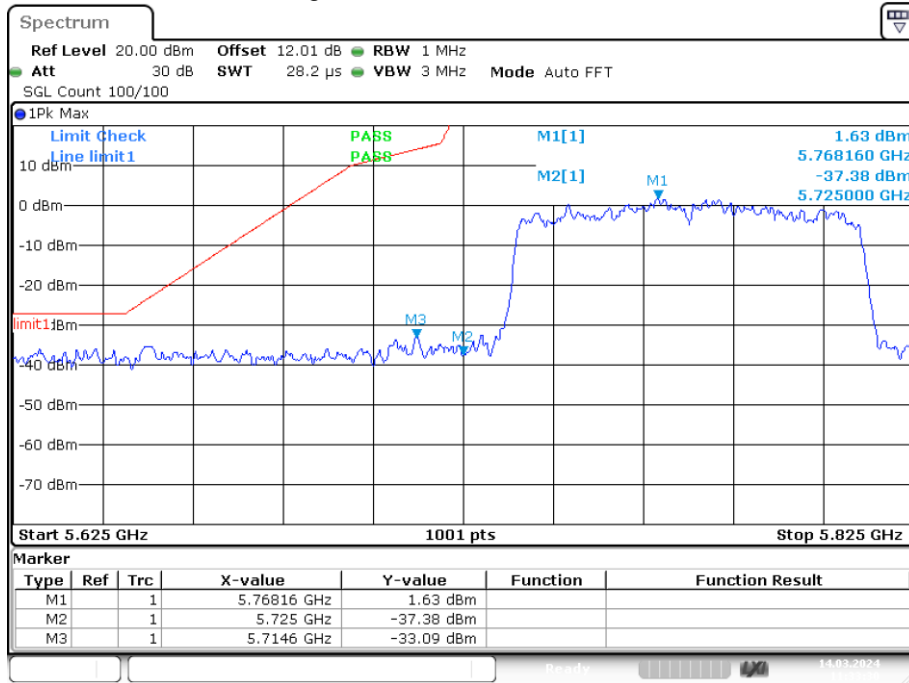
Date: 14.MAR.2024 10:49:02

### Band Edge NVNT ac40 5795MHz High Ant1



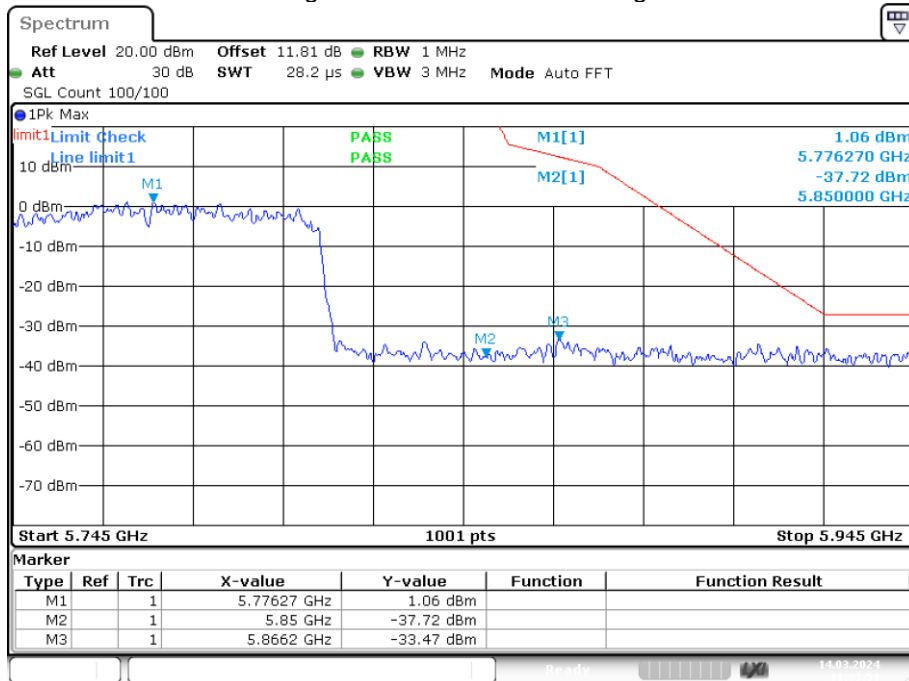
Date: 14.MAR.2024 10:52:37

### Band Edge NVNT ac80 5745MHz Low Ant1



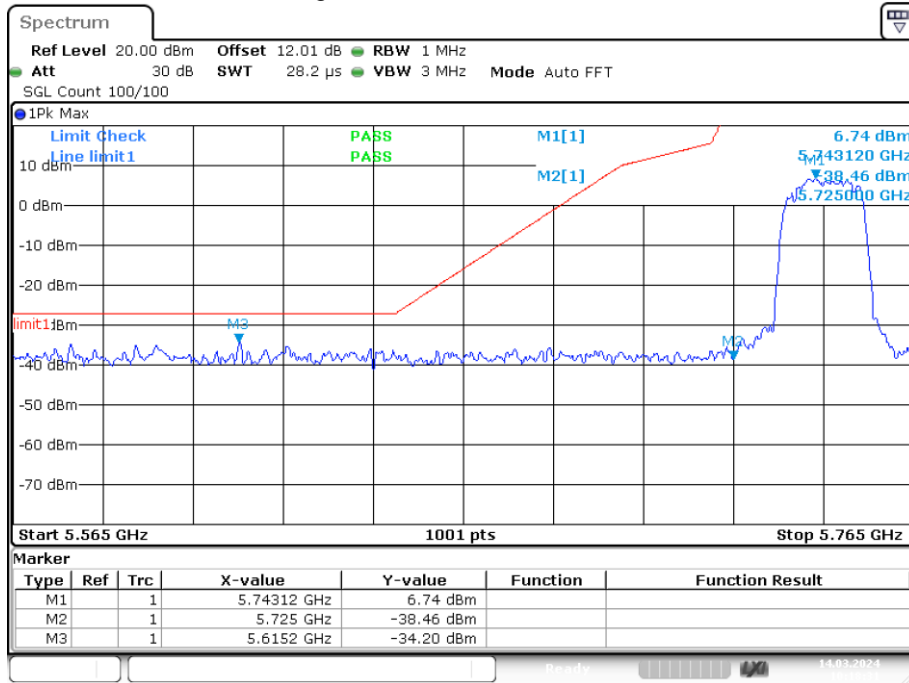
Date: 14.MAR.2024 11:33:29

### Band Edge NVNT ac80 5825MHz High Ant1

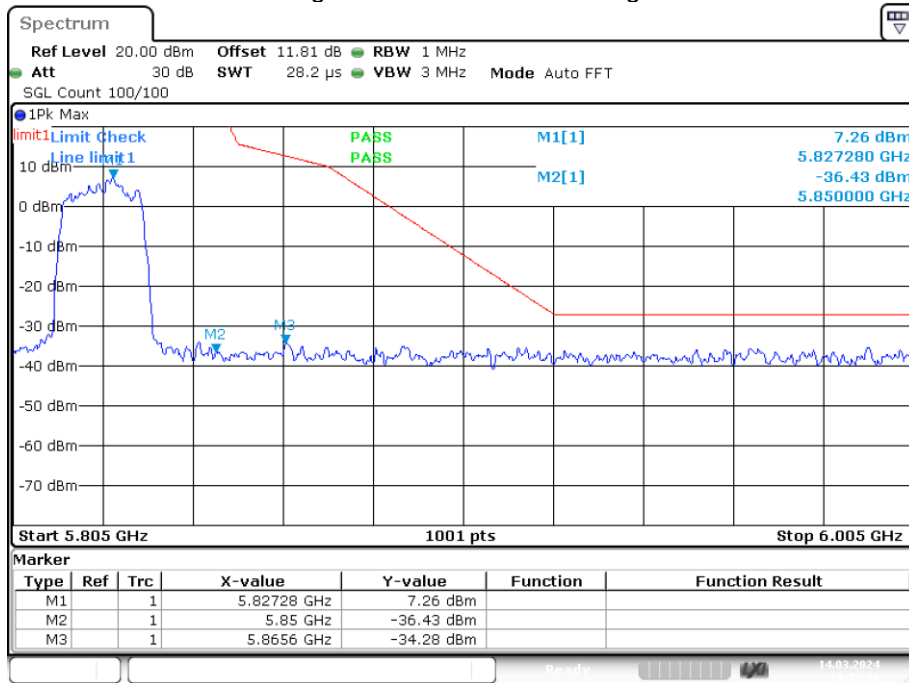


Date: 14.MAR.2024 11:33:51

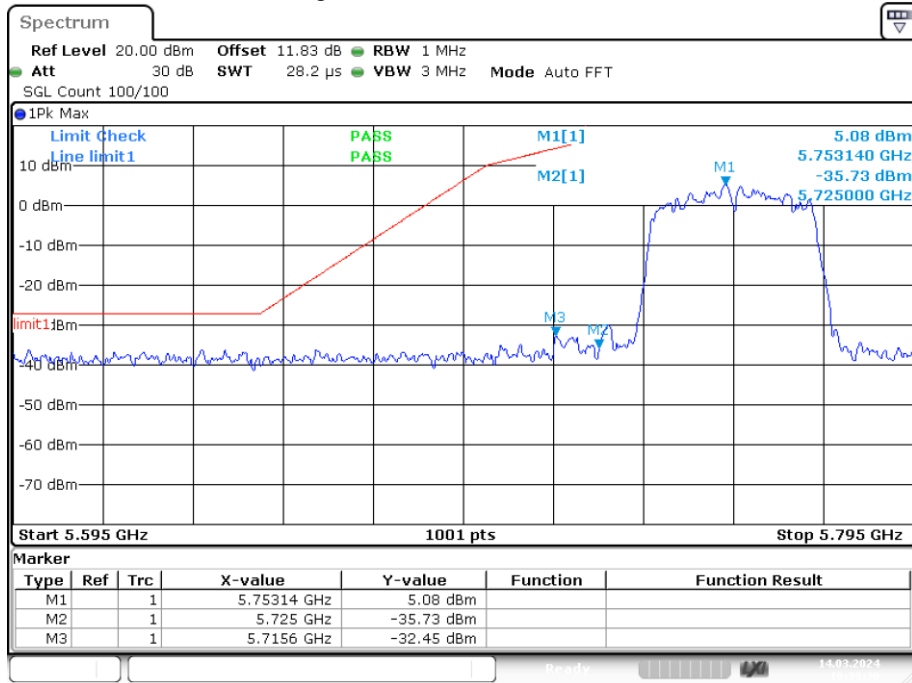
### Band Edge NVNT n20 5745MHz Low Ant1



### Band Edge NVNT n20 5825MHz High Ant1

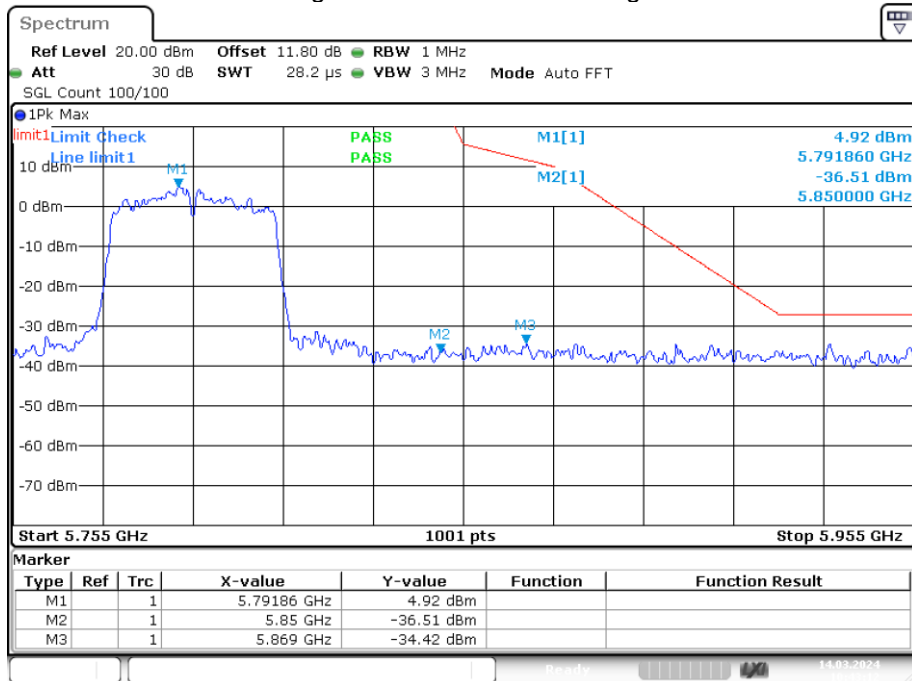


### Band Edge NVNT n40 5755MHz Low Ant1



Date: 14.MAR.2024 10:39:30

### Band Edge NVNT n40 5795MHz High Ant1

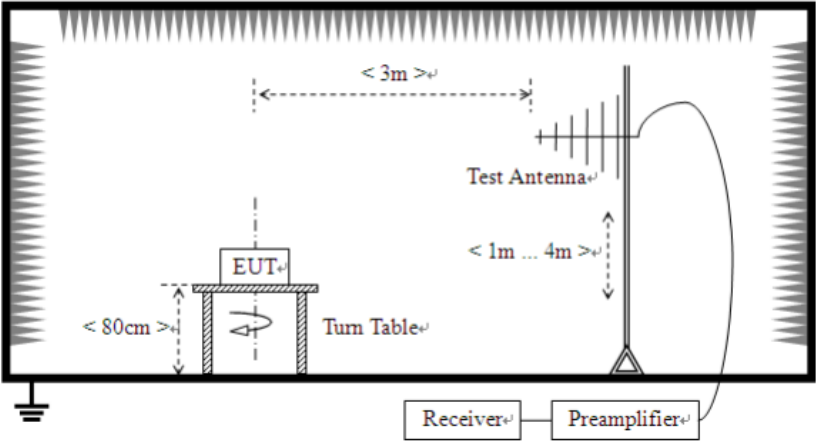


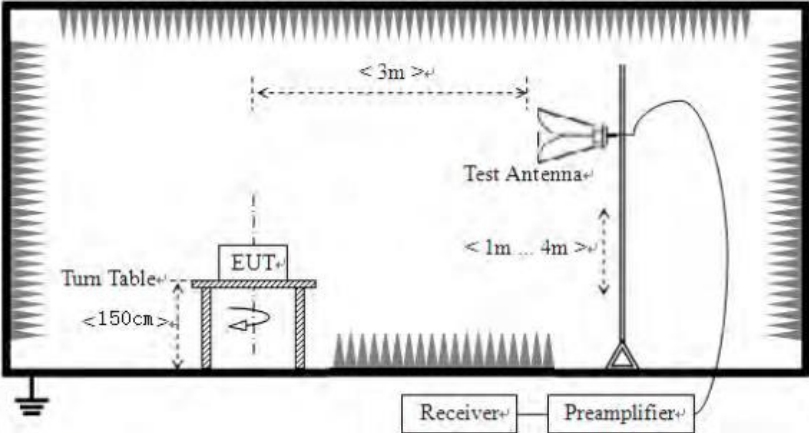
Date: 14.MAR.2024 10:43:11

## 4.7 Radiated Emission

Test Requirement:	FCC Part15 C Section 15.209 and 15.205				
Test Method:	ANSI C63.10:2013				
Test Frequency Range:	30MHz to 40GHz				
Test site:	Measurement Distance: 3m (Semi-Anechoic Chamber)				
Receiver setup:	Frequency	Detector	RBW	VBW	Value
	30MHz-1GHz	Quasi-peak	100KHz	300KHz	Quasi-peak Value
	Above 1GHz	Peak	1MHz	3MHz	Peak Value
AV		1MHz	3MHz	Average Value	
Limit:	Frequency	Limit (dBuV/m @3m)		Remark	
	30MHz-88MHz	40.0		Quasi-peak Value	
	88MHz-216MHz	43.5		Quasi-peak Value	
	216MHz-960MHz	46.0		Quasi-peak Value	
	960MHz-1GHz	54.0		Quasi-peak Value	
	Above 1GHz	74.0		Peak Value	
		54.0		Average Value	
Test Procedure:	<p>Substitution method was performed to determine the actual ERP emission levels of the EUT. The following test procedure as below:</p> <p>1&gt;.Below 1GHz test procedure:</p> <ol style="list-style-type: none"> <li>1. The EUT was placed on the top of a rotating table (0.8m for below 1GHz and 1.5 meters for above 1GHz) above the ground at a 3 meter camber. The table was rotated 360 degrees to determine the position of the highest radiation.</li> <li>2. The EUT was set 3 meters away from the interference-receiving antenna, which was mounted on the top of a variable-height antenna tower.</li> <li>3. The antenna height is varied from one meter to four meters above the ground to determine the maximum value of the field strength. Both horizontal and vertical polarizations of the antenna are set to make the measurement.</li> <li>4. For each suspected emission, the EUT was arranged to its worst case and then the antenna was tuned to heights from 1 meter to 4 meters and the rotatable table was turned from 0 degrees to 360 degrees to find the maximum reading.</li> <li>5. The test-receiver system was set to Peak Detect Function and Specified Bandwidth with Maximum Hold Mode.</li> <li>6. If the emission level of the EUT in peak mode was 10dB lower than the limit specified, then testing could be stopped and the peak values of the EUT would be reported. Otherwise the emissions that did not have 10dB margin would be re-tested one by one using peak, quasi-peak or average method as specified and then reported in a data sheet.</li> </ol> <p>2&gt;.Above 1GHz test procedure:</p> <ol style="list-style-type: none"> <li>1. On the test site as test setup graph above,the EUT shall be placed at the 1.5m support on the turntable and in the position closest to normal use as declared by the provider.</li> <li>2. The test antenna shall be oriented initially for vertical polarization and shall be chosen to correspond to the frequency of the transmitter.The output of the test antenna shall be connected to the measuring receiver.</li> <li>3. The transmitter shall be switched on, if possible, without modulation and the measuring receiver shall be tuned to the frequency of the transmitter under test.</li> <li>4. The test antenna shall be raised and lowered from 1m to 4m until a</li> </ol>				



	<p>maximum signal level is detected by the measuring receiver. Then the turntable should be rotated through 360° in the horizontal plane, until the maximum signal level is detected by the measuring receiver.</p> <ol style="list-style-type: none"> <li>5. Repeat step 4 for test frequency with the test antenna polarized horizontally.</li> <li>6. Remove the transmitter and replace it with a substitution antenna</li> <li>7. Feed the substitution antenna at the transmitter end with a signal generator connected to the antenna by means of a nonradiating cable. With the antennas at both ends vertically polarized, and with the signal generator tuned to a particular test frequency, raise and lower the test antenna to obtain a maximum reading at the spectrum analyzer. Adjust the level of the signal generator output until the previously recorded maximum reading for this set of conditions is obtained. This should be done carefully repeating the adjustment of the test antenna and generator output.</li> <li>8. Repeat step 7 with both antennas horizontally polarized for each test frequency.</li> <li>9. Calculate power in dBm into a reference ideal half-wave dipole antenna by reducing the readings obtained in steps 7 and 8 by the power loss in the cable between the generator and the antenna, and further corrected for the gain of the substitution antenna used relative to an ideal half-wave dipole antenna by the following formula:  <math display="block">\text{EIRP(dBm)} = P_g(\text{dBm}) - \text{cable loss (dB)} + \text{antenna gain (dBi)}</math>           where:  <math>P_g</math> is the generator output power into the substitution antenna.</li> </ol>
Test setup:	<p>Below 1GHz</p>  <p>Above 1GHz</p>

	
Test Instruments:	Refer to section 5.10 for details
Test mode:	Refer to section 5.3 for details
Test results:	Pass

**Measurement Data:****Below 1GHz**

Frequency (MHz)	Read Level (dBuV)	Antenna Factor (dB/m)	Cable Loss (dB)	Preamp Factor (dB)	Level (dBuV/m)	Limit Line (dBuV/m)	Over Limit (dB)	polarization
35.89	47.70	11.25	0.59	30.08	29.46	40	-10.54	Vertical
54.55	41.07	11.93	0.81	29.96	23.85	40	-16.15	Vertical
121.61	46.96	9.4	1.36	29.57	28.15	43.5	-15.35	Vertical
173.22	43.59	8.5	1.7	29.31	24.48	43.5	-19.02	Vertical
440.61	37.66	16.29	3.05	29.41	27.59	46	-18.41	Vertical
860.73	32.93	21.83	4.69	29.14	30.31	46	-15.69	Vertical
63.14	35.96	8.73	0.9	29.89	15.70	40	-24.30	Horizontal
102.48	33.89	11.73	1.19	29.7	17.11	43.5	-26.39	Horizontal
271.70	45.35	12.53	2.22	29.79	30.31	46	-15.69	Horizontal
348.63	37.00	14.5	2.62	29.73	24.39	46	-21.61	Horizontal
629.54	35.64	19.43	3.83	29.27	29.63	46	-16.37	Horizontal
954.66	40.84	22.54	5.06	29.1	39.34	46	-6.66	Horizontal

**Above 1GHz:****802.11a(HT20) 5180MHz**

Frequency (MHz)	Read Level (dBuV)	Antenna Factor (dB/m)	Cable Loss (dB)	Preamp Factor (dB)	Level (dBuV/m)	Limit Line (dBuV/m)	Over Limit (dB)	polarization
10360.86	26.51	16.29	14.62	32.65	24.77	74.00	-49.23	Vertical
15540.33	29.29	21.83	17.66	34.46	34.32	74.00	-39.68	Vertical
10360.79	29.41	8.73	14.62	32.65	20.11	74.00	-53.89	Horizontal
15540.07	31.17	11.73	17.66	34.46	26.10	74.00	-47.90	Horizontal

**802.11a(HT20) 5200MHz**

Frequency (MHz)	Read Level (dBuV)	Antenna Factor (dB/m)	Cable Loss (dB)	Preamp Factor (dB)	Level (dBuV/m)	Limit Line (dBuV/m)	Over Limit (dB)	polarization
10400.14	27.12	16.29	14.62	32.65	25.38	74.00	-48.62	Vertical
15600.13	28.73	21.83	17.66	34.46	33.76	74.00	-40.24	Vertical
10400.02	31.50	8.73	14.62	32.65	22.20	74.00	-51.80	Horizontal
15600.20	33.61	11.73	17.66	34.46	28.54	74.00	-45.46	Horizontal

**802.11a(HT20) 5240MHz**

Frequency (MHz)	Read Level (dBuV)	Antenna Factor (dB/m)	Cable Loss (dB)	Preamp Factor (dB)	Level (dBuV/m)	Limit Line (dBuV/m)	Over Limit (dB)	polarization
10480.08	27.52	16.29	14.62	32.65	25.78	74.00	-48.22	Vertical
15720.20	27.14	21.83	17.66	34.46	32.17	74.00	-41.83	Vertical
10480.28	29.87	8.73	14.62	32.65	20.57	74.00	-53.43	Horizontal
15720.21	31.79	11.73	17.66	34.46	26.72	74.00	-47.28	Horizontal

**802.11n(HT20) 5180MHz**

Frequency (MHz)	Read Level (dBuV)	Antenna Factor (dB/m)	Cable Loss (dB)	Preamp Factor (dB)	Level (dBuV/m)	Limit Line (dBuV/m)	Over Limit (dB)	polarization
10360.13	27.26	16.29	14.62	32.65	25.52	74.00	-48.48	Vertical
15540.02	30.16	21.83	17.66	34.46	35.19	74.00	-38.81	Vertical
10360.25	32.00	8.73	14.62	32.65	22.70	74.00	-51.30	Horizontal
15540.04	31.05	11.73	17.66	34.46	25.98	74.00	-48.02	Horizontal

**802.11n(HT20) 5200MHz**

Frequency (MHz)	Read Level (dBuV)	Antenna Factor (dB/m)	Cable Loss (dB)	Preamp Factor (dB)	Level (dBuV/m)	Limit Line (dBuV/m)	Over Limit (dB)	polarization
10400.06	25.87	16.29	14.62	32.65	24.13	74.00	-49.87	Vertical
15600.13	27.85	21.83	17.66	34.46	32.88	74.00	-41.12	Vertical
10400.27	31.19	8.73	14.62	32.65	21.89	74.00	-52.11	Horizontal
15600.31	30.98	11.73	17.66	34.46	25.91	74.00	-48.09	Horizontal

## 802.11n(HT20) 5240MHz

Frequency (MHz)	Read Level (dBuV)	Antenna Factor (dB/m)	Cable Loss (dB)	Preamp Factor (dB)	Level (dBuV/m)	Limit Line (dBuV/m)	Over Limit (dB)	polarization
10480.14	26.42	16.29	14.62	32.65	24.68	74.00	-49.32	Vertical
15720.10	27.90	21.83	17.66	34.46	32.93	74.00	-41.07	Vertical
10480.03	31.77	8.73	14.62	32.65	22.47	74.00	-51.53	Horizontal
15720.03	32.10	11.73	17.66	34.46	27.03	74.00	-46.97	Horizontal

## 802.11ac(HT20) 5180MHz

Frequency (MHz)	Read Level (dBuV)	Antenna Factor (dB/m)	Cable Loss (dB)	Preamp Factor (dB)	Level (dBuV/m)	Limit Line (dBuV/m)	Over Limit (dB)	polarization
10360.18	28.43	16.29	14.62	32.65	26.69	74.00	-47.31	Vertical
15540.01	28.28	21.83	17.66	34.46	33.31	74.00	-40.69	Vertical
10360.17	31.25	8.73	14.62	32.65	21.95	74.00	-52.05	Horizontal
15540.05	34.48	11.73	17.66	34.46	29.41	74.00	-44.59	Horizontal

## 802.11ac(HT20) 5200MHz

Frequency (MHz)	Read Level (dBuV)	Antenna Factor (dB/m)	Cable Loss (dB)	Preamp Factor (dB)	Level (dBuV/m)	Limit Line (dBuV/m)	Over Limit (dB)	polarization
10360.01	27.09	16.29	14.62	32.65	25.35	74.00	-48.65	Vertical
15540.31	28.02	21.83	17.66	34.46	33.05	74.00	-40.95	Vertical
10360.18	29.59	8.73	14.62	32.65	20.29	74.00	-53.71	Horizontal
15540.00	33.86	11.73	17.66	34.46	28.79	74.00	-45.21	Horizontal

## 802.11ac(HT20) 5240MHz

Frequency (MHz)	Read Level (dBuV)	Antenna Factor (dB/m)	Cable Loss (dB)	Preamp Factor (dB)	Level (dBuV/m)	Limit Line (dBuV/m)	Over Limit (dB)	polarization
10480.19	27.62	16.29	14.62	32.65	25.88	74.00	-48.12	Vertical
15720.24	27.37	21.83	17.66	34.46	32.40	74.00	-41.60	Vertical
10480.27	29.23	8.73	14.62	32.65	19.93	74.00	-54.07	Horizontal
15720.18	34.12	11.73	17.66	34.46	29.05	74.00	-44.95	Horizontal

## 802.11n(HT40) 5190MHz

Frequency (MHz)	Read Level (dBuV)	Antenna Factor (dB/m)	Cable Loss (dB)	Preamp Factor (dB)	Level (dBuV/m)	Limit Line (dBuV/m)	Over Limit (dB)	polarization
10380.27	26.47	16.29	14.62	32.65	24.73	74.00	-49.27	Vertical
15570.02	27.35	21.83	17.66	34.46	32.38	74.00	-41.62	Vertical
10380.07	29.59	8.73	14.62	32.65	20.29	74.00	-53.71	Horizontal
15570.14	32.70	11.73	17.66	34.46	27.63	74.00	-46.37	Horizontal

## 802.11n(HT40) 5230MHz

Frequency (MHz)	Read Level (dBuV)	Antenna Factor (dB/m)	Cable Loss (dB)	Preamp Factor (dB)	Level (dBuV/m)	Limit Line (dBuV/m)	Over Limit (dB)	polarization
10460.16	26.38	16.29	14.62	32.65	24.64	74.00	-49.36	Vertical
15690.32	27.81	21.83	17.66	34.46	32.84	74.00	-41.16	Vertical
10460.22	31.31	8.73	14.62	32.65	22.01	74.00	-51.99	Horizontal
15690.04	30.90	11.73	17.66	34.46	25.83	74.00	-48.17	Horizontal

## 802.11ac(HT40) 5190MHz

Frequency (MHz)	Read Level (dBuV)	Antenna Factor (dB/m)	Cable Loss (dB)	Preamp Factor (dB)	Level (dBuV/m)	Limit Line (dBuV/m)	Over Limit (dB)	polarization
10380.22	28.29	16.29	14.62	32.65	26.55	74.00	-47.45	Vertical
15570.23	29.01	21.83	17.66	34.46	34.04	74.00	-39.96	Vertical
10380.11	28.78	8.73	14.62	32.65	19.48	74.00	-54.52	Horizontal
15570.15	33.73	11.73	17.66	34.46	28.66	74.00	-45.34	Horizontal

## 802.11ac(HT40) 5230MHz

Frequency (MHz)	Read Level (dBuV)	Antenna Factor (dB/m)	Cable Loss (dB)	Preamp Factor (dB)	Level (dBuV/m)	Limit Line (dBuV/m)	Over Limit (dB)	polarization
10460.16	25.14	16.29	14.62	32.65	23.40	74.00	-50.60	Vertical
15690.06	27.70	21.83	17.66	34.46	32.73	74.00	-41.27	Vertical
10460.03	31.86	8.73	14.62	32.65	22.56	74.00	-51.44	Horizontal
15690.25	31.81	11.73	17.66	34.46	26.74	74.00	-47.26	Horizontal

## 802.11ac(HT80) 5210MHz

Frequency (MHz)	Read Level (dBuV)	Antenna Factor (dB/m)	Cable Loss (dB)	Preamp Factor (dB)	Level (dBuV/m)	Limit Line (dBuV/m)	Over Limit (dB)	polarization
10420.05	24.85	16.29	14.62	32.65	23.11	74.00	-50.89	Vertical
15630.24	30.57	21.83	17.66	34.46	35.60	74.00	-38.40	Vertical
10420.03	32.11	8.73	14.62	32.65	22.81	74.00	-51.19	Horizontal
15630.29	32.50	11.73	17.66	34.46	27.43	74.00	-46.57	Horizontal

## Note:

1. Level = Read Level + Antenna Factor+ Cable loss- Preamp Factor.
2. The test trace is same as the ambient noise (the test frequency range: 18GHz~40GHz), therefore no data appear in the report.
3. This limit applies for using average detector, if the test result on peak is lower than average limit, then average measurement needn't be performed.
4. This Report only show the test plots of the worst case (U-NII-1).

#### 4.8 Frequency stability

Test limit	Manufacturers of U-NII devices are responsible for ensuring frequency stability such that an emission is maintained within the band of operation under all conditions of normal operation as specified in the user's manual.
Test results:	Pass

#### Measurement Data:

Mode	Voltage (V)	FHL (5180MHz)	Deviation (KHz)	FHH (5240MHz)	Deviation (KHz)
Band 1 (5150-5250 MHz)	DC 3.42V	5179.988	12	5239.991	9
	DC 3.80V	5179.988	12	5239.989	11
	DC 4.18V	5179.987	13	5239.987	13
Mode	Voltage (V)	FHL (5260MHz)	Deviation (KHz)	FHH (5320MHz)	Deviation (KHz)
Band 2 (5250-5350 MHz)	DC 3.42V	5259.987	13	5319.988	12
	DC 3.80V	5259.986	14	5319.988	12
	DC 4.18V	5259.987	13	5319.990	10
Mode	Voltage (V)	FHL (5500MHz)	Deviation (KHz)	FHH (5700MHz)	Deviation (KHz)
Band 3 (5470-5725 MHz)	DC 3.42V	5499.990	10	5699.991	9
	DC 3.80V	5499.988	12	5699.990	10
	DC 4.18V	5499.988	12	5699.988	12
Mode	Voltage (V)	FHL (5745MHz)	Deviation (KHz)	FHH (5825MHz)	Deviation (KHz)
Band 4 (5725-5850 MHz)	DC 3.42V	5744.989	11	5824.989	11
	DC 3.80V	5744.987	13	5824.989	11
	DC 4.18V	5744.990	10	5824.990	10

Mode	Temperature (°C)	FHL (5180MHz)	Deviation (KHz)	FHH (5240MHz)	Deviation (KHz)
Band 1 (5150-5250 MHz)	-10°C	5179.988	12	5239.986	14
	-5°C	5179.990	10	5239.988	12
	0°C	5179.991	9	5239.991	9
	+10°C	5179.990	10	5239.989	11
	+20°C	5179.988	12	5239.991	9
	+30°C	5179.990	10	5239.987	13
	+40°C	5179.988	12	5239.989	11
	+50°C	5179.989	11	5239.989	11
+60°C	5179.987	13	5239.991	9	
Mode	Temperature (°C)	FHL (5260MHz)	Deviation (KHz)	FHH (5320MHz)	Deviation (KHz)
Band 2 (5250-5350 MHz)	-10°C	5259.992	8	5319.990	10
	-5°C	5259.989	11	5319.991	9
	0°C	5259.989	11	5319.988	12
	+10°C	5259.991	9	5319.987	13
	+20°C	5259.988	12	5319.987	13
	+30°C	5259.991	9	5319.991	9
	+40°C	5259.991	9	5319.987	13
	+50°C	5259.987	13	5319.990	10
+60°C	5259.992	8	5319.991	9	
Mode	Temperature (°C)	FHL (5500MHz)	Deviation (KHz)	FHH (5700MHz)	Deviation (KHz)
Band 3 (5470-5725 MHz)	-10°C	5499.990	10	5699.990	10
	-5°C	5499.991	9	5699.987	13
	0°C	5499.991	9	5699.990	10
	+10°C	5499.991	9	5699.992	8
	+20°C	5499.988	12	5699.989	11
	+30°C	5499.991	9	5699.988	12
	+40°C	5499.987	13	5699.986	14
	+50°C	5499.988	12	5699.986	14
+60°C	5499.989	11	5699.989	11	
Mode	Temperature (°C)	FHL (5745MHz)	Deviation (KHz)	FHH (5825MHz)	Deviation (KHz)
Band 4 (5725-5850 MHz)	-10°C	5744.988	12	5824.991	9
	-5°C	5744.991	9	5824.992	8
	0°C	5744.992	8	5824.989	11
	+10°C	5744.986	14	5824.989	11
	+20°C	5744.987	13	5824.989	11
	+30°C	5744.986	14	5824.987	13
	+40°C	5744.988	12	5824.986	14
	+50°C	5744.986	14	5824.990	10
+60°C	5744.990	10	5824.988	12	

-----END OF REPORT-----