

# RF Test Data for 5G Wi-Fi (Conducted Measurements)

General Description of EUT	
<b>Product Name:</b>	Android tablet
<b>Test Model/HVIN:</b>	KST103SD-L
<b>Sample ID:</b>	20210804-05_01-02
Environmental Conditions	
<b>Temperature:</b>	25°C
<b>Relative Humidity:</b>	55%
<b>Test Voltage:</b>	DC 3.8V
<b>Test Engineer:</b>	Huangjianping
Note: For a more detailed features description, please refer to the report TBR-C-202202-0209-12	

## Contents

1. Occupied channel bandwidth .....	3
1.1. Test Result .....	3
1.2. Test Graphs .....	5
3. Min emission bandwidth .....	20
3.1. Test Result .....	20
3.2. Test Graphs .....	21
4. Maximum conducted output power and E.I.R.P.....	26
4.1. Test Result .....	26
5. Maximum power spectral density .....	30
5.1. Test Result .....	30
5.2. Test Graphs .....	32
7. Emissions in Restricted Bands.....	47
7.1. Test Result .....	47
7.2. Test Graphs .....	51
8. Conducted Spurious Emission.....	67
8.1. Test Result .....	67
8.2. Test Graphs .....	70
9. Frequency Stability .....	100
9.1. Test Result .....	100
10. Duty Cycle .....	106
10.1. Test Result.....	106
10.2. Test Graphs.....	108
11. Emission Bandwidth .....	123
11.1. Test Result.....	123



# 1. Occupied channel bandwidth

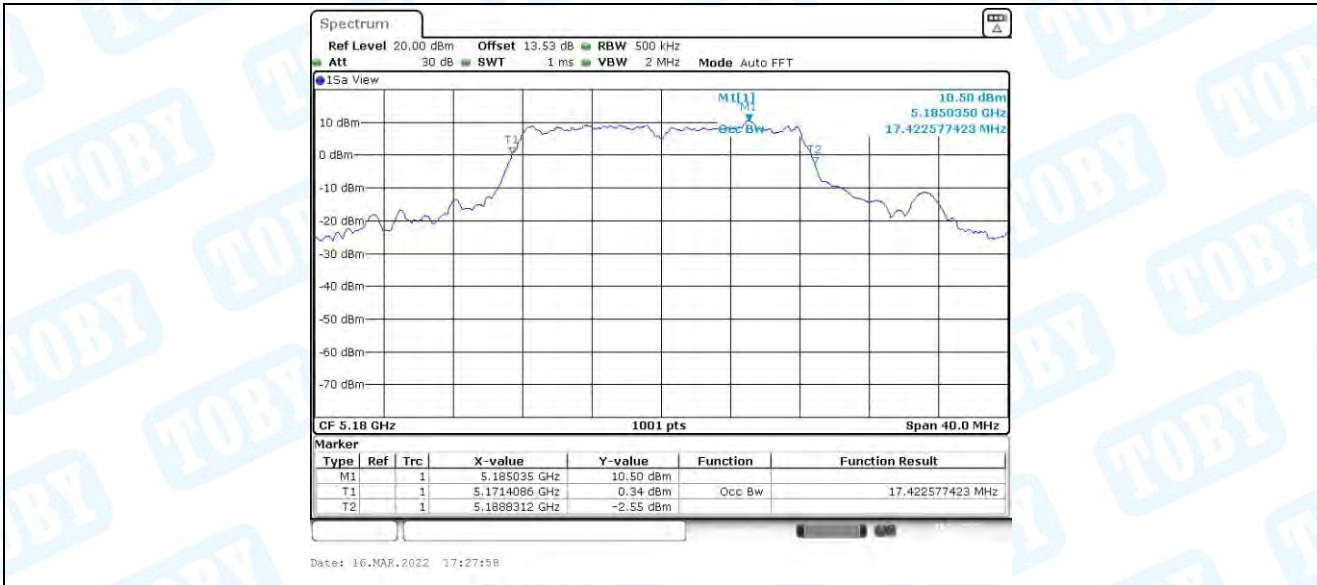
## 1.1. Test Result

TestMode	Antenna	Channel	OCB [MHz]	FL[MHz]	FH[MHz]	Limit[MHz]	Verdict
11A	Ant1	5180	17.423	5171.409	5188.831	---	---
		5220	17.103	5211.409	5228.511	---	---
		5240	17.103	5231.369	5248.472	---	---
		5500	16.983	5491.528	5508.511	---	---
		5580	16.983	5571.489	5588.472	---	---
		5700	17.183	5691.409	5708.591	---	---
		5745	17.223	5736.369	5753.591	---	---
		5785	17.023	5776.568	5793.591	---	---
11N20SISO	Ant1	5180	18.062	5170.969	5189.031	---	---
		5220	18.142	5211.049	5229.191	---	---
		5240	18.222	5230.849	5249.071	---	---
		5500	18.062	5490.929	5508.991	---	---
		5580	18.981	5570.130	5589.111	---	---
		5700	18.102	5691.049	5709.151	---	---
		5745	18.062	5735.849	5753.911	---	---
		5785	18.062	5775.969	5794.031	---	---
11N40SISO	Ant1	5190	36.683	5171.538	5208.222	---	---
		5230	36.603	5211.618	5248.222	---	---
		5510	36.284	5491.778	5528.062	---	---
		5550	36.204	5531.858	5568.062	---	---
		5670	36.603	5651.858	5688.462	---	---
		5755	36.683	5736.778	5773.462	---	---
		5795	36.683	5776.618	5813.302	---	---
11AC20SISO	Ant1	5180	18.262	5170.809	5189.071	---	---
		5220	17.982	5211.009	5228.991	---	---
		5240	17.942	5231.049	5248.991	---	---
		5500	18.102	5490.929	5509.031	---	---
		5580	18.302	5570.889	5589.191	---	---
		5700	18.342	5691.049	5709.391	---	---
		5745	19.5	5735.529	5755.030	---	---
		5785	18.022	5776.009	5794.031	---	---
11AC40SISO	Ant1	5190	36.763	5171.538	5208.302	---	---
		5230	36.603	5211.698	5248.302	---	---
		5510	36.444	5491.778	5528.222	---	---
		5550	36.444	5531.778	5568.222	---	---
		5670	36.683	5651.698	5688.382	---	---
		5755	36.763	5736.698	5773.462	---	---
		5795	36.683	5776.698	5813.382	---	---

11AC80SISO	Ant1	5210	76.404	5171.798	5248.202	---	---
		5530	76.084	5491.798	5567.882	---	---
		5610	76.404	5571.958	5648.362	---	---
		5775	76.563	5736.798	5813.362	---	---



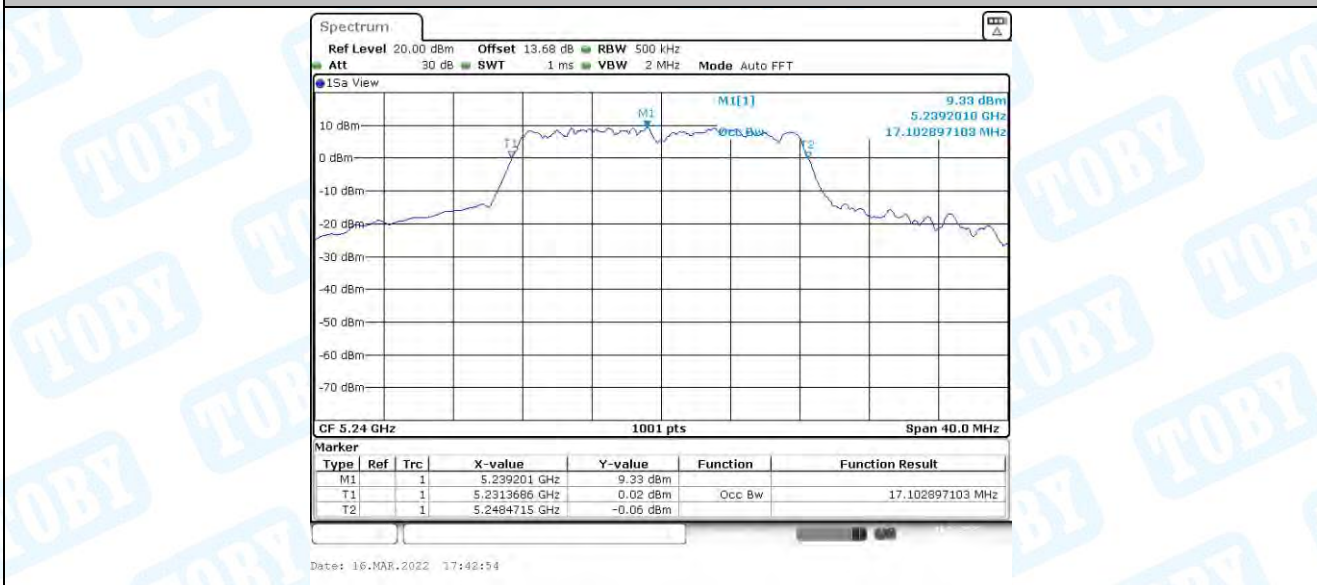
## 1.2. Test Graphs



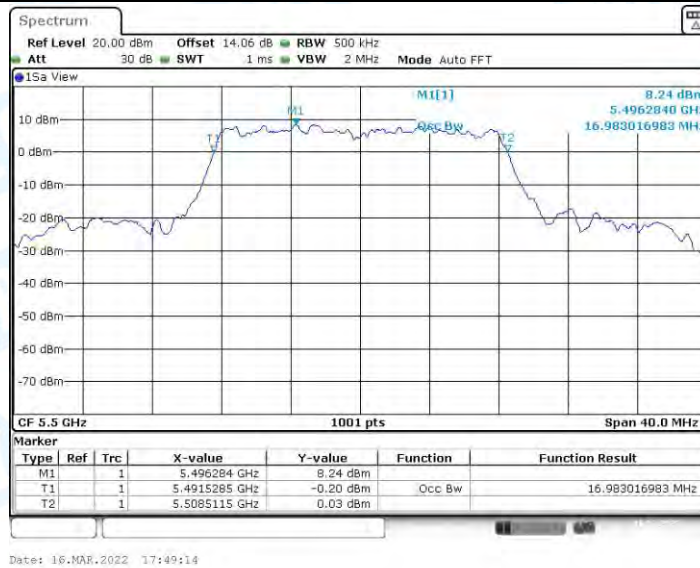
11A\_Ant1\_5180



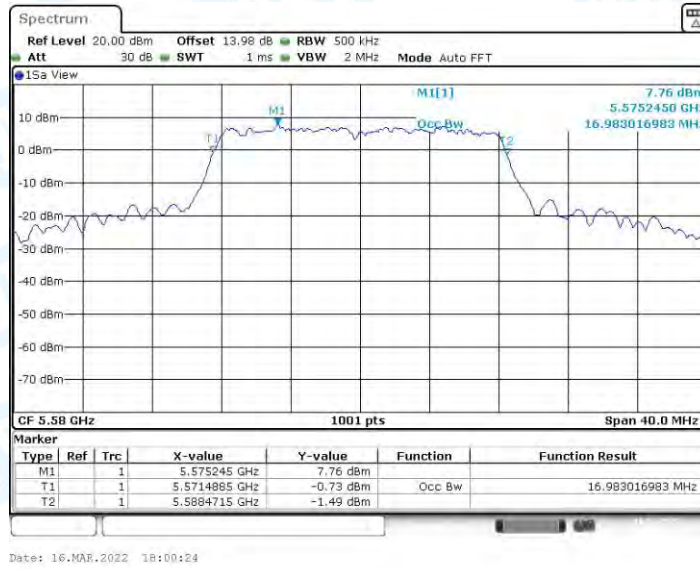
11A\_Ant1\_5220



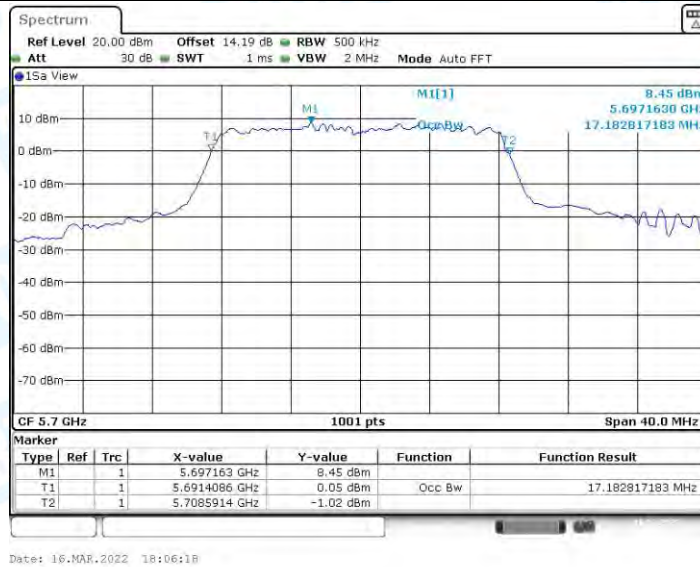
11A\_Ant1\_5240



11A\_Ant1\_5500



11A\_Ant1\_5580



11A\_Ant1\_5700

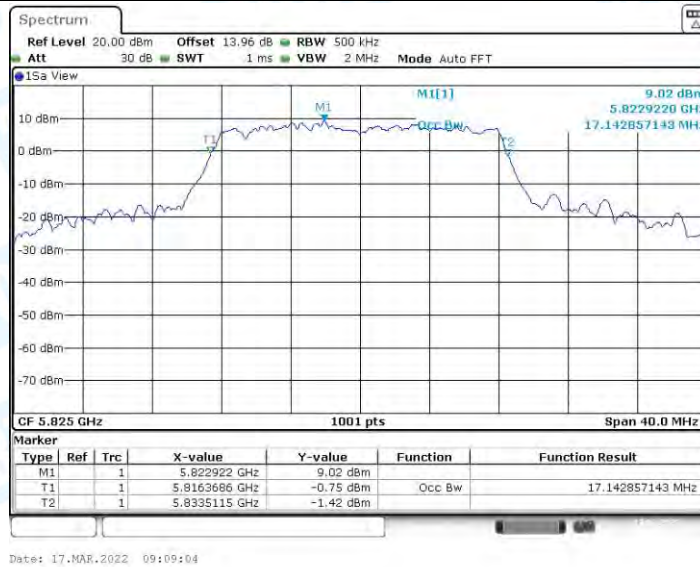




11A\_Ant1\_5745



11A\_Ant1\_5785



11A\_Ant1\_5825



11N20SISO\_Ant1\_5180

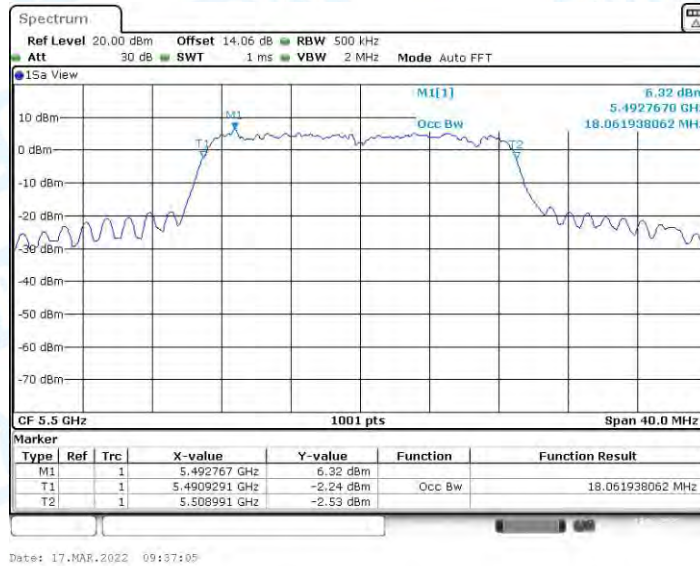


11N20SISO\_Ant1\_5220



11N20SISO\_Ant1\_5240

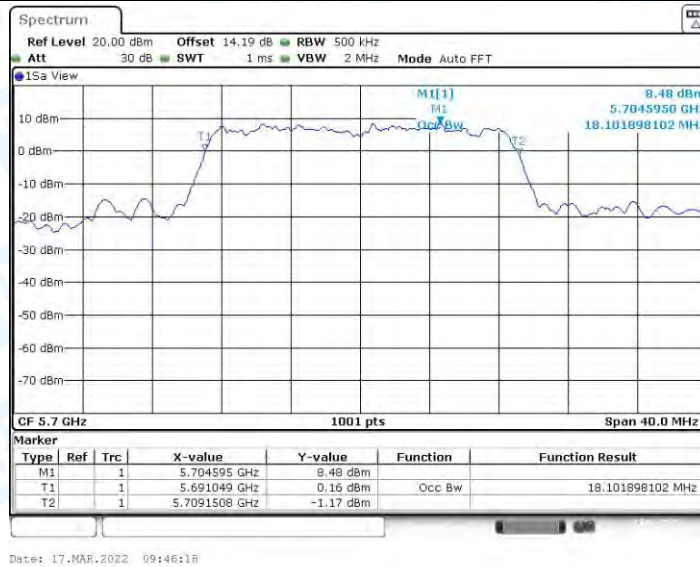




11N20SISO\_Ant1\_5500



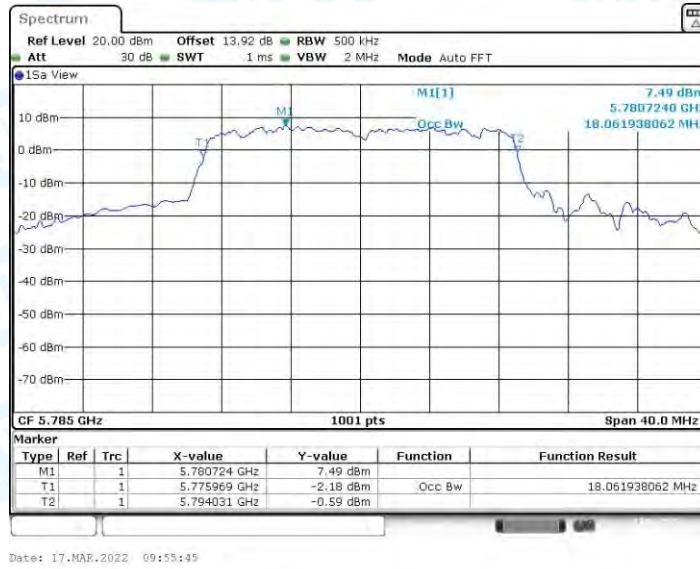
11N20SISO\_Ant1\_5580



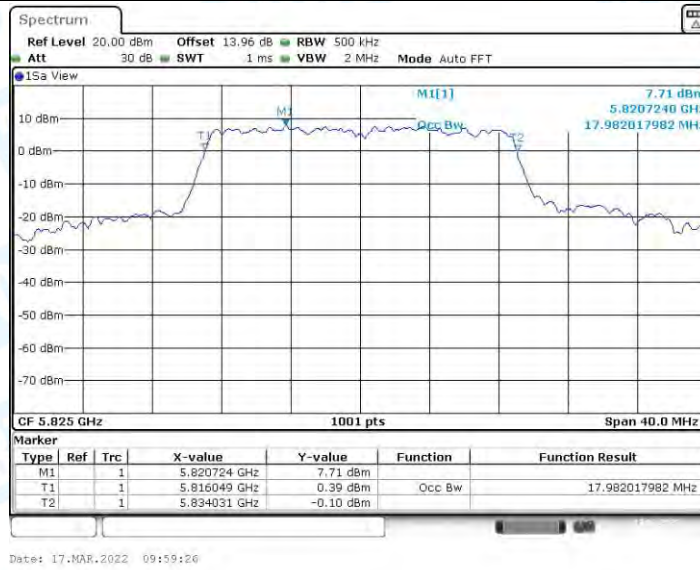
11N20SISO\_Ant1\_5700



11N20SISO\_Ant1\_5745



11N20SISO\_Ant1\_5785

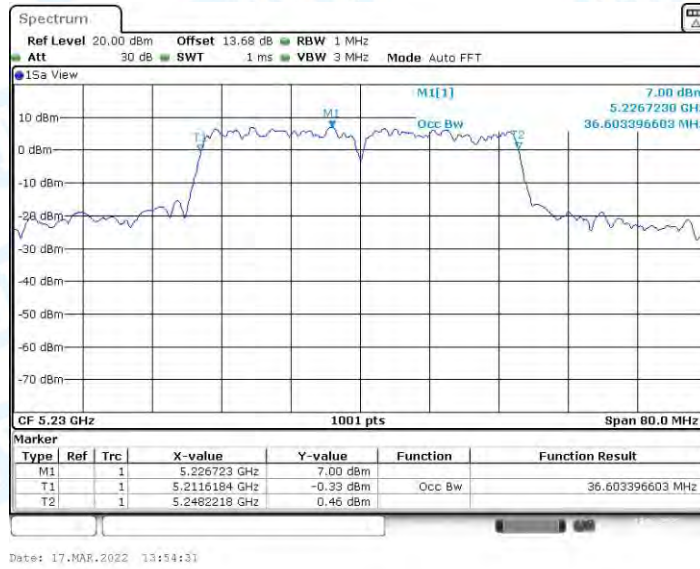


11N20SISO\_Ant1\_5825

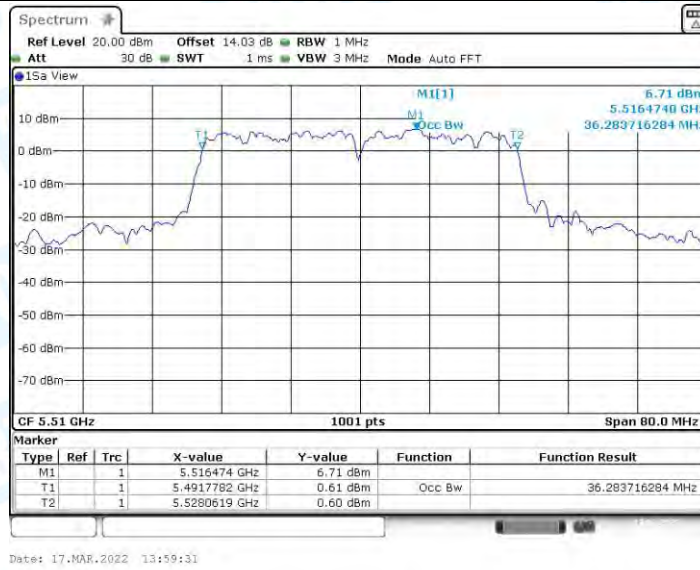




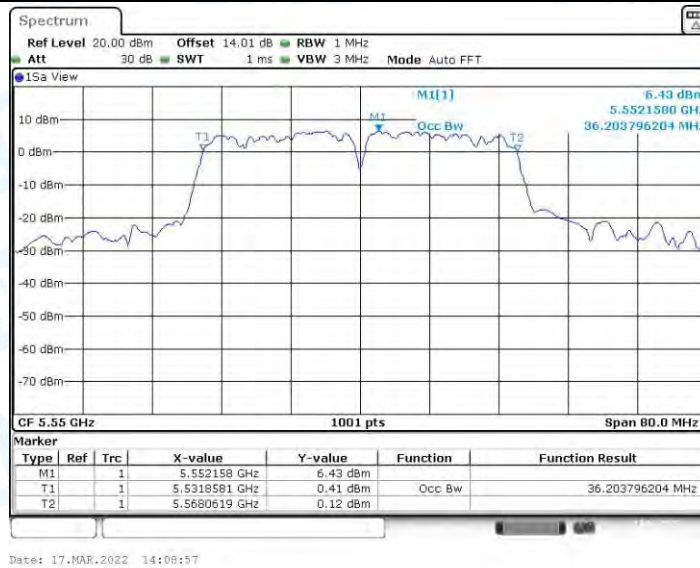
### 11N40SISO\_Ant1\_5190



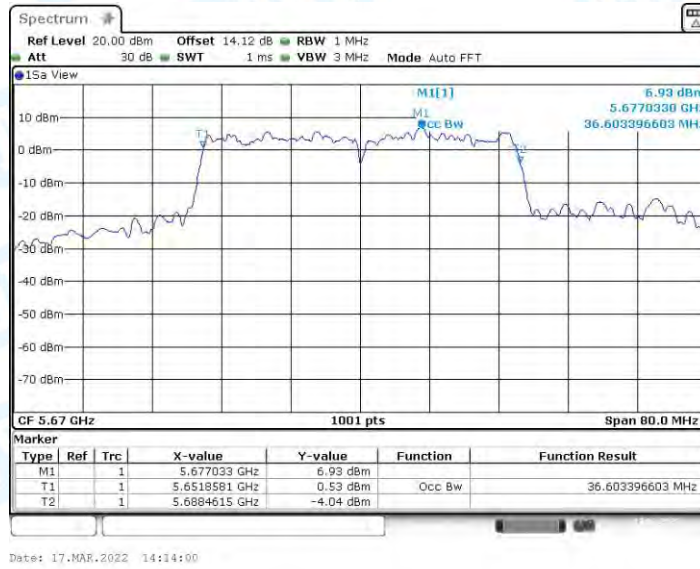
### 11N40SISO\_Ant1\_5230



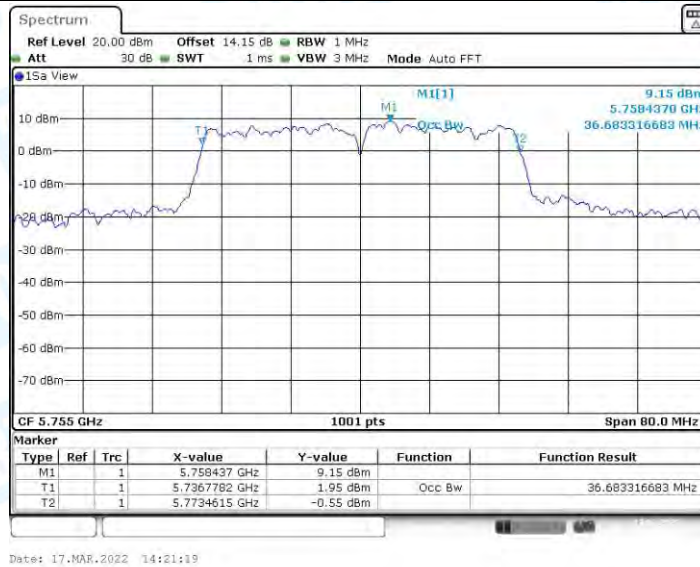
### 11N40SISO\_Ant1\_5510



11N40SISO\_Ant1\_5550

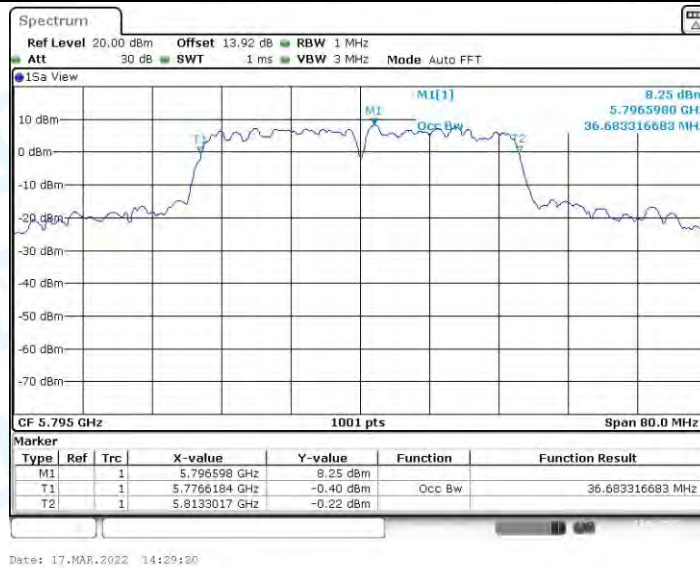


11N40SISO\_Ant1\_5670

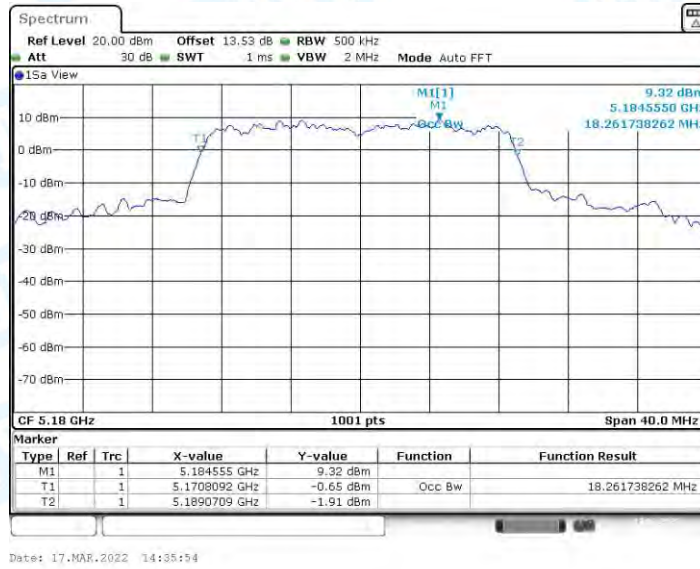


11N40SISO\_Ant1\_5755

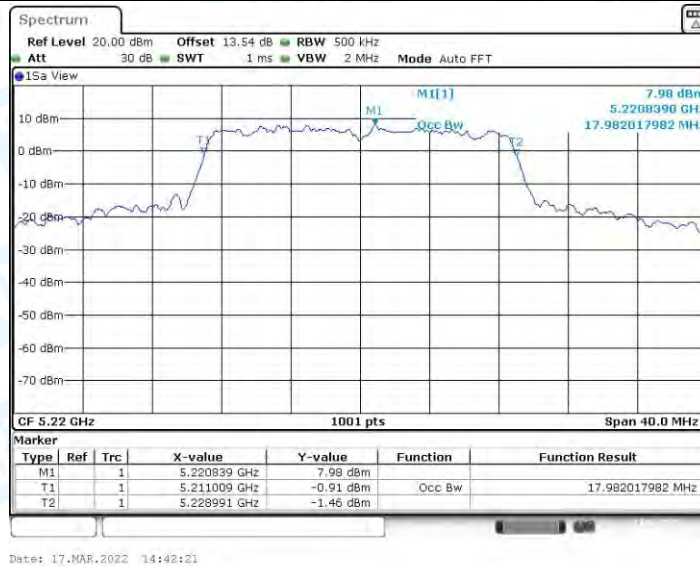




11N40SISO\_Ant1\_5795



11AC20SISO\_Ant1\_5180



11AC20SISO\_Ant1\_5220



### 11AC20SISO\_Ant1\_5240



### 11AC20SISO\_Ant1\_5500



### 11AC20SISO\_Ant1\_5580

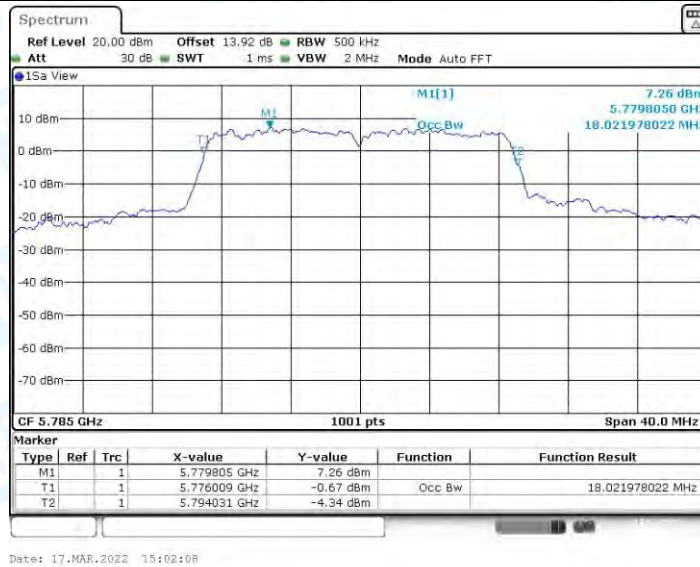




11AC20SISO\_Ant1\_5700



11AC20SISO\_Ant1\_5745



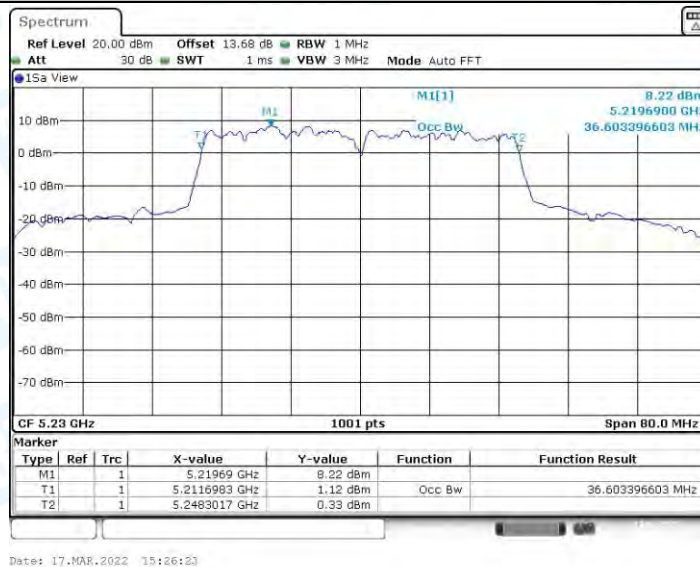
11AC20SISO\_Ant1\_5785



11AC20SISO\_Ant1\_5825



11AC40SISO\_Ant1\_5190

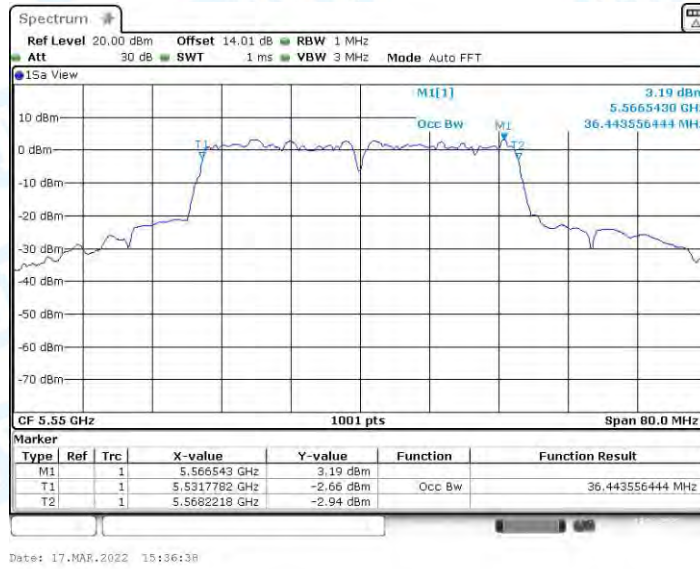


11AC40SISO\_Ant1\_5230





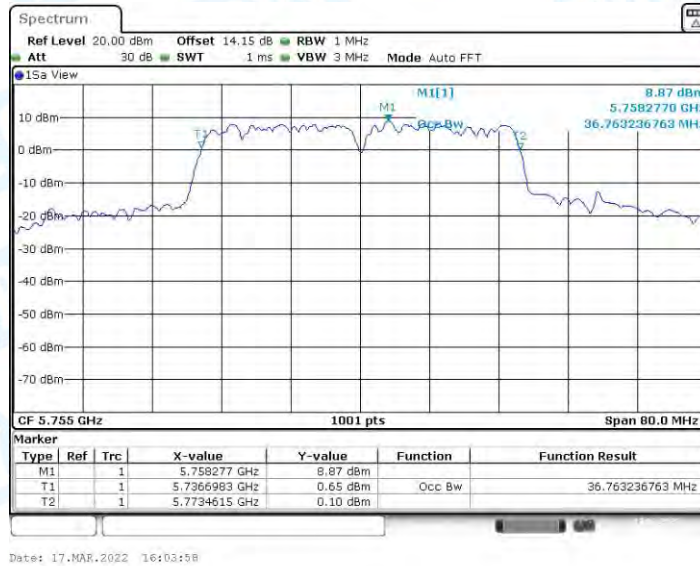
11AC40SISO\_Ant1\_5510



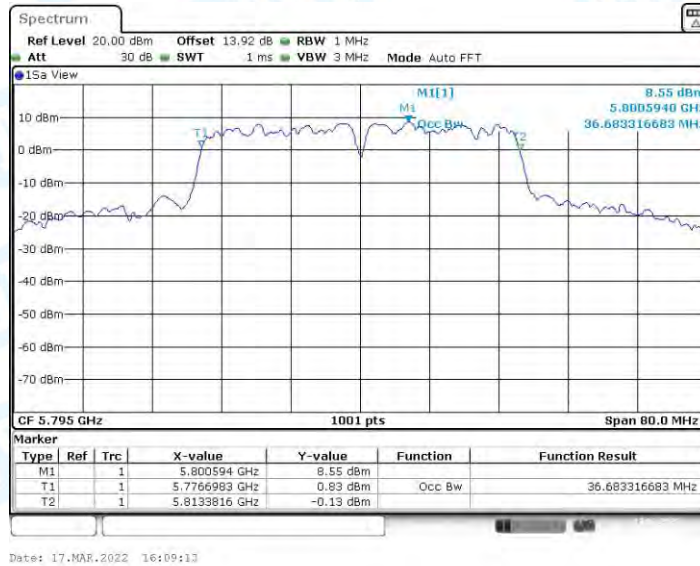
11AC40SISO\_Ant1\_5550



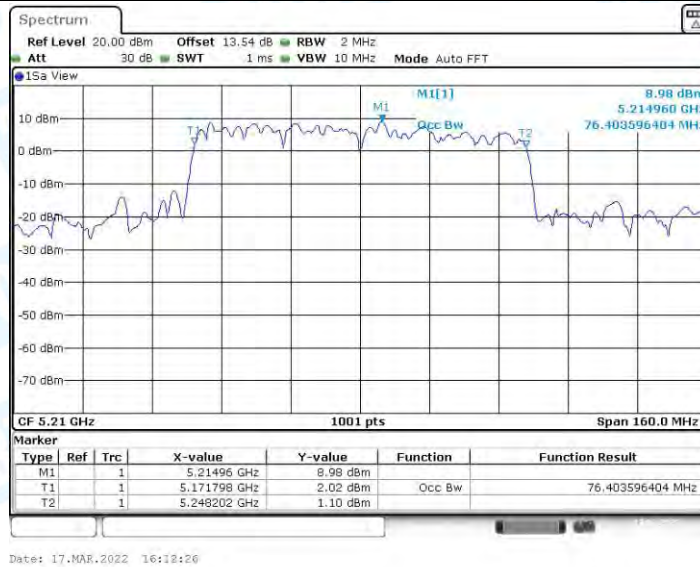
11AC40SISO\_Ant1\_5670



11AC40SISO\_Ant1\_5755

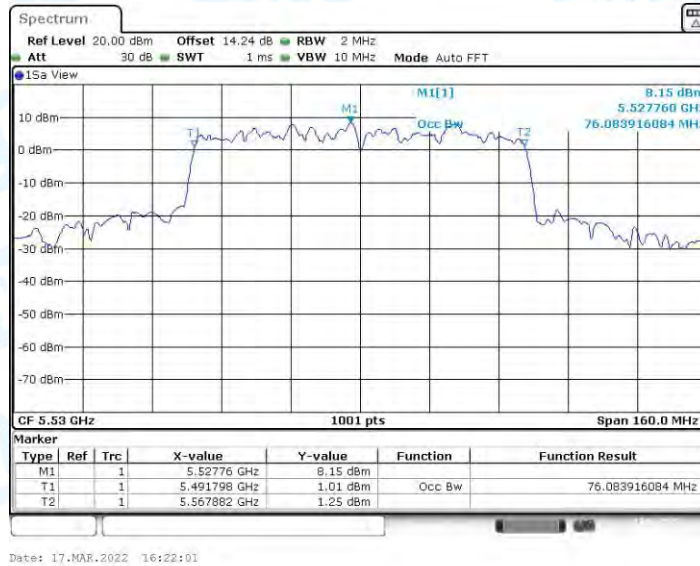


11AC40SISO\_Ant1\_5795



11AC80SISO\_Ant1\_5210

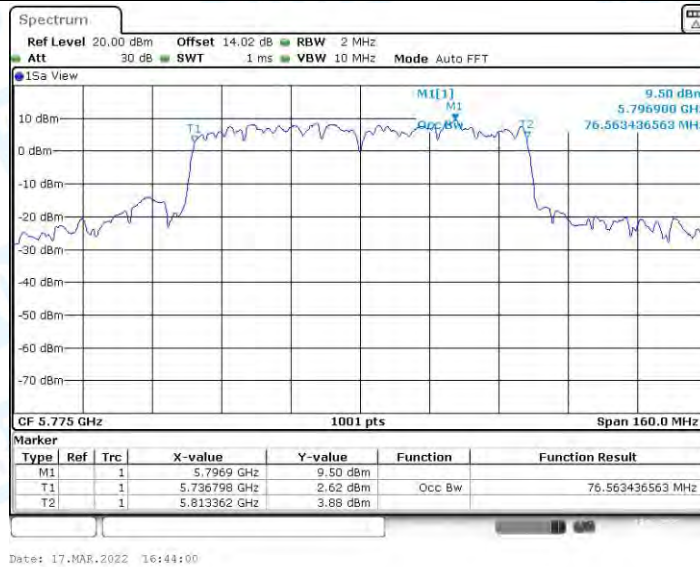




11AC80SISO\_Ant1\_5530



11AC80SISO\_Ant1\_5610



11AC80SISO\_Ant1\_5775

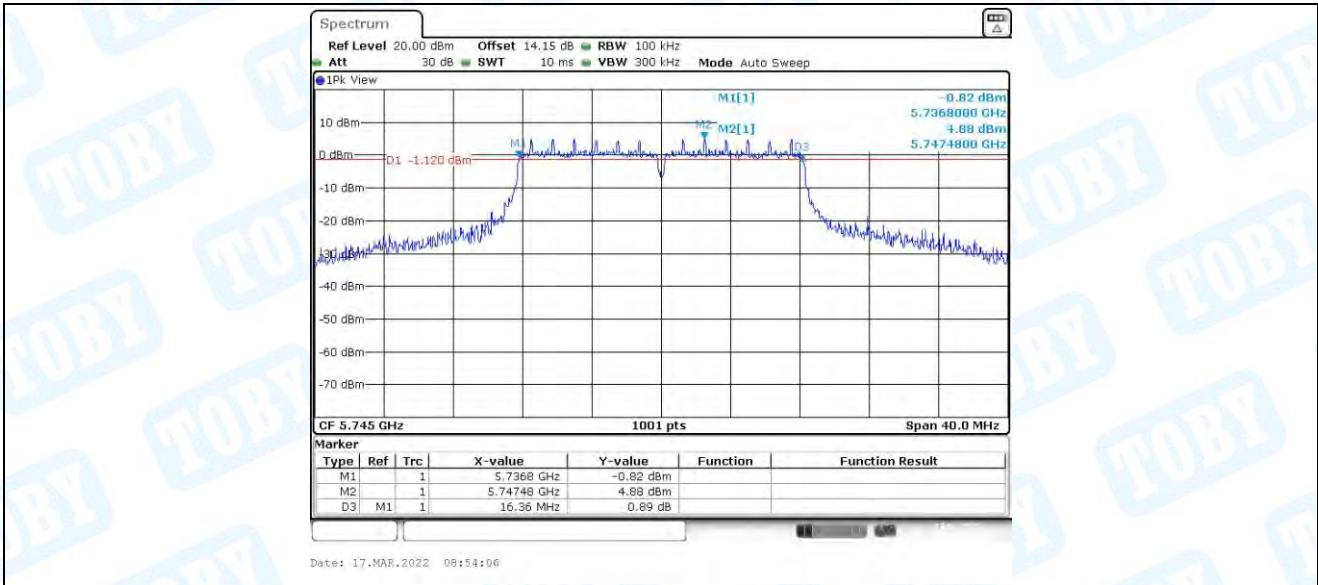
### 3. Min emission bandwidth

#### 3.1. Test Result

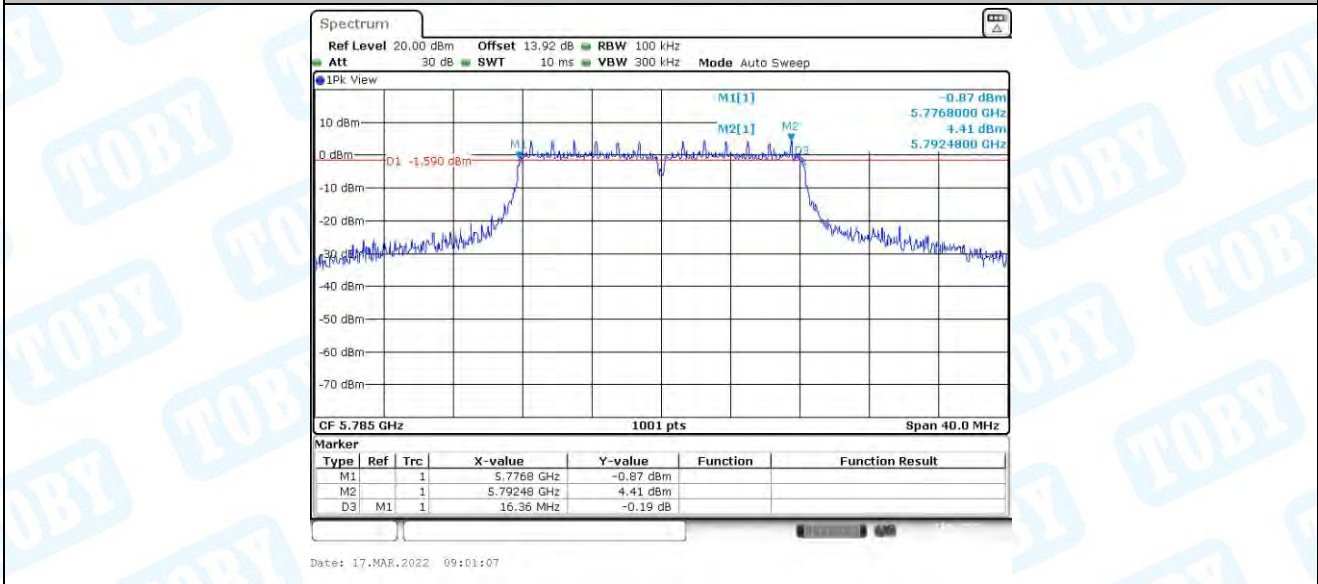
TestMode	Antenna	Channel	6db EBW [MHz]	FL[MHz]	FH[MHz]	Limit[MHz]	Verdict
11A	Ant1	5745	16.36	5736.80	5753.16	0.5	PASS
		5785	16.36	5776.80	5793.16	0.5	PASS
		5825	16.36	5816.80	5833.16	0.5	PASS
11N20SISO	Ant1	5745	17.56	5736.20	5753.76	0.5	PASS
		5785	17.08	5776.44	5793.52	0.5	PASS
		5825	17.48	5816.24	5833.72	0.5	PASS
11N40SISO	Ant1	5755	35.36	5737.40	5772.76	0.5	PASS
		5795	35.60	5777.32	5812.92	0.5	PASS
11AC20SISO	Ant1	5745	17.56	5736.20	5753.76	0.5	PASS
		5785	17.04	5776.44	5793.48	0.5	PASS
		5825	17.32	5816.20	5833.52	0.5	PASS
11AC40SISO	Ant1	5755	35.52	5737.24	5772.76	0.5	PASS
		5795	35.36	5777.24	5812.60	0.5	PASS
11AC80SISO	Ant1	5775	75.52	5737.24	5812.76	0.5	PASS



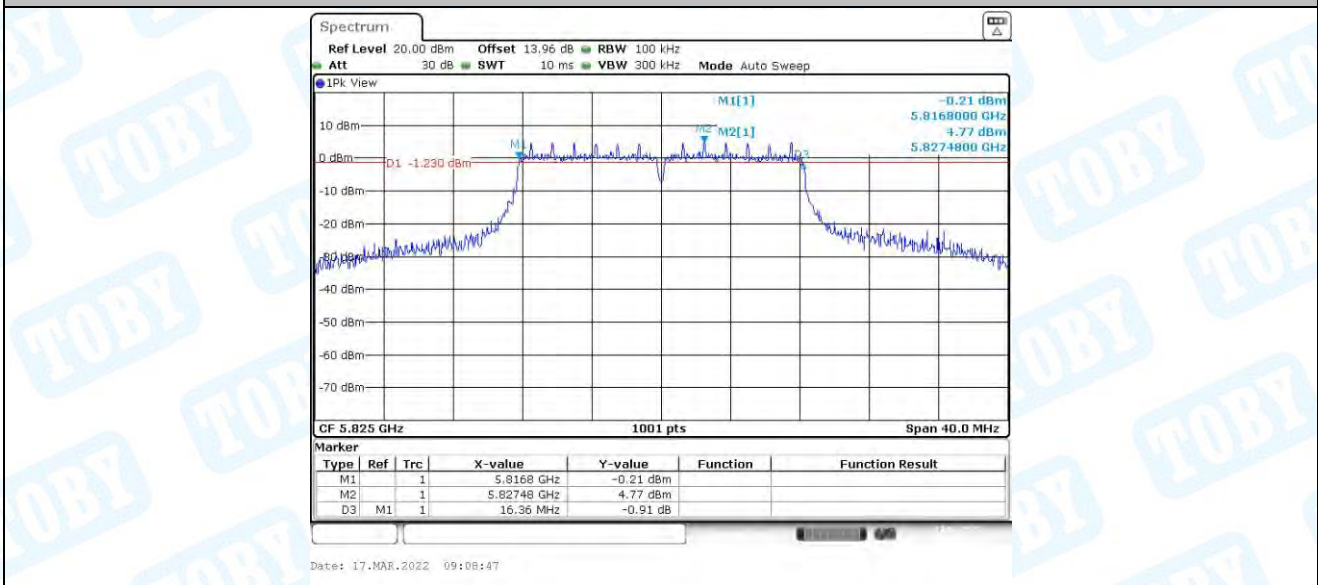
### 3.2. Test Graphs



11A\_Ant1\_5745

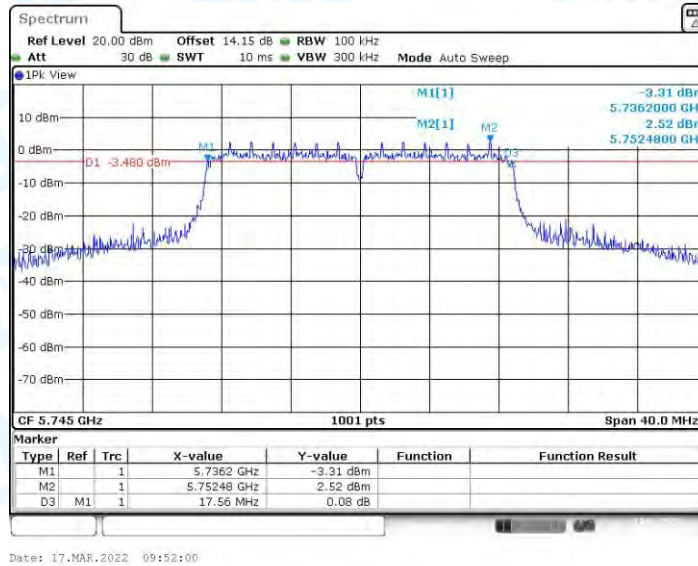


11A\_Ant1\_5785

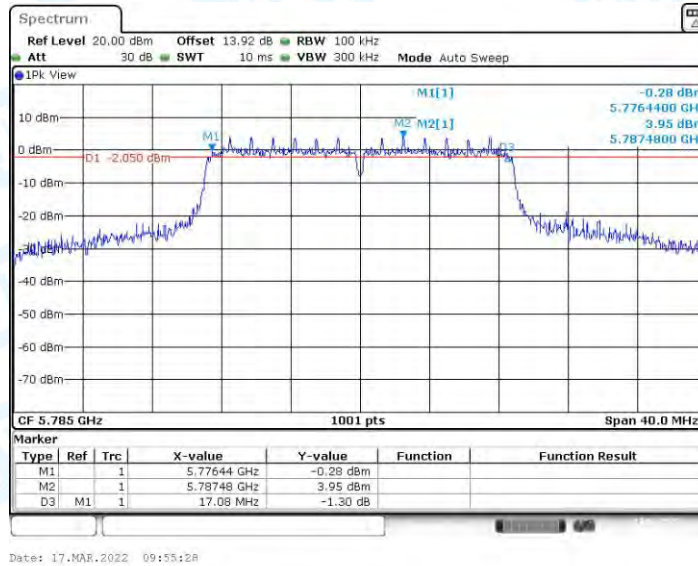


11A\_Ant1\_5825

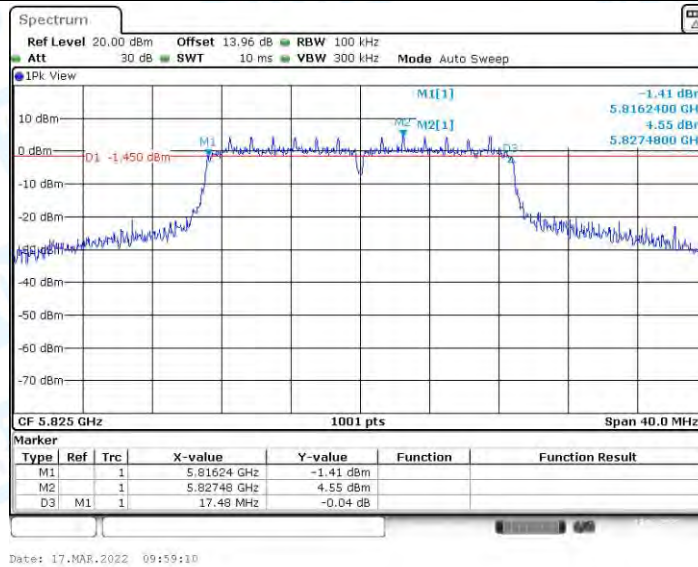




11N20SISO\_Ant1\_5745

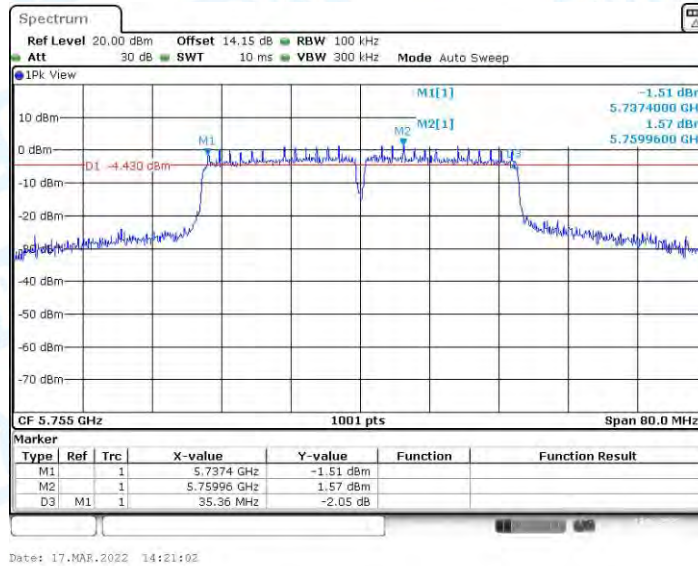


11N20SISO\_Ant1\_5785

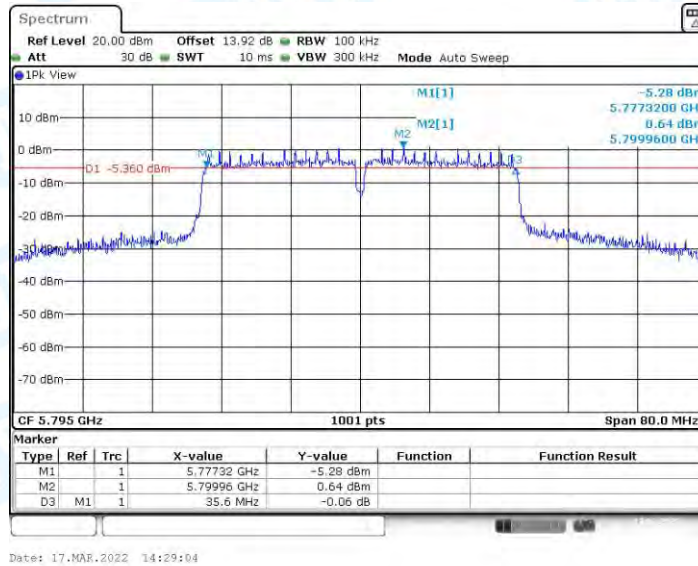


11N20SISO\_Ant1\_5825

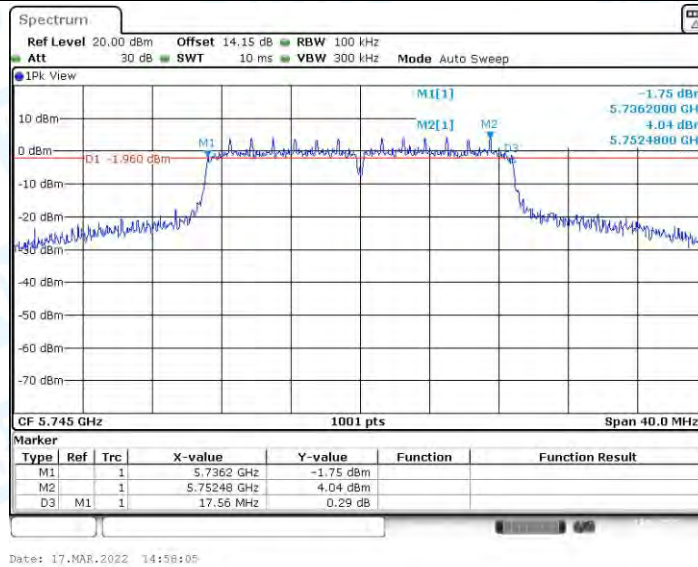




11N40SISO\_Ant1\_5755

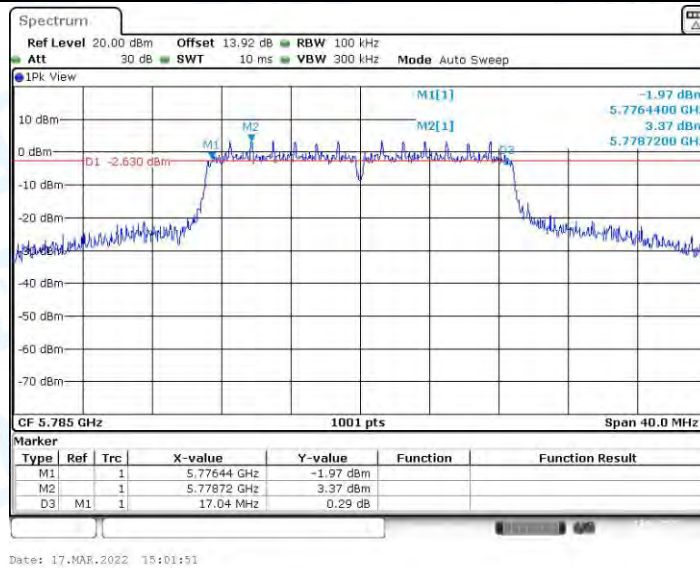


11N40SISO\_Ant1\_5795

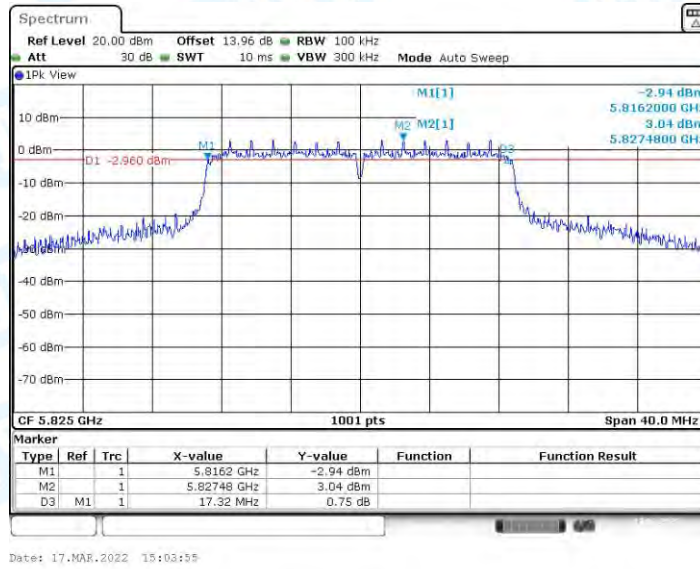


11AC20SISO\_Ant1\_5745

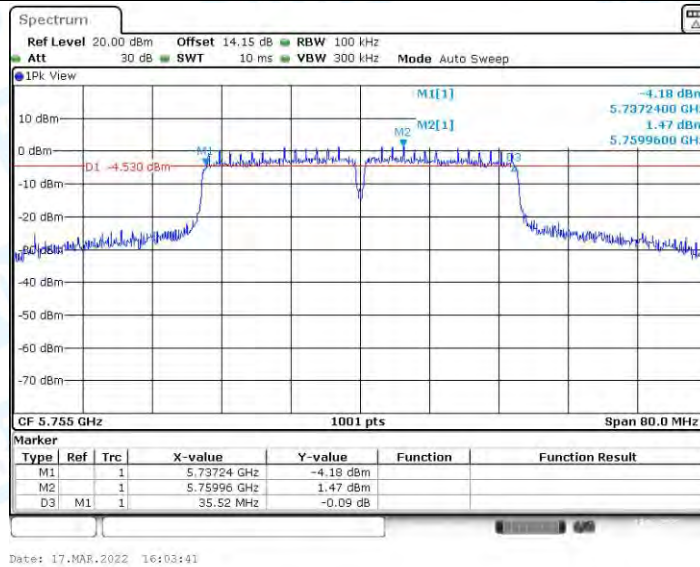




11AC20SISO\_Ant1\_5785

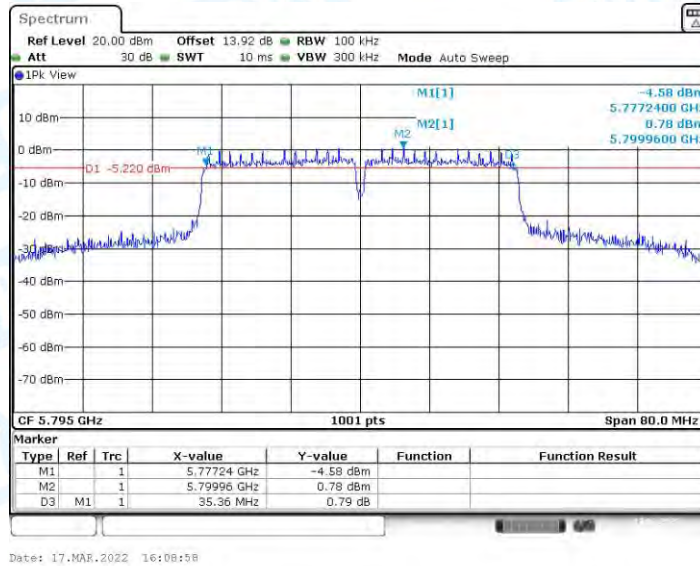


11AC20SISO\_Ant1\_5825

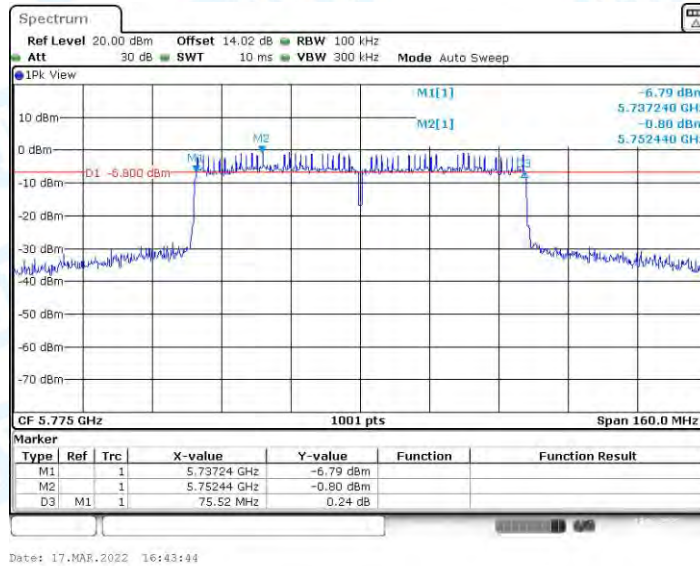


11AC40SISO\_Ant1\_5755





11AC40SISO\_Ant1\_5795



11AC80SISO\_Ant1\_5775



## 4. Maximum conducted output power and E.I.R.P

### 4.1. Test Result

TestMode	Antenna	Channel	Result[dBm]	Limit[dBm]	Verdict
11A	Ant1	5180	17.51	≤23.98	PASS
		5220	17.13	≤23.98	PASS
		5240	17.51	≤23.98	PASS
		5500	15.71	≤23.98	PASS
		5580	15.54	≤23.98	PASS
		5700	15.97	≤23.98	PASS
		5745	16.94	≤30.00	PASS
		5785	16.16	≤30.00	PASS
		5825	16.62	≤30.00	PASS
11N20SISO	Ant1	5180	17.85	≤23.98	PASS
		5220	16.25	≤23.98	PASS
		5240	15.37	≤23.98	PASS
		5500	15.55	≤23.98	PASS
		5580	15.97	≤23.98	PASS
		5700	16.00	≤23.98	PASS
		5745	16.21	≤30.00	PASS
		5785	15.74	≤30.00	PASS
		5825	16.43	≤30.00	PASS
11N40SISO	Ant1	5190	15.38	≤23.98	PASS
		5230	14.13	≤23.98	PASS
		5510	13.48	≤23.98	PASS
		5550	13.64	≤23.98	PASS
		5670	13.86	≤23.98	PASS
		5755	15.76	≤30.00	PASS
		5795	14.69	≤30.00	PASS
11AC20SISO	Ant1	5180	16.42	≤23.98	PASS
		5220	15.52	≤23.98	PASS
		5240	14.99	≤23.98	PASS
		5500	14.87	≤23.98	PASS
		5580	14.24	≤23.98	PASS
		5700	14.00	≤23.98	PASS
		5745	15.53	≤30.00	PASS
		5785	15.35	≤30.00	PASS
		5825	15.39	≤30.00	PASS
11AC40SISO	Ant1	5190	16.05	≤23.98	PASS
		5230	15.75	≤23.98	PASS
		5510	14.47	≤23.98	PASS
		5550	14.19	≤23.98	PASS
		5670	13.95	≤23.98	PASS
		5755	15.87	≤30.00	PASS
		5795	15.08	≤30.00	PASS



11AC80SISO	Ant1	5210	15.72	≤23.98	PASS
		5530	15.00	≤23.98	PASS
		5610	14.37	≤23.98	PASS
		5775	16.02	≤30.00	PASS

TestMode	Antenna	Channel	Peak power [dBm]	Antenna Gain[dBi]	E.I.R.P[dBm]	Limit[dBm]	Verdict
11A	Ant1	5180	17.51	0.5	18.01	≤23.98	PASS
		5220	17.13	0.5	17.63	≤23.98	PASS
		5240	17.51	0.5	18.01	≤23.98	PASS
		5500	15.71	0.5	16.21	≤23.98	PASS
		5580	15.54	0.5	16.04	≤23.98	PASS
		5700	15.97	0.5	16.47	≤23.98	PASS
		5745	16.94	0.5	17.44	≤30.00	PASS
		5785	16.16	0.5	16.66	≤30.00	PASS
		5825	16.62	0.5	17.12	≤30.00	PASS
11N20SISO	Ant1	5180	17.85	0.5	18.35	≤23.98	PASS
		5220	16.25	0.5	16.75	≤23.98	PASS
		5240	15.37	0.5	15.87	≤23.98	PASS
		5500	15.55	0.5	16.05	≤23.98	PASS
		5580	15.97	0.5	16.47	≤23.98	PASS
		5700	16.00	0.5	16.50	≤23.98	PASS
		5745	16.21	0.5	16.71	≤30.00	PASS
		5785	15.74	0.5	16.24	≤30.00	PASS
		5825	16.43	0.5	16.93	≤30.00	PASS
11N40SISO	Ant1	5190	15.38	0.5	15.88	≤23.98	PASS
		5230	14.13	0.5	14.63	≤23.98	PASS
		5510	13.48	0.5	13.98	≤23.98	PASS
		5550	13.64	0.5	14.14	≤23.98	PASS
		5670	13.86	0.5	14.36	≤23.98	PASS
		5755	15.76	0.5	16.26	≤30.00	PASS
		5795	14.69	0.5	15.19	≤30.00	PASS
		5825	15.39	0.5	15.89	≤30.00	PASS
11AC20SISO	Ant1	5180	16.42	0.5	16.92	≤23.98	PASS
		5220	15.52	0.5	16.02	≤23.98	PASS
		5240	14.99	0.5	15.49	≤23.98	PASS
		5500	14.87	0.5	15.37	≤23.98	PASS
		5580	14.24	0.5	14.74	≤23.98	PASS
		5700	14.00	0.5	14.50	≤23.98	PASS
		5745	15.53	0.5	16.03	≤30.00	PASS
		5785	15.35	0.5	15.85	≤30.00	PASS
		5825	15.39	0.5	15.89	≤30.00	PASS
11AC40SISO	Ant1	5190	16.05	0.5	16.55	≤23.98	PASS
		5230	15.75	0.5	16.25	≤23.98	PASS
		5510	14.47	0.5	14.97	≤23.98	PASS
		5550	14.19	0.5	14.69	≤23.98	PASS
		5670	13.95	0.5	14.45	≤23.98	PASS
		5755	15.87	0.5	16.37	≤30.00	PASS
		5795	15.08	0.5	15.58	≤30.00	PASS
11AC80SISO	Ant1	5210	15.72	0.5	16.22	≤23.98	PASS



	5530	15.00	0.5	15.50	≤23.98	PASS
	5610	14.37	0.5	14.87	≤23.98	PASS
	5775	16.02	0.5	16.52	≤30.00	PASS

## 5. Maximum power spectral density

### 5.1. Test Result

TestMode	Antenna	Channel	Result [dBm/MHz]	FCC Limit[dBm/MHz]	IC Limit[dBm/MHz]	Verdict
11A	Ant1	5180	6.49	≤11.00	≤10.00	PASS
		5220	6.02	≤11.00	≤10.00	PASS
		5240	6.35	≤11.00	≤10.00	PASS
		5500	4.54	≤11.00	≤11.00	PASS
		5580	4.56	≤11.00	≤11.00	PASS
		5700	4.6	≤11.00	≤11.00	PASS
		5745	3.02	≤30.00	≤30.00	PASS
		5785	2.2	≤30.00	≤30.00	PASS
		5825	2.66	≤30.00	≤30.00	PASS
11N20SISO	Ant1	5180	6.47	≤11.00	≤10.00	PASS
		5220	5.01	≤11.00	≤10.00	PASS
		5240	3.91	≤11.00	≤10.00	PASS
		5500	4.34	≤11.00	≤11.00	PASS
		5580	4.7	≤11.00	≤11.00	PASS
		5700	3.83	≤11.00	≤11.00	PASS
		5745	2.47	≤30.00	≤30.00	PASS
		5785	2	≤30.00	≤30.00	PASS
		5825	1.01	≤30.00	≤30.00	PASS
11N40SISO	Ant1	5190	-0.75	≤11.00	≤10.00	PASS
		5230	-0.31	≤11.00	≤10.00	PASS
		5510	-0.86	≤11.00	≤11.00	PASS
		5550	-0.49	≤11.00	≤11.00	PASS
		5670	-0.52	≤11.00	≤11.00	PASS
		5755	-0.65	≤30.00	≤30.00	PASS
		5795	-1.94	≤30.00	≤30.00	PASS
11AC20SISO	Ant1	5180	5.03	≤11.00	≤10.00	PASS
		5220	4.25	≤11.00	≤10.00	PASS
		5240	3.41	≤11.00	≤10.00	PASS
		5500	0.33	≤11.00	≤11.00	PASS
		5580	2.87	≤11.00	≤11.00	PASS
		5700	2.56	≤11.00	≤11.00	PASS
		5745	1.57	≤30.00	≤30.00	PASS
		5785	1.18	≤30.00	≤30.00	PASS
		5825	1.35	≤30.00	≤30.00	PASS
11AC40SISO	Ant1	5190	1.91	≤11.00	≤10.00	PASS
		5230	1.67	≤11.00	≤10.00	PASS
		5510	0.4	≤11.00	≤11.00	PASS
		5550	0.09	≤11.00	≤11.00	PASS
		5670	-0.4	≤11.00	≤11.00	PASS



		5755	-8.56	≤30.00	≤30.00	PASS
		5795	-1.79	≤30.00	≤30.00	PASS
11AC80SISO	Ant1	5210	-1.18	≤11.00	≤10.00	PASS
		5530	-5.68	≤11.00	≤11.00	PASS
		5610	-2.73	≤11.00	≤11.00	PASS
		5775	-2.85	≤30.00	≤30.00	PASS

Note: 1.The Result and Limit Unit is dBm/500 kHz in the band 5.725–5.85 GHz.

2.The Duty Cycle Factor and RBW Factor is compensated in the graph.

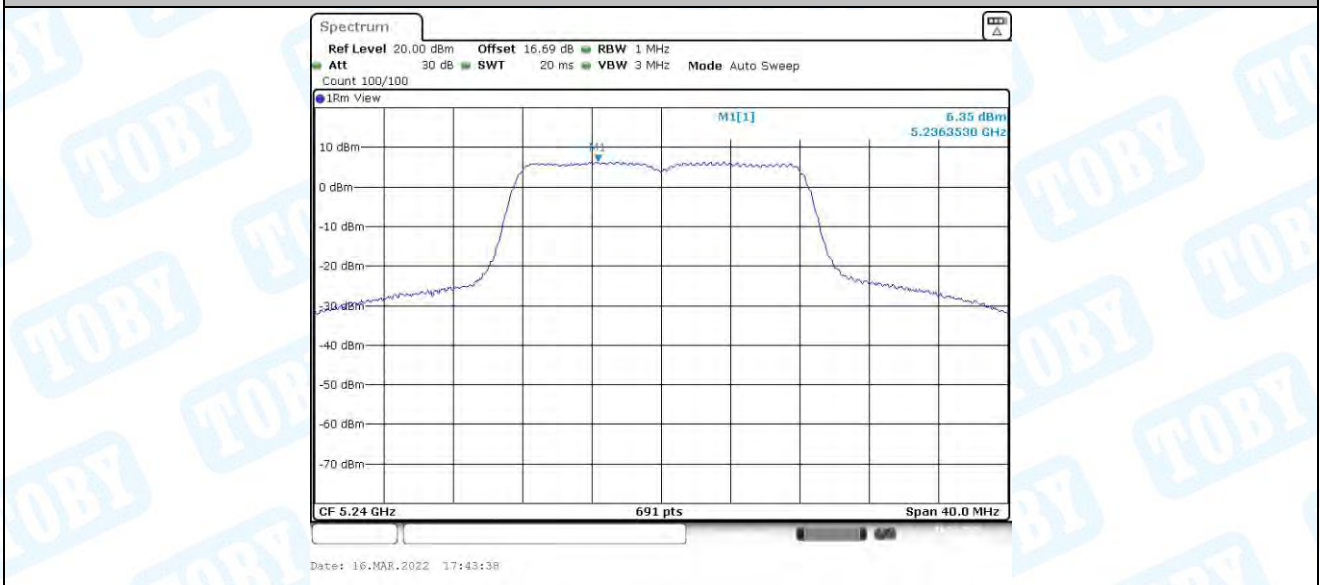
## 5.2. Test Graphs



11A\_Ant1\_5180

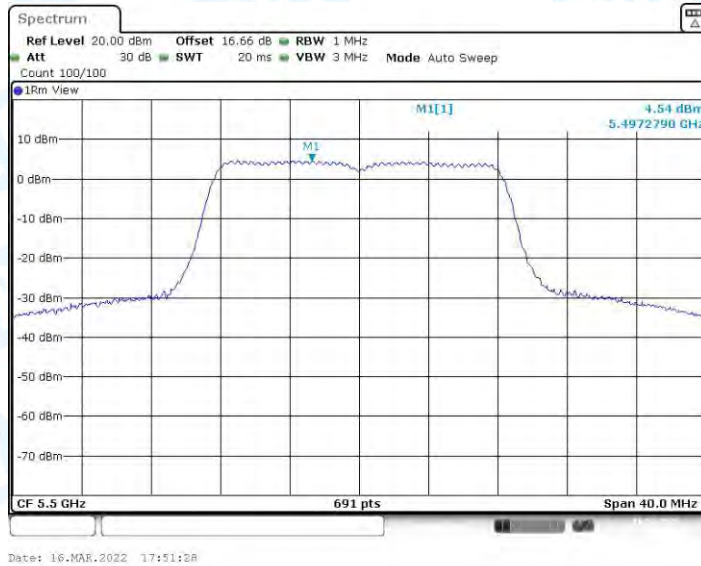


11A\_Ant1\_5220

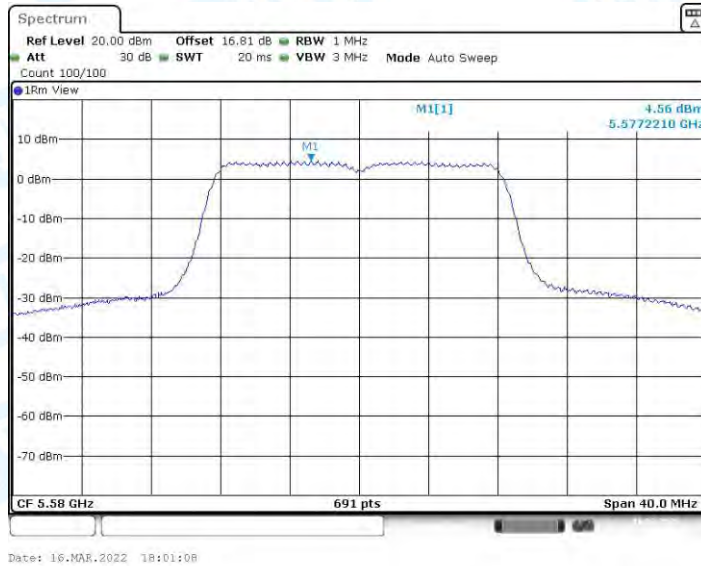


11A\_Ant1\_5240





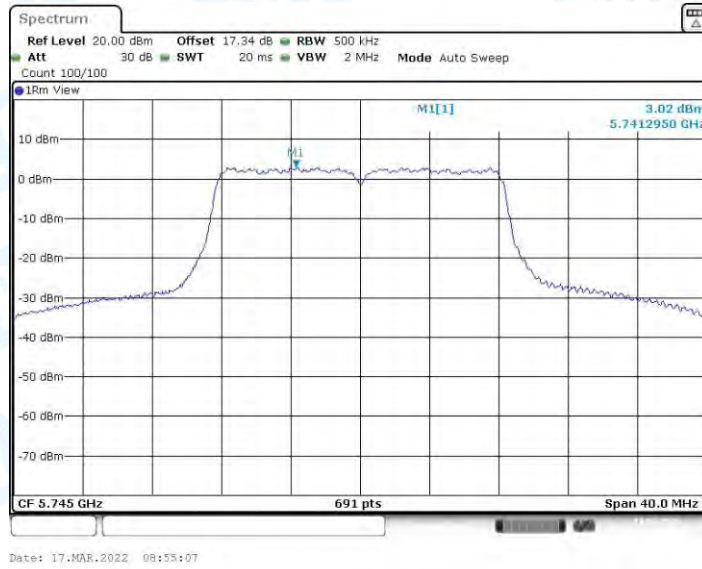
11A\_Ant1\_5500



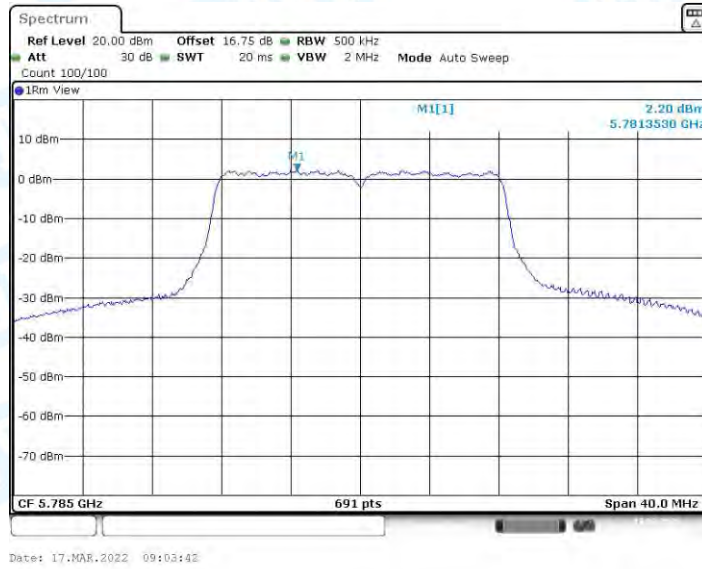
11A\_Ant1\_5580



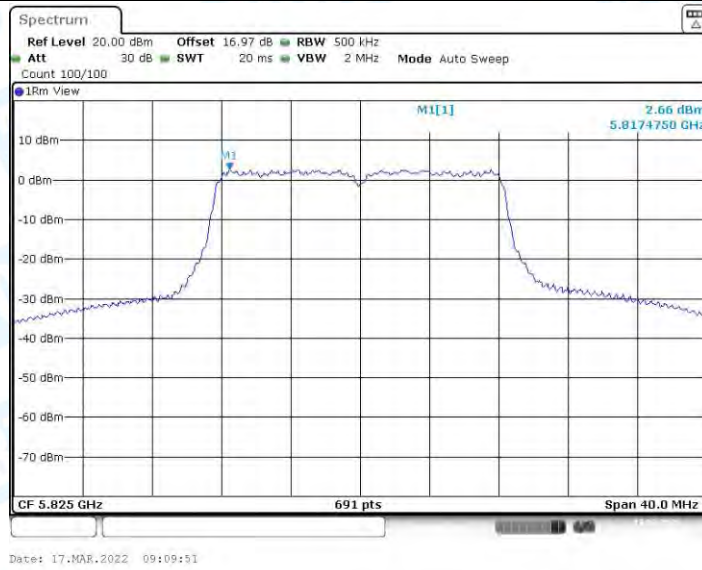
11A\_Ant1\_5700



11A\_Ant1\_5745

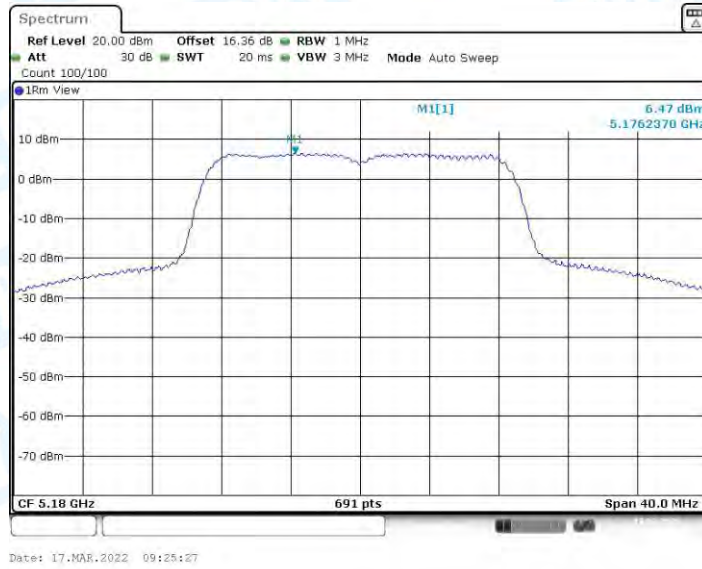


11A\_Ant1\_5785

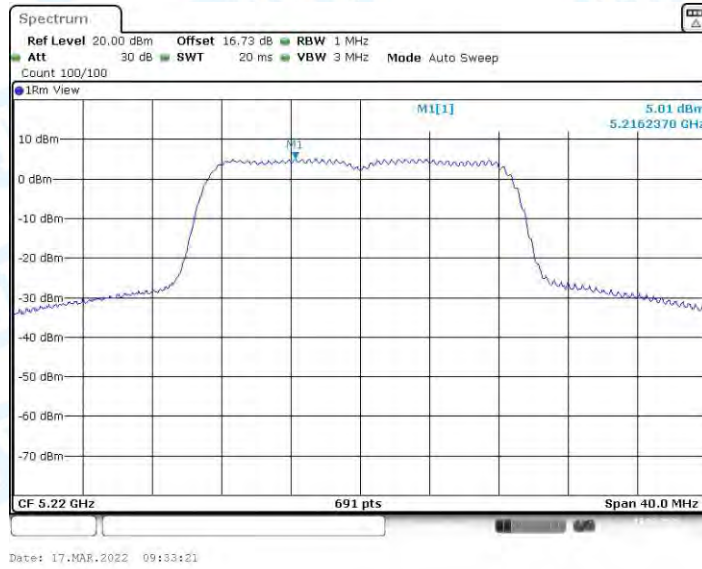


11A\_Ant1\_5825





11N20SISO\_Ant1\_5180



11N20SISO\_Ant1\_5220



11N20SISO\_Ant1\_5240



11N20SISO\_Ant1\_5500

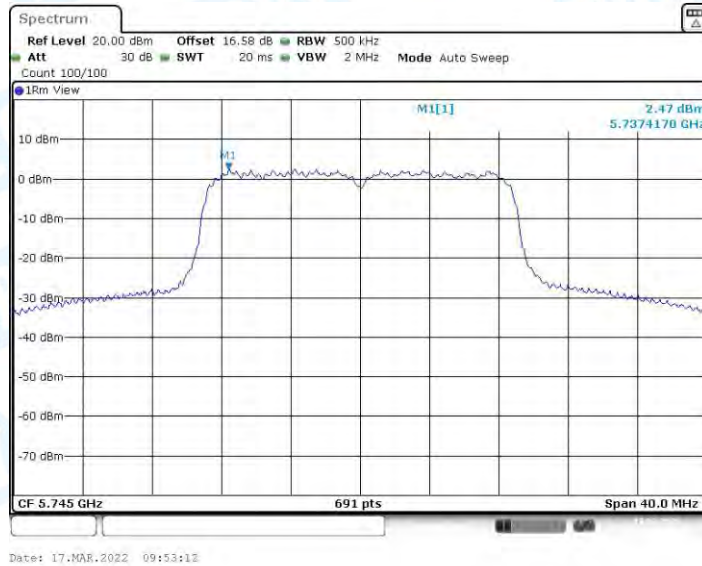


11N20SISO\_Ant1\_5580

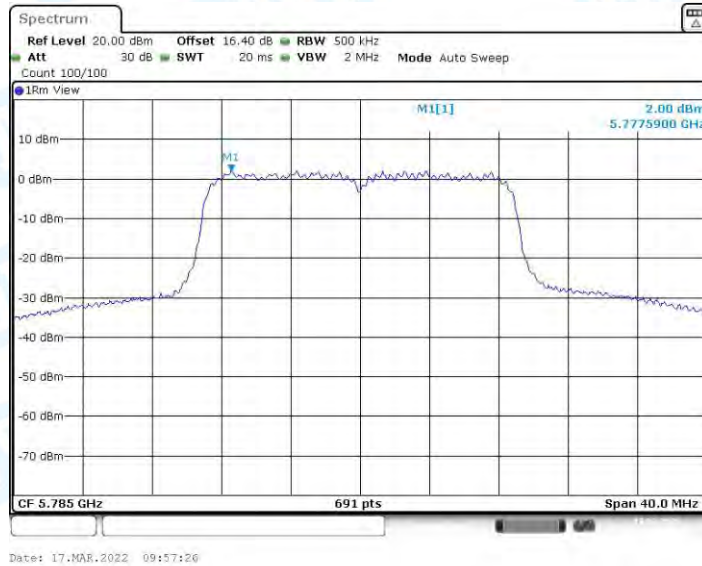


11N20SISO\_Ant1\_5700





11N20SISO\_Ant1\_5745



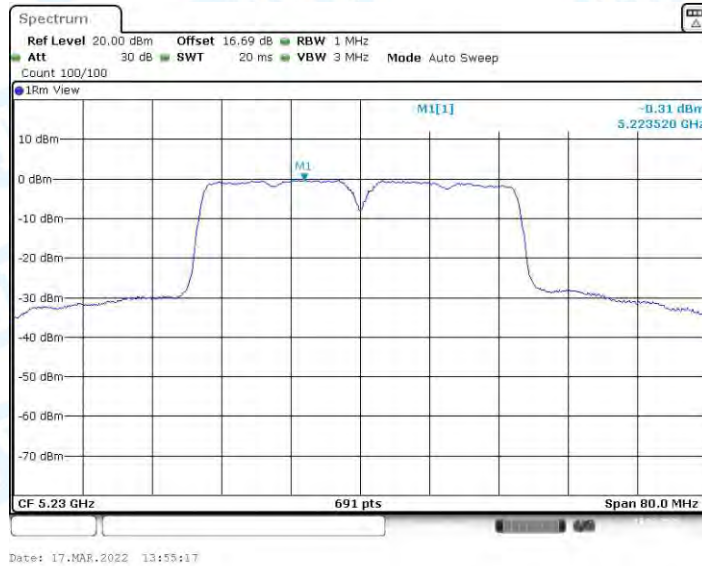
11N20SISO\_Ant1\_5785



11N20SISO\_Ant1\_5825



11N40SISO\_Ant1\_5190

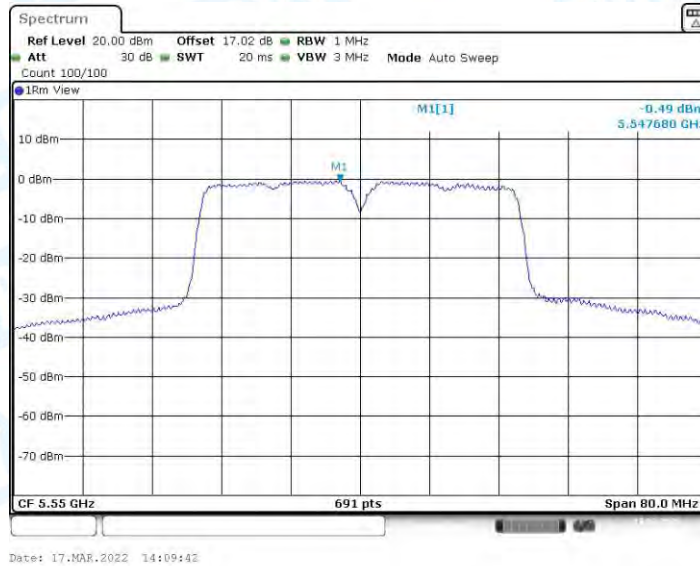


11N40SISO\_Ant1\_5230



11N40SISO\_Ant1\_5510

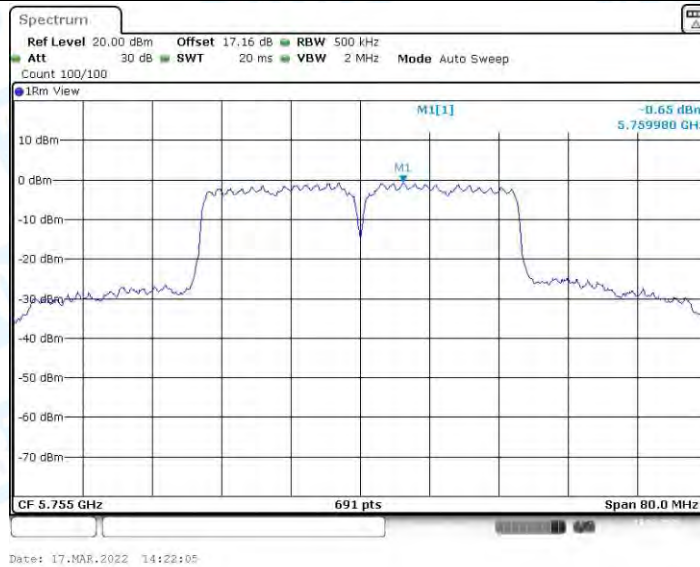




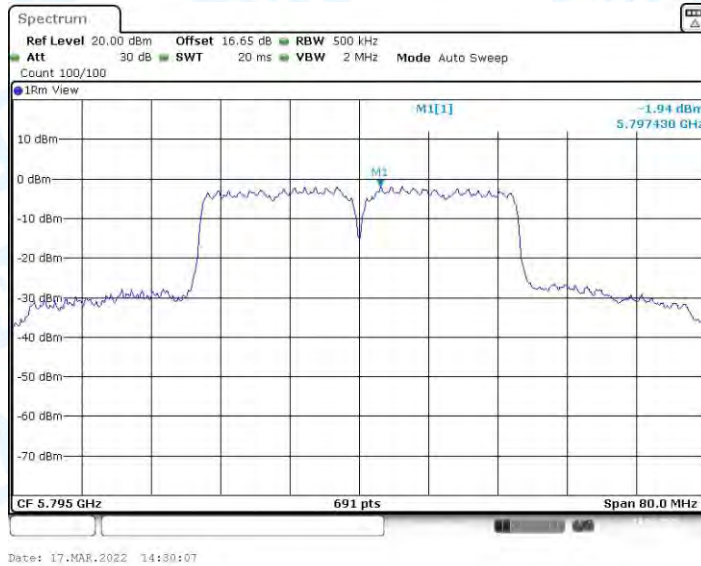
11N40SISO\_Ant1\_5550



11N40SISO\_Ant1\_5670



11N40SISO\_Ant1\_5755



11N40SISO\_Ant1\_5795



11AC20SISO\_Ant1\_5180



11AC20SISO\_Ant1\_5220





11AC20SISO\_Ant1\_5240



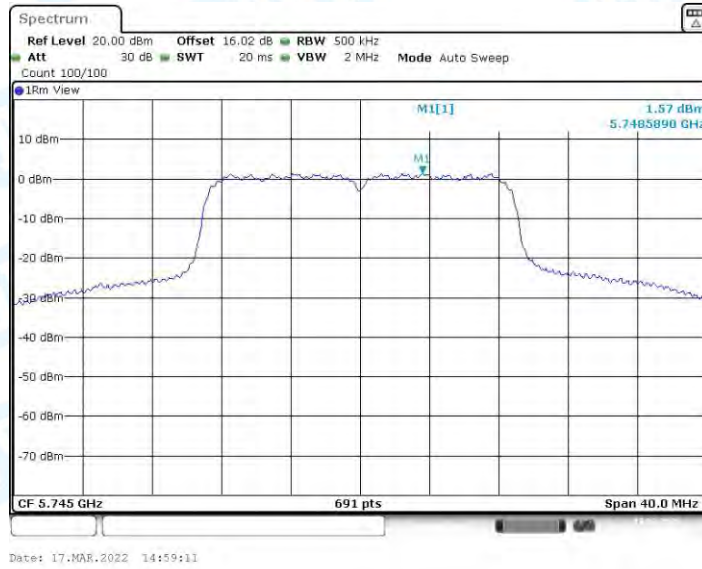
11AC20SISO\_Ant1\_5500



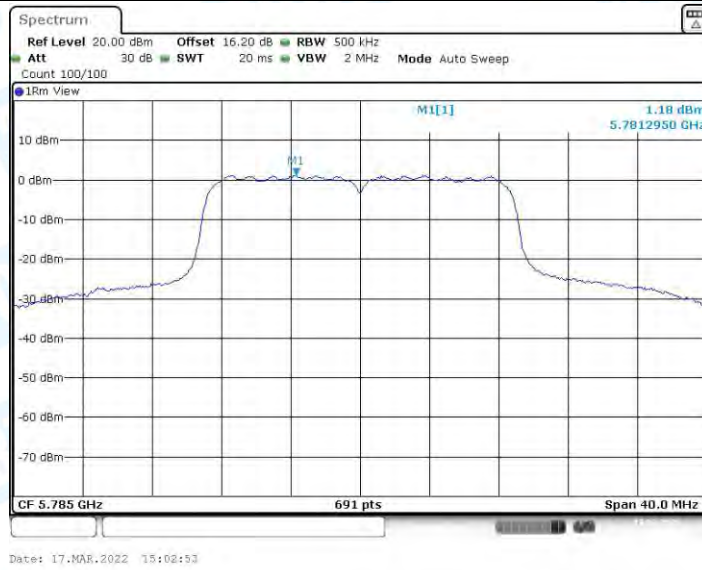
11AC20SISO\_Ant1\_5580



11AC20SISO\_Ant1\_5700

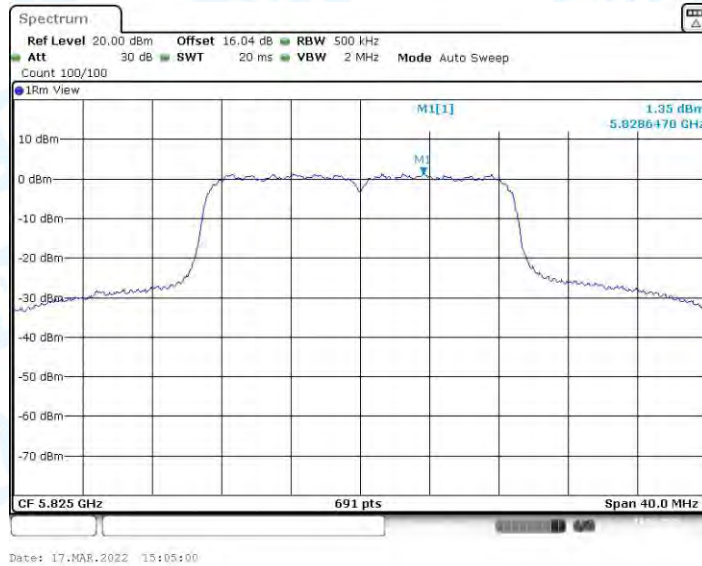


11AC20SISO\_Ant1\_5745

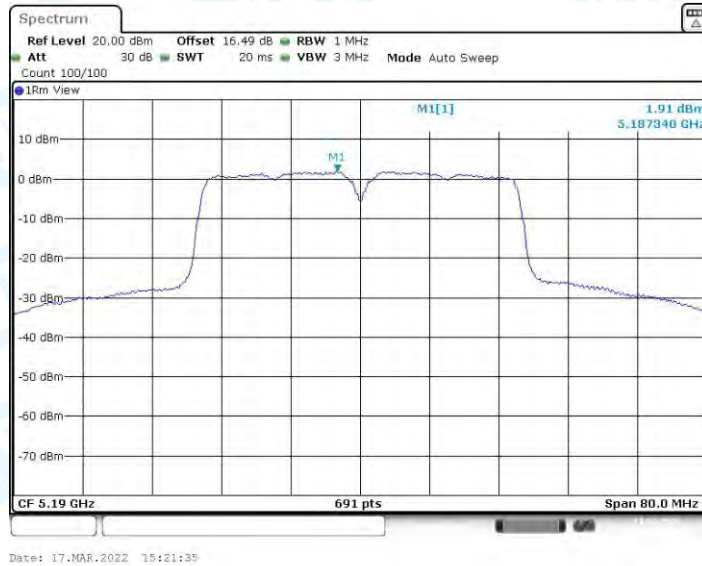


11AC20SISO\_Ant1\_5785





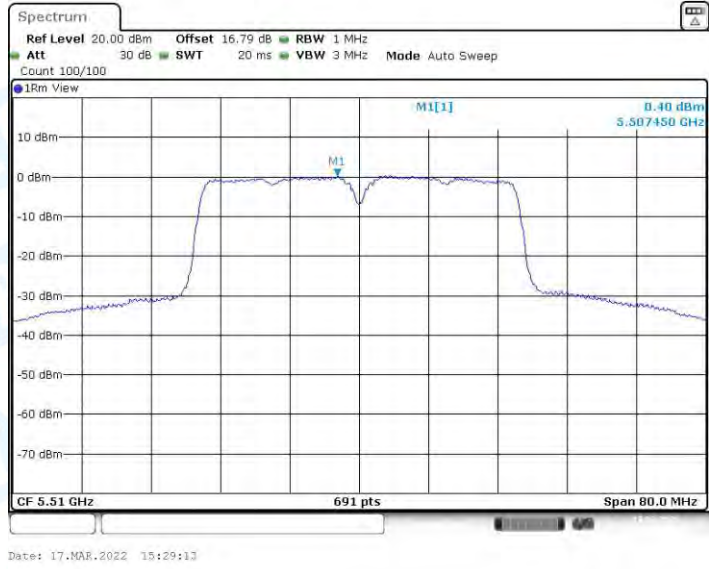
11AC20SISO\_Ant1\_5825



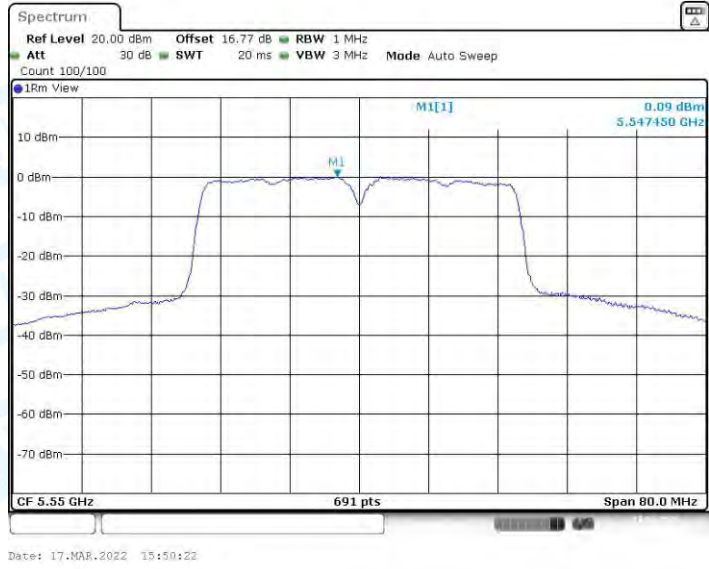
11AC40SISO\_Ant1\_5190



11AC40SISO\_Ant1\_5230



11AC40SISO\_Ant1\_5510

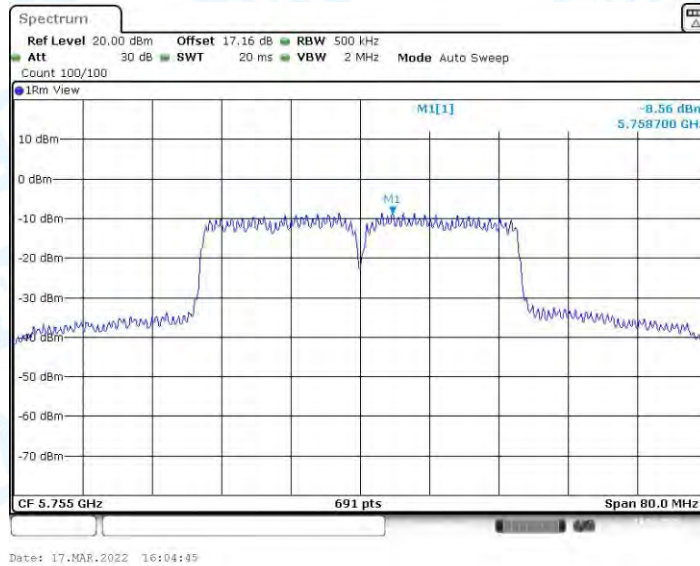


11AC40SISO\_Ant1\_5550

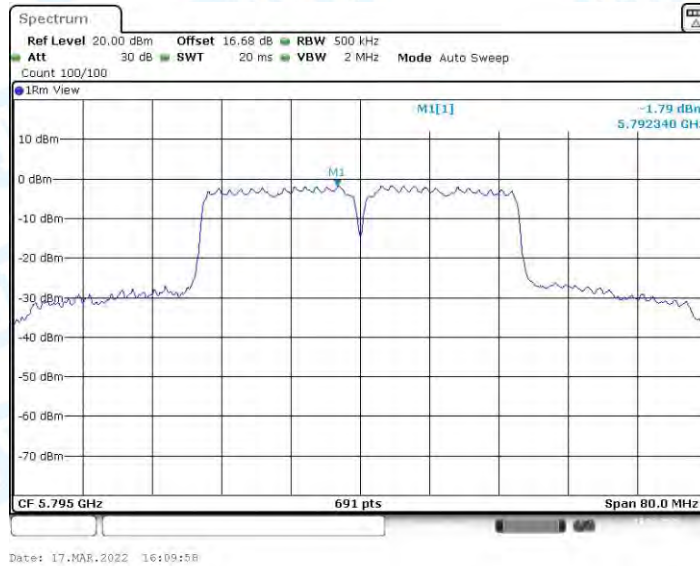


11AC40SISO\_Ant1\_5670





11AC40SISO\_Ant1\_5755



11AC40SISO\_Ant1\_5795



11AC80SISO\_Ant1\_5210



11AC80SISO\_Ant1\_5530



11AC80SISO\_Ant1\_5610



11AC80SISO\_Ant1\_5775



## 7. Emissions in Restricted Bands

### 7.1. Test Result

TestMode	Antenna	ChName	Channel	Detector	Freq [MHz]	EIRP [dBm]	Limit [dBm]	Verdict
11A	Ant1	Low	5180	AV	4500.000	-53.32	≤-41.20	PASS
				AV	5149.275	-44.77	≤-41.20	PASS
				AV	5150.000	-43.82	≤-41.20	PASS
				Peak	4500.000	-43.17	≤-21.20	PASS
				Peak	5148.261	-31.66	≤-21.20	PASS
				Peak	5150.000	-32.18	≤-21.20	PASS
			5500	AV	5460.000	-46.9	≤-41.20	PASS
				AV	5470.000	-43.85	≤-41.20	PASS
				Peak	5460.000	-38.28	≤-21.20	PASS
				Peak	5469.913	-32.93	≤-21.20	PASS
		High	5700	AV	5725.000	-45.57	≤-41.20	PASS
				AV	5727.217	-45.3	≤-41.20	PASS
				AV	5735.000	-50.05	≤-41.20	PASS
				Peak	5725.000	-29.14	≤-21.20	PASS
				Peak	5725.043	-29.14	≤-21.20	PASS
				Peak	5735.000	-39.74	≤-21.20	PASS
		Low	5745	Peak	5650.000	-43.65	≤-27.00	PASS
				Peak	5700.000	-39.28	≤10.00	PASS
				Peak	5720.000	-30.28	≤15.60	PASS
				Peak	5725.000	-15.38	≤27.00	PASS
		High	5825	Peak	5850.000	-25.3	≤15.60	PASS
				Peak	5855.000	-30.37	≤27.00	PASS
				Peak	5875.000	-35.94	≤15.60	PASS
				Peak	5925.000	-43.09	≤10.00	PASS
11N20SISO	Ant1	Low	5180	AV	4500.000	-54.23	≤-41.20	PASS
				AV	5148.261	-42.9	≤-41.20	PASS
				AV	5150.000	-42.43	≤-41.20	PASS
				Peak	4500.000	-44.25	≤-21.20	PASS
				Peak	5149.275	-29.59	≤-21.20	PASS
				Peak	5150.000	-28.57	≤-21.20	PASS
			5500	AV	5460.000	-46.5	≤-41.20	PASS
				AV	5470.000	-41.68	≤-41.20	PASS
				Peak	5460.000	-37.48	≤-21.20	PASS
				Peak	5469.652	-22.78	≤-21.20	PASS
		High	5700	Peak	5470.000	-22.9	≤-21.20	PASS
				AV	5725.000	-43.62	≤-41.20	PASS
				AV	5725.043	-43.62	≤-41.20	PASS
				AV	5735.000	-49.29	≤-41.20	PASS
		Peak	5725.000	-27.19	≤-21.20	PASS		



		Low	5745	Peak	5725.478	-26.32	≤-21.20	PASS		
				Peak	5735.000	-38.5	≤-21.20	PASS		
				Peak	5650.000	-42.46	≤-27.00	PASS		
				Peak	5700.000	-39.64	≤10.00	PASS		
				Peak	5720.000	-23.98	≤15.60	PASS		
				Peak	5725.000	-15.38	≤27.00	PASS		
		High	5825	Peak	5850.000	-28.24	≤15.60	PASS		
				Peak	5855.000	-32.44	≤27.00	PASS		
				Peak	5875.000	-36.47	≤15.60	PASS		
				Peak	5925.000	-42.17	≤10.00	PASS		
		11N40SISO	Ant1	Low	5190	AV	4500.000	-53.57	≤-41.20	PASS
						AV	4727.246	-47.67	≤-41.20	PASS
						AV	5150.000	-50.5	≤-41.20	PASS
						Peak	4500.000	-43.4	≤-21.20	PASS
Peak	5149.275					-36.36	≤-21.20	PASS		
Peak	5150.000					-36.81	≤-21.20	PASS		
5510	AV				5460.000	-50.22	≤-41.20	PASS		
	AV				5468.971	-48.96	≤-41.20	PASS		
	AV				5470.000	-49.23	≤-41.20	PASS		
	Peak				5460.000	-41.78	≤-21.20	PASS		
	Peak				5469.884	-40.56	≤-21.20	PASS		
	Peak				5470.000	-40.59	≤-21.20	PASS		
High	5670			AV	5725.000	-51.68	≤-41.20	PASS		
				AV	5726.087	-49.58	≤-41.20	PASS		
				AV	5735.000	-51.43	≤-41.20	PASS		
				Peak	5725.000	-44.08	≤-21.20	PASS		
				Peak	5728.986	-40.84	≤-21.20	PASS		
				Peak	5735.000	-43.07	≤-21.20	PASS		
Low	5755			Peak	5650.000	-42.78	≤-27.00	PASS		
				Peak	5700.000	-34.01	≤10.00	PASS		
				Peak	5720.000	-15.22	≤15.60	PASS		
				Peak	5725.000	-15.52	≤27.00	PASS		
High	5795			Peak	5850.000	-33.28	≤15.60	PASS		
				Peak	5855.000	-33.79	≤27.00	PASS		
		Peak	5875.000	-41.27	≤15.60	PASS				
		Peak	5925.000	-43.07	≤10.00	PASS				
11AC20SISO O	Ant1	Low	5180	AV	4500.000	-53.96	≤-41.20	PASS		
				AV	5149.275	-44.76	≤-41.20	PASS		
				AV	5150.000	-43.03	≤-41.20	PASS		
				Peak	4500.000	-44.54	≤-21.20	PASS		
				Peak	5147.246	-31.41	≤-21.20	PASS		
				Peak	5150.000	-31.36	≤-21.20	PASS		
			5500	AV	5460.000	-49.63	≤-41.20	PASS		
				AV	5469.217	-46.08	≤-41.20	PASS		
				AV	5470.000	-46.36	≤-41.20	PASS		
				Peak	5460.000	-39.83	≤-21.20	PASS		



		High	5700	Peak	5470.000	-30.94	≤-21.20	PASS
				AV	5725.000	-48.66	≤-41.20	PASS
				AV	5725.565	-48.12	≤-41.20	PASS
				AV	5735.000	-50.45	≤-41.20	PASS
				Peak	5725.000	-33.12	≤-21.20	PASS
				Peak	5725.565	-31.31	≤-21.20	PASS
				Peak	5735.000	-41.33	≤-21.20	PASS
		Low	5745	Peak	5650.000	-43.73	≤-27.00	PASS
				Peak	5700.000	-36.76	≤10.00	PASS
				Peak	5720.000	-23.5	≤15.60	PASS
				Peak	5725.000	-16.6	≤27.00	PASS
		High	5825	Peak	5850.000	-25.8	≤15.60	PASS
				Peak	5855.000	-27.38	≤27.00	PASS
				Peak	5875.000	-37.98	≤15.60	PASS
				Peak	5925.000	-41.83	≤10.00	PASS
		11AC40SIS O	Ant1	Low	5190	AV	4500.000	-53.65
AV	5149.275					-43.13	≤-41.20	PASS
AV	5150.000					-42.69	≤-41.20	PASS
Peak	4500.000					-44.14	≤-21.20	PASS
Peak	5149.275					-31.76	≤-21.20	PASS
5510	Peak				5150.000	-30.77	≤-21.20	PASS
	AV				5460.000	-46.87	≤-41.20	PASS
	AV				5469.580	-42.24	≤-41.20	PASS
	AV				5470.000	-42.57	≤-41.20	PASS
	Peak				5460.000	-38.42	≤-21.20	PASS
High	5670			Peak	5469.986	-31.61	≤-21.20	PASS
				Peak	5470.000	-31.61	≤-21.20	PASS
				AV	5725.000	-49.52	≤-41.20	PASS
				AV	5725.507	-48.46	≤-41.20	PASS
				AV	5735.000	-49.4	≤-41.20	PASS
				Peak	5725.000	-45.54	≤-21.20	PASS
Low	5755			Peak	5732.609	-38.43	≤-21.20	PASS
				Peak	5735.000	-43.13	≤-21.20	PASS
				Peak	5650.000	-43.75	≤-27.00	PASS
				Peak	5700.000	-34.24	≤10.00	PASS
High	5795	Peak	5720.000	-17.09	≤15.60	PASS		
		Peak	5725.000	-16.29	≤27.00	PASS		
		Peak	5850.000	-28.62	≤15.60	PASS		
		Peak	5855.000	-32.38	≤27.00	PASS		
11AC80SIS O	Ant1	Low	5210	Peak	5875.000	-41.44	≤15.60	PASS
				Peak	5925.000	-43.71	≤10.00	PASS
				AV	4500.000	-53.79	≤-41.20	PASS
				AV	5125.000	-41.38	≤-41.20	PASS
				AV	5150.000	-45.55	≤-41.20	PASS
				Peak	4500.000	-43.26	≤-21.20	PASS
				Peak	5145.652	-30.74	≤-21.20	PASS



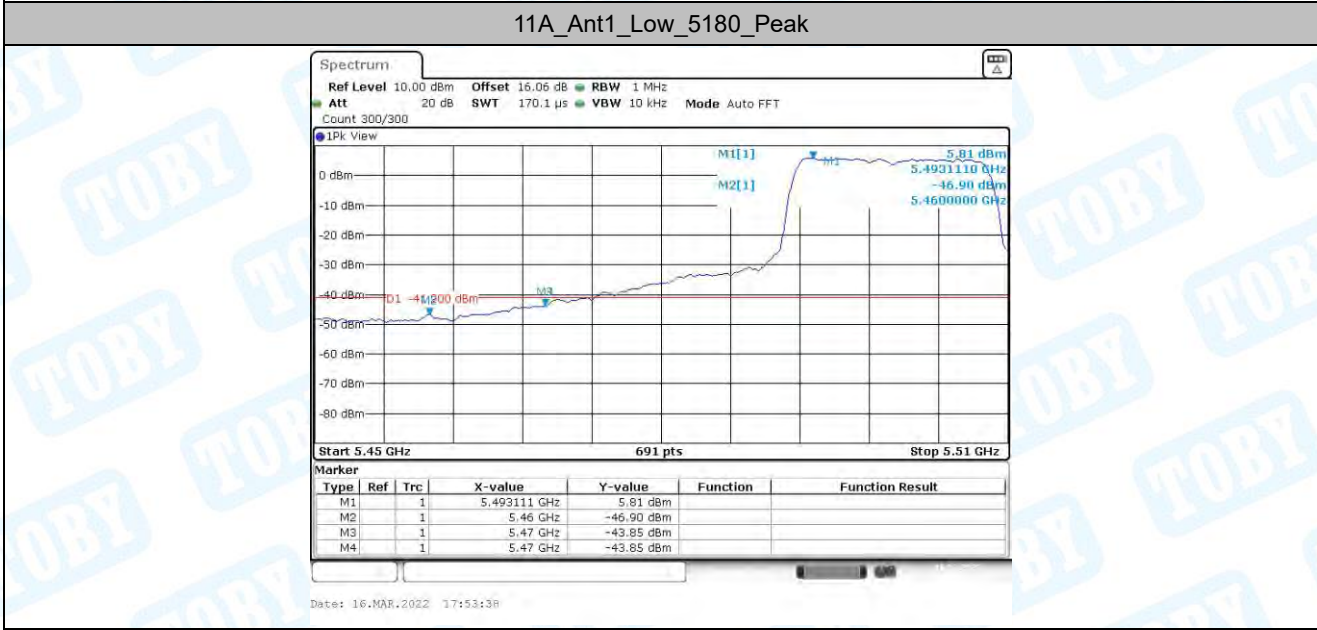
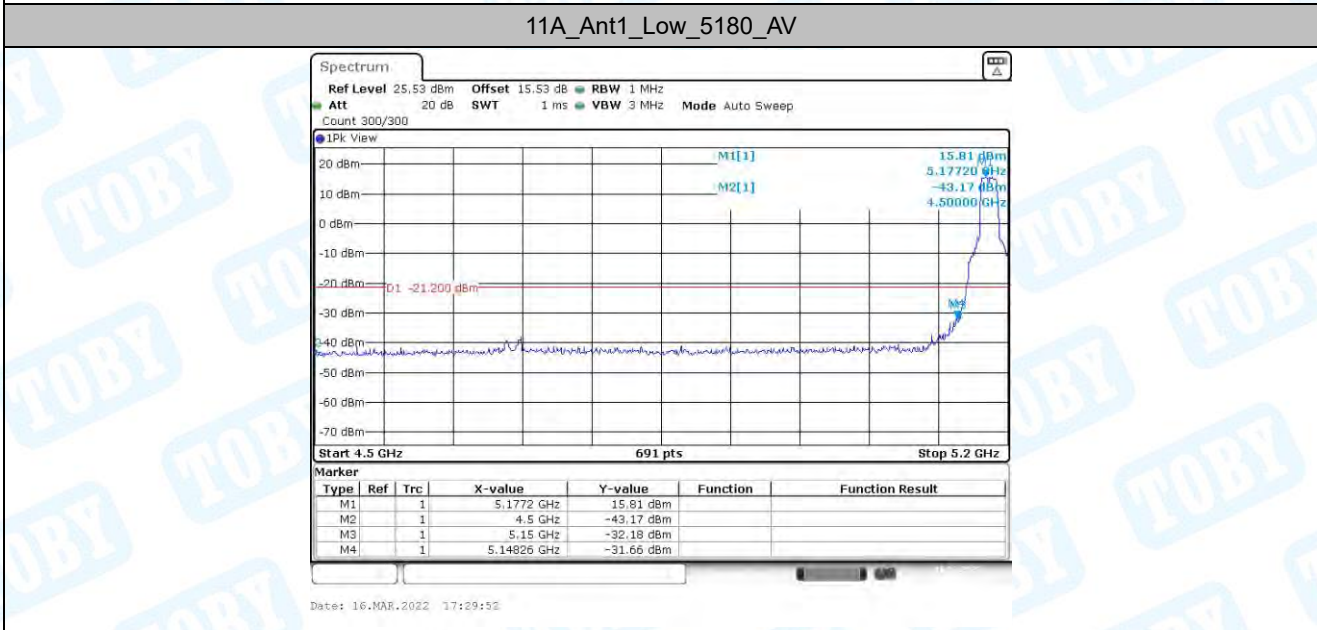
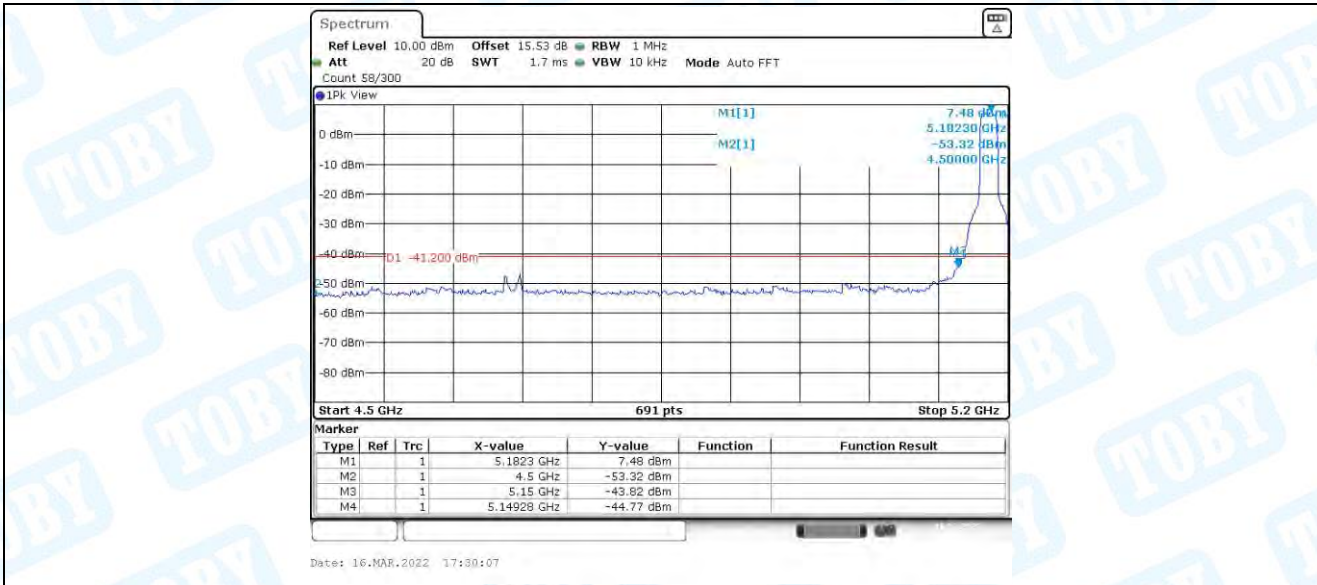
	5530	Peak	5150.000	-30.78	≤-21.20	PASS	
		AV	5460.000	-44.79	≤-41.20	PASS	
		AV	5467.522	-42.69	≤-41.20	PASS	
		AV	5470.000	-43.39	≤-41.20	PASS	
		Peak	5460.000	-35.96	≤-21.20	PASS	
		Peak	5464.130	-34.48	≤-21.20	PASS	
		Peak	5470.000	-36.06	≤-21.20	PASS	
	High	5610	AV	5725.000	-44.44	≤-41.20	PASS
			AV	5728.261	-44.33	≤-41.20	PASS
			AV	5735.000	-46.86	≤-41.20	PASS
			Peak	5725.000	-35.92	≤-21.20	PASS
			Peak	5725.652	-34.7	≤-21.20	PASS
			Peak	5735.000	-38.66	≤-21.20	PASS
	Low	5775	Peak	5650.000	-42.88	≤-27.00	PASS
			Peak	5700.000	-25.39	≤10.00	PASS
			Peak	5720.000	-20.01	≤15.60	PASS
			Peak	5725.000	-19.46	≤27.00	PASS
	High	5775	Peak	5850.000	-20.46	≤15.60	PASS
			Peak	5855.000	-27.12	≤27.00	PASS
			Peak	5875.000	-29.6	≤15.60	PASS
Peak			5925.000	-39.55	≤10.00	PASS	

Note:

1. The Antenna Gain is compensated in the graph.
2. For transmitters operating in 5150-5350 GHz band and 5470-5725 GHz band: The limit in dBm for average detector is conversion from 54dBuV/m, according to 15.209(a). The limit in dBm for peak detector is 20dB above the limit of average detector in dBm.

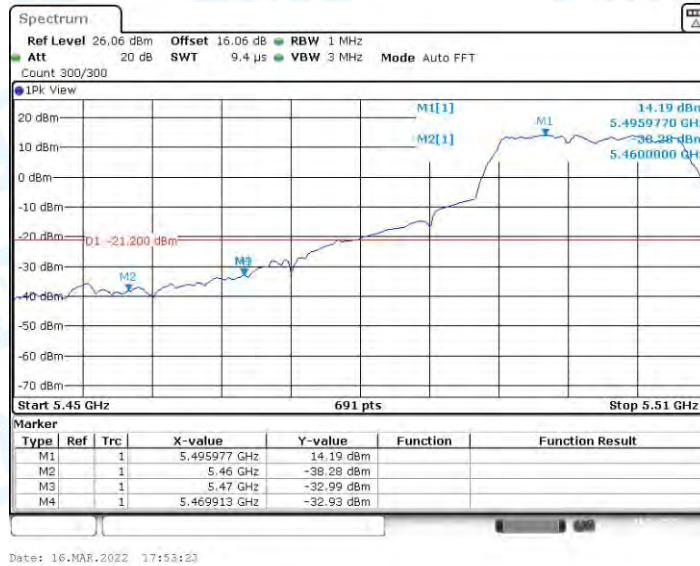


## 7.2. Test Graphs

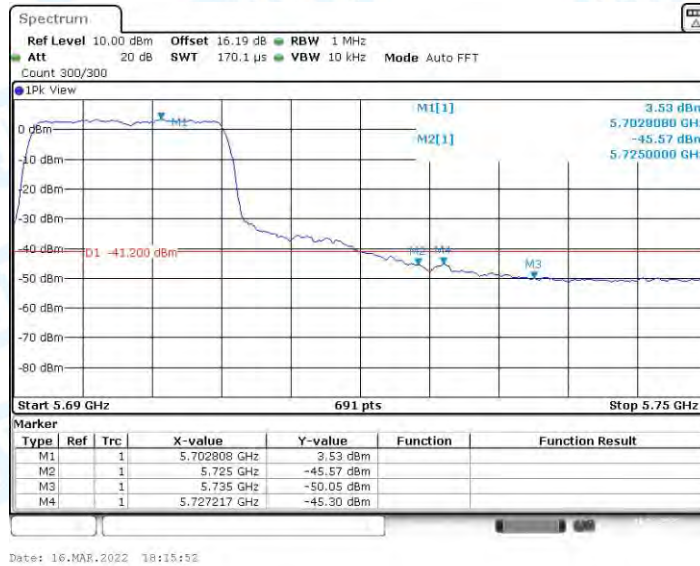


**11A\_Ant1\_Low\_5500\_AV**

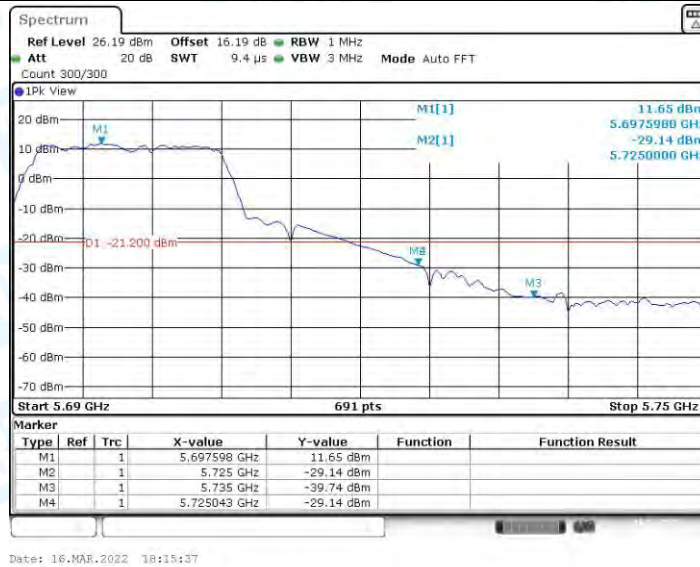




11A\_Ant1\_Low\_5500\_Peak



11A\_Ant1\_High\_5700\_AV



11A\_Ant1\_High\_5700\_Peak

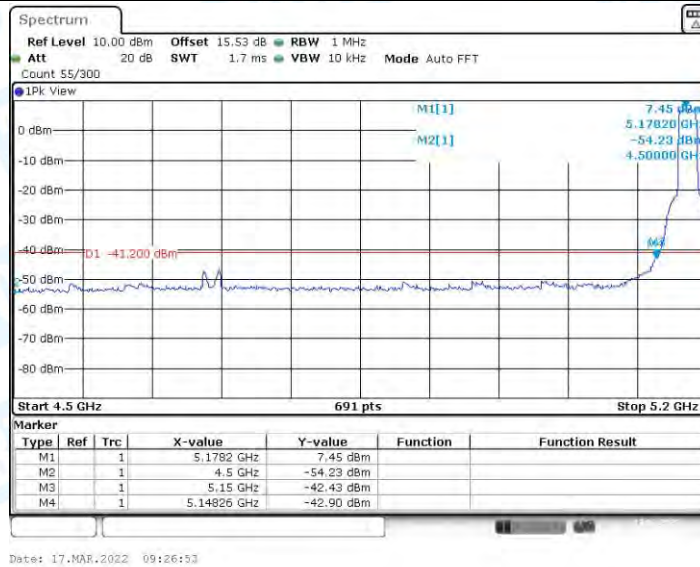




11A\_Ant1\_Low\_5745\_Peak

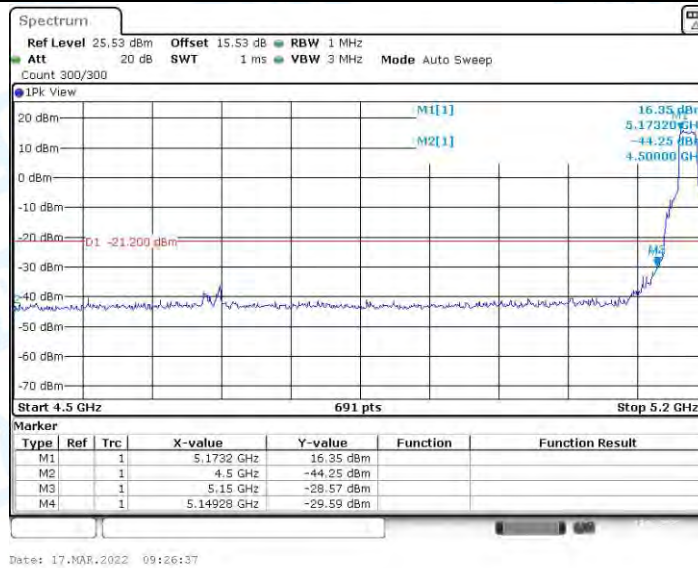


11A\_Ant1\_High\_5825\_Peak

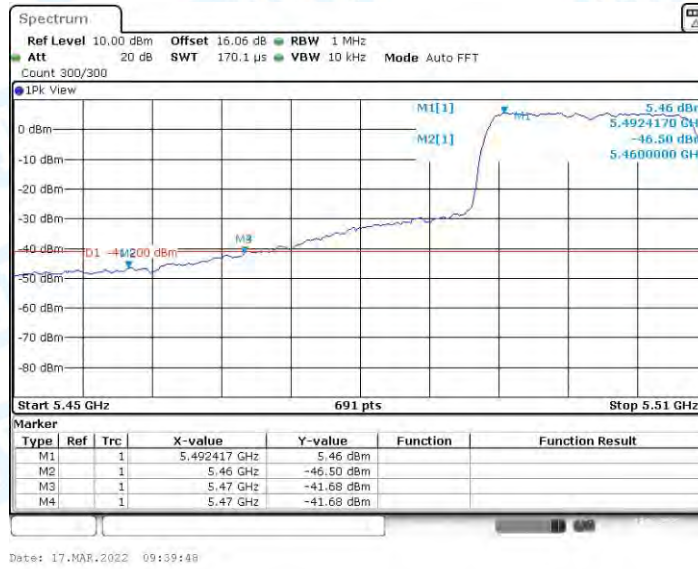


11N20SISO\_Ant1\_Low\_5180\_AV

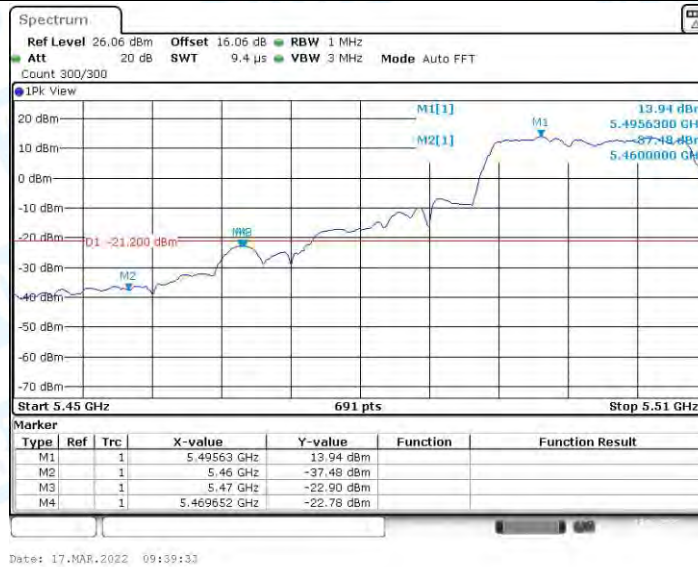




11N20SISO\_Ant1\_Low\_5180\_Peak

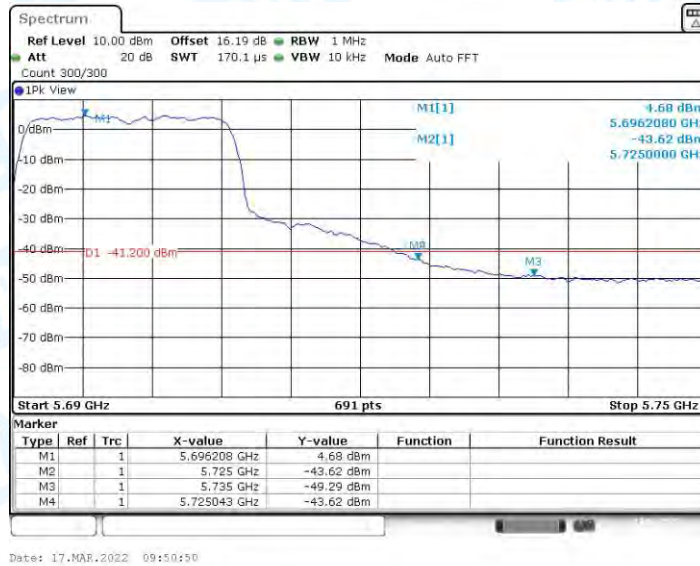


11N20SISO\_Ant1\_Low\_5500\_AV

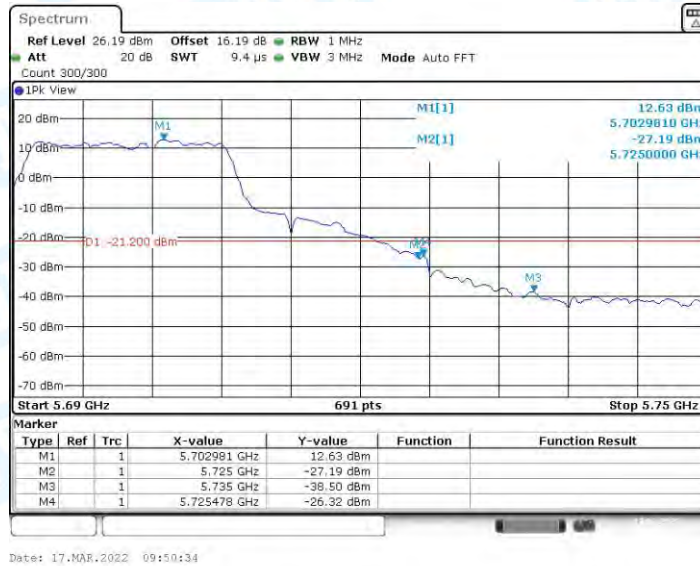


11N20SISO\_Ant1\_Low\_5500\_Peak





### 11N20SISO\_Ant1\_High\_5700\_AV

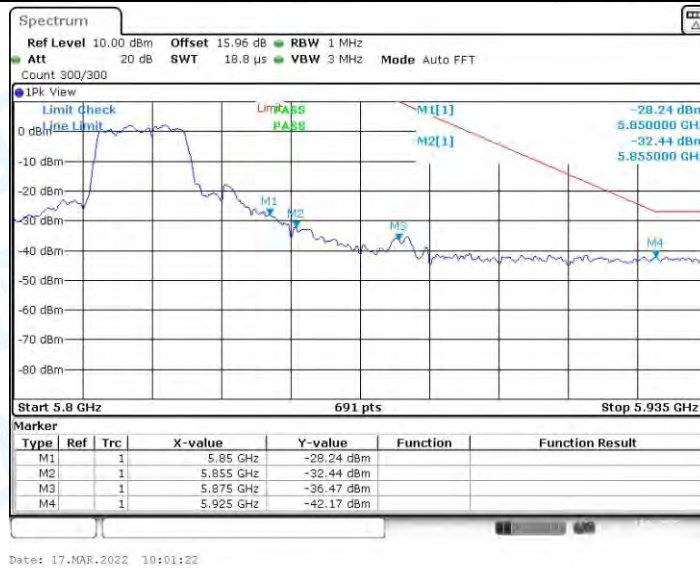


### 11N20SISO\_Ant1\_High\_5700\_Peak

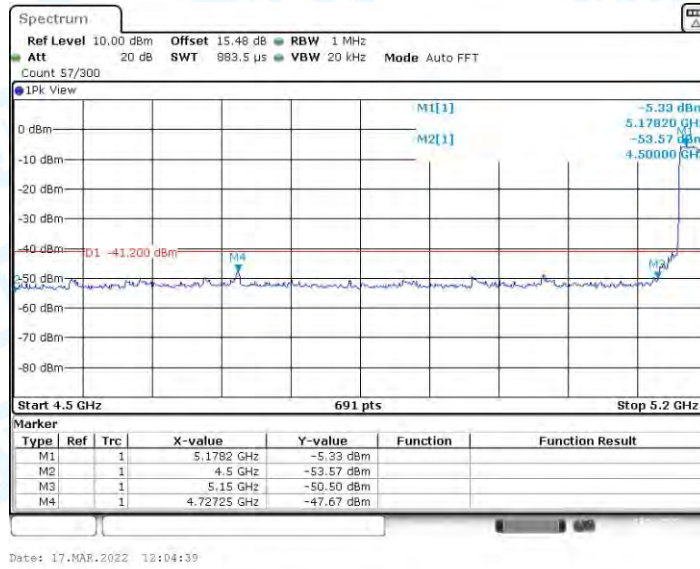


### 11N20SISO\_Ant1\_Low\_5745\_Peak

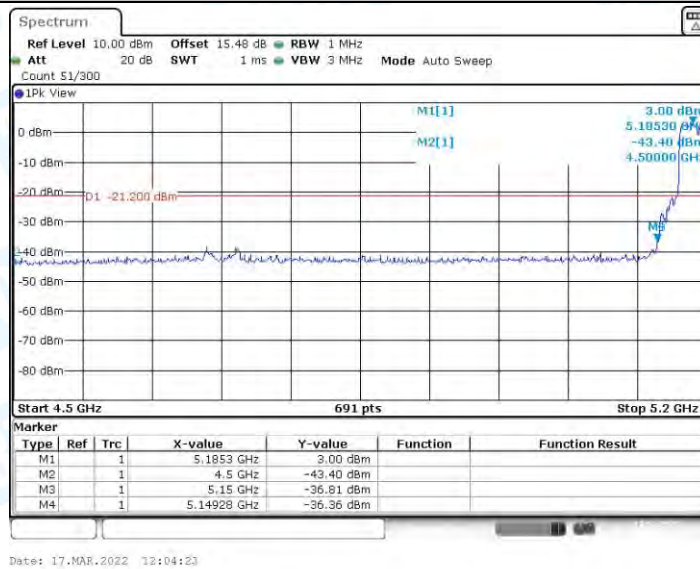




### 11N20SISO\_Ant1\_High\_5825\_Peak

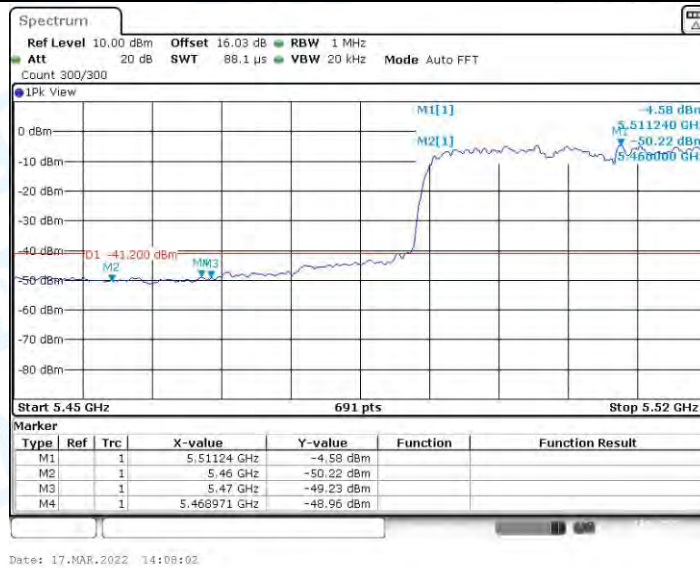


### 11N40SISO\_Ant1\_Low\_5190\_AV

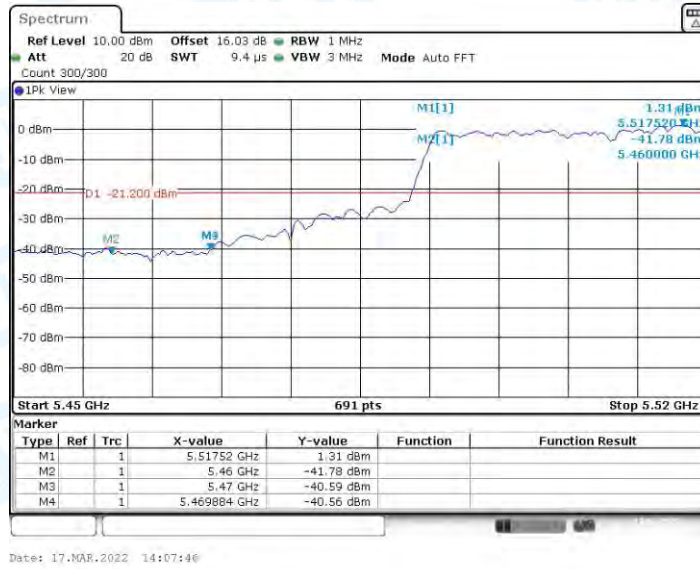


### 11N40SISO\_Ant1\_Low\_5190\_Peak

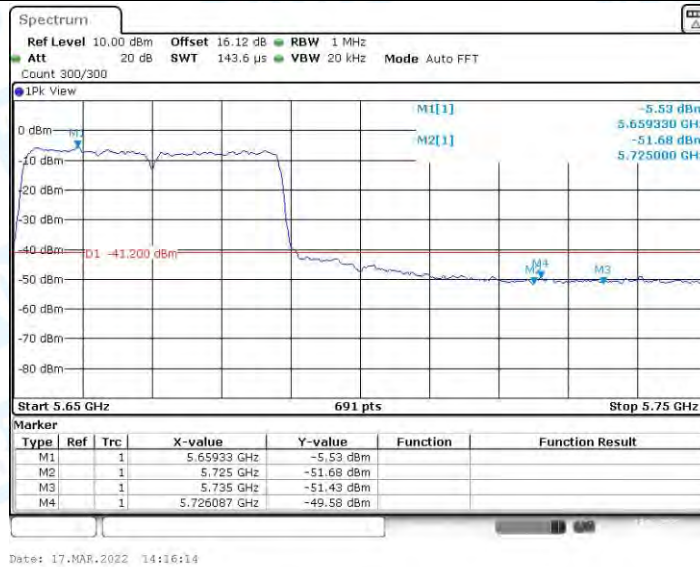




11N40SISO\_Ant1\_Low\_5510\_AV

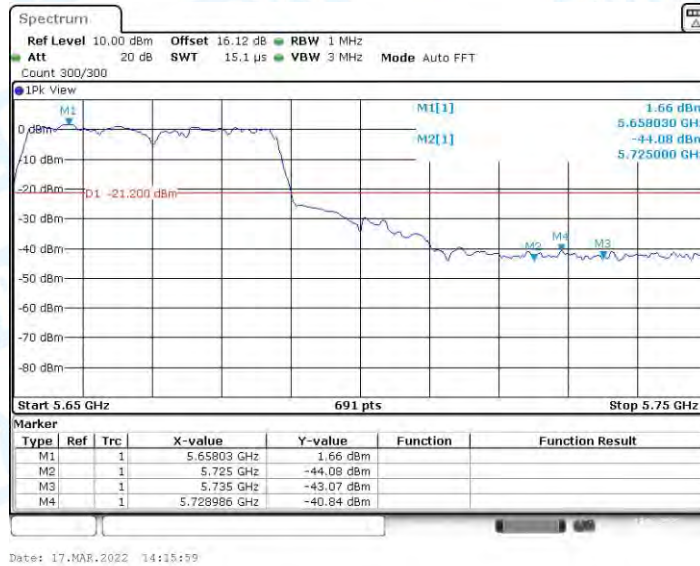


11N40SISO\_Ant1\_Low\_5510\_Peak



11N40SISO\_Ant1\_High\_5670\_AV





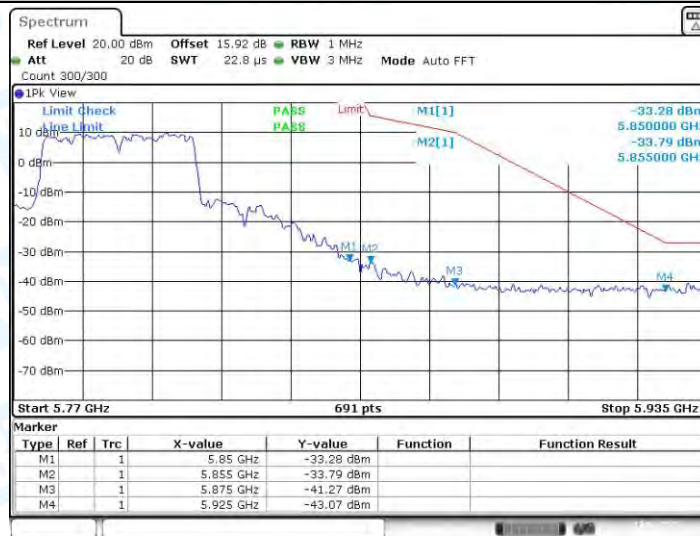
Date: 17.MAR.2022 14:15:59

### 11N40SISO\_Ant1\_High\_5670\_Peak



Date: 17.MAR.2022 14:24:19

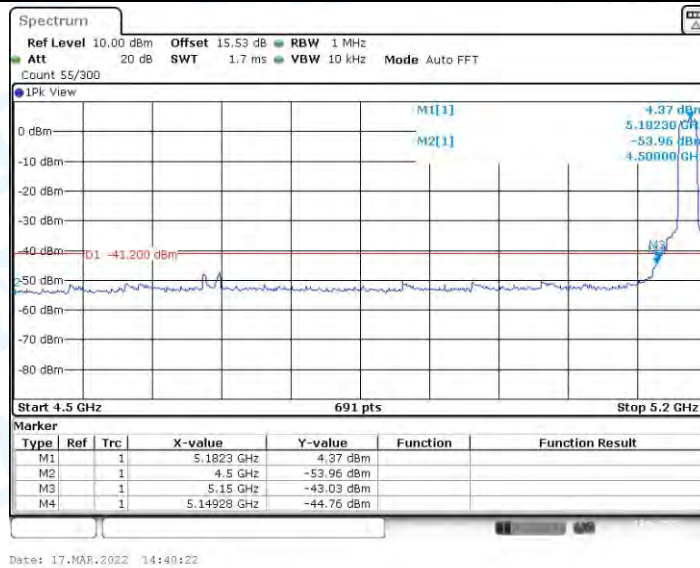
### 11N40SISO\_Ant1\_Low\_5755\_Peak



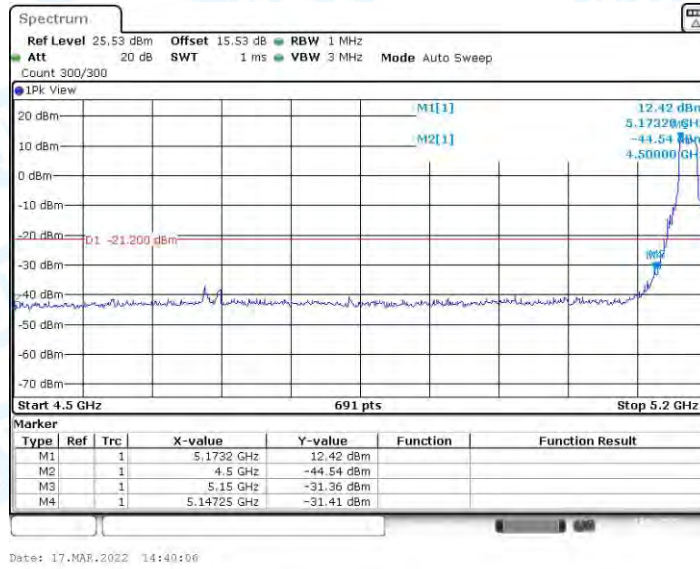
Date: 17.MAR.2022 14:51:20

### 11N40SISO\_Ant1\_High\_5795\_Peak

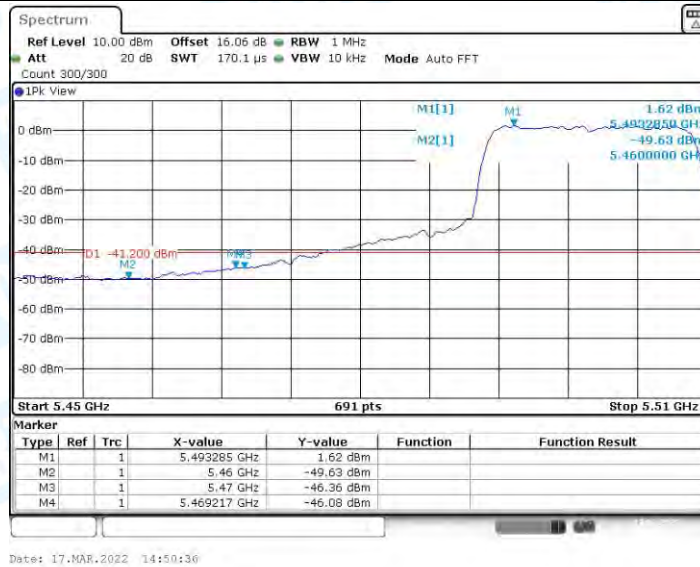




11AC20SISO\_Ant1\_Low\_5180\_AV

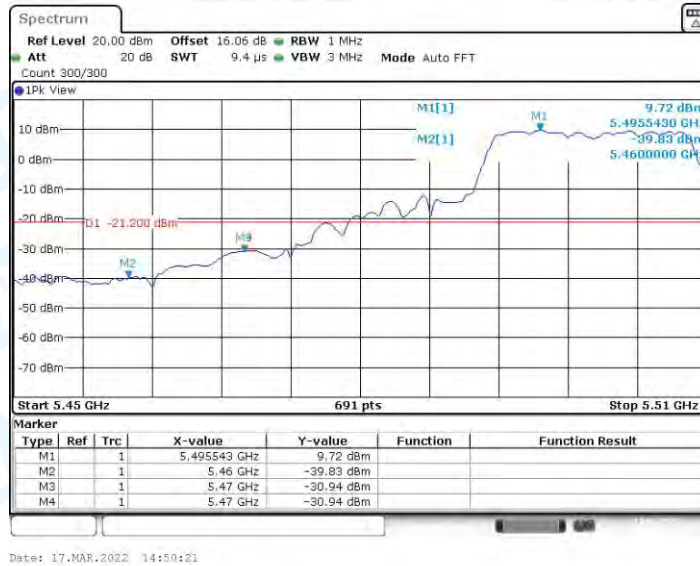


11AC20SISO\_Ant1\_Low\_5180\_Peak

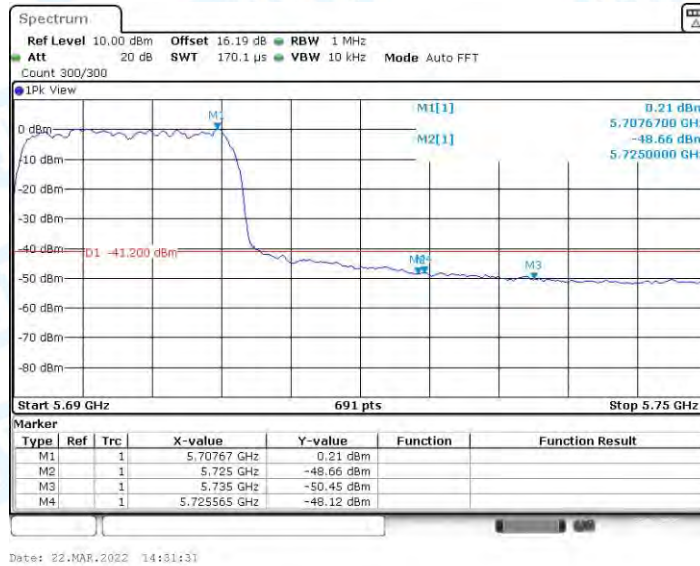


11AC20SISO\_Ant1\_Low\_5500\_AV

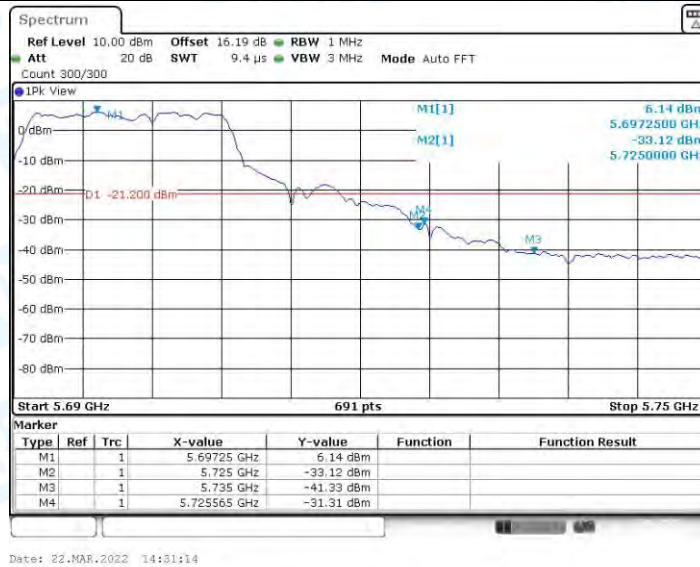




11AC20SISO\_Ant1\_Low\_5500\_Peak



11AC20SISO\_Ant1\_High\_5700\_AV



11AC20SISO\_Ant1\_High\_5700\_Peak

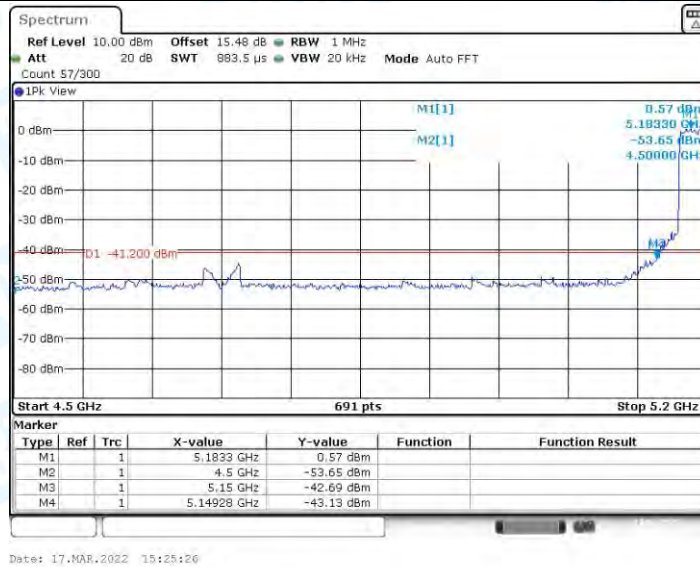




11AC20SISO\_Ant1\_Low\_5745\_Peak

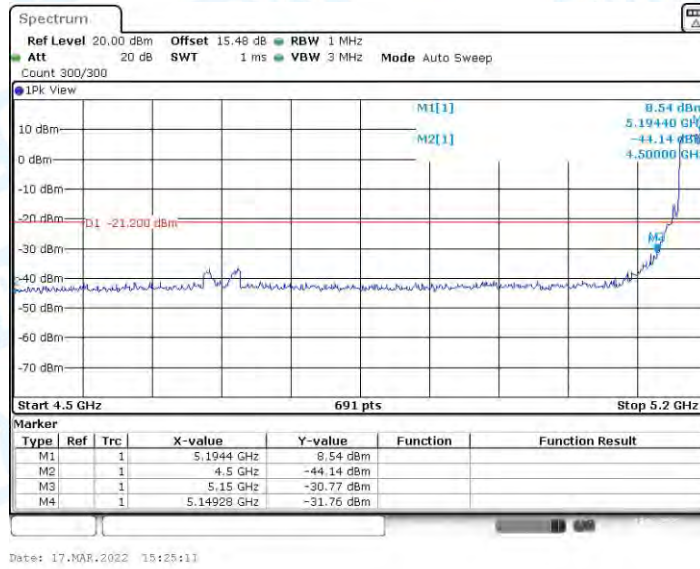


11AC20SISO\_Ant1\_High\_5825\_Peak

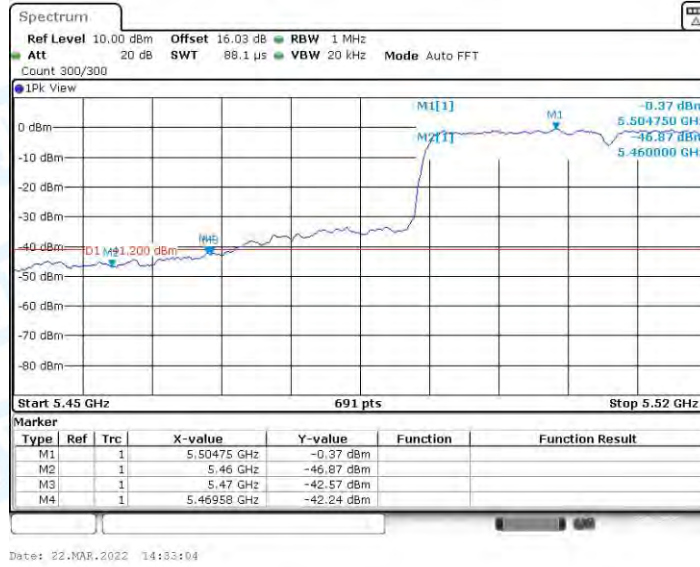


11AC40SISO\_Ant1\_Low\_5190\_AV

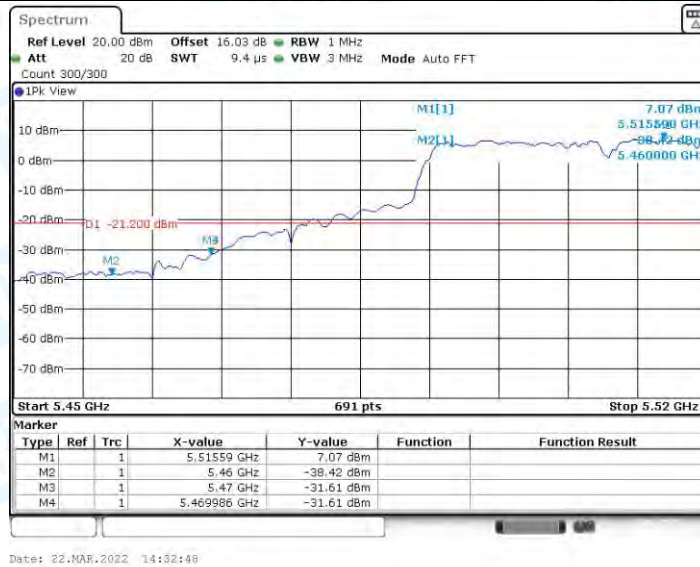




### 11AC40SISO\_Ant1\_Low\_5190\_Peak

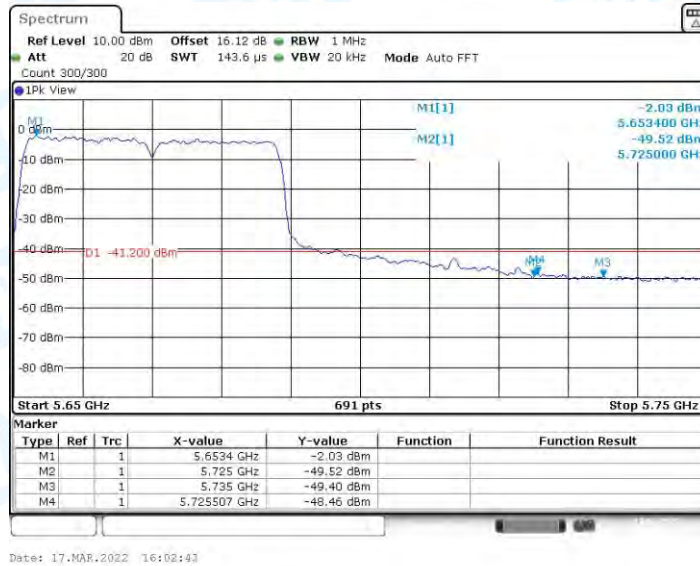


### 11AC40SISO\_Ant1\_Low\_5510\_AV



### 11AC40SISO\_Ant1\_Low\_5510\_Peak





11AC40SISO\_Ant1\_High\_5670\_AV



11AC40SISO\_Ant1\_High\_5670\_Peak

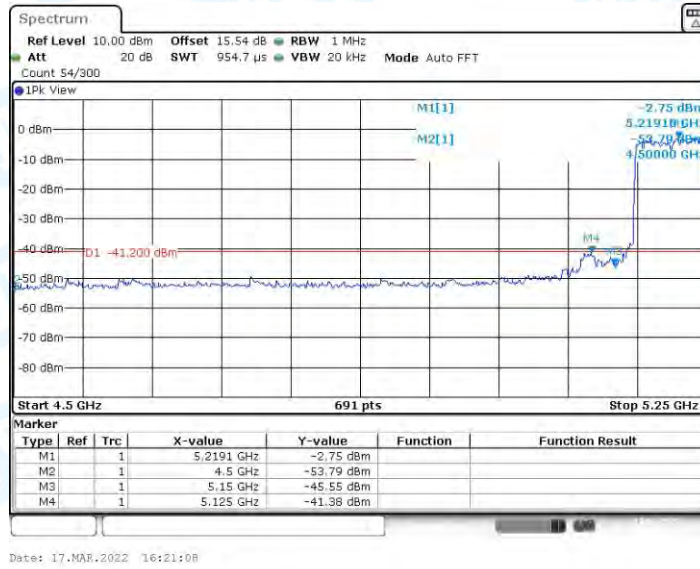


11AC40SISO\_Ant1\_Low\_5755\_Peak

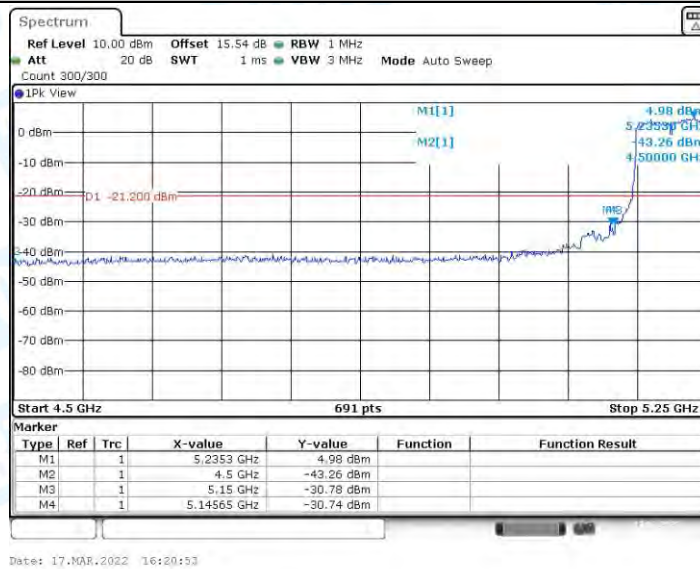




11AC40SISO\_Ant1\_High\_5795\_Peak

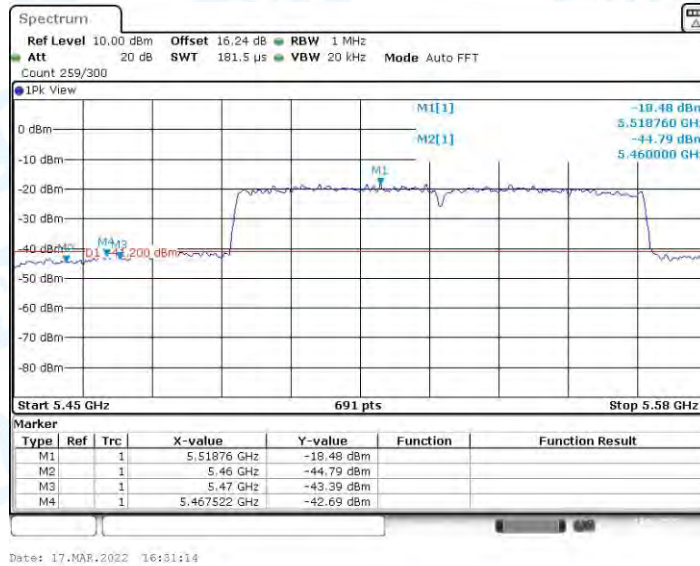


11AC80SISO\_Ant1\_Low\_5210\_AV

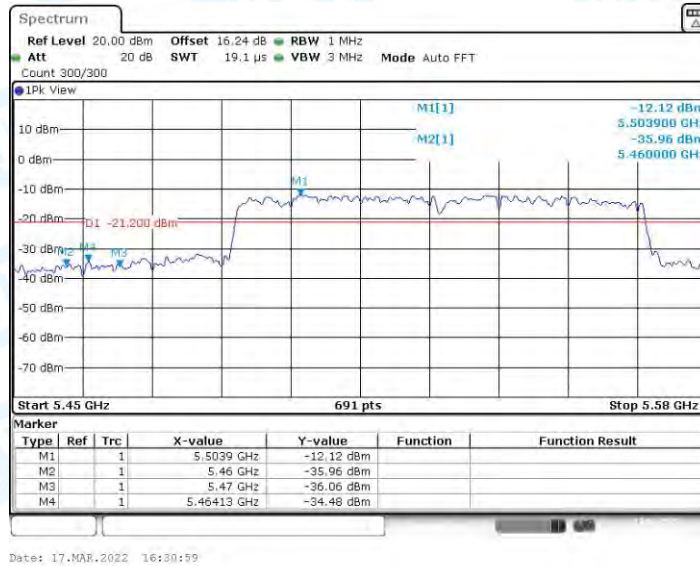


11AC80SISO\_Ant1\_Low\_5210\_Peak

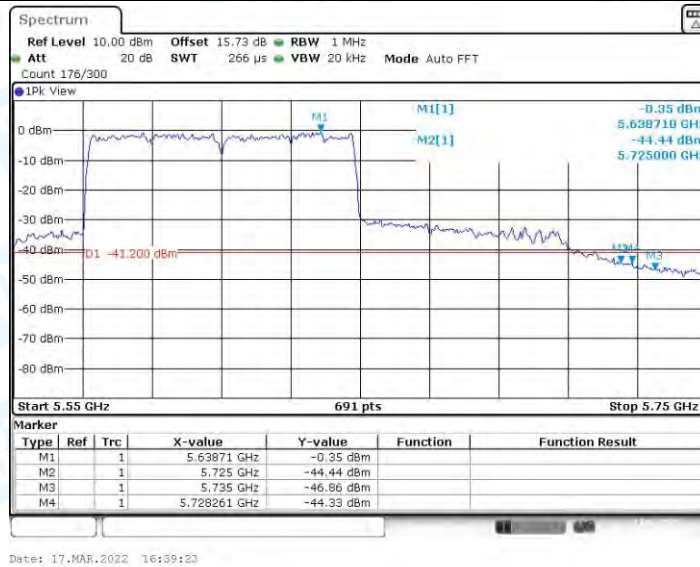




11AC80SISO\_Ant1\_Low\_5530\_AV

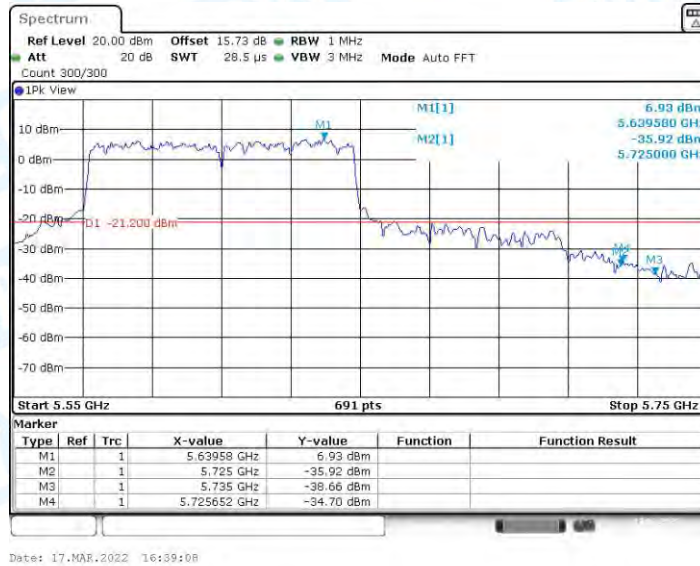


11AC80SISO\_Ant1\_Low\_5530\_Peak



11AC80SISO\_Ant1\_High\_5610\_AV

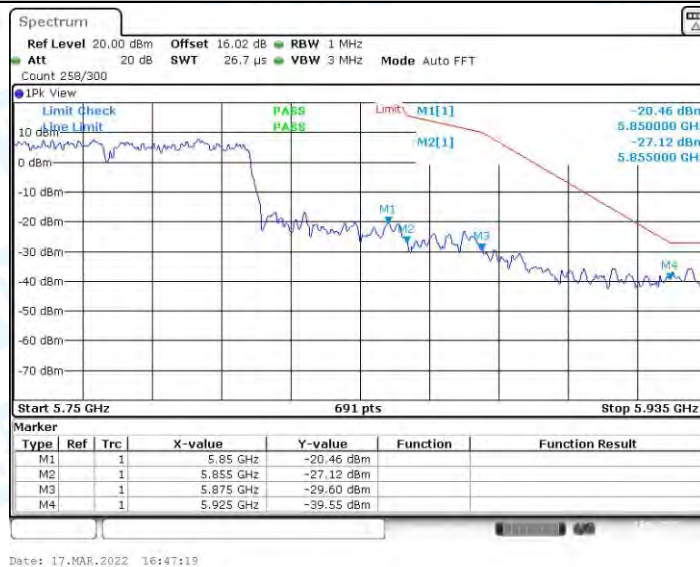




11AC80SISO\_Ant1\_High\_5610\_Peak



11AC80SISO\_Ant1\_Low\_5775\_Peak



11AC80SISO\_Ant1\_High\_5775\_Peak



## 8. Conducted Spurious Emission

### 8.1. Test Result

TestMode	Antenna	Channel	FreqRange [MHz]	Max. Fre [MHz]	Max. Level [dBm]	Limit [dBm]	Verdict		
11A	Ant1	5180	30~1000	972.95	-42.85	≤-27	PASS		
			1000~40000	39665.9	-32.27	≤-27	PASS		
		5220	30~1000	892.51	-41.84	≤-27	PASS		
			1000~40000	39937.6	-32.28	≤-27	PASS		
		5240	30~1000	115.21	-43.64	≤-27	PASS		
			1000~40000	39673.7	-32.2	≤-27	PASS		
		5500	30~1000	707.15	-42.99	≤-27	PASS		
			1000~40000	39989.6	-32.06	≤-27	PASS		
		5580	30~1000	966.36	-41.83	≤-27	PASS		
			1000~40000	39859.6	-31.3	≤-27	PASS		
		5700	30~1000	862.54	-43.23	≤-27	PASS		
			1000~40000	39450.1	-31.28	≤-27	PASS		
		5745	30~1000	861.86	-46.84	≤-27	PASS		
			1000~40000	39597	-33.71	≤-27	PASS		
		5785	30~1000	675.37	-47.13	≤-27	PASS		
			1000~40000	39979.2	-33.77	≤-27	PASS		
		5825	30~1000	868.36	-48.9	≤-27	PASS		
			1000~40000	39438.4	-33.84	≤-27	PASS		
		11N20SISO	Ant1	5180	30~1000	968.17	-43.11	≤-27	PASS
					1000~40000	39558	-32.82	≤-27	PASS
5220	30~1000			958.5	-43.27	≤-27	PASS		
	1000~40000			39984.4	-33.17	≤-27	PASS		
5240	30~1000			890.35	-42.81	≤-27	PASS		
	1000~40000			39954.5	-31.4	≤-27	PASS		
5500	30~1000			510.54	-43.15	≤-27	PASS		
	1000~40000			39716.6	-31.41	≤-27	PASS		
5580	30~1000			517.01	-43.6	≤-27	PASS		
	1000~40000			39524.2	-32.03	≤-27	PASS		
5700	30~1000			241.92	-42.86	≤-27	PASS		
	1000~40000			39720.5	-32.27	≤-27	PASS		
5745	30~1000			672.91	-47.38	≤-27	PASS		
	1000~40000			39539.8	-34.23	≤-27	PASS		
5785	30~1000			968.75	-48.56	≤-27	PASS		
	1000~40000			39686.7	-33.96	≤-27	PASS		
5825	30~1000			861.89	-48.08	≤-27	PASS		
	1000~40000			39990.9	-33.32	≤-27	PASS		
11N40SISO	Ant1			5190	30~1000	891.99	-40.34	≤-27	PASS
					1000~40000	39964.9	-30.99	≤-27	PASS
		5230	30~1000	888.6	-44.15	≤-27	PASS		
			1000~40000	39996.1	-32.43	≤-27	PASS		

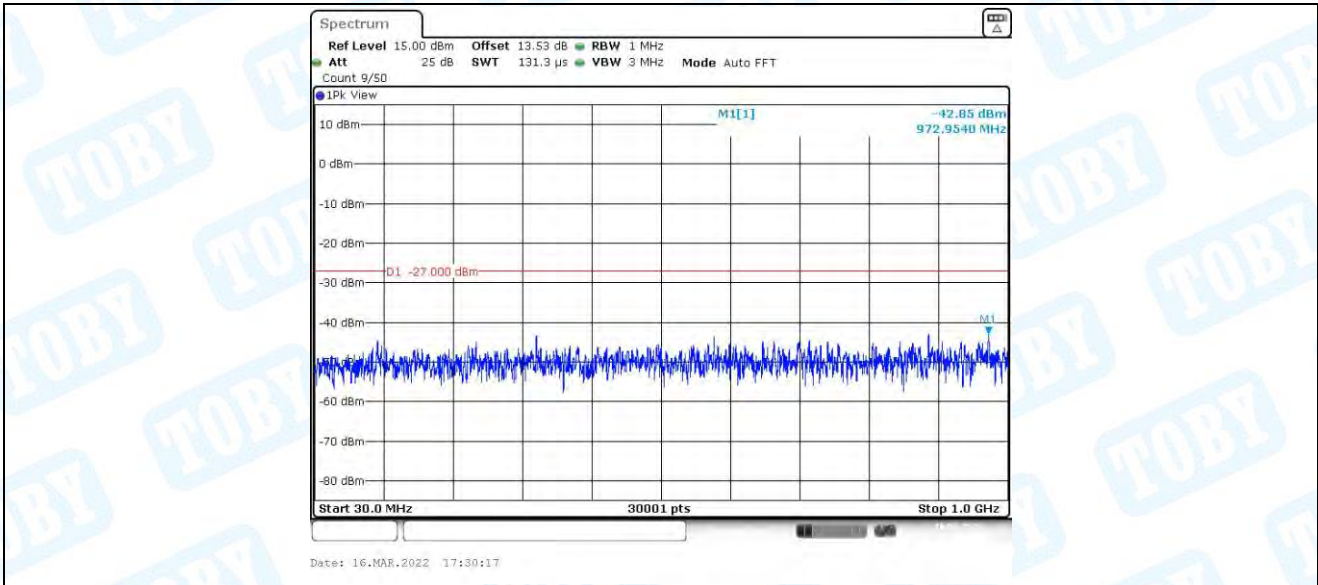


		5510	30~1000	898.59	-43.65	≤-27	PASS		
			1000~40000	39962.3	-32.18	≤-27	PASS		
		5550	30~1000	762.86	-42.81	≤-27	PASS		
			1000~40000	39025	-32.09	≤-27	PASS		
		5670	30~1000	895.49	-41.33	≤-27	PASS		
			1000~40000	39610	-31.93	≤-27	PASS		
		5755	30~1000	889.86	-47.2	≤-27	PASS		
			1000~40000	39370.8	-33.92	≤-27	PASS		
		5795	30~1000	709.03	-48.47	≤-27	PASS		
			1000~40000	39512.5	-33.59	≤-27	PASS		
		11AC20SISO	Ant1	5180	30~1000	706.57	-43.11	≤-27	PASS
					1000~40000	39390.3	-33.34	≤-27	PASS
5220	30~1000			787.08	-43.54	≤-27	PASS		
	1000~40000			39704.9	-33	≤-27	PASS		
5240	30~1000			121.87	-43.9	≤-27	PASS		
	1000~40000			39554.1	-32.96	≤-27	PASS		
5500	30~1000			958.86	-42.85	≤-27	PASS		
	1000~40000			39784.2	-32.13	≤-27	PASS		
5580	30~1000			508.66	-43.08	≤-27	PASS		
	1000~40000			39707.5	-31.71	≤-27	PASS		
5700	30~1000			973.05	-43.03	≤-27	PASS		
	1000~40000			39619.1	-31.58	≤-27	PASS		
5745	30~1000			707.28	-48.12	≤-27	PASS		
	1000~40000			38961.3	-33.72	≤-27	PASS		
5785	30~1000			255.83	-48.12	≤-27	PASS		
	1000~40000			39363	-33.91	≤-27	PASS		
5825	30~1000			986.86	-48.13	≤-27	PASS		
	1000~40000			39938.9	-33.8	≤-27	PASS		
11AC40SISO	Ant1	5190	30~1000	578.95	-43	≤-27	PASS		
			1000~40000	39958.4	-32.53	≤-27	PASS		
		5230	30~1000	896.55	-42.7	≤-27	PASS		
			1000~40000	39858.3	-32.75	≤-27	PASS		
		5510	30~1000	896.42	-43.05	≤-27	PASS		
			1000~40000	39981.8	-32.12	≤-27	PASS		
		5550	30~1000	761.95	-42.77	≤-27	PASS		
			1000~40000	38599.9	-32.38	≤-27	PASS		
		5670	30~1000	523.37	-43.04	≤-27	PASS		
			1000~40000	39974	-32.28	≤-27	PASS		
		5755	30~1000	684.36	-49.12	≤-27	PASS		
			1000~40000	38914.5	-34.07	≤-27	PASS		
5795	30~1000	705.99	-47.68	≤-27	PASS				
	1000~40000	39972.7	-33.77	≤-27	PASS				
11AC80SISO	Ant1	5210	30~1000	981.46	-42.86	≤-27	PASS		
			1000~40000	39801.1	-31.46	≤-27	PASS		
		5530	30~1000	961.02	-42.13	≤-27	PASS		
			1000~40000	39987	-31.62	≤-27	PASS		

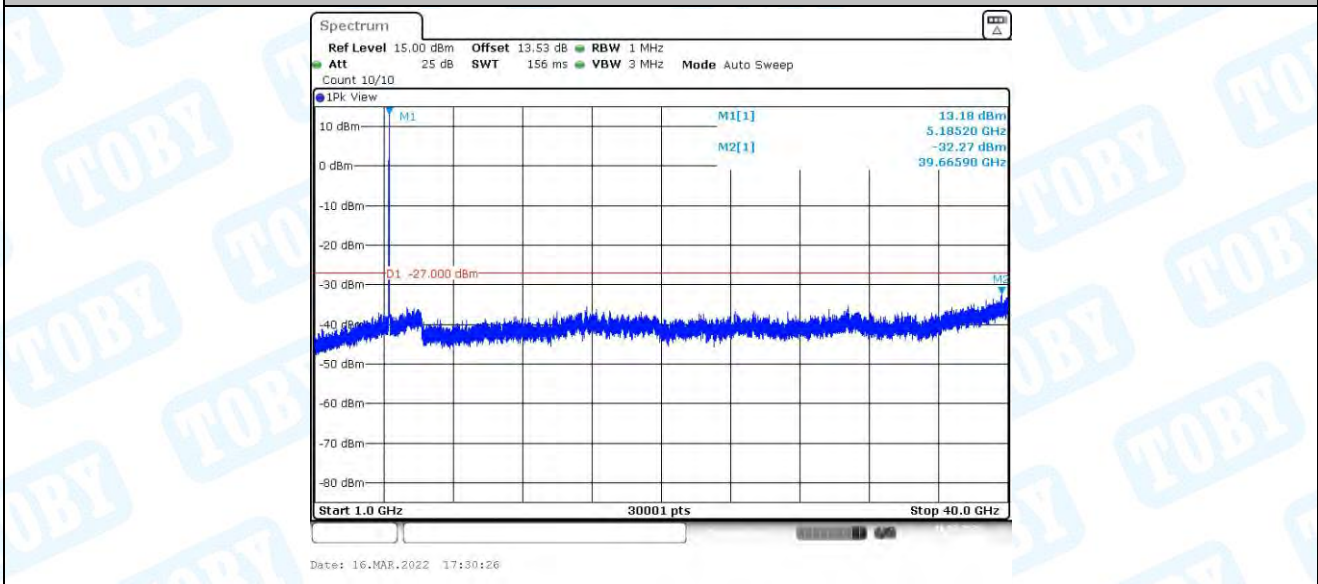


	5610	30~1000	905.22	-42.56	≤-27	PASS
		1000~40000	39612.6	-32.08	≤-27	PASS
	5775	30~1000	862.28	-47.83	≤-27	PASS
		1000~40000	39992.2	-33.73	≤-27	PASS

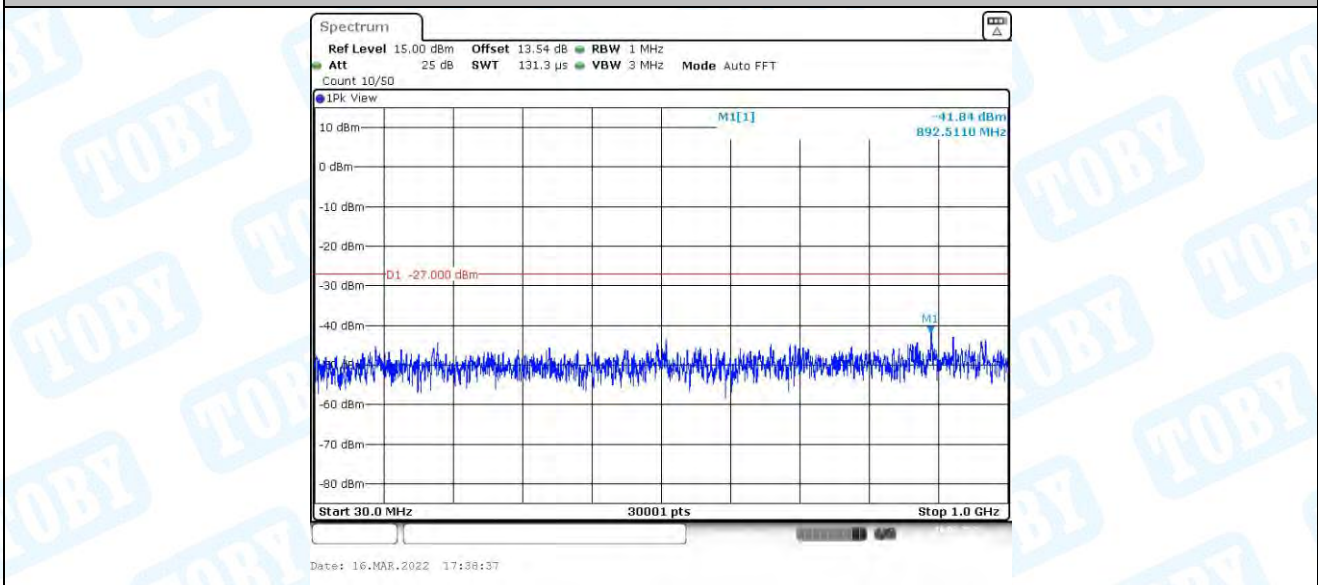
## 8.2. Test Graphs



11A\_Ant1\_5180\_30~1000

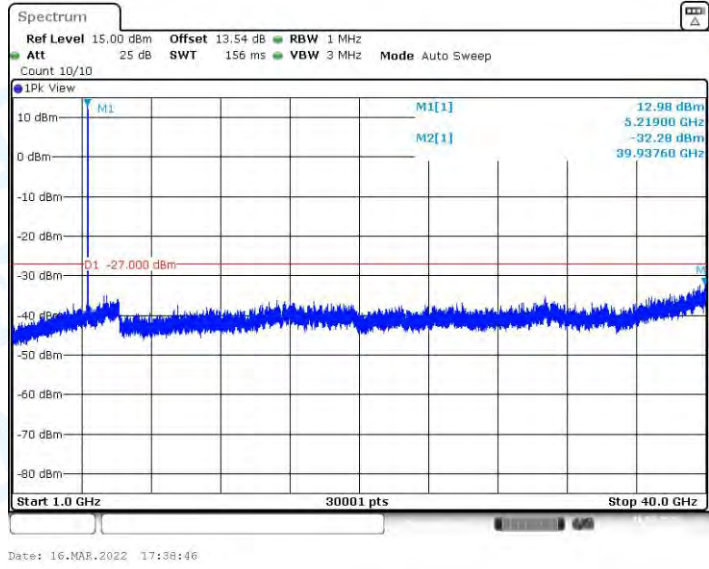


11A\_Ant1\_5180\_1000~40000

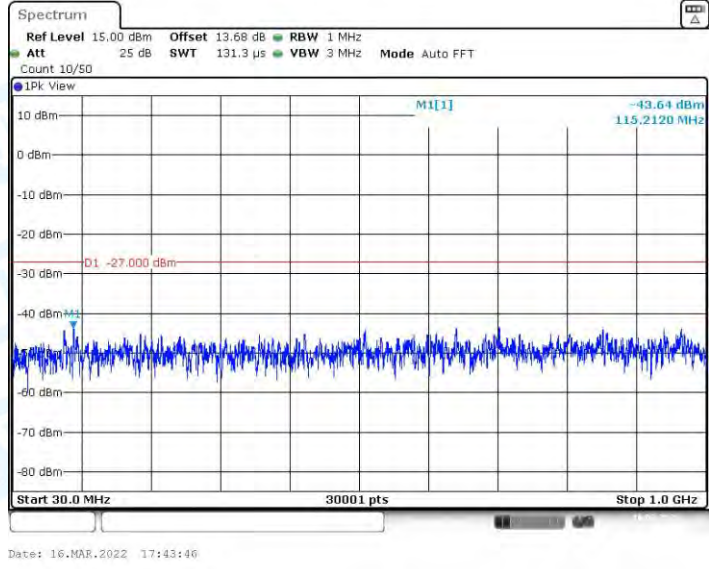


11A\_Ant1\_5220\_30~1000

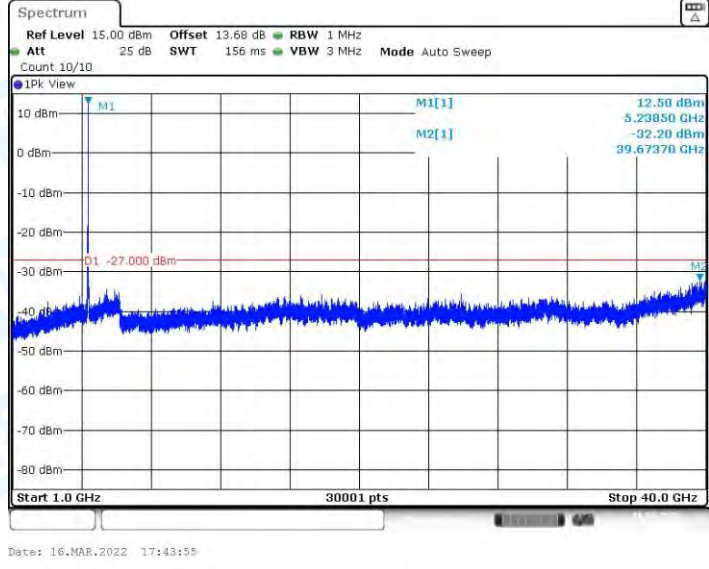




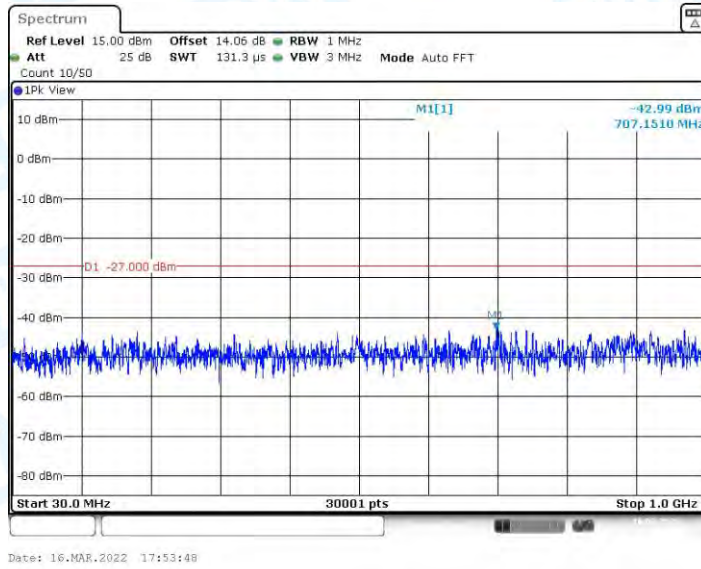
11A\_Ant1\_5220\_1000~40000



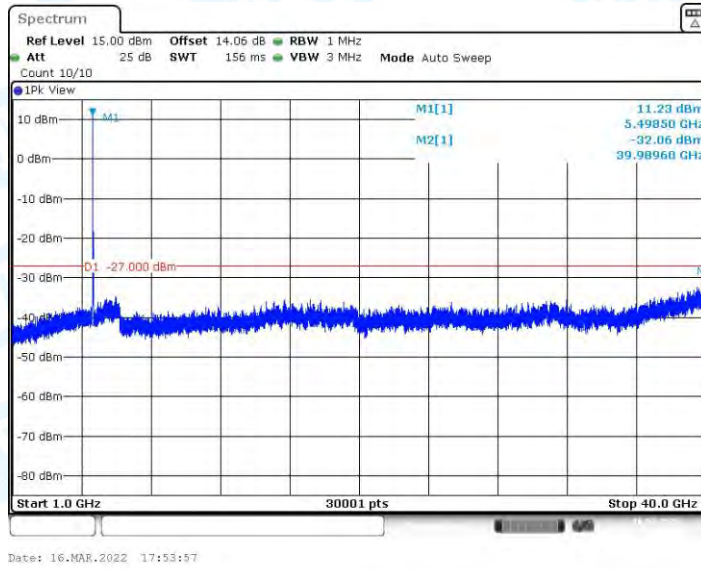
11A\_Ant1\_5240\_30~1000



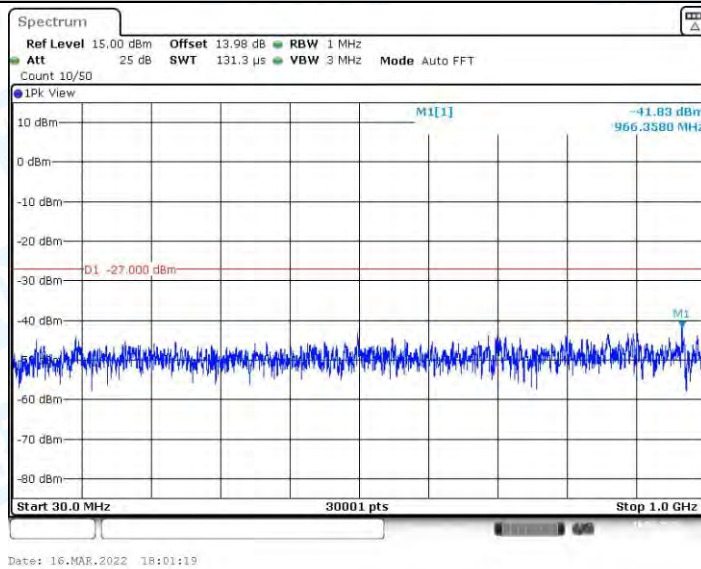
11A\_Ant1\_5240\_1000~40000



11A\_Ant1\_5500\_30~1000

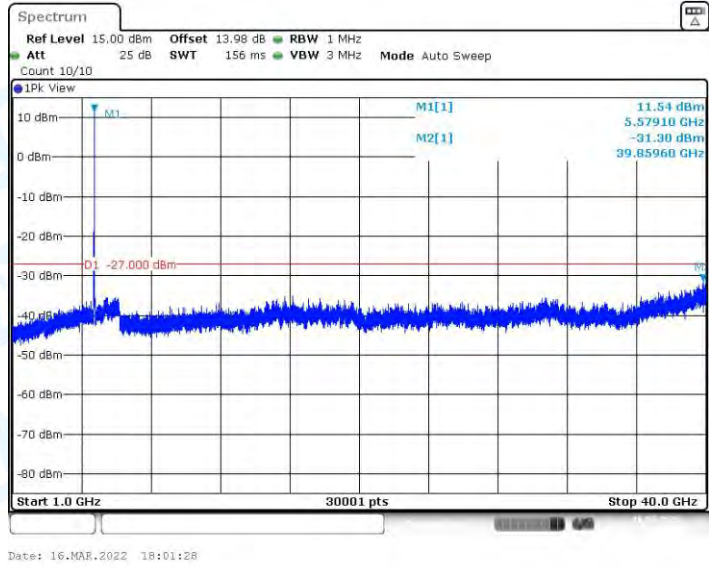


11A\_Ant1\_5500\_1000~4000

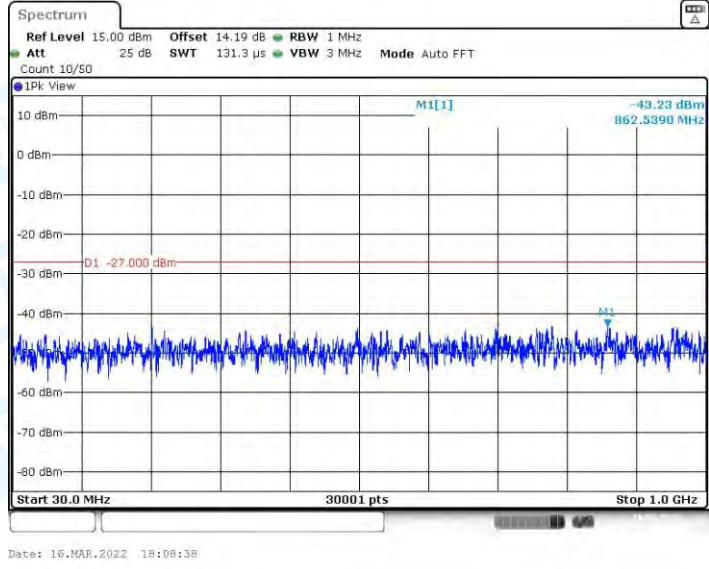


11A\_Ant1\_5580\_30~1000

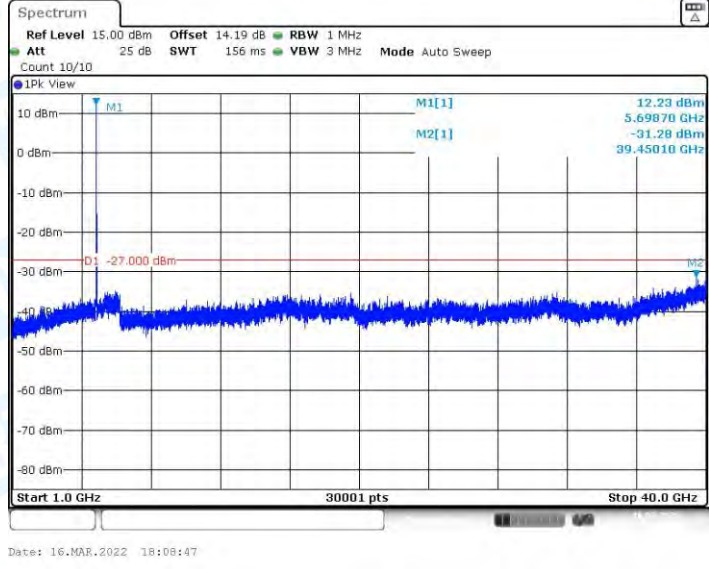




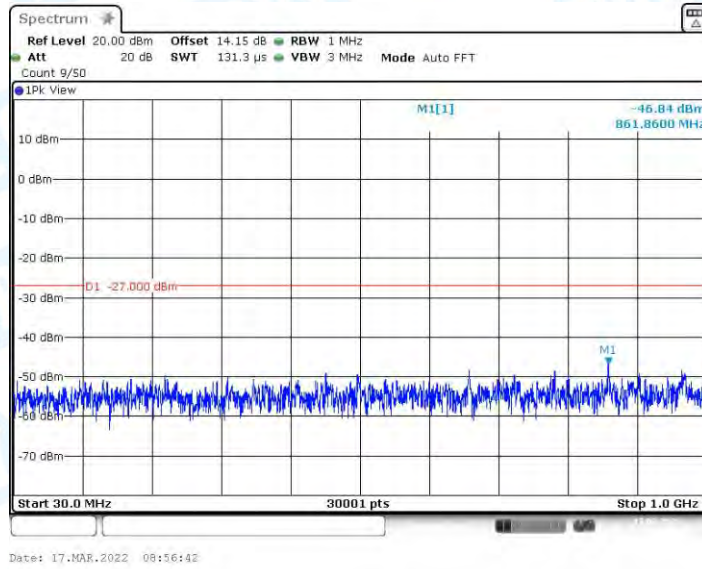
11A\_Ant1\_5580\_1000~40000



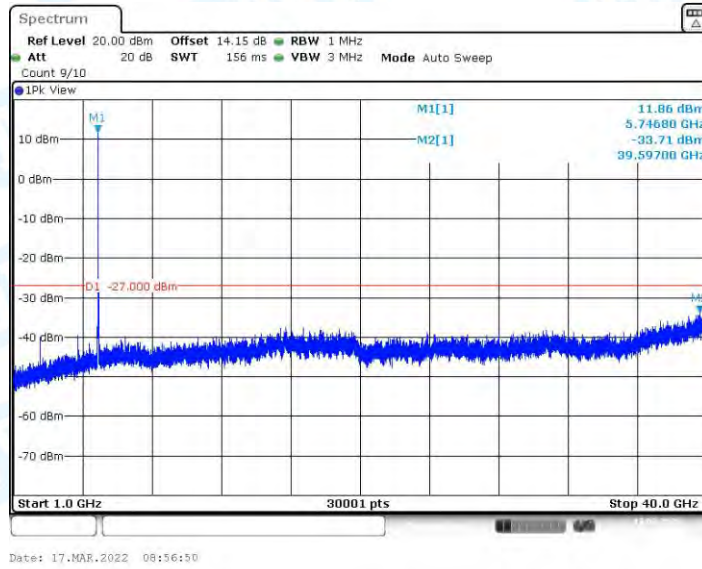
11A\_Ant1\_5700\_30~1000



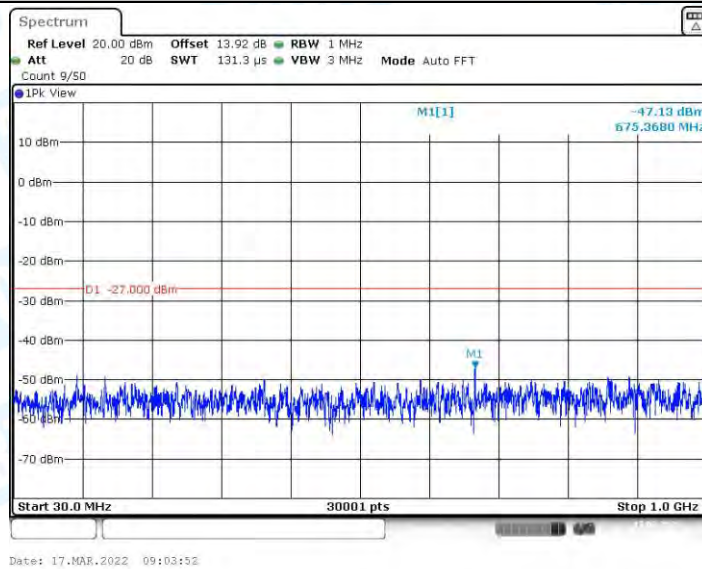
11A\_Ant1\_5700\_1000~40000



11A\_Ant1\_5745\_30~1000

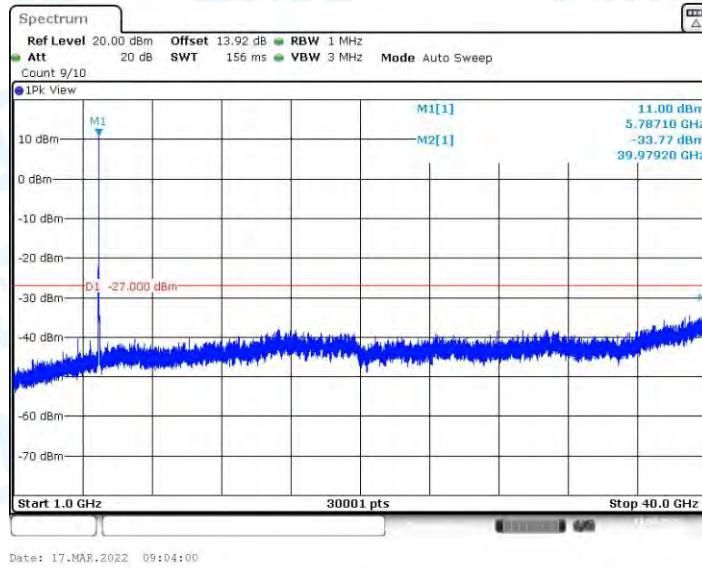


11A\_Ant1\_5745\_1000~4000

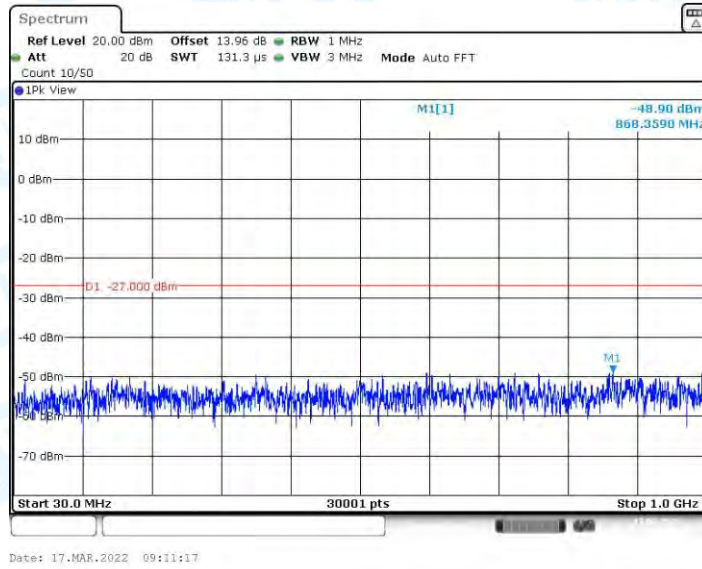


11A\_Ant1\_5785\_30~1000

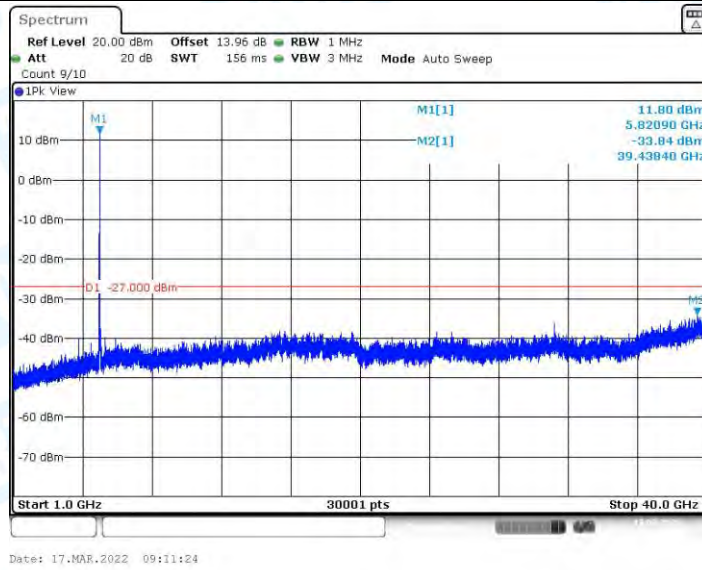




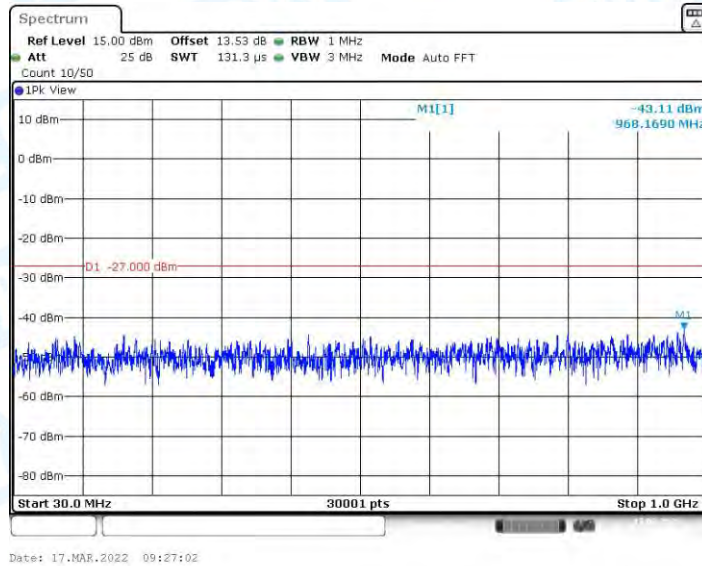
11A\_Ant1\_5785\_1000~40000



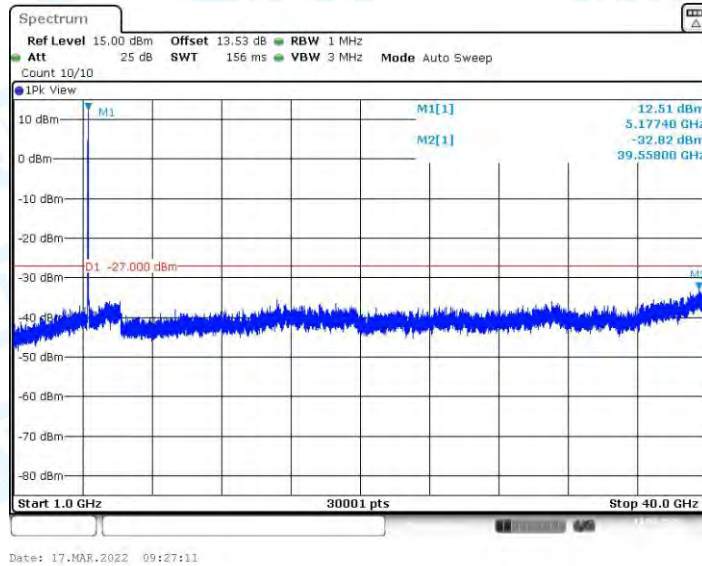
11A\_Ant1\_5825\_30~1000



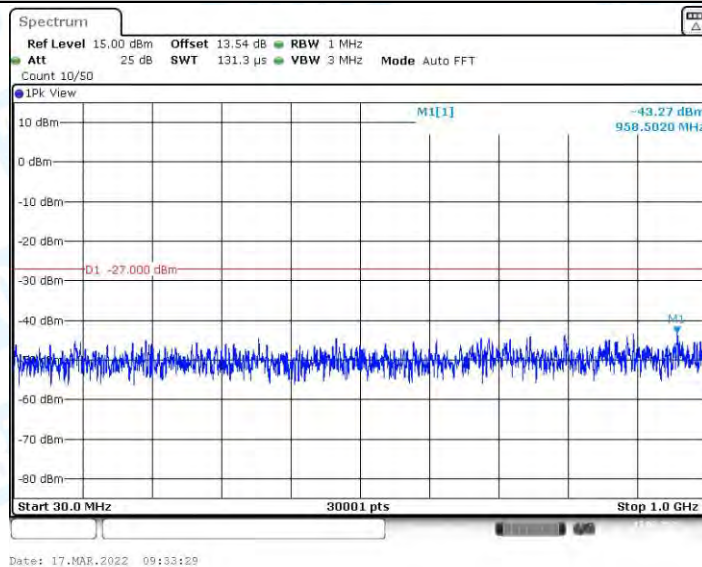
11A\_Ant1\_5825\_1000~40000



11N20SISO\_Ant1\_5180\_30~1000

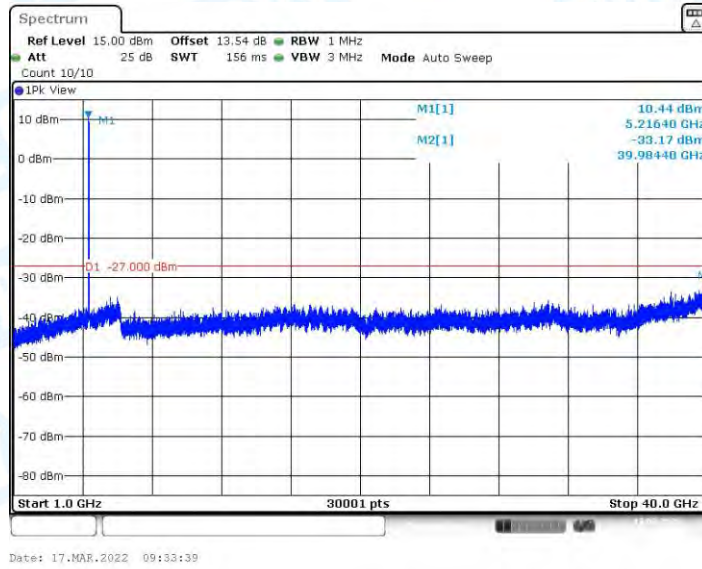


11N20SISO\_Ant1\_5180\_1000~40000

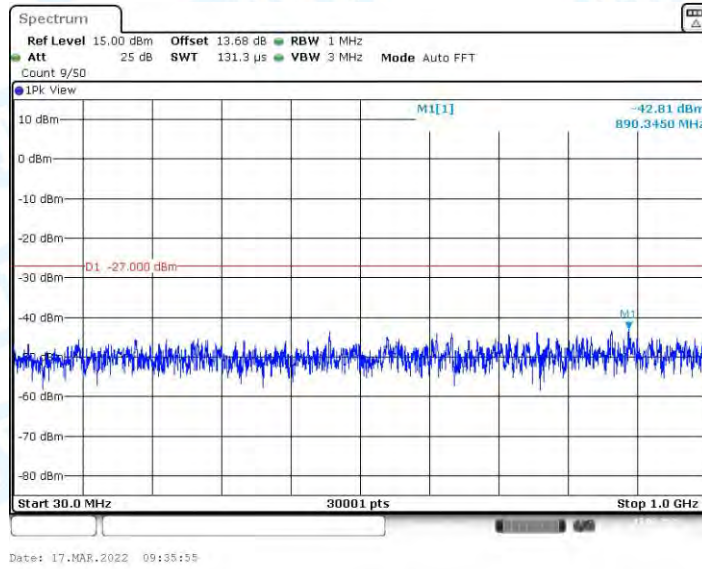


11N20SISO\_Ant1\_5220\_30~1000

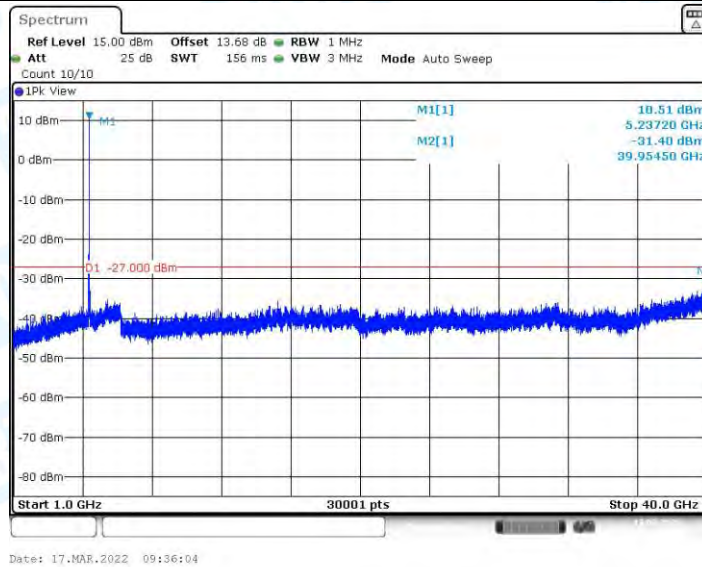




11N20SISO\_Ant1\_5220\_1000~40000



11N20SISO\_Ant1\_5240\_30~1000



11N20SISO\_Ant1\_5240\_1000~40000