

# TEST REPORT

**Product Name** : EZ-Bell  
**Model Number** : EZ-Bell V1  
**FCC ID** : 2A3HR-XDC01

**Prepared for** : D-3 TECHNOLOGY CO. LIMITED  
**Address** : RM10 BLK A 16/F HI TECH INDUSTRIAL CENTRE 5-21  
PAK TIN PAR STREET TSUEN WAN NT, HK 999077,  
China

**Prepared by** : EMTEK (SHENZHEN) CO., LTD.  
**Address** : Building 69, Majialong Industry Zone, Nanshan District,  
Shenzhen, Guangdong, China

Tel: (0755) 26954280  
Fax: (0755) 26954282

**Report Number** : ENS2110080092W00302R  
**Date(s) of Tests** : October 8, 2021 to November 11, 2021  
**Date of issue** : November 11, 2021

# 1 TEST RESULT CERTIFICATION

Applicant : D-3 TECHNOLOGY CO. LIMITED  
 Address : RM10 BLK A 16/F HI TECH INDUSTRIAL CENTRE 5-21 PAK TIN PAR STREET  
 TSUEN WAN NT, HK 999077, China  
 Manufacturer : Shenzhen RUI CHUANG KE DIGITAL CO. LTD Shenzhen branch  
 Address : Room 201-room301, A building, C area, Shiwei Datianyang industry zone, Shiwei  
 community, Matian street, Guangming district, shenzhen, China  
 EUT : EZ-Bell  
 Model Name : EZ-Bell V1  
 Trademark : N/A

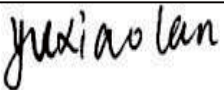
Measurement Procedure Used:

APPLICABLE STANDARDS	
STANDARD	TEST RESULT
FCC 47 CFR Part 2, Subpart J FCC 47 CFR Part 15, Subpart E	PASS

The above equipment was tested by EMTEK (SHENZHEN) CO., LTD. The test data, data evaluation, test procedures, and equipment configurations shown in this report were made in accordance with the procedures given in ANSI C63.10 (2013) and the energy emitted by the sample EUT tested as described in this report is in compliance with the requirements of FCC Rules Part 2 and Part 15.407

The test results of this report relate only to the tested sample identified in this report.

Date of Test : October 8, 2021 to November 11, 2021

Prepared by :   
Yu Xiaolan /Editor

Reviewer :   
Joe Xia/Supervisor

Approved & Authorized Signer :   
Lisa Wang/Manager



### Modified History

Version	Report No.	Revision Date	Summary
V1.0	ENS2110080092W00302R	/	Original Report



## TABLE OF CONTENTS

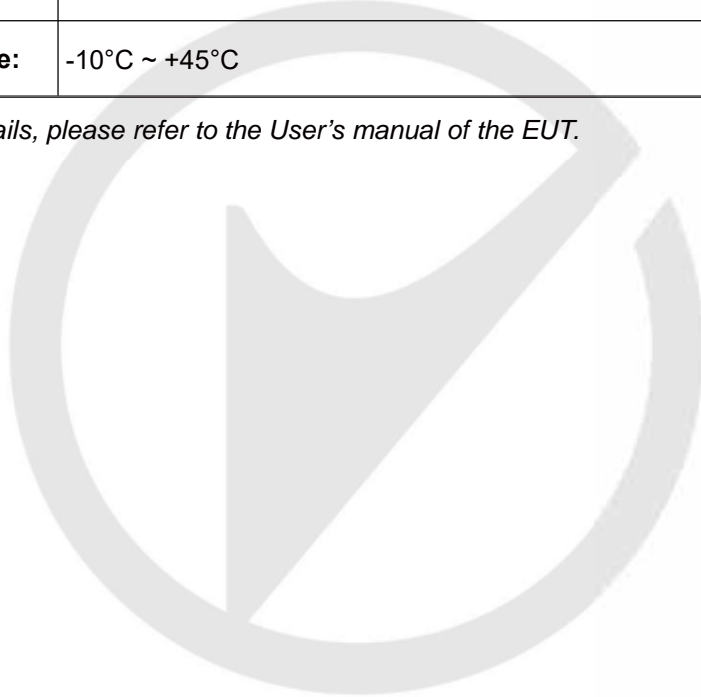
<b>1</b>	<b>TEST RESULT CERTIFICATION.....</b>	<b>2</b>
<b>2</b>	<b>EUT TECHNICAL DESCRIPTION.....</b>	<b>5</b>
<b>3</b>	<b>SUMMARY OF TEST RESULT.....</b>	<b>7</b>
<b>4</b>	<b>TEST METHODOLOGY.....</b>	<b>8</b>
4.1	GENERAL DESCRIPTION OF APPLIED STANDARDS.....	8
4.2	MEASUREMENT EQUIPMENT USED.....	8
4.3	DESCRIPTION OF TEST MODES.....	10
<b>5</b>	<b>FACILITIES AND ACCREDITATIONS.....</b>	<b>14</b>
5.1	FACILITIES.....	14
5.2	EQUIPMENT.....	14
5.3	LABORATORY ACCREDITATIONS AND LISTINGS.....	14
<b>6</b>	<b>TEST SYSTEM UNCERTAINTY.....</b>	<b>15</b>
<b>7</b>	<b>SETUP OF EQUIPMENT UNDER TEST.....</b>	<b>16</b>
7.1	RADIO FREQUENCY TEST SETUP.....	16
7.2	RADIO FREQUENCY TEST SETUP.....	16
7.3	CONDUCTED EMISSION TEST SETUP.....	18
7.4	BLOCK DIAGRAM CONFIGURATION OF TEST SYSTEM.....	19
7.5	SUPPORT EQUIPMENT.....	19
<b>8</b>	<b>TEST REQUIREMENTS.....</b>	<b>20</b>
8.1	BANDWIDTH MEASUREMENT.....	20
8.2	MAXIMUM CONDUCTED OUTPUT POWER.....	110
8.3	MAXIMUM PEAK POWER DENSITY.....	148
8.4	FREQUENCY STABILITY.....	218
8.5	UNDESIRABLE RADIATED SPURIOUS EMISSION.....	227
8.6	POWER LINE CONDUCTED EMISSIONS.....	256
8.7	ANTENNA APPLICATION.....	259

## 2 EUT TECHNICAL DESCRIPTION

Characteristics	Description	
<b>Product:</b>	EZ-Bell	
<b>Model Number:</b>	EZ-Bell V1	
<b>Sample Number:</b>	2#	
<b>Wifi Type:</b>	<input checked="" type="checkbox"/> Wifi 5G with 5150MHz-5250MHz Band <input checked="" type="checkbox"/> Wifi 5G with 5250MHz-5350MHz Band <input checked="" type="checkbox"/> Wifi 5G with 5470MHz-5725MHz Band <input checked="" type="checkbox"/> Wifi 5G with 5725MHz-5850MHz Band	
<b>WLAN Supported:</b>	<input checked="" type="checkbox"/> 802.11a <input checked="" type="checkbox"/> 802.11n(20MHz channel bandwidth) <input checked="" type="checkbox"/> 802.11n(40MHz channel bandwidth) <input checked="" type="checkbox"/> 802.11ac(20MHz channel bandwidth) <input checked="" type="checkbox"/> 802.11ac(40MHz channel bandwidth) <input checked="" type="checkbox"/> 802.11ac(80MHz channel bandwidth)	
<b>Data Rate :</b>	<input checked="" type="checkbox"/> 802.11a:54/48/36/24/18/12/9/6Mbps <input checked="" type="checkbox"/> 802.11n:up to 300 Mbps <input checked="" type="checkbox"/> 802.11ac:up to 867 Mbps	
<b>Modulation:</b>	<input checked="" type="checkbox"/> OFDM with BPSK/QPSK/16QAM/64QAM for 802.11a/n <input checked="" type="checkbox"/> OFDM with BPSK/QPSK/16QAM/64QAM/256QAM for 802.11ac	
<b>Frequency Range:</b>	<input checked="" type="checkbox"/> UNII-1: 5150MHz-5250MHz Band	
	<input checked="" type="checkbox"/> 5180-5240MHz for 802.11a; <input checked="" type="checkbox"/> 5180-5240MHz for 802.11n(HT20); <input checked="" type="checkbox"/> 5180-5240MHz for 802.11ac(HT20);	<input checked="" type="checkbox"/> 5190-5230MHz for 802.11n(HT40); <input checked="" type="checkbox"/> 5190-5230MHz for 802.11ac(HT40); <input checked="" type="checkbox"/> 5210MHz for 802.11ac(HT80);
	<input checked="" type="checkbox"/> UNII-2A: 5250MHz-5350MHz Band	
	<input checked="" type="checkbox"/> 5260-5320MHz for 802.11a; <input checked="" type="checkbox"/> 5260-5320MHz for 802.11n(HT20); <input checked="" type="checkbox"/> 5260-5320MHz for 802.11ac(HT20);	<input checked="" type="checkbox"/> 5270-5310MHz for 802.11n(HT40); <input checked="" type="checkbox"/> 5270-5310MHz for 802.11ac(HT40); <input checked="" type="checkbox"/> 5290MHz for 802.11ac(HT80);
	<input checked="" type="checkbox"/> UNII-2C: 5470MHz-5725MHz Band	
	<input checked="" type="checkbox"/> 5500-5700MHz for 802.11a; <input checked="" type="checkbox"/> 5500-5700MHz for 802.11n(HT20); <input checked="" type="checkbox"/> 5500-5700MHz for 802.11ac(HT20);	<input checked="" type="checkbox"/> 5510-5670MHz for 802.11n(HT40); <input checked="" type="checkbox"/> 5510-5670MHz for 802.11ac(HT40); <input checked="" type="checkbox"/> 5530MHz for 802.11ac(HT80);
	<input checked="" type="checkbox"/> UNII-3 with 5725MHz-5850MHz Band	
	<input checked="" type="checkbox"/> 5745-5825MHz for 802.11a; <input checked="" type="checkbox"/> 5745-5825MHz for 802.11n(HT20); <input checked="" type="checkbox"/> 5745-5825MHz for 802.11ac(HT20);	<input checked="" type="checkbox"/> 5755-5795MHz for 802.11n(HT40); <input checked="" type="checkbox"/> 5755-5795MHz for 802.11ac(HT40); <input checked="" type="checkbox"/> 5775MHz for 802.11ac(HT80);
<b>TPC Function:</b>	<input type="checkbox"/> Applicable <input checked="" type="checkbox"/> Not Applicable	
<b>Antenna Port:</b>	<input checked="" type="checkbox"/> Antenna port 1 <input checked="" type="checkbox"/> Antenna port 2	

<b>Antenna Type:</b>	Internal Antenna
<b>Antenna Gain:</b>	<input checked="" type="checkbox"/> ANT 1: 1.09 dBi <input checked="" type="checkbox"/> ANT 2: 1.75 dBi
<b>Transmit Power:</b>	5150MHz-5250MHz : 16.52 dBm 5250MHz-5350MHz : 16.6 dBm 5470MHz-5725MHz : 16.84 dBm 5725MHz-5850MHz : 16.34 dBm
<b>Power supply:</b>	AC 10-30V DC 12V DC 5V from USB port
<b>Data of received:</b>	October 8, 2021
<b>Temperature Range:</b>	-10°C ~ +45°C

**Note:** For more details, please refer to the User's manual of the EUT.



### 3 SUMMARY OF TEST RESULT

FCC Part Clause	Test Parameter	Verdict	Remark
15.407 (a) 15.407 (e)	99% , 6dB and 26dB Bandwidth	PASS	
15.407 (a)	Maximum Conducted Output Power	PASS	
15.407 (a)	Peak Power Spectral Density	PASS	
15.407 (b)	Radiated Spurious Emission	PASS	
15.407(g)	Frequency Stability	PASS	
15.407 (b)(6) 15.207	Power Line Conducted Emission	PASS	
15.407(a) 15.203	Antenna Application	PASS	
NOTE1: N/A (Not Applicable) NOTE2: According to FCC OET KDB 789033 D2 General UNII Test Procedures New Rules v02r01, In addition, the radiated test is also performed to ensure the emissions emanating from the device cabinet also comply with the applicable limits.			

**RELATED SUBMITTAL(S) / GRANT(S):**

This submittal(s) (test report) is intended for FCC ID: 2A3HR-XDC01 filing to comply with Section 15.247 of the FCC Part 15, Subpart C Rules.

## 4 TEST METHODOLOGY

### 4.1 GENERAL DESCRIPTION OF APPLIED STANDARDS

According to its specifications, the EUT must comply with the requirements of the following standards:

FCC 47 CFR Part 2, Subpart J

FCC 47 CFR Part 15, Subpart E

FCC KDB 662911 D01 Multiple Transmitter Output v02r01

FCC KDB 789033 D2 General UNII Test Procedures New Rules v02r01

### 4.2 MEASUREMENT EQUIPMENT USED

#### Conducted Emission Test Equipment

Equipment	Manufacturer	Model No.	Serial No.	Last Cal.	Cal. Interval
Test Receiver	Rohde & Schwarz	ESCI	101384	May 15, 2021	1 Year
L.I.S.N.	Rohde & Schwarz	ENV216	5	May 15, 2021	1 Year
L.I.S.N.	Kyoritsu	KNW-407	8-1492-9	May 16, 2021	1 Year
Absorbing Clamp	Rohde & Schwarz	MDS-21	833711/025	June 15, 2021	1 Year
Loop antenna	Laplace	RF300	8006	May 15, 2021	1 Year
Van der Hoofden test-head	Schwarzbeck	VDHH 9502	9502-054	May 15, 2021	1 Year
Pulse Limiter	Rohde & Schwarz	ESH3-Z2	100107	May 15, 2021	1 Year

#### For Spurious Emissions Test

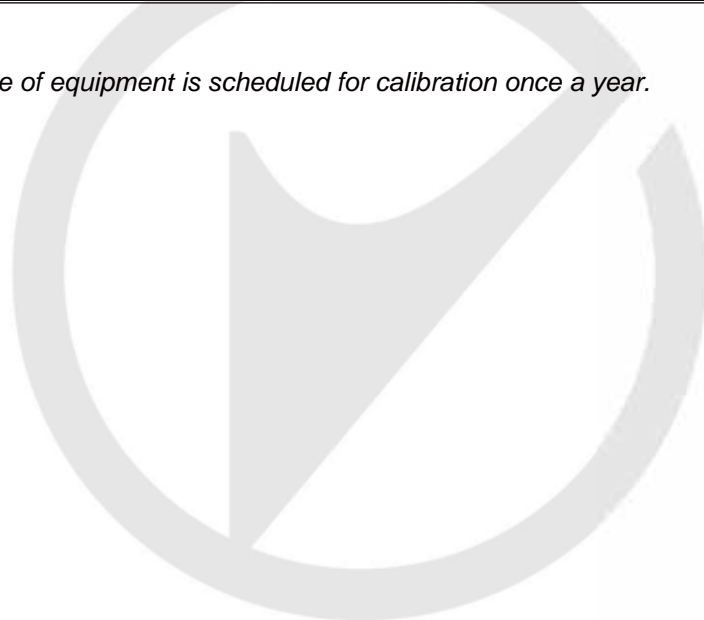
Equipment	Manufacturer	Model No.	Serial No.	Last Cal.	Cal. Interval
EMI Test Receiver	Rohde & Schwarz	ESU 26	100154	May 15, 2021	1 Year
Pre-Amplifie	Lunar EM	LNA30M3G-25	J10100000070	May 15, 2021	1 Year
Bilog Antenna	Schwarzbeck	VULB9163	659	August 22, 2021	2 Year
Horn antenna	Schwarzbeck	BBHA9120D	9120D-1177	July 4, 2020	2 Year
Pre-Amplifie	SKET	LNPA_0118G-45	SK2019051801	May 15, 2021	1 Year
Loop Antenna	Schwarzbeck	FMZB1519	1519-012	June 12, 2021	2 Year
Spectrum Analyzer	Rohde & Schwarz	FSV40	100967	May 15, 2021	1 Year
Horn antenna	Schwarzbeck	BBHA9120D	9120D-1198	July 4, 2020	2 Year
Bilog Antenna	Schwarzbeck	VULB9163	660	June 12, 2021	2 Year
Cable	H+B	NmSm-05-C15052	N/A	May 15, 2021	1 Year
Cable	H+B	NmSm-2-C15201	N/A	May 15, 2021	1 Year
Cable	H+B	NmNm-7-C15702	N/A	May 15, 2021	1 Year
Cable	H+B	SAC-40G-1	414	May 15, 2021	1 Year
Cable	H+B	SUCOFLEX104	MY14871/4	May 15, 2021	
Cable	H+B	BLU18A-NmSm-6500	D8501	May 15, 2021	1 Year
Band reject Filter(50dB)	WI/DE	WRCGV-2400(2400-2485MHz)	2	May 15, 2021	1 Year



**For other test items:**

Equipment	Manufacturer	Model No.	Serial No.	Last Cal.	Cal. Interval
Vector Signal Generator	Agilent	N5182B	My53050553	May 15, 2021	1 Year
Analog Signal Generator	Agilent	N5171B	My53050878	May 15, 2021	1 Year
Signal Analyzer	Agilent	N9010A	My53470879	May 16, 2021	1 Year
Power Analyzer	Agilent	PS-X10-200	N/A	May 15, 2021	1 Year
Wideband Radio Communication Tester	R&S	CMW500	1201.0002K50-140822zk	May 15, 2021	1 Year
Test Accessories	Agilent	PS-X10-100	N/A	May 15, 2021	1 Year
Temperature&Humidity test chamber	ESPEC	EL-02KA	12107166	July 3, 2021	1 Year
Blocking Box	Agilent	AD211	N/A	May 15, 2021	1 Year

**Remark:** Each piece of equipment is scheduled for calibration once a year.



### 4.3 DESCRIPTION OF TEST MODES

The EUT has been tested under its typical operating condition.

The EUT configuration for testing is installed on RF field strength measurement to meet the Commissions requirement and operating in a manner which intends to maximize its emission characteristics in a continuous normal application.

The Transmitter was operated in the normal operating mode. The TX frequency was fixed which was for the purpose of the measurements.

Test of channel included the lowest and middle and highest frequency to perform the test, then record on this report.

Pre-defined engineering program for regulatory testing used to control the EUT for staying in continuous transmitting and receiving mode is programmed.

Wifi 5G with U-NII - 1

Frequency and Channel list for 802.11a, 802.11n (HT20), 802.11ac (HT20):

Channel	Frequency (MHz)	Channel	Frequency (MHz)	Channel	Frequency (MHz)
36	5180	44	5220		
40	5200	48	5240		

Frequency and Channel list for 802.11n (HT40), 802.11ac (HT40):

Channel	Frequency (MHz)	Channel	Frequency (MHz)	Channel	Frequency (MHz)
38	5190	46	5230		

Frequency and Channel list for 802.11ac (HT80):

Channel	Frequency (MHz)	Channel	Frequency (MHz)	Channel	Frequency (MHz)
42	5210				

Test Frequency and Channel for 802.11a, 802.11n (HT20), 802.11ac (HT20):

Lowest Frequency		Middle Frequency		Highest Frequency	
Channel	Frequency (MHz)	Channel	Frequency (MHz)	Channel	Frequency (MHz)
36	5180	40	5200	48	5240

Test Frequency and channel for 802.11n (HT40), 802.11ac (HT40):

Lowest Frequency		Middle Frequency		Highest Frequency	
Channel	Frequency (MHz)	Channel	Frequency (MHz)	Channel	Frequency (MHz)
38	5190	N/A	N/A	46	5230

Test Frequency and channel for 802.11ac (HT80):

Lowest Frequency		Middle Frequency		Highest Frequency	
Channel	Frequency (MHz)	Channel	Frequency (MHz)	Channel	Frequency (MHz)
42	5210	N/A	N/A	N/A	N/A

Wifi 5G with U-NII -2A

Frequency and Channel list 802.11a, 802.11n (HT20), 802.11ac (HT20):

Channel	Frequency (MHz)	Channel	Frequency (MHz)	Channel	Frequency (MHz)
52	5260	60	5300		
56	5280	64	5320		

Frequency and Channel list for 802.11n (HT40), 802.11ac (HT40):

Channel	Frequency (MHz)	Channel	Frequency (MHz)	Channel	Frequency (MHz)
54	5270				
62	5310				

Frequency and Channel list for 802.11ac (HT80):

Channel	Frequency (MHz)	Channel	Frequency (MHz)	Channel	Frequency (MHz)
58	5290				

Test Frequency and Channel for 802.11a, 802.11n (HT20), 802.11ac (HT20):

Lowest Frequency		Middle Frequency		Highest Frequency	
Channel	Frequency (MHz)	Channel	Frequency (MHz)	Channel	Frequency (MHz)
52	5260	56	5280	64	5320

Test Frequency and channel for 802.11n (HT40), 802.11ac (HT40):

Lowest Frequency		Middle Frequency		Highest Frequency	
Channel	Frequency (MHz)	Channel	Frequency (MHz)	Channel	Frequency (MHz)
54	5270	N/A	N/A	62	5310

Test Frequency and channel for 802.11ac (HT80):

Lowest Frequency		Middle Frequency		Highest Frequency	
Channel	Frequency (MHz)	Channel	Frequency (MHz)	Channel	Frequency (MHz)
58	5290				

Wifi 5G with U-NII -2C

Frequency and Channel list for 802.11a, 802.11n (HT20), 802.11ac (HT20):

Channel	Frequency (MHz)	Channel	Frequency (MHz)	Channel	Frequency (MHz)
100	5500	116	5580	132	5660
104	5520	120	5600	136	5680
108	5540	124	5620	140	5700
112	5560	128	5640		

Frequency and Channel list for 802.11n (HT40), 802.11ac (HT40):

Channel	Frequency (MHz)	Channel	Frequency (MHz)	Channel	Frequency (MHz)
102	5510	118	5590	134	5670
110	5550	126	5630		

Frequency and Channel list for 802.11ac (HT80):

Channel	Frequency (MHz)	Channel	Frequency (MHz)	Channel	Frequency (MHz)
106	5530	122	5610		

**Test** Frequency and Channel for 802.11a, 802.11n (HT20), 802.11ac (HT20):

Lowest Frequency		Middle Frequency		Highest Frequency	
Channel	Frequency (MHz)	Channel	Frequency (MHz)	Channel	Frequency (MHz)
100	5500	120	5600	140	5700

**Test** Frequency and channel for 802.11n (HT40), 802.11ac (HT40):

Lowest Frequency		Middle Frequency		Highest Frequency	
Channel	Frequency (MHz)	Channel	Frequency (MHz)	Channel	Frequency (MHz)
102	5510			134	5670

**Test** Frequency and channel for 802.11ac (HT80):

Lowest Frequency		Middle Frequency		Highest Frequency	
Channel	Frequency (MHz)	Channel	Frequency (MHz)	Channel	Frequency (MHz)
106	5530				

Wifi 5G with U-NII -3

Frequency and Channel list for 802.11a, 802.11n (HT20), 802.11ac (HT20):

Channel	Frequency (MHz)	Channel	Frequency (MHz)	Channel	Frequency (MHz)
149	5745	157	5785	165	5825
153	5765	161	5805		

Frequency and Channel list for 802.11n (HT40), 802.11ac (HT40):

Channel	Frequency (MHz)	Channel	Frequency (MHz)	Channel	Frequency (MHz)
151	5755	159	5795		

Frequency and Channel list for 802.11ac (HT80):

Channel	Frequency (MHz)	Channel	Frequency (MHz)	Channel	Frequency (MHz)
155	5775				

Test Frequency and Channel for 802.11a, 802.11n (HT20), 802.11ac (HT20):

Lowest Frequency		Middle Frequency		Highest Frequency	
Channel	Frequency (MHz)	Channel	Frequency (MHz)	Channel	Frequency (MHz)
149	5745	157	5785	165	5825

Test Frequency and channel for 802.11n (HT40), 802.11ac (HT40):

Lowest Frequency		Middle Frequency		Highest Frequency	
Channel	Frequency (MHz)	Channel	Frequency (MHz)	Channel	Frequency (MHz)
151	5755	N/A	N/A	159	5795

Test Frequency and channel for 802.11ac (HT80):

Lowest Frequency		Middle Frequency		Highest Frequency	
Channel	Frequency (MHz)	Channel	Frequency (MHz)	Channel	Frequency (MHz)
155	5775				

The 5G WIFI has two antennas and support Multiple Outputs for 802.11n/ac mode for this report; Antenna 1 Gain is 5.34dBi; Antenna 2 Gain is 5.57dBi; for this function is belong to Correlated Categorization equipment

According to KDB 662911, for Unequal antenna gains,

Directional gain =  $10 \log [(101.84 / 20 + 102.18/20)2/2]$  dBi=5.02 dBi

## 5 FACILITIES AND ACCREDITATIONS

### 5.1 FACILITIES

All measurement facilities used to collect the measurement data are located at:

EMTEK (Shenzhen) Co., Ltd.

Building 69, Majialong Industry Zone District, Nanshan District, Shenzhen, China

The sites are constructed in conformance with the requirements of ANSI C63.7, ANSI C63.4 and CISPR Publication 22.

### 5.2 EQUIPMENT

Radiated emissions are measured with one or more of the following types of linearly polarized antennas: tuned dipole, biconical, log periodic, bi-log, and/or ridged waveguide, horn. Spectrum analyzers with preselectors and quasi-peak detectors are used to perform radiated measurements.

Conducted emissions are measured with Line Impedance Stabilization Networks and EMI Test Receivers.

Calibrated wideband preamplifiers, coaxial cables, and coaxial attenuators are also used for making measurements.

All receiving equipment conforms to CISPR Publication 16-1, "Radio Interference Measuring Apparatus and Measurement Methods."

### 5.3 LABORATORY ACCREDITATIONS AND LISTINGS

Site Description	
EMC Lab.	<p><b>: Accredited by CNAS</b> The Certificate Registration Number is L2291. The Laboratory has been assessed and proved to be in compliance with CNAS-CL01 (identical to ISO/IEC 17025:2017)</p> <p><b>Accredited by FCC</b> Designation Number: CN1204 Test Firm Registration Number: 882943</p> <p><b>Accredited by A2LA</b> The Certificate Number is 4321.01.</p> <p>Accredited by Industry Canada The Conformity Assessment Body Identifier is CN0008</p>
Name of Firm	: EMTEK (SHENZHEN) CO., LTD.
Site Location	: Building 69, Majialong Industry Zone, Nanshan District, Shenzhen, Guangdong, China

## 6 TEST SYSTEM UNCERTAINTY

The following measurement uncertainty levels have been estimated for tests performed on the apparatus:

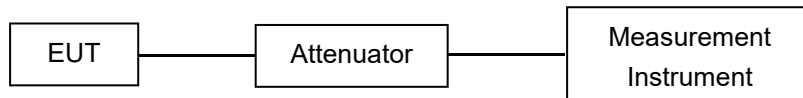
Parameter	Uncertainty
Radio Frequency	$\pm 1 \times 10^{-5}$
Maximum Peak Output Power Test	$\pm 1.0\text{dB}$
Conducted Emissions Test	$\pm 2.0\text{dB}$
Radiated Emission Test	$\pm 2.0\text{dB}$
Power Density	$\pm 2.0\text{dB}$
Occupied Bandwidth Test	$\pm 1.0\text{dB}$
Band Edge Test	$\pm 3\text{dB}$
All emission, radiated	$\pm 3\text{dB}$
Antenna Port Emission	$\pm 3\text{dB}$
Temperature	$\pm 0.5^\circ\text{C}$
Humidity	$\pm 3\%$

Measurement Uncertainty for a level of Confidence of 95%

## 7 SETUP OF EQUIPMENT UNDER TEST

### 7.1 RADIO FREQUENCY TEST SETUP

The WLAN component's antenna ports(s) of the EUT are connected to the measurement instrument per an appropriate attenuator. The EUT is controlled by PC/software to emit the specified signals for the purpose of measurements.



### 7.2 RADIO FREQUENCY TEST SETUP

The test site semi-anechoic chamber has met the requirement of NSA tolerance 4 dB according to the standards: ANSI C63.10. The test distance is 3m. The setup is according to the requirements in Section 13.1.4.1 of ANSI C63.10-2013 and CAN/CSA-CEI/IEC CISPR 22.

Below 30MHz :

The EUT is placed on a turntable 0.8 meters above the ground in the chamber, 3 meter away from the antenna (loop antenna). The Antenna should be positioned with its plane vertical at the specified distance from the EUT and rotated about its vertical axis for maximum response at each azimuth about the EUT. The center of the loop shall be 1 m above the ground. For certain applications, the loop antenna plane may also need to be positioned horizontally at the the specified distance from the EUT.

Above 30MHz :

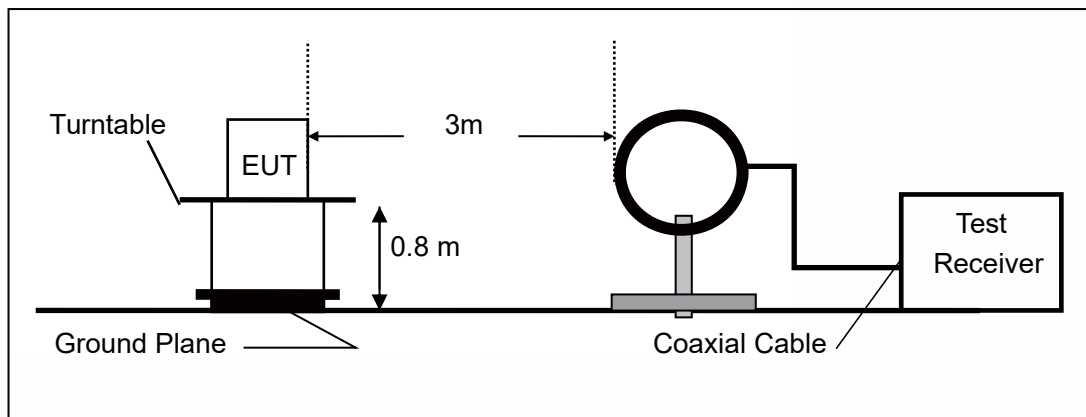
The EUT is placed on a turntable 0.8 meters above the ground in the chamber, 3 meter away from the antenna. The maximal emission value is acquired by adjusting the antenna height, polarisation and turntable azimuth. Normally, the height range of antenna is 1 m to 4 m, the azimuth range of turntable is 0° to 360°, and the receive antenna has two polarizations Vertical (V) and Horizontal (H).

Above 1GHz :

(Note: the FCC's permission to use 1.5m as an alternative per TCBC Conf call of Dec. 2, 2014.)

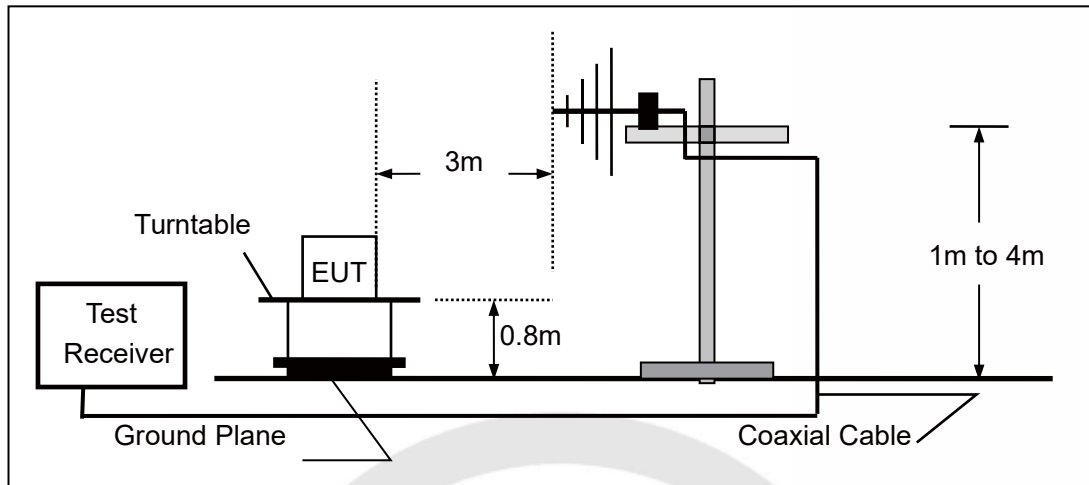
The EUT is placed on a turntable 1.5 meters above the ground in the chamber, 3 meter away from the antenna. The maximal emission value is acquired by adjusting the antenna height, polarisation and turntable azimuth. Normally, the height range of antenna is 1 m to 4 m, the azimuth range of turntable is 0° to 360°, and the receive antenna has two polarizations Vertical (V) and Horizontal (H).

(a) Radiated Emission Test Set-Up, Frequency Below 30MHz

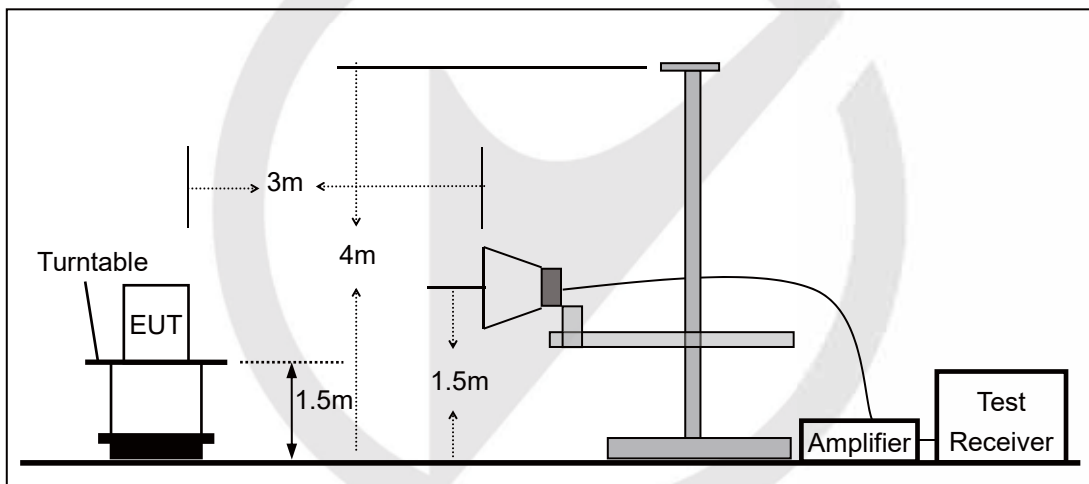




(b) Radiated Emission Test Set-Up, Frequency Below 1000MHz



(c) Radiated Emission Test Set-Up, Frequency above 1000MHz

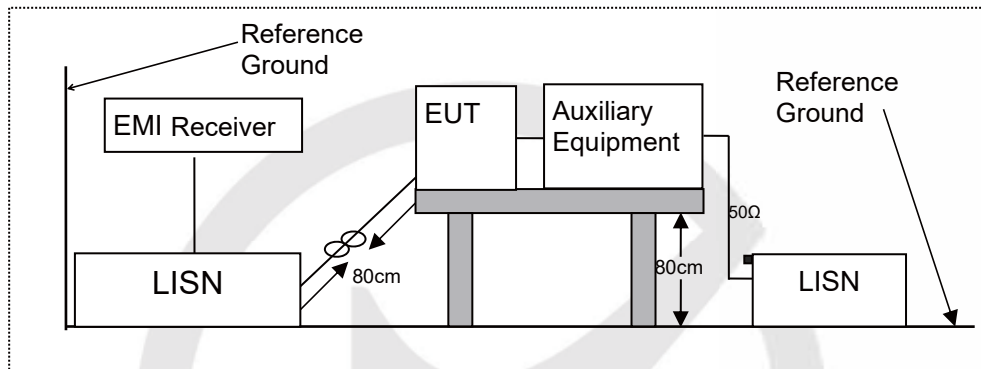


### 7.3 CONDUCTED EMISSION TEST SETUP

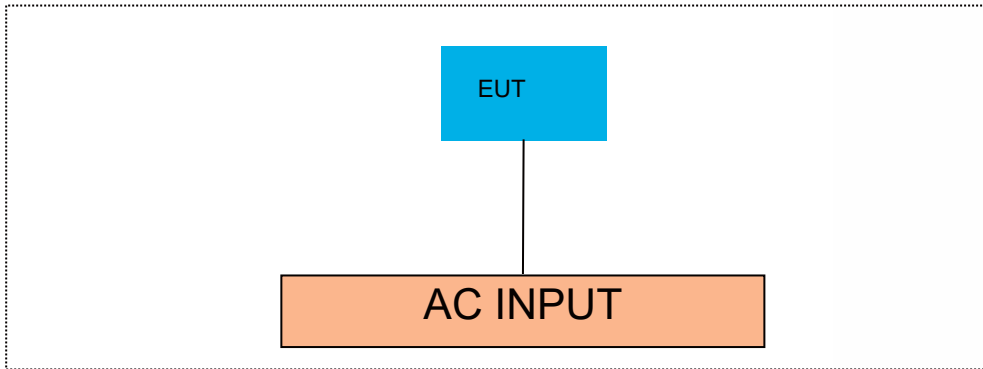
The mains cable of the EUT (maybe per AC/DC Adapter) must be connected to LISN. The LISN shall be placed 0.8 m from the boundary of EUT and bonded to a ground reference plane for LISN mounted on top of the ground reference plane. This distance is between the closest points of the LISN and the EUT. All other units of the EUT and associated equipment shall be at least 0.8m from the LISN.

Ground connections, where required for safety purposes, shall be connected to the reference ground point of the LISN and, where not otherwise provided or specified by the manufacturer, shall be of same length as the mains cable and run parallel to the mains connection at a separation distance of not more than 0.1 m.

According to the requirements in Section 13.1.4.1 of ANSI C63.10-2013 Conducted emissions from the EUT measured in the frequency range between 0.15 MHz and 30 MHz using CISPR Quasi-Peak and average detector mode.



## 7.4 BLOCK DIAGRAM CONFIGURATION OF TEST SYSTEM



## 7.5 SUPPORT EQUIPMENT

EUT Cable List and Details			
Cable Description	Length (m)	Shielded/Unshielded	With / Without Ferrite
/	/	/	/

Auxiliary Cable List and Details			
Cable Description	Length (m)	Shielded/Unshielded	With / Without Ferrite
/	/	/	/

Auxiliary Equipment List and Details			
Description	Manufacturer	Model	Serial Number
/	/	/	/

**Notes:**

- 1.All the equipment/cables were placed in the worst-case configuration to maximize the emission during the test.
- 2.Grounding was established in accordance with the manufacturer's requirements and conditions for the intended use.

## 8 TEST REQUIREMENTS

### 8.1 BANDWIDTH MEASUREMENT

#### 8.1.1 Applicable Standard

According to FCC Part 15.407(a)(1) for UNII Band I  
According to FCC Part 15.407(a)(2) for UNII Band II-A and UNII Band II-C  
According to FCC Part 15.407(a)(3) for UNII Band III  
According to FCC Part 15.407(e) for UNII Band III  
According to 789033 D02 Section II(C)  
According to 789033 D02 Section II(D)

#### 8.1.2 Conformance Limit

(1) For the band 5.15-5.25 GHz.

(iv) For mobile and portable client devices in the 5.15-5.25 GHz band, the maximum conducted output power over the frequency band of operation shall not exceed 250 mW provided the maximum antenna gain does not exceed 6 dBi. In addition, the maximum power spectral density shall not exceed 11 dBm in any 1 megahertz band. If transmitting antennas of directional gain greater than 6 dBi are used, both the maximum conducted output power and the maximum power spectral density shall be reduced by the amount in dB that the directional gain of the antenna exceeds 6 dBi.

(2) For the 5.25-5.35 GHz and 5.47-5.725 GHz bands, the maximum conducted output power over the frequency bands of operation shall not exceed the lesser of 250 mW or 11 dBm + 10 log B, where B is the 26 dB emission bandwidth in megahertz. In addition, the maximum power spectral density shall not exceed 11 dBm in any 1 megahertz band. If transmitting antennas of directional gain greater than 6 dBi are used, both the maximum conducted output power and the maximum power spectral density shall be reduced by the amount in dB that the directional gain of the antenna exceeds 6 dBi.

(3) For the band 5.725-5.85 GHz, the maximum conducted output power over the frequency band of operation shall not exceed 1 W. In addition, the maximum power spectral density shall not exceed 30 dBm in any 500-kHz band. If transmitting antennas of directional gain greater than 6 dBi are used, both the maximum conducted output power and the maximum power spectral density shall be reduced by the amount in dB that the directional gain of the antenna exceeds 6 dBi. However, fixed point-to-point U-NII devices operating in this band may employ transmitting antennas with directional gain greater than 6 dBi without any corresponding reduction in transmitter conducted power. Fixed, point-to-point operations exclude the use of point-to-multipoint systems, omnidirectional applications, and multiple collocated transmitters transmitting the same information. The operator of the U-NII device, or if the equipment is professionally installed, the installer, is responsible for ensuring that systems employing high gain directional antennas are used exclusively for fixed, point-to-point operations.

(e) Within the 5.725-5.85 GHz band, the minimum 6 dB bandwidth of U-NII devices shall be at least 500 kHz.

#### 8.1.3 Test Configuration

Test according to clause 7.1 radio frequency test setup

#### 8.1.4 Test Procedure

According to 789033 D02 v02r01 section C&D, the following is the measurement procedure.

##### 1. Emission Bandwidth (EBW)

- a) Set RBW = approximately 1% of the emission bandwidth.
- b) Set the VBW > RBW.
- c) Detector = Peak.
- d) Trace mode = max hold.
- e) Measure the maximum width of the emission that is 26 dB down from the maximum of the emission.

Compare this with the RBW setting of the analyzer. Readjust RBW and repeat measurement as needed until the RBW/EBW ratio is approximately 1%.

## 2. Minimum Emission Bandwidth for the band 5.725-5.85 GHz

Section 15.407(e) specifies the minimum 6 dB emission bandwidth of at least 500 KHz for the band 5.715-5.85 GHz. The following procedure shall be used for measuring this bandwidth:

- a) Set RBW = 100 kHz.
- b) Set the video bandwidth (VBW)  $3 \times$  RBW.
- c) Detector = Peak.
- d) Trace mode = max hold.
- e) Sweep = auto couple.
- f) Allow the trace to stabilize.
- g) Measure the maximum width of the emission that is constrained by the frequencies associated with the two outermost amplitude points (upper and lower frequencies) that are attenuated by 6 dB relative to the maximum level measured in the fundamental emission.

Note: The automatic bandwidth measurement capability of a spectrum analyzer or EMI receiver may be employed if it implements the functionality described above.

## D. 99 Percent Occupied Bandwidth

The 99-percent occupied bandwidth is the frequency bandwidth such that, below its lower and above its upper frequency limits, the mean powers are each equal to 0.5 % of the total mean power of the given emission. Measurement of the 99-percent occupied bandwidth is required only as a condition for using the optional band-edge measurement techniques described in section II.G.3.d). Measurements of 99-percent occupied bandwidth may also optionally be used in lieu of the EBW to 789033 D02 v01r02 General UNII Test Procedures New Rules v01 define the minimum frequency range over which the spectrum is integrated when measuring maximum conducted output power as described in section II.E. However, the EBW must be measured to determine bandwidth dependent limits on maximum conducted output power in accordance with 15.407(a).

The following procedure shall be used for measuring (99 %) power bandwidth:

1. Set center frequency to the nominal EUT channel center frequency.
2. Set span = 1.5 times to 5.0 times the OBW.
3. Set RBW = 1 % to 5 % of the OBW
4. Set VBW  $3 \cdot$  RBW
5. Video averaging is not permitted. Where practical, a sample detection and single sweep mode shall be used. Otherwise, peak detection and max hold mode (until the trace stabilizes) shall be used.
6. Use the 99 % power bandwidth function of the instrument (if available).
7. If the instrument does not have a 99 % power bandwidth function, the trace data points are recovered and directly summed in power units. The recovered amplitude data points, beginning at the lowest frequency, are placed in a running sum until 0.5 % of the total is reached; that frequency is recorded as the lower frequency. The process is repeated until 99.5 % of the total is reached; that frequency is recorded as the upper frequency. The 99% occupied bandwidth is the difference between these two frequencies.

## 8.1.5 Test Results

5150-5250MHz

Antenna A

Test Mode	Test Channel MHz		26 dB Bandwidth MHz	99% Bandwidth MHz	Verdict
802.11a	CH36	5180	18.87	16.729	Pass
	CH40	5200	18.55	16.671	Pass
	CH48	5240	21.06	16.614	Pass
802.11n-HT20	CH36	5180	21.79	17.656	Pass
	CH40	5200	20.35	17.713	Pass
	CH48	5240	21.49	17.829	Pass
802.11ac(HT20)	CH36	5180	19.56	17.713	Pass
	CH40	5200	21.70	17.713	Pass
	CH48	5240	28.07	17.771	Pass
802.11n-HT40	CH38	5190	41.28	36.237	Pass
	CH46	5230	47.94	36.585	Pass
802.11ac(HT40)	CH38	5190	40.99	36.237	Pass
	CH46	5230	41.00	36.237	Pass
802.11ac(HT80)	CH42	5210	81.41	75.485	Pass

Antenna B

Test Mode	Test Channel MHz		26 dB Bandwidth MHz	99% Bandwidth MHz	Verdict
802.11a	CH36	5180	23.77	16.382	Pass
	CH40	5200	30.58	16.382	Pass
	CH48	5240	28.14	16.440	Pass
802.11n-HT20	CH36	5180	20.82	17.540	Pass
	CH40	5200	24.46	17.540	Pass
	CH48	5240	35.13	17.540	Pass
802.11ac(HT20)	CH36	5180	19.57	17.540	Pass
	CH40	5200	20.38	17.540	Pass
	CH48	5240	27.00	17.598	Pass
802.11n-HT40	CH38	5190	41.18	36.353	Pass
	CH46	5230	40.76	36.237	Pass
802.11ac(HT40)	CH38	5190	40.85	36.122	Pass
	CH46	5230	41.37	36.353	Pass
802.11ac(HT80)	CH42	5210	80.42	74.327	Pass

Antenna A

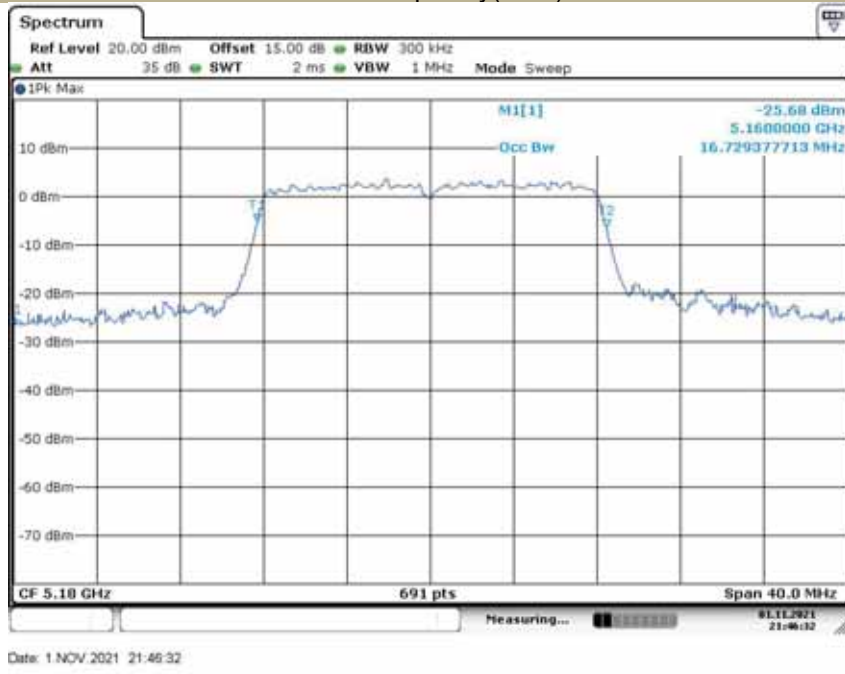
99% & -26 dB Emission Bandwidth

U-NII - 1

Test Model 802.11a

Frequency(MHz)

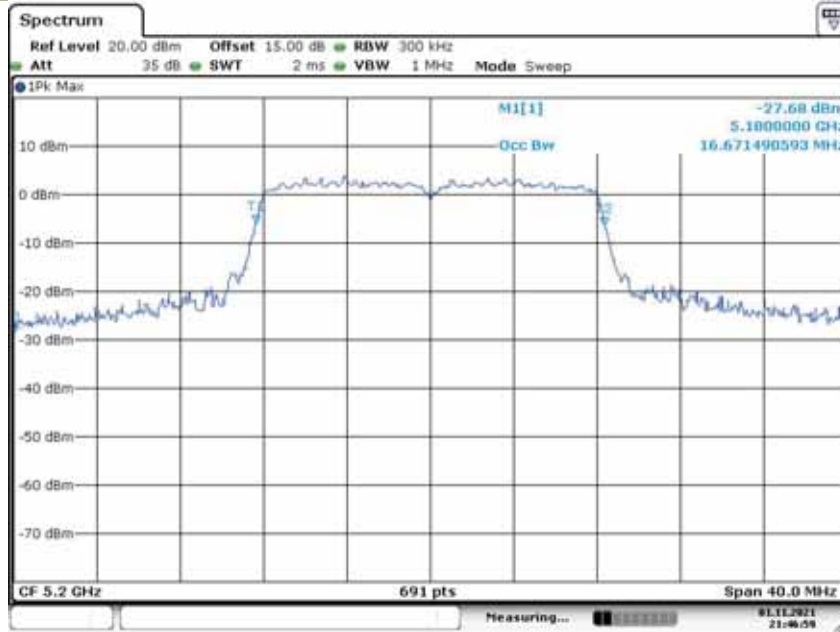
5180



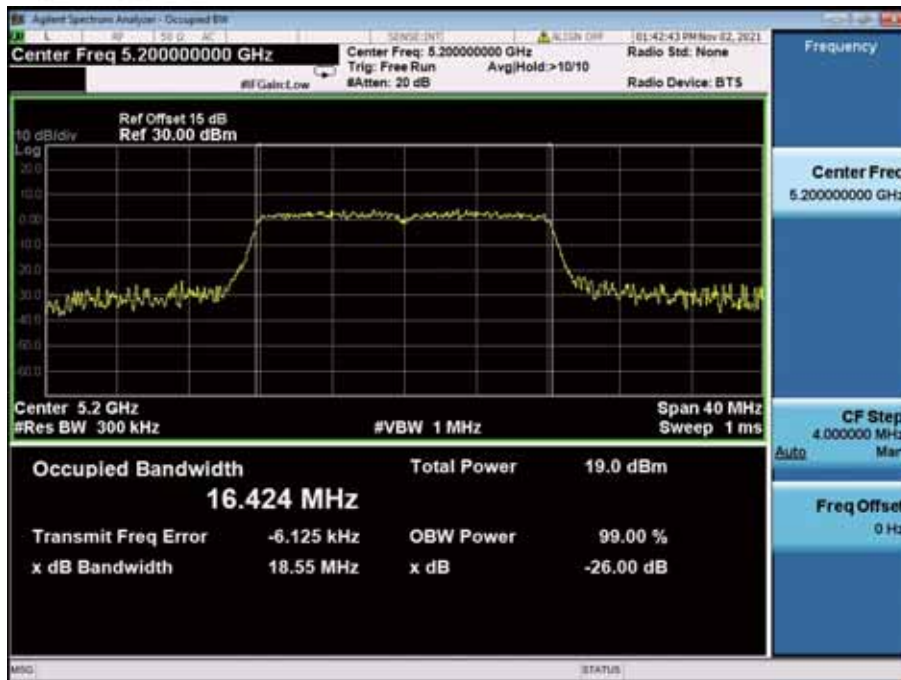
99% & -26 dB Emission Bandwidth  
Test Model 802.11a

U-NII - 1  
Frequency(MHz)

5200



Date: 1 NOV 2021 21:46:59

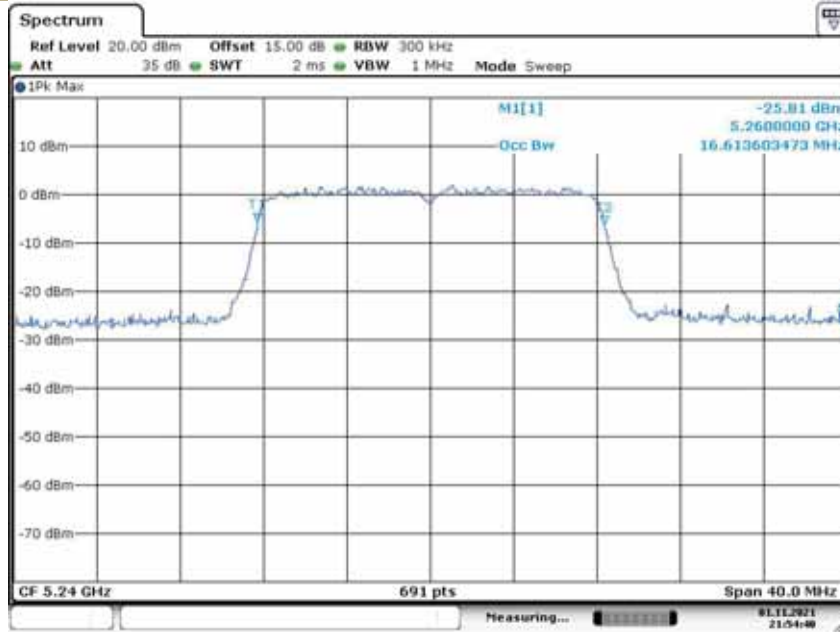




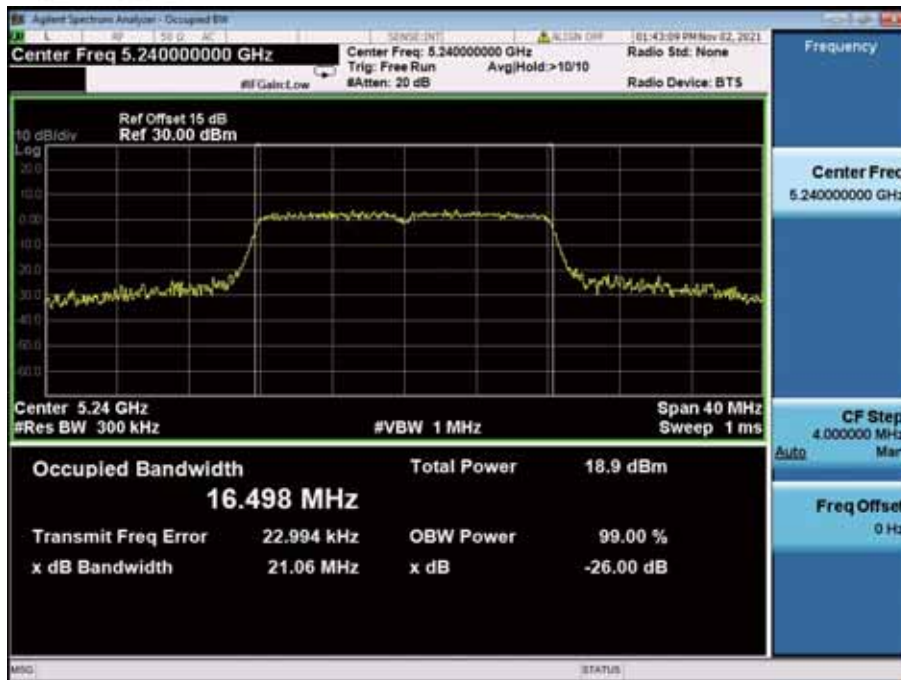
99% & -26 dB Emission Bandwidth  
 Test Model 802.11a

U-NII - 1  
 Frequency(MHz)

5240



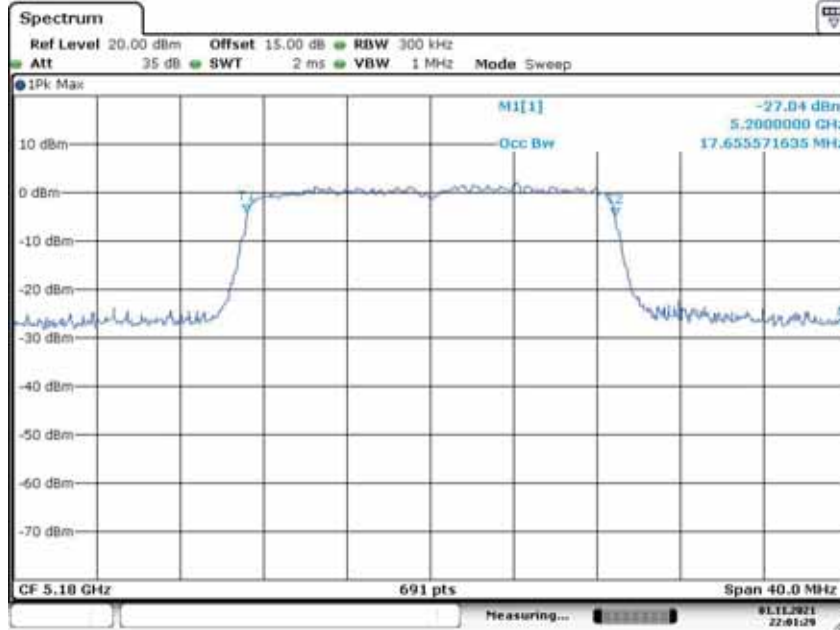
Date: 1 NOV 2021 21:54:41



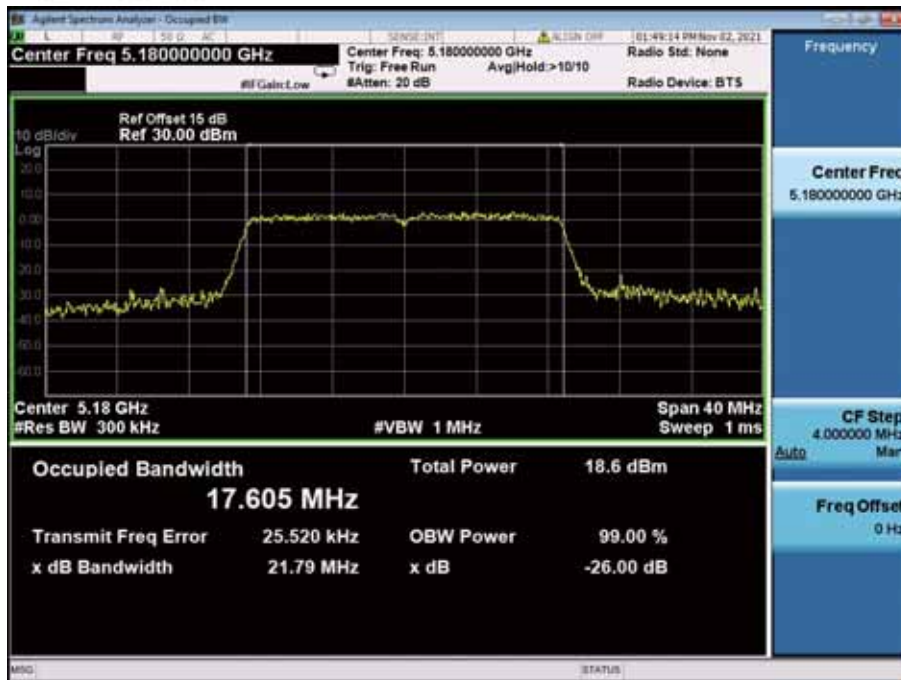
99% & -26 dB Emission Bandwidth  
Test Model 802.11n-HT20

U-NII - 1  
Frequency(MHz)

5180



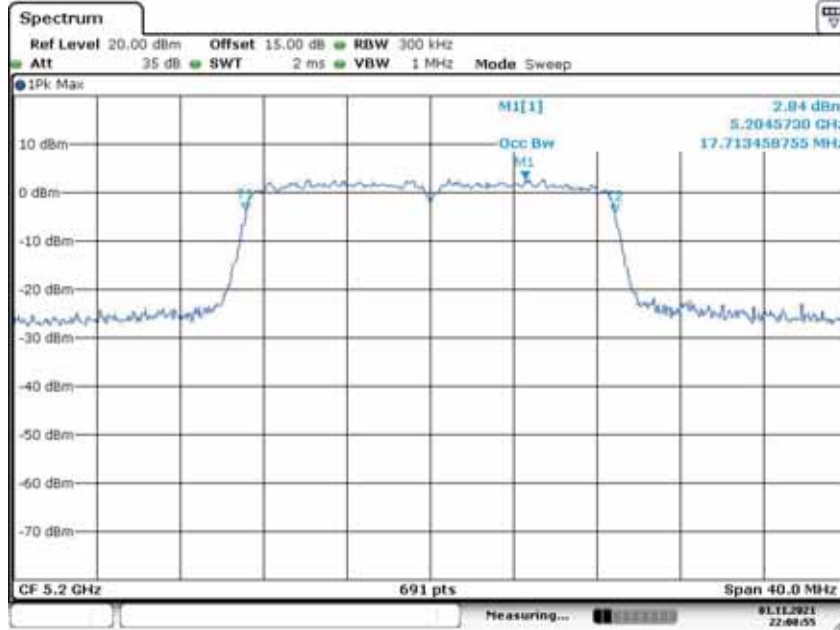
Date: 1 NOV 2021 22:01:29



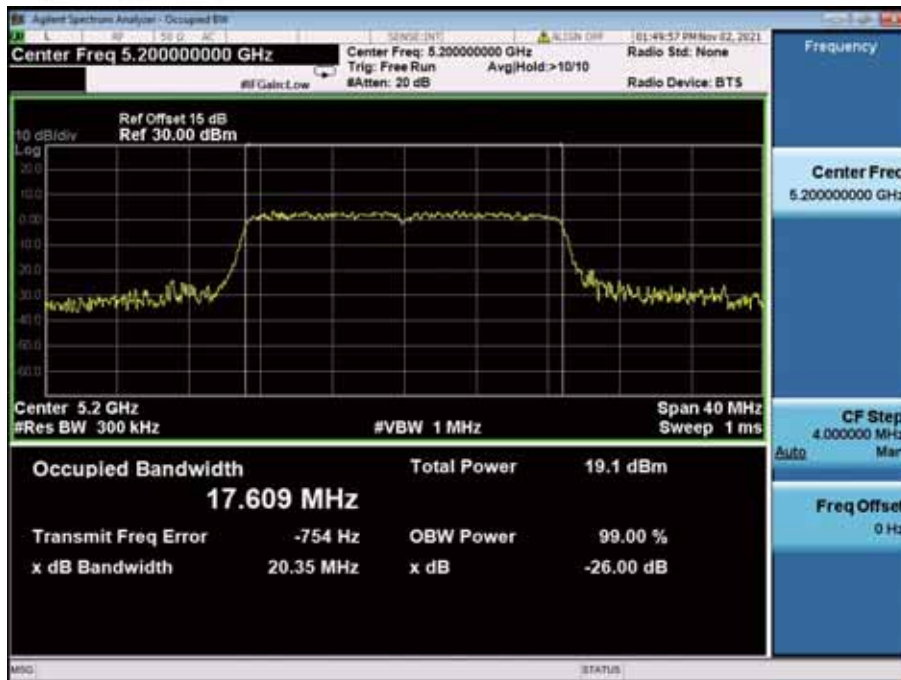
99% & -26 dB Emission Bandwidth  
 Test Model 802.11n-HT20

U-NII - 1  
 Frequency(MHz)

5200



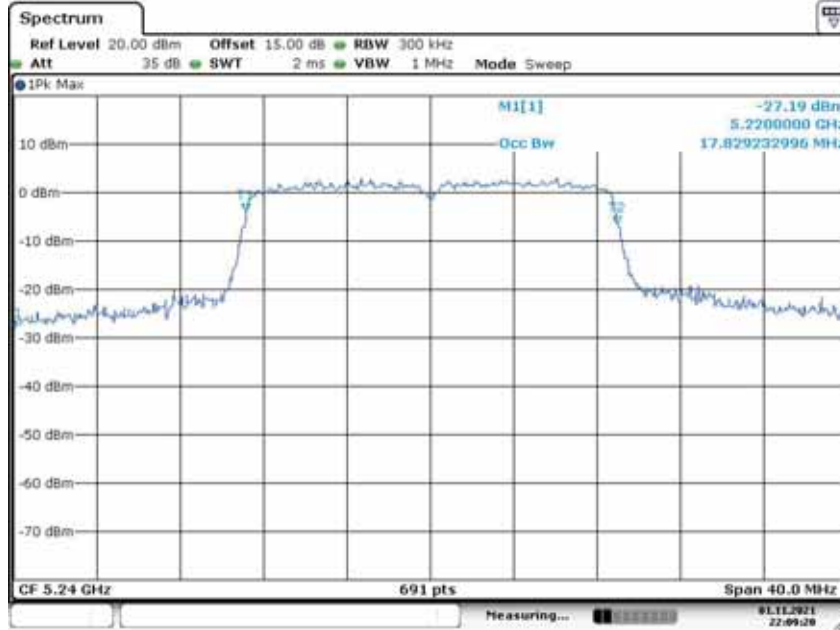
Date: 1 NOV 2021 22:08:55



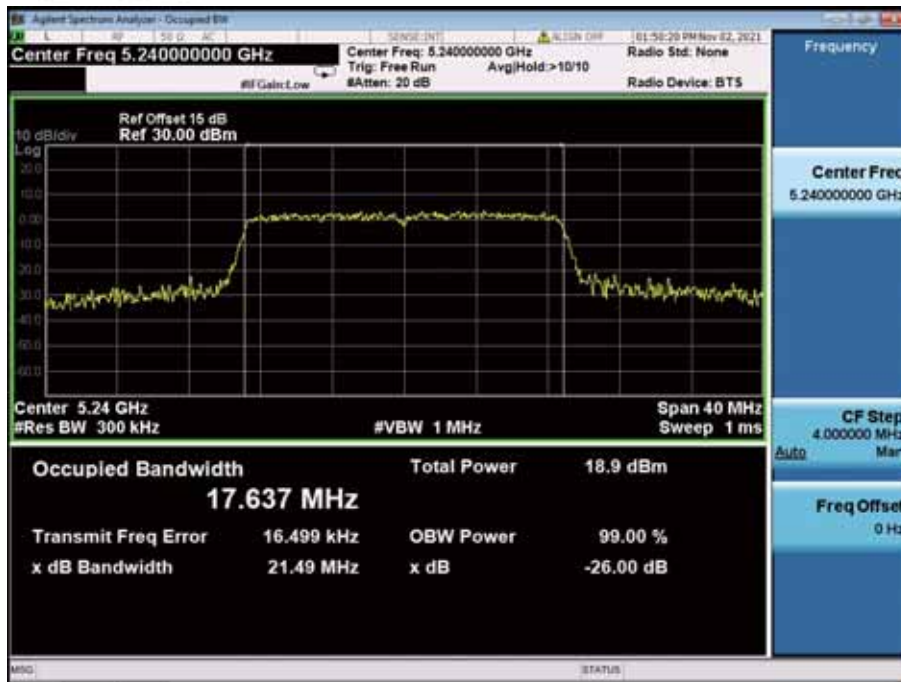
99% & -26 dB Emission Bandwidth  
 Test Model 802.11n-HT20

U-NII - 1  
 Frequency(MHz)

5240



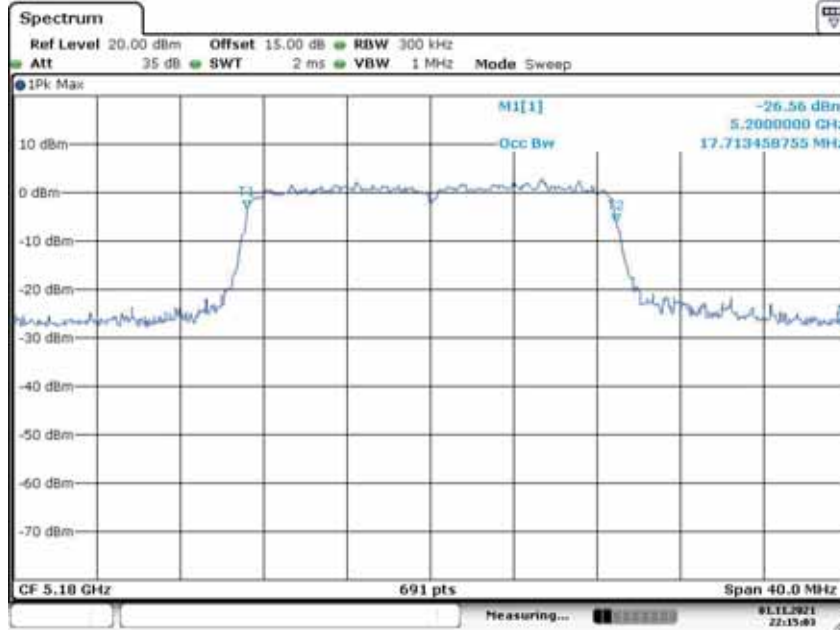
Date: 1 NOV 2021 22:09:19



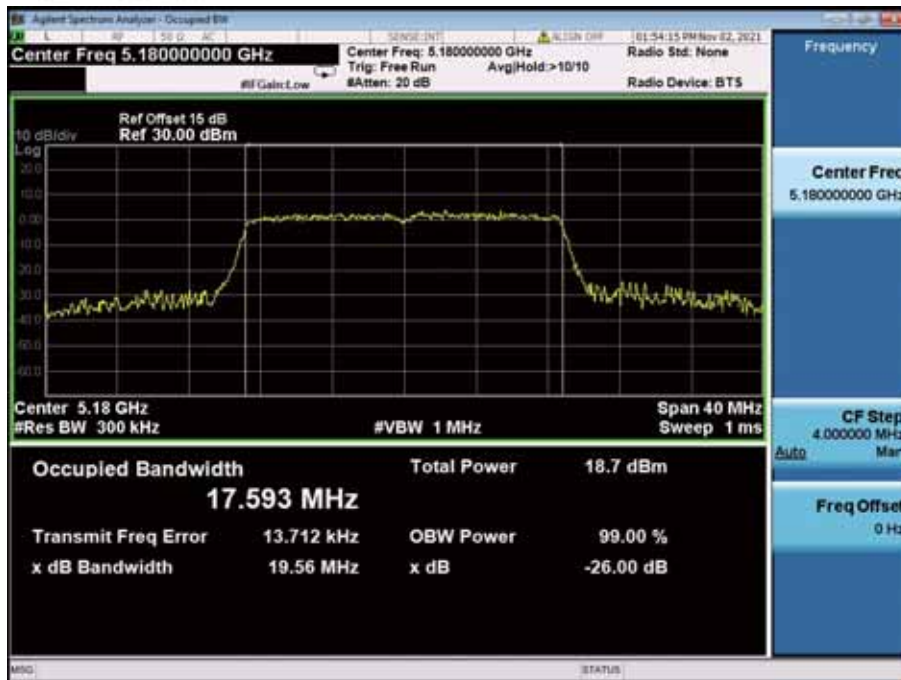
99% & -26 dB Emission Bandwidth  
 Test Model 802.11ac(HT20)

U-NII - 1  
 Frequency(MHz)

5180



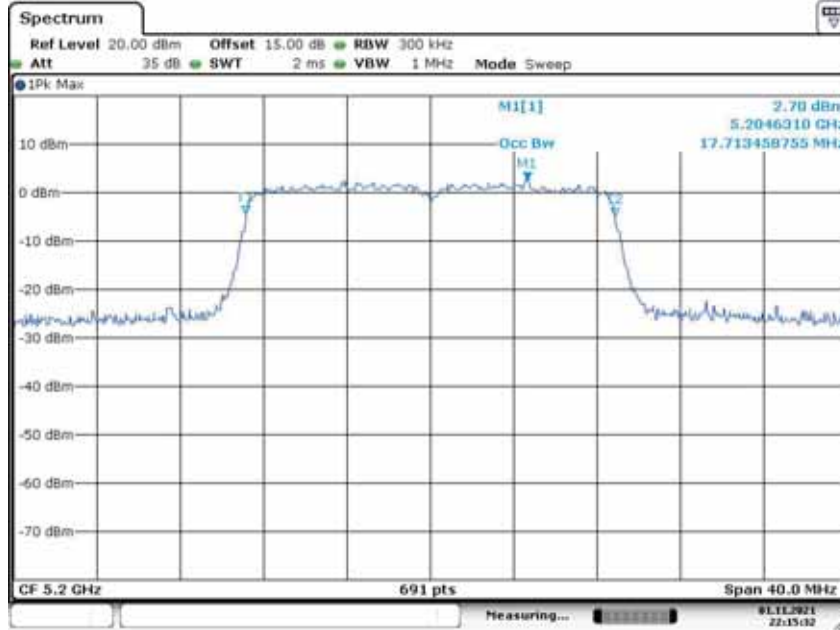
Date: 1 NOV 2021 22:15:04



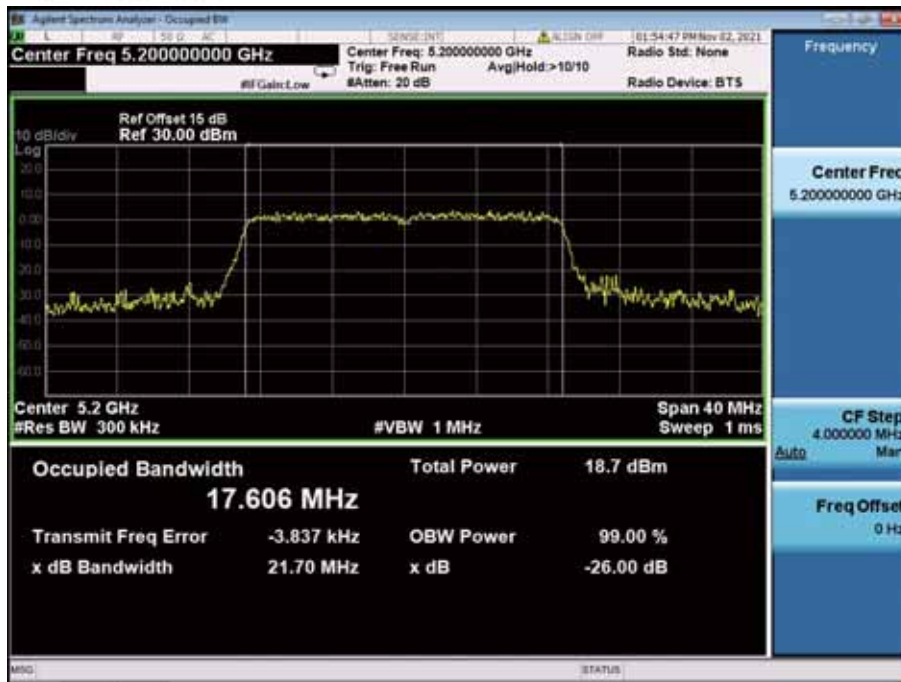
99% & -26 dB Emission Bandwidth  
Test Model 802.11ac(HT20)

U-NII - 1  
Frequency(MHz)

5200



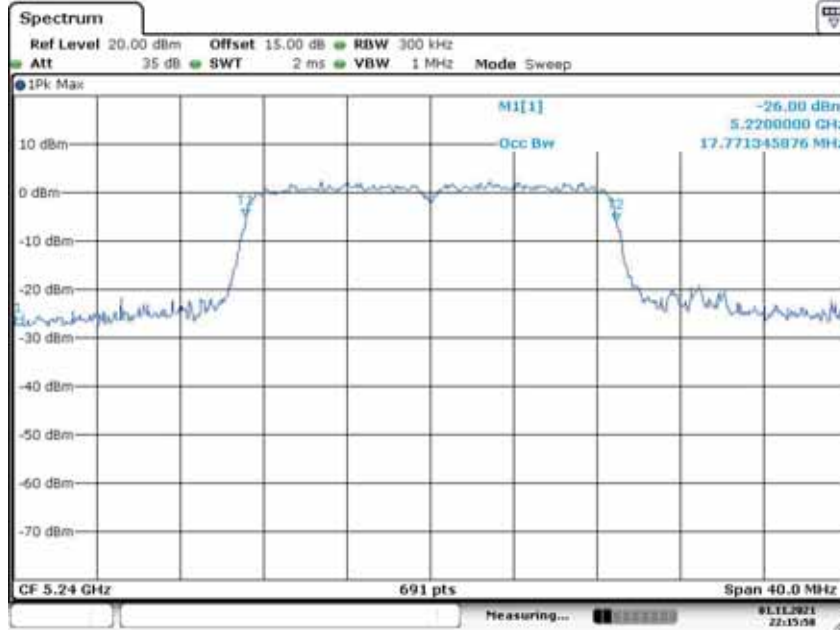
Date: 1 NOV 2021 22:15:32



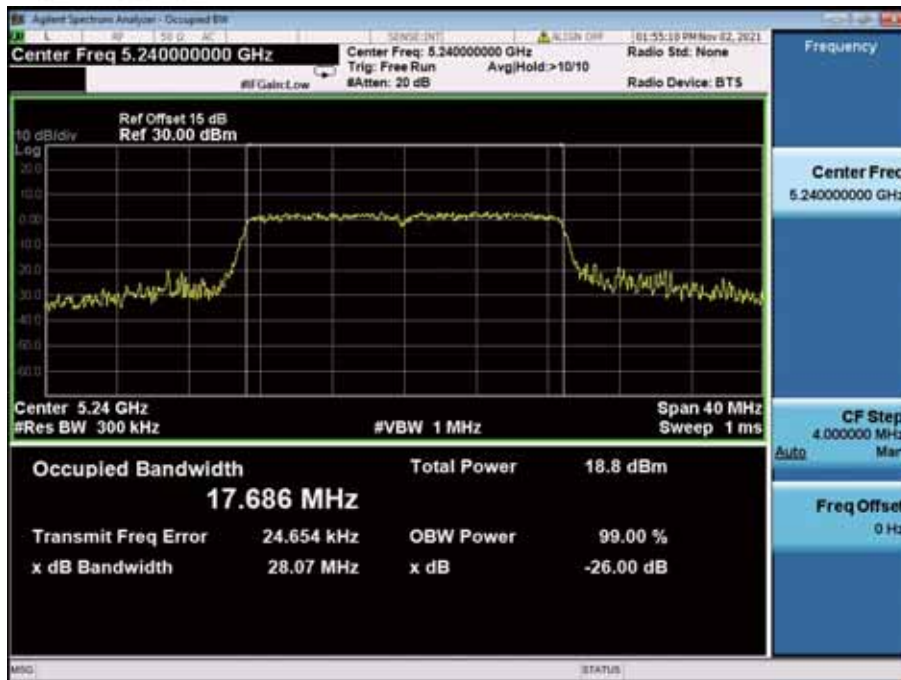
99% & -26 dB Emission Bandwidth  
Test Model 802.11ac(HT20)

U-NII - 1  
Frequency(MHz)

5240



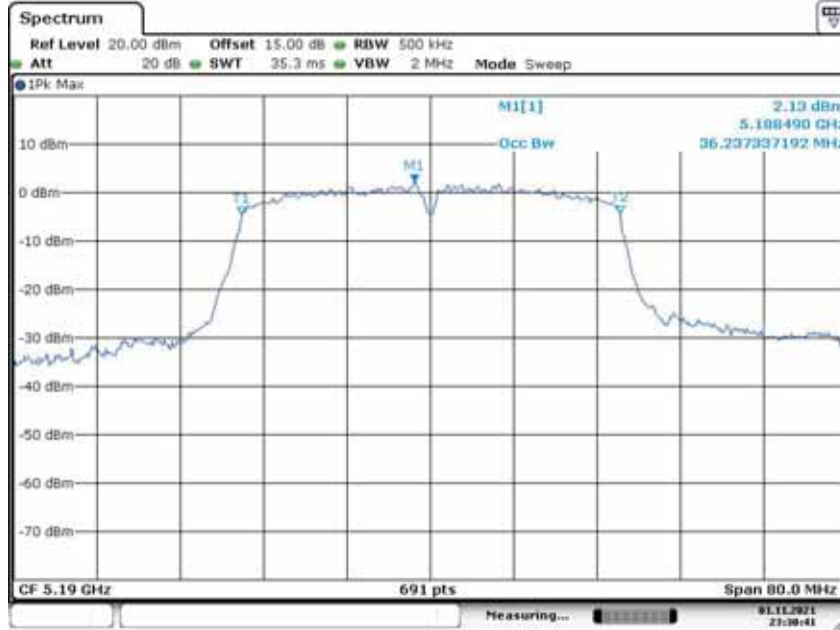
Date: 1 NOV 2021 22:15:59



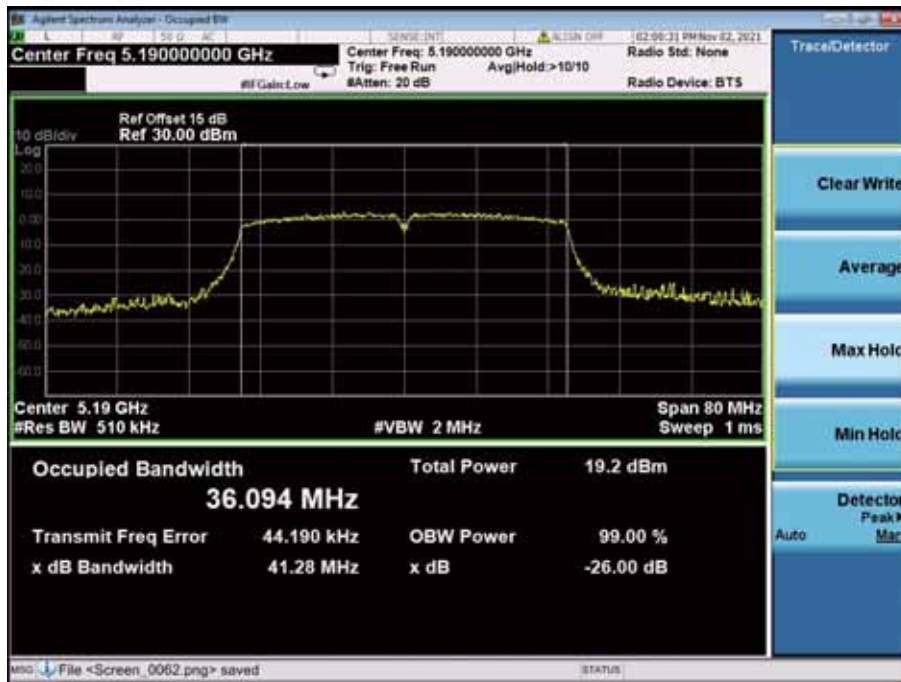
99% & -26 dB Emission Bandwidth  
 Test Model 802.11n-HT40

U-NII - 1  
 Frequency(MHz)

5190



Date: 1 NOV 2021 23:30:41

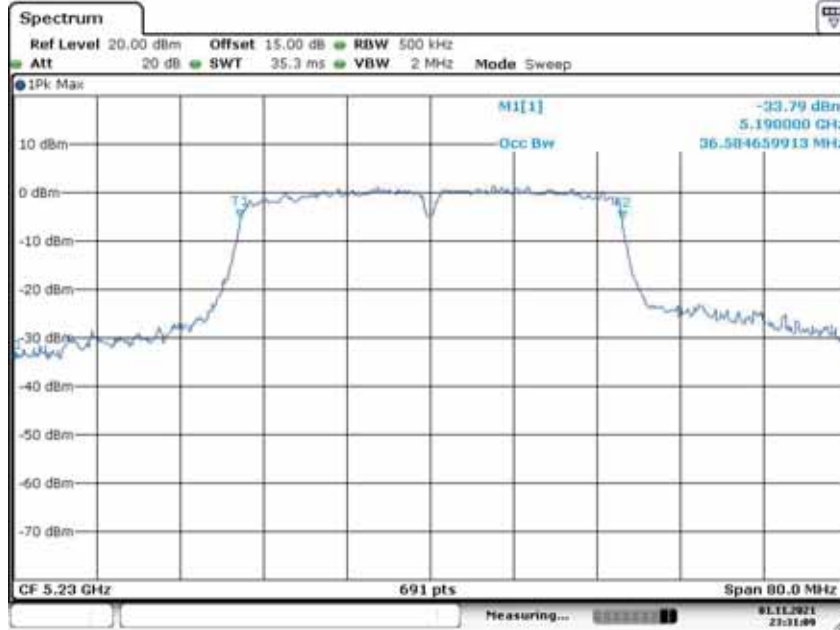




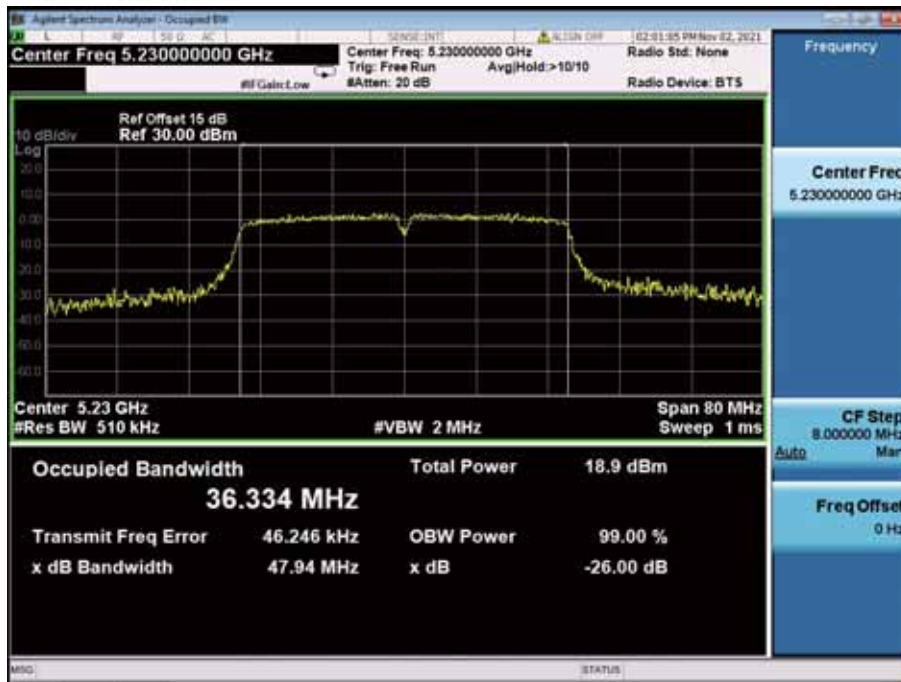
99% & -26 dB Emission Bandwidth  
Test Model 802.11n-HT40

U-NII - 1  
Frequency(MHz)

5230



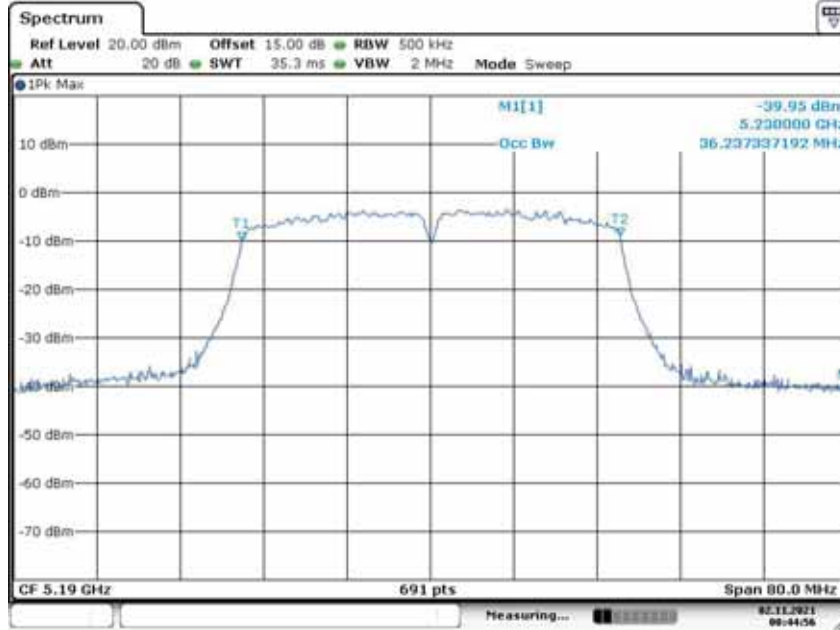
Date: 1 NOV 2021 23:31:09



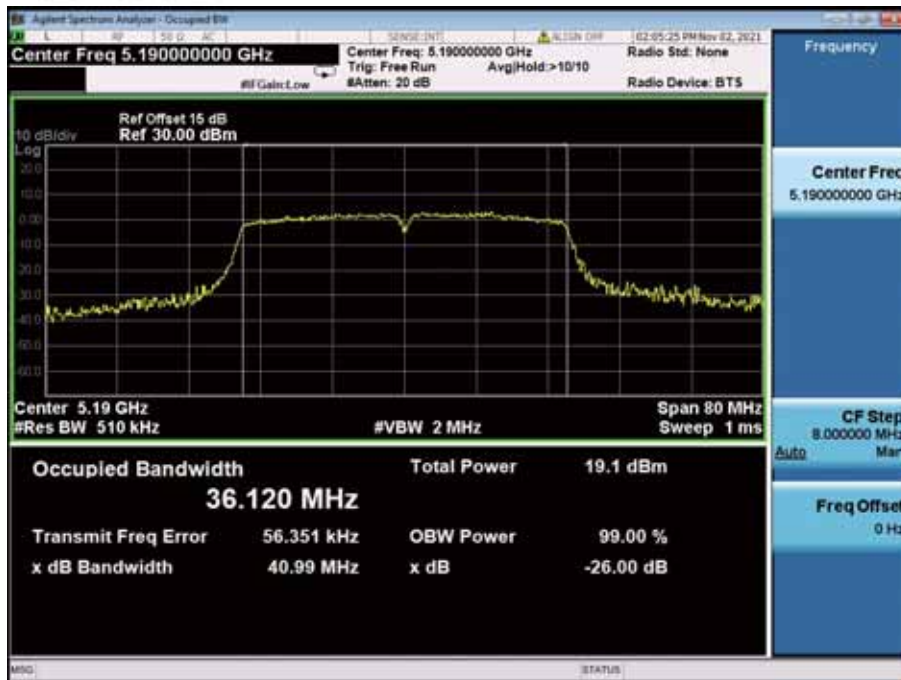
99% & -26 dB Emission Bandwidth  
 Test Model 802.11ac(HT40)

U-NII - 1  
 Frequency(MHz)

5190



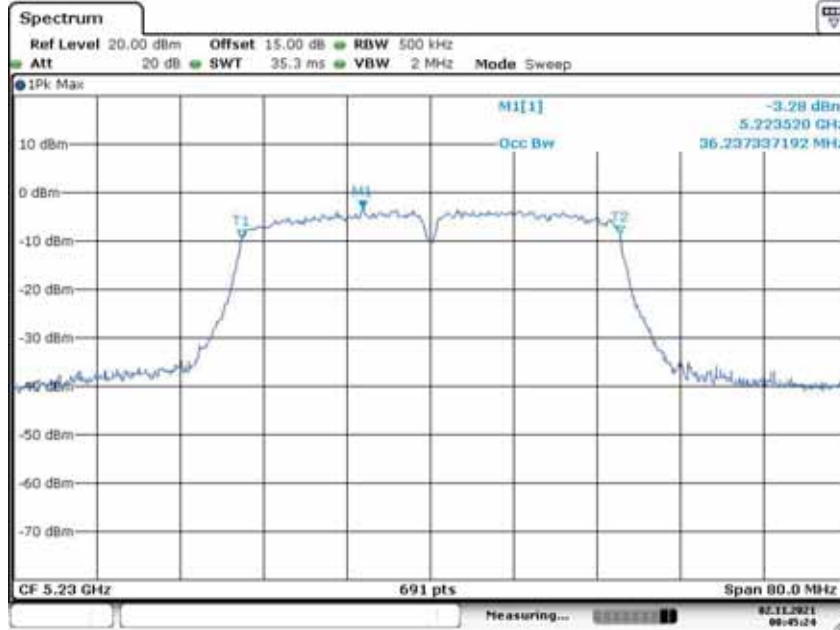
Date: 2 NOV 2021 00:44:55



99% & -26 dB Emission Bandwidth  
 Test Model 802.11ac(HT40)

U-NII - 1  
 Frequency(MHz)

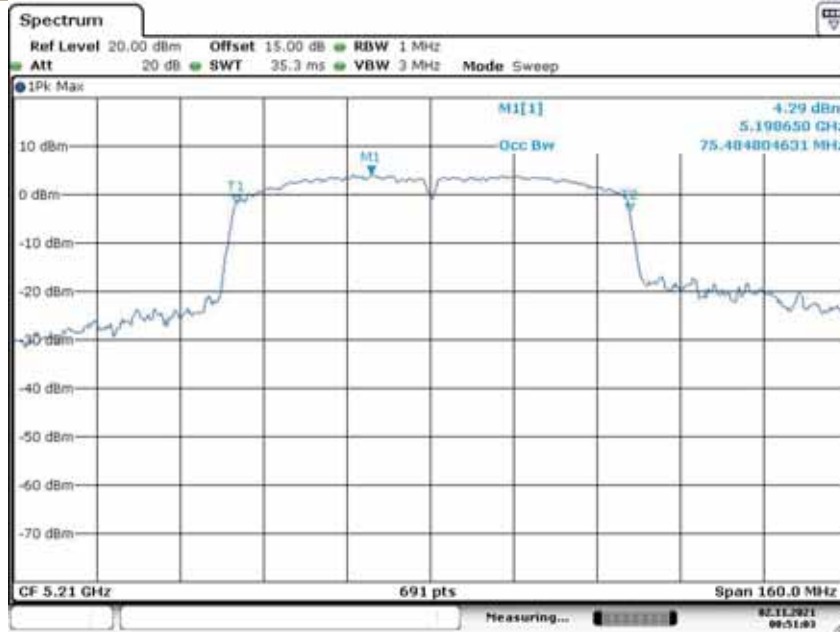
5230



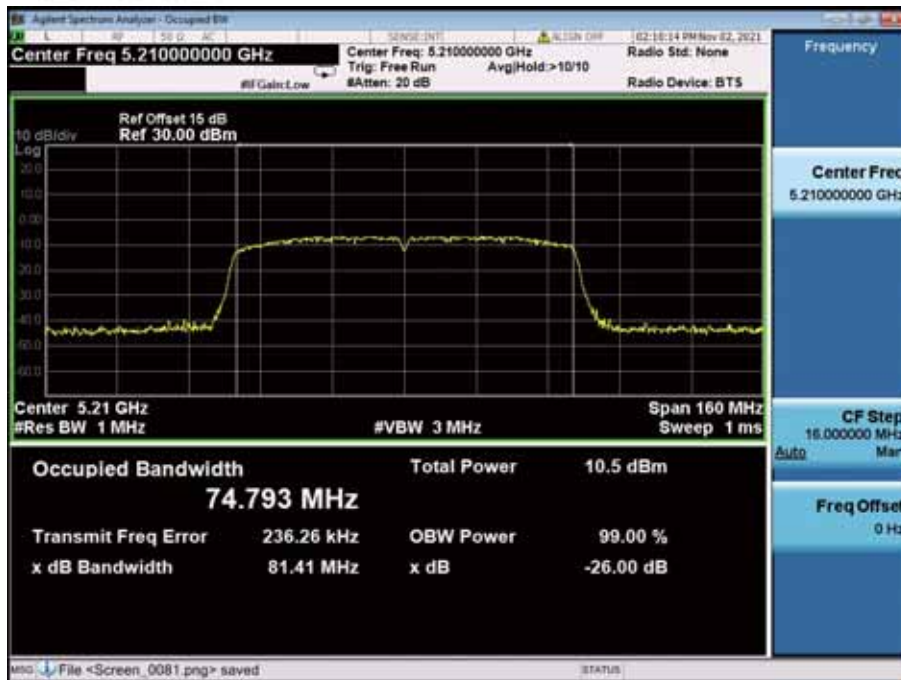
99% & -26 dB Emission Bandwidth  
Test Model 802.11ac 80

U-NII - 1  
Frequency(MHz)

5210



Date: 2 NOV 2021 00:51:03



Antenna B

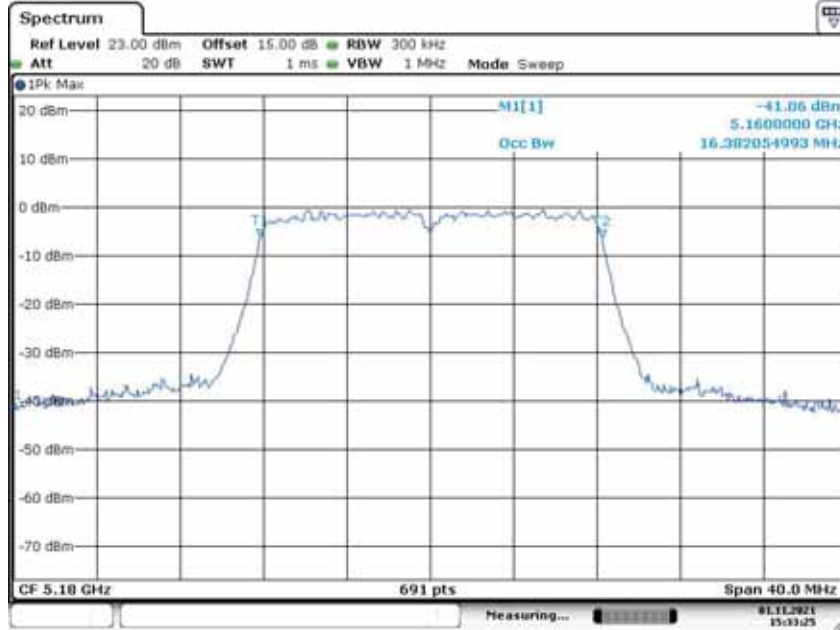
99% & -26 dB Emission Bandwidth

U-NII - 1

Test Model 802.11a

Frequency(MHz)

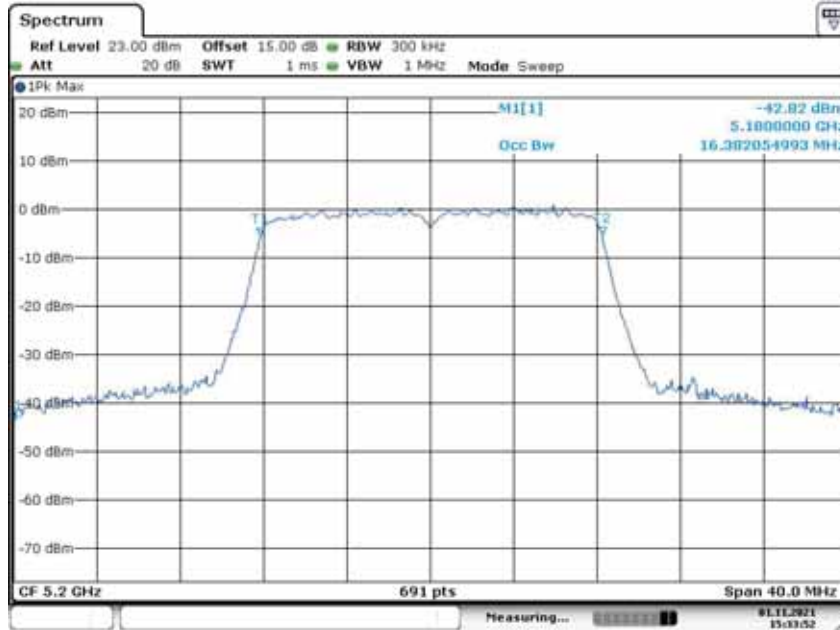
5180



99% & -26 dB Emission Bandwidth  
Test Model 802.11a

U-NII - 1  
Frequency(MHz)

5200



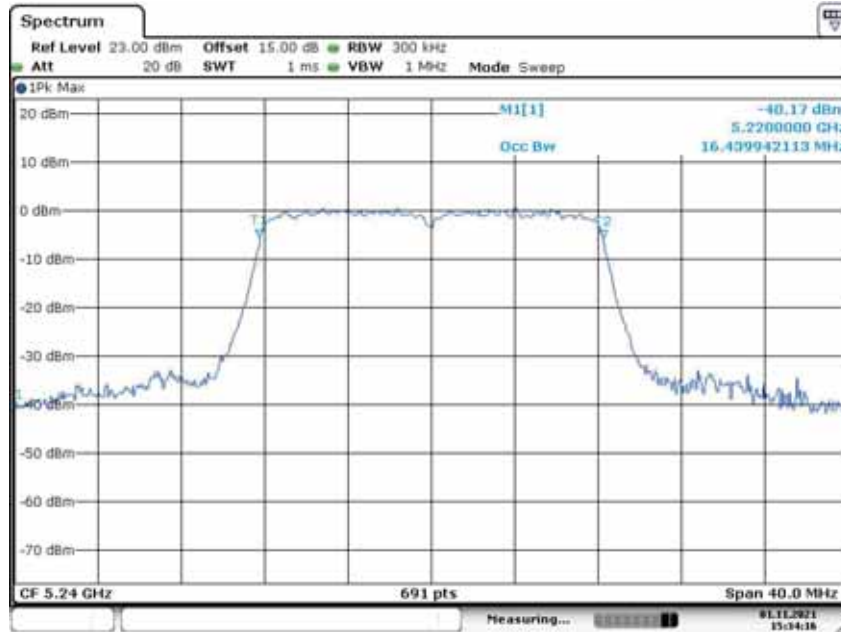
Date: 1 NOV 2021 15:33:53



99% & -26 dB Emission Bandwidth  
Test Model 802.11a

U-NII - 1  
Frequency(MHz)

5240



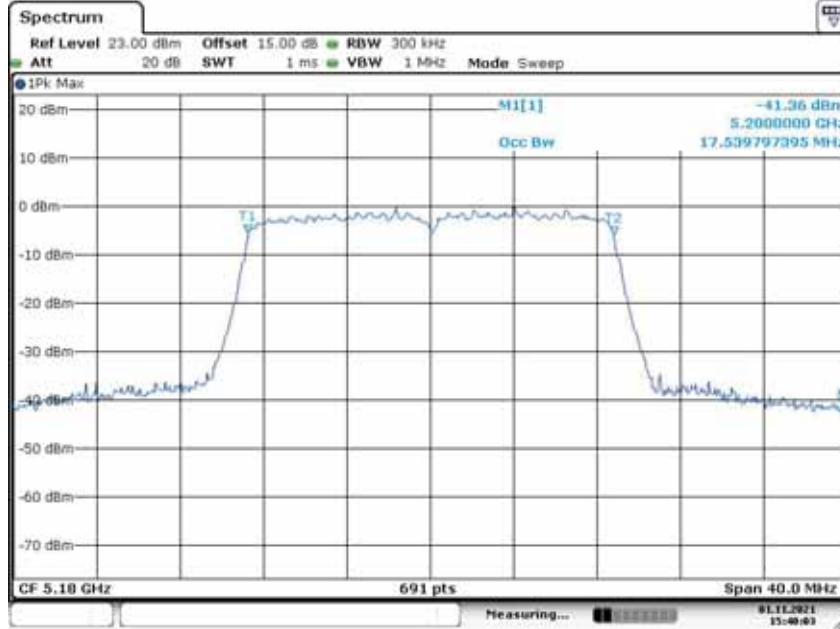
Date: 1 NOV 2021 15:34:17



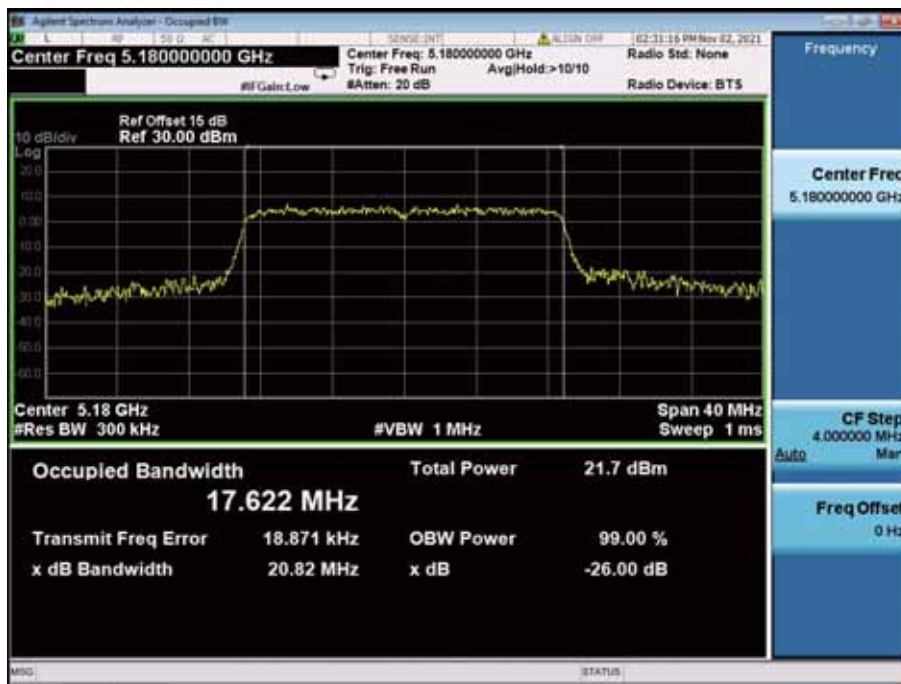
99% & -26 dB Emission Bandwidth  
Test Model 802.11n-HT20

U-NII - 1  
Frequency(MHz)

5180



Date: 1 NOV 2021 15:40:03

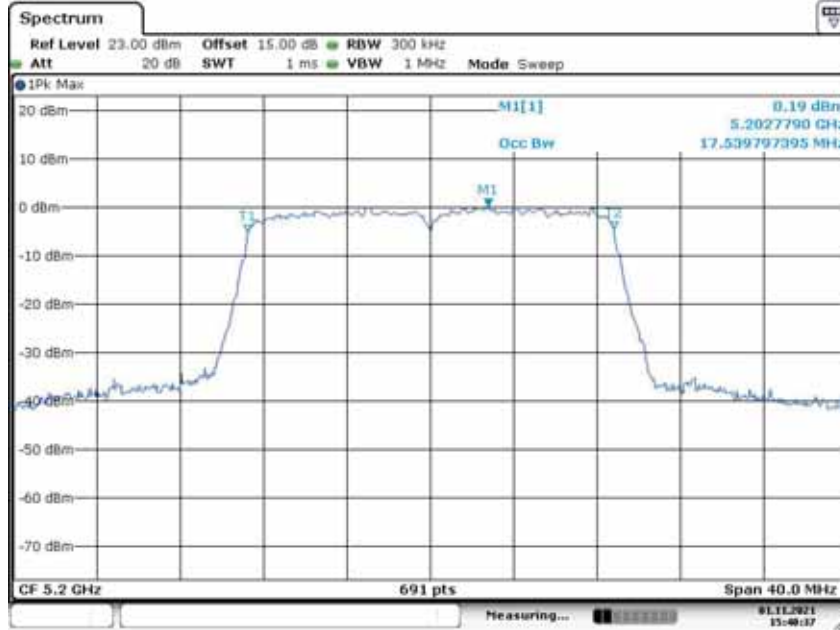




99% & -26 dB Emission Bandwidth  
 Test Model 802.11n-HT20

U-NII - 1  
 Frequency(MHz)

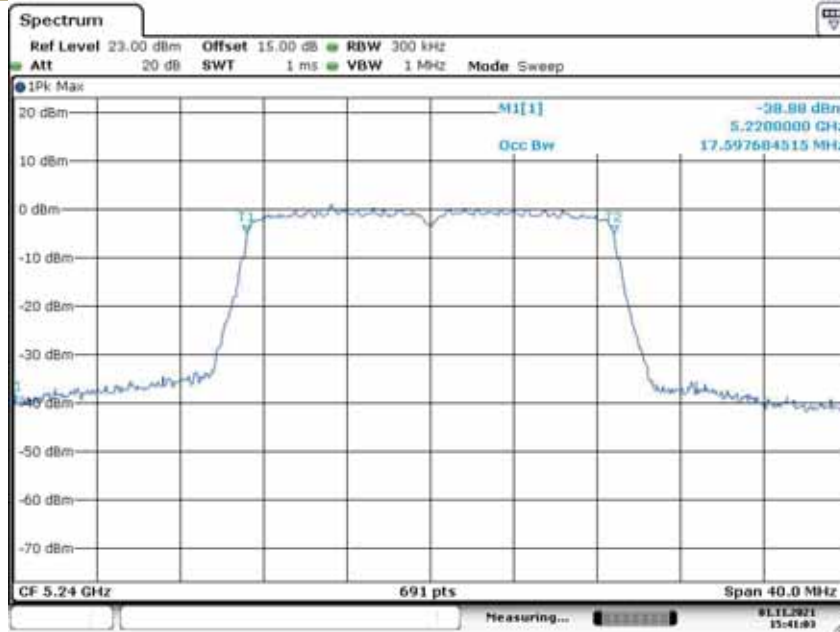
5200



99% & -26 dB Emission Bandwidth  
Test Model 802.11n-HT20

U-NII - 1  
Frequency(MHz)

5240



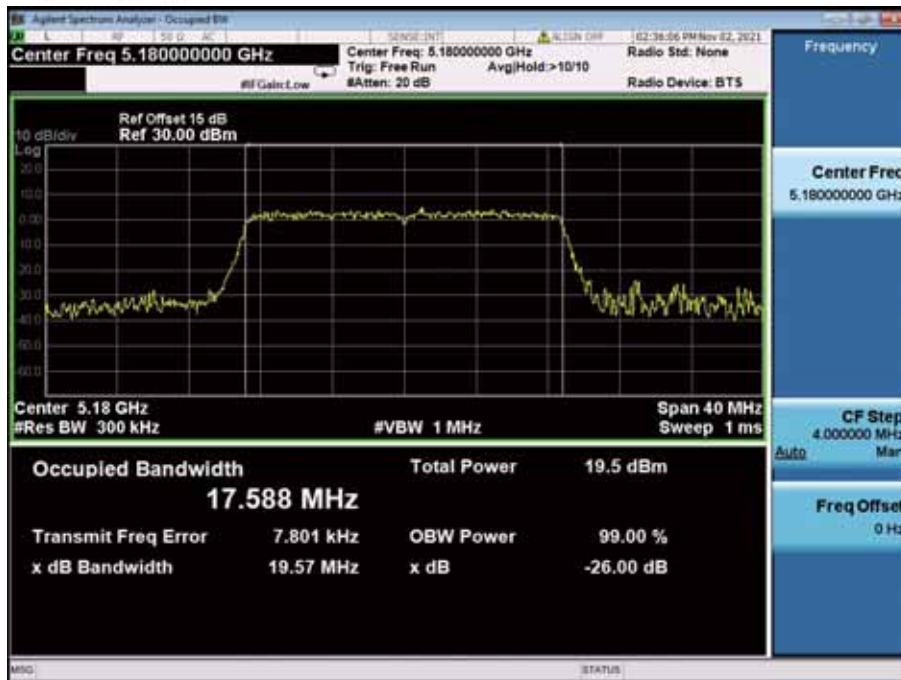
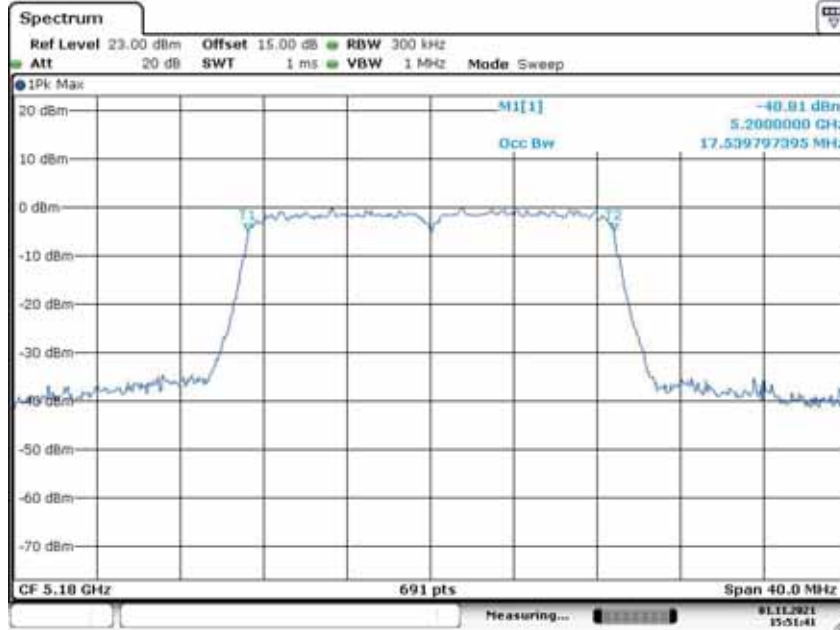
Date: 1 NOV 2021 15:41:03



99% & -26 dB Emission Bandwidth  
Test Model 802.11ac(HT20)

U-NII - 1  
Frequency(MHz)

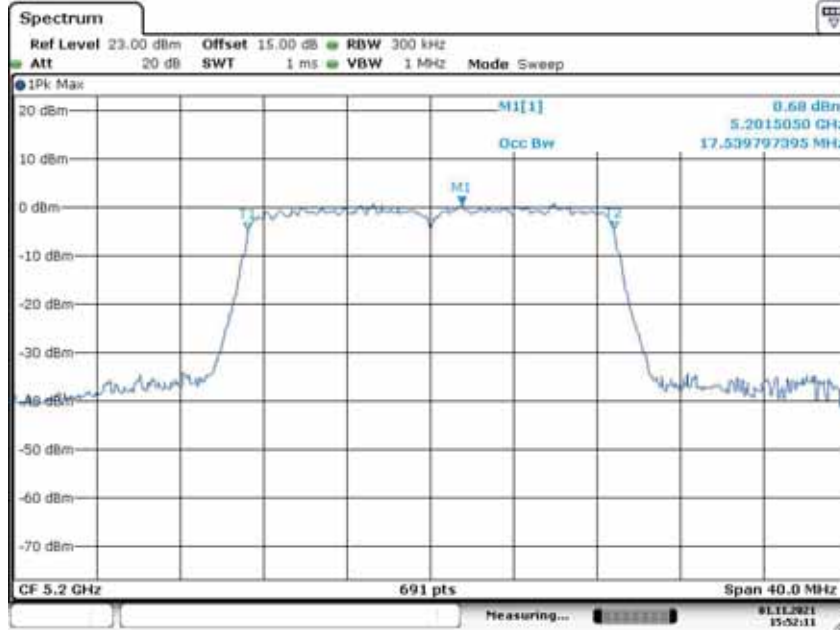
5180



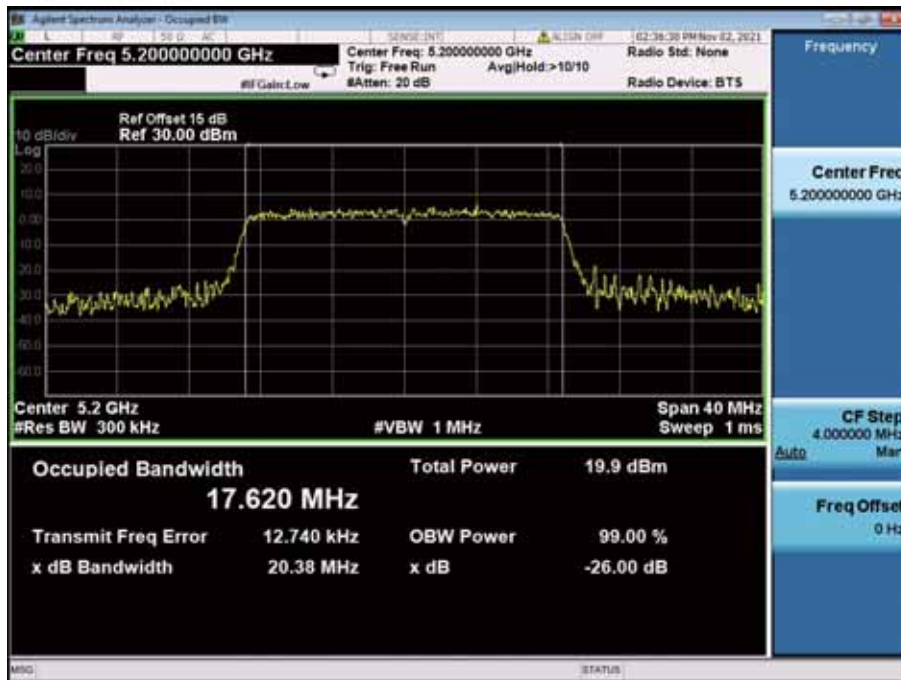
99% & -26 dB Emission Bandwidth  
Test Model 802.11ac(HT20)

U-NII - 1  
Frequency(MHz)

5200



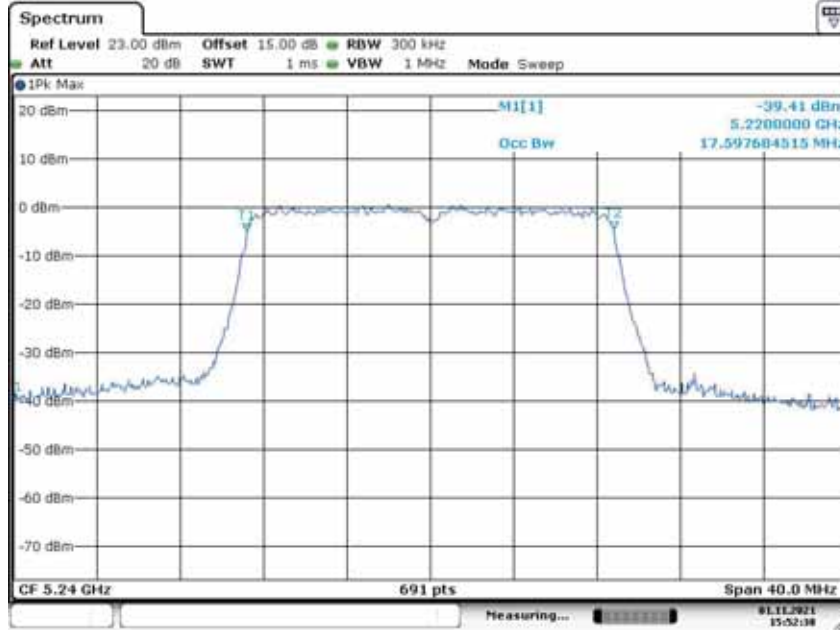
Date: 1 NOV 2021 15:52:11



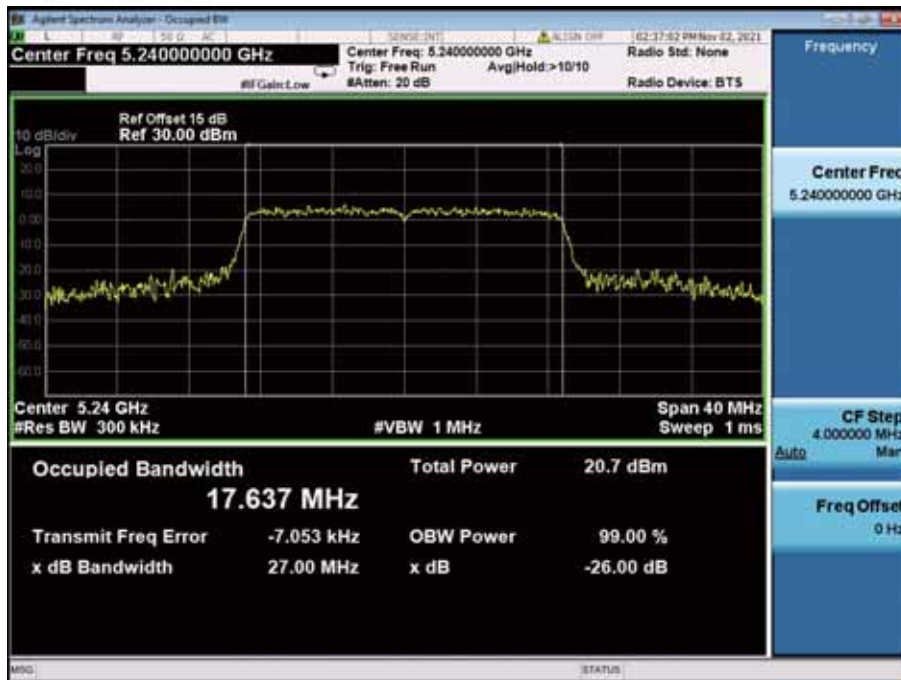
99% & -26 dB Emission Bandwidth  
Test Model 802.11ac(HT20)

U-NII - 1  
Frequency(MHz)

5240



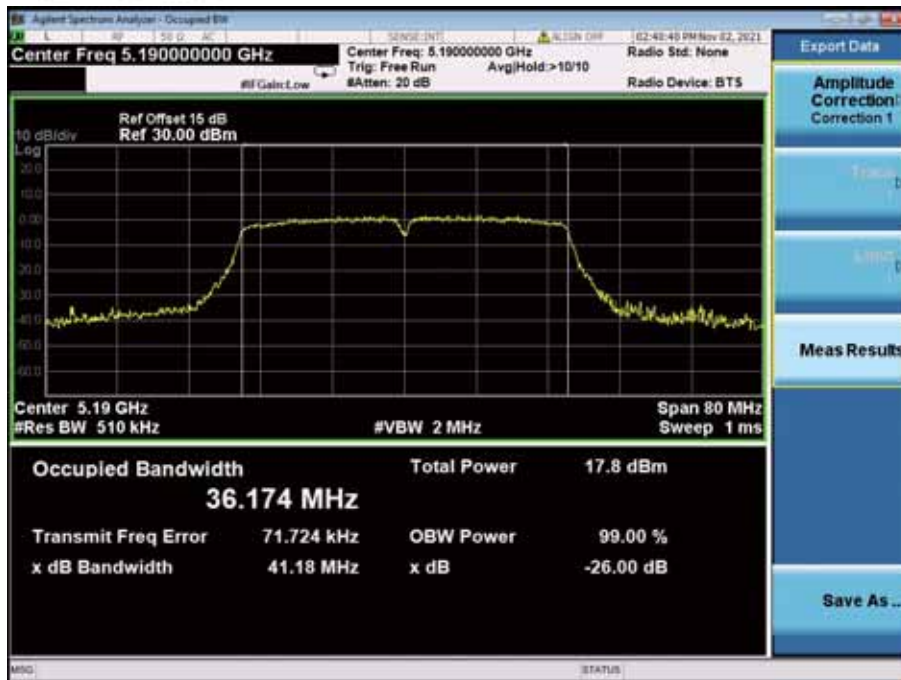
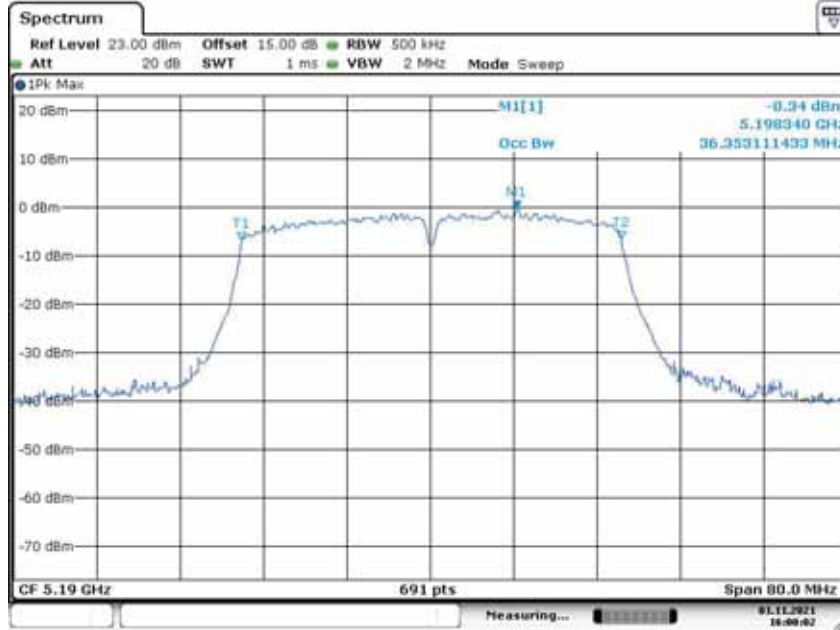
Date: 1 NOV 2021 15:52:38



99% & -26 dB Emission Bandwidth  
 Test Model 802.11n-HT40

U-NII - 1  
 Frequency(MHz)

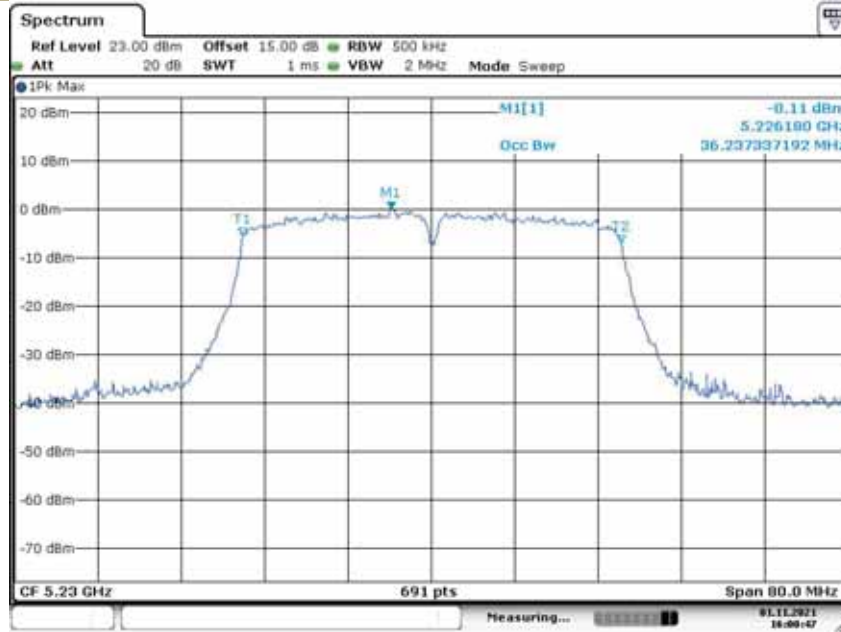
5190



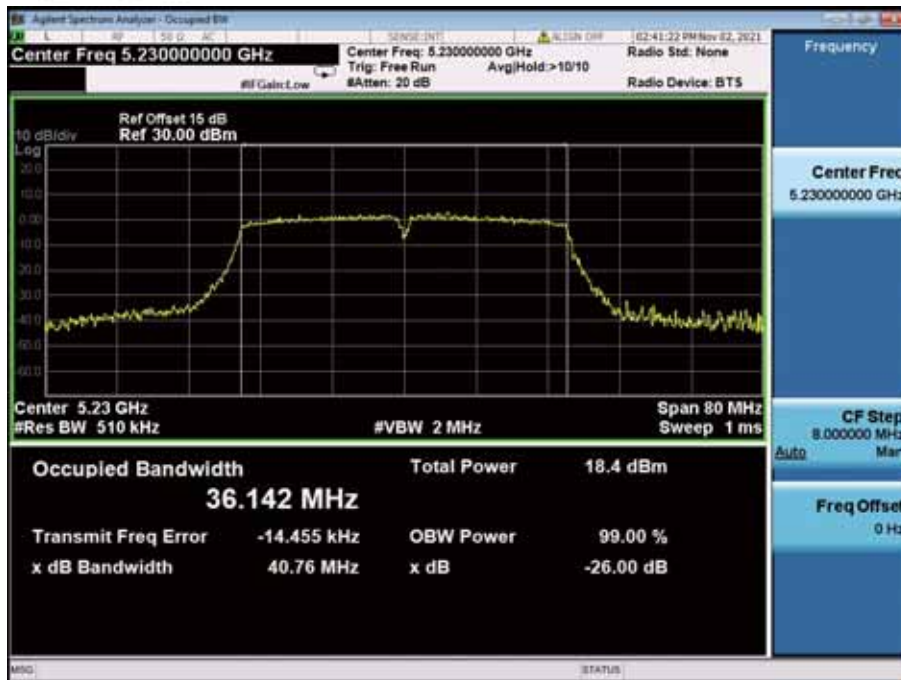
99% & -26 dB Emission Bandwidth  
Test Model 802.11n-HT40

U-NII - 1  
Frequency(MHz)

5230



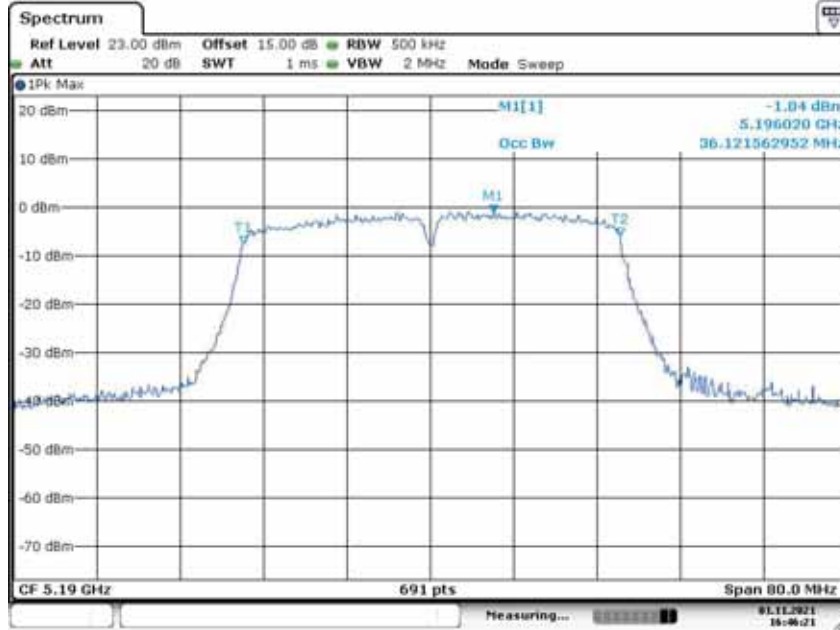
Date: 1 NOV 2021 16:00:47



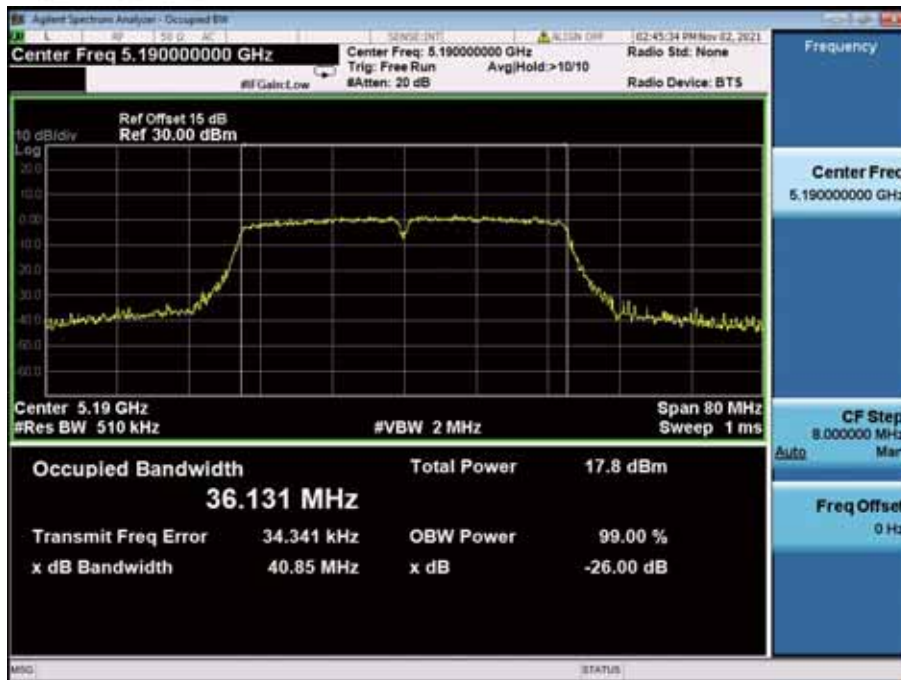
99% & -26 dB Emission Bandwidth  
Test Model 802.11ac(HT40)

U-NII - 1  
Frequency(MHz)

5190



Date: 1 NOV 2021 16:46:21

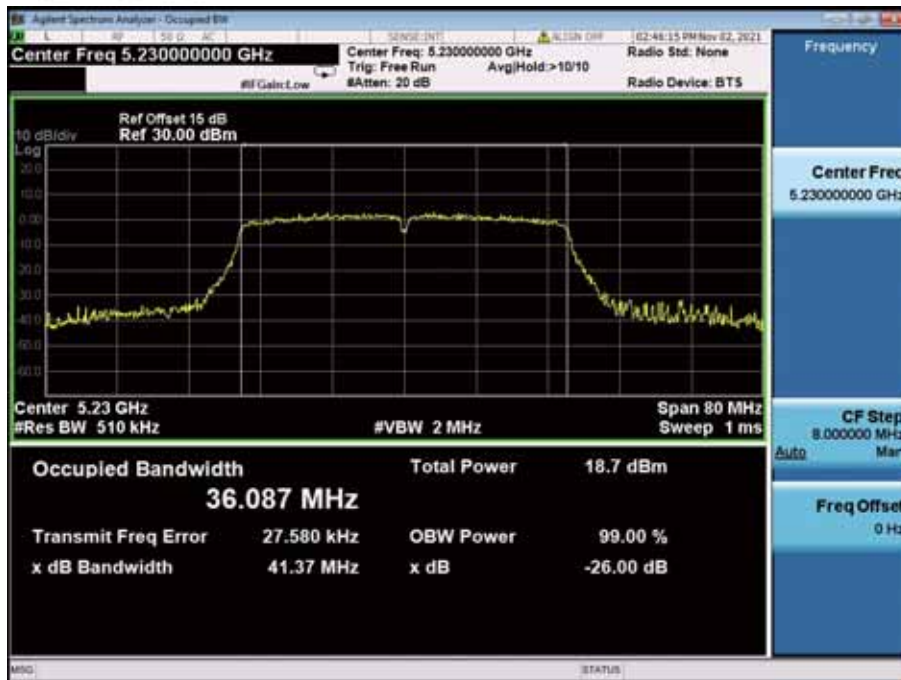
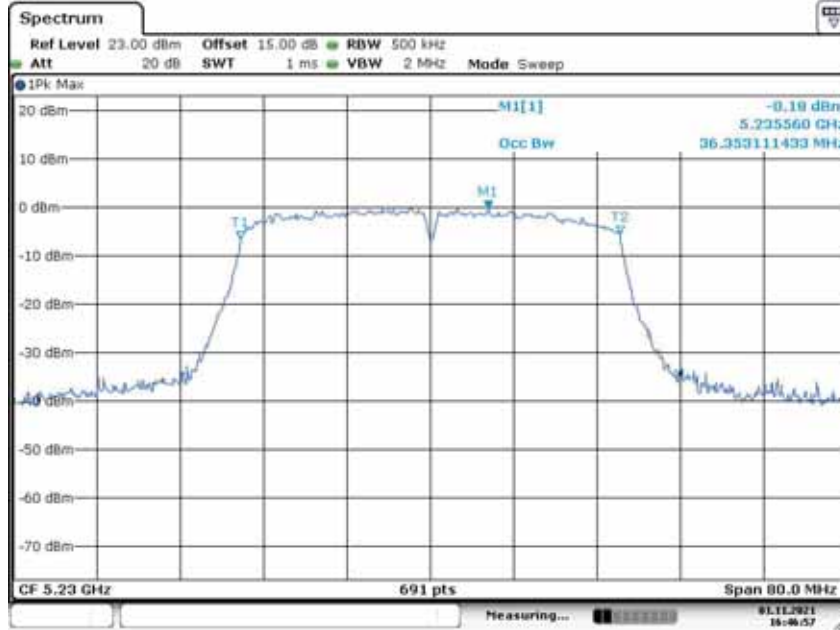




99% & -26 dB Emission Bandwidth  
 Test Model 802.11ac(HT40)

U-NII - 1  
 Frequency(MHz)

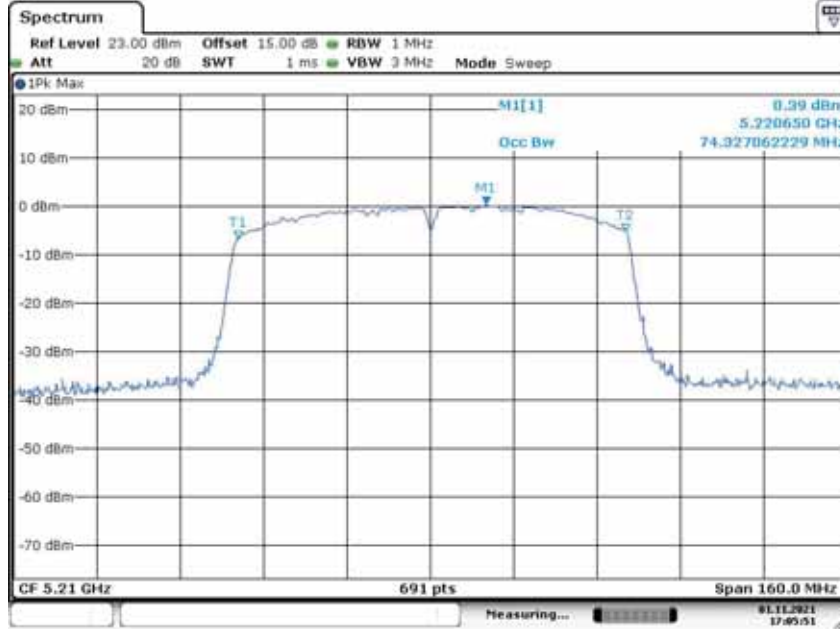
5230



99% & -26 dB Emission Bandwidth  
Test Model 802.11ac 80

U-NII - 1  
Frequency(MHz)

5210



Date: 1 NOV 2021 17:05:52



## 5250-5350MHz

## Antenna A

Test Mode	Test Channel MHz		26 dB Bandwidth MHz	99% Bandwidth MHz	Verdict
802.11a	CH52	5260	21.39	16.671	Pass
	CH56	5280	24.01	16.671	Pass
	CH64	5320	30.02	16.729	Pass
802.11n-HT20	CH52	5260	27.69	17.830	Pass
	CH56	5280	23.37	17.771	Pass
	CH64	5320	27.49	18.119	Pass
802.11ac(HT20)	CH52	5260	25.30	17.830	Pass
	CH56	5280	22.18	17.830	Pass
	CH64	5320	34.28	18.003	Pass
802.11n-HT40	CH54	5270	46.35	36.353	Pass
	CH62	5310	48.35	36.353	Pass
802.11ac(HT40)	CH54	5270	58.81	36.122	Pass
	CH62	5310	57.35	36.237	Pass
802.11ac(HT80)	CH58	5290	81.11	75.253	Pass

## Antenna B

Test Mode	Test Channel MHz		26 dB Bandwidth MHz	99% Bandwidth MHz	Verdict
802.11a	CH52	5260	37.02	16.382	Pass
	CH56	5280	34.89	16.440	Pass
	CH64	5320	34.04	16.440	Pass
802.11n-HT20	CH52	5260	26.20	17.540	Pass
	CH56	5280	27.37	17.598	Pass
	CH64	5320	26.93	17.598	Pass
802.11ac(HT20)	CH52	5260	26.67	17.540	Pass
	CH56	5280	32.69	17.598	Pass
	CH64	5320	29.78	17.598	Pass
802.11n-HT40	CH54	5270	40.96	36.237	Pass
	CH62	5310	40.82	36.122	Pass
802.11ac(HT40)	CH54	5270	41.64	36.353	Pass
	CH62	5310	40.73	36.237	Pass
802.11ac(HT80)	CH58	5290	81.04	74.559	Pass

Antenna A

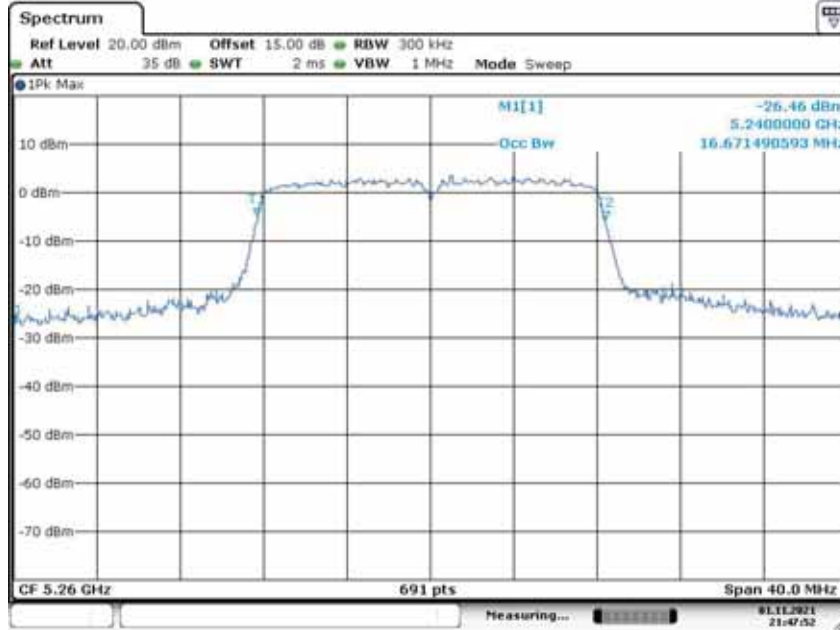
99% & -26 dB Emission Bandwidth

U-NII – 2A

Test Model 802.11a

Frequency(MHz)

5260



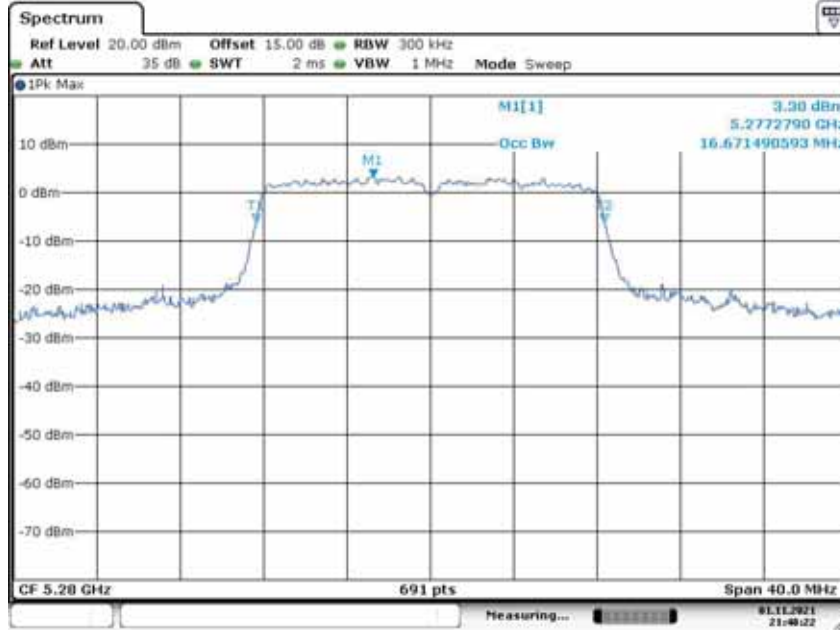
Date: 1 NOV 2021 21:47:52



99% & -26 dB Emission Bandwidth  
Test Model 802.11a

U-NII – 2A  
Frequency(MHz)

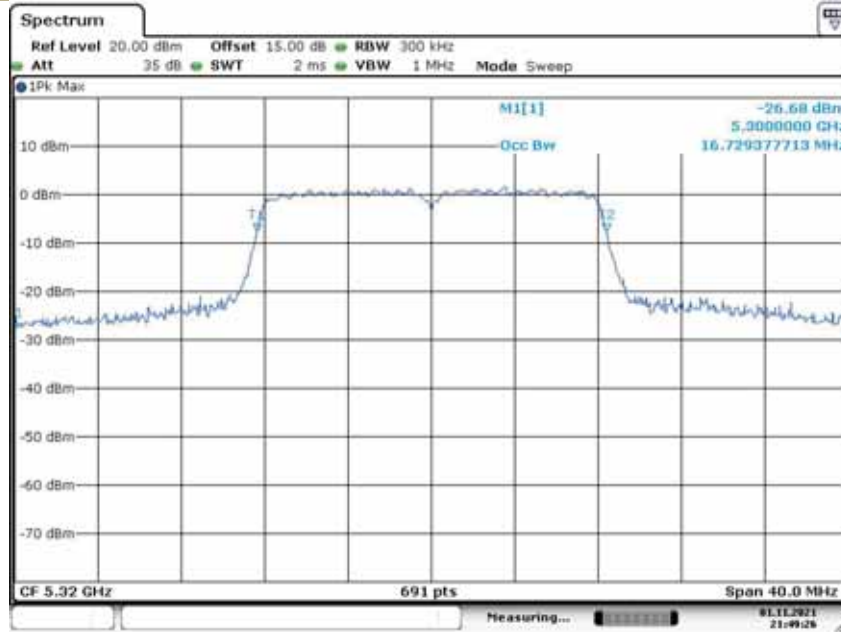
5280



Date: 1 NOV 2021 21:48:22



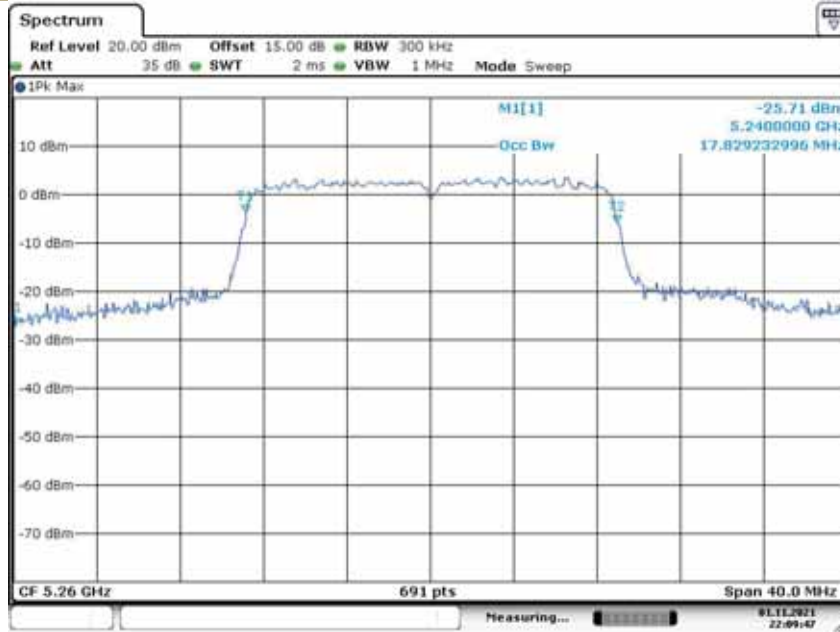
99% & -26 dB Emission Bandwidth                      U-NII – 2A  
 Test Model 802.11a                                      Frequency(MHz)                                      5320



99% & -26 dB Emission Bandwidth  
 Test Model 802.11n-HT20

U-NII – 2A  
 Frequency(MHz)

5260



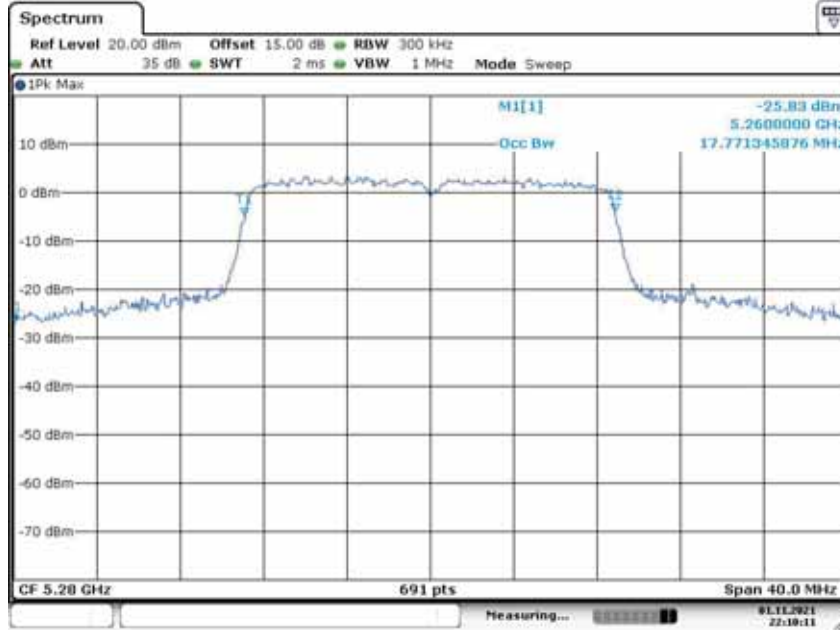
Date: 1 NOV 2021 22:09:47



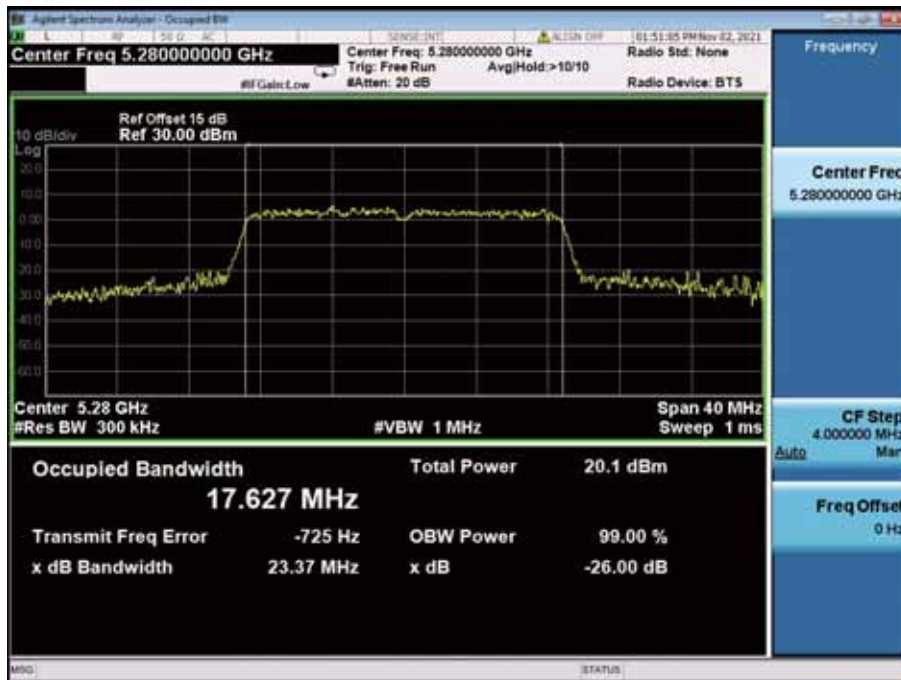
99% & -26 dB Emission Bandwidth  
 Test Model 802.11n-HT20

U-NII – 2A  
 Frequency(MHz)

5280



Date: 1 NOV 2021 22:10:12

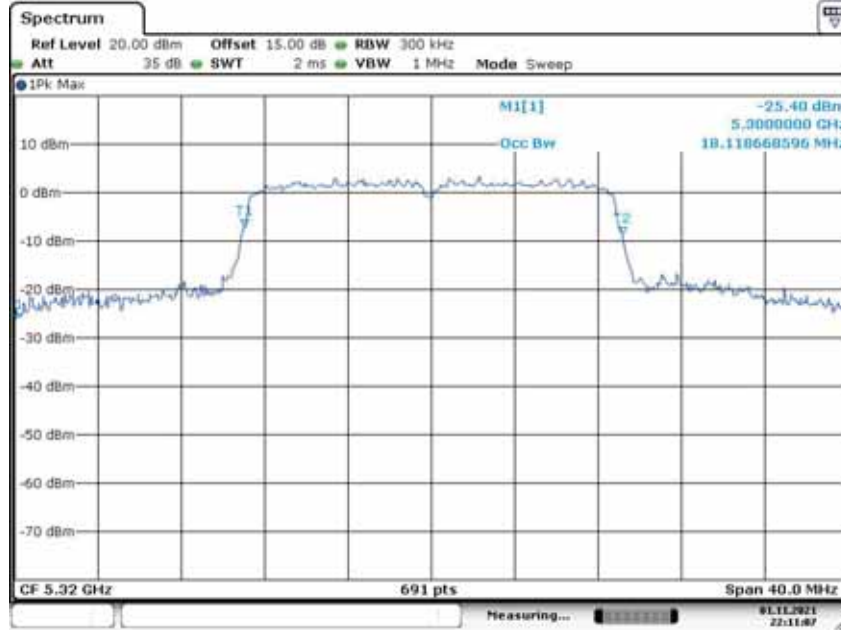




99% & -26 dB Emission Bandwidth  
Test Model 802.11n-HT20

U-NII – 2A  
Frequency(MHz)

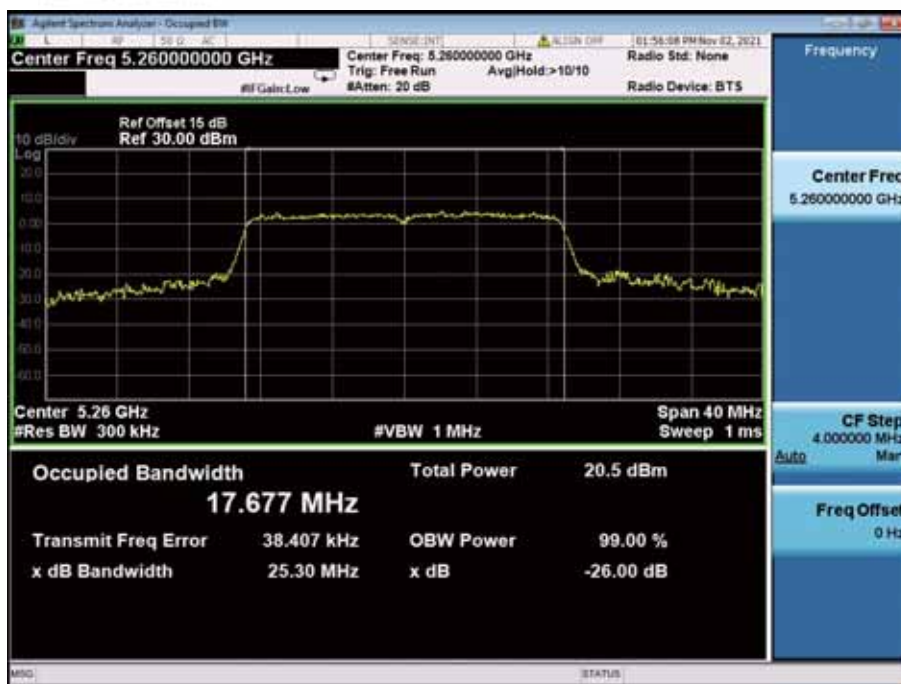
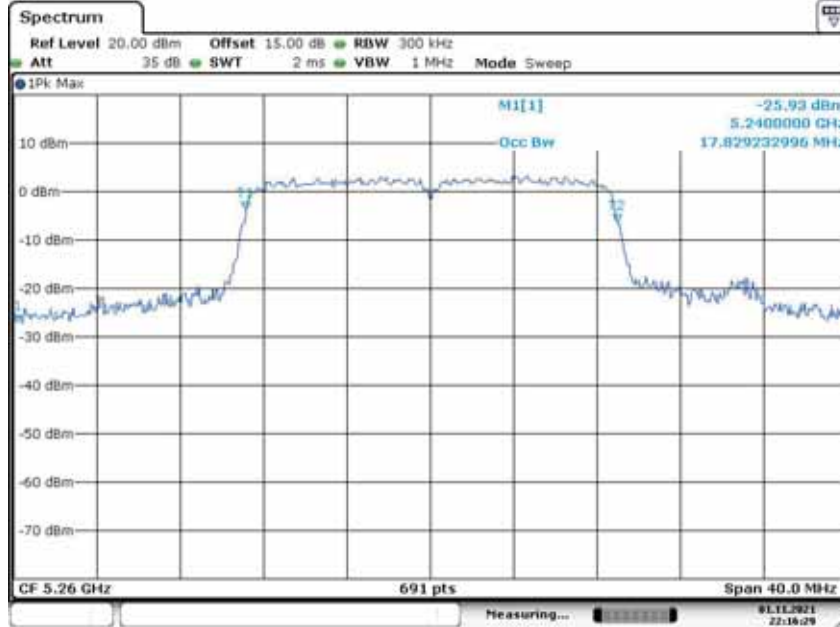
5320



99% & -26 dB Emission Bandwidth  
 Test Model 802.11ac(HT20)

U-NII – 2A  
 Frequency(MHz)

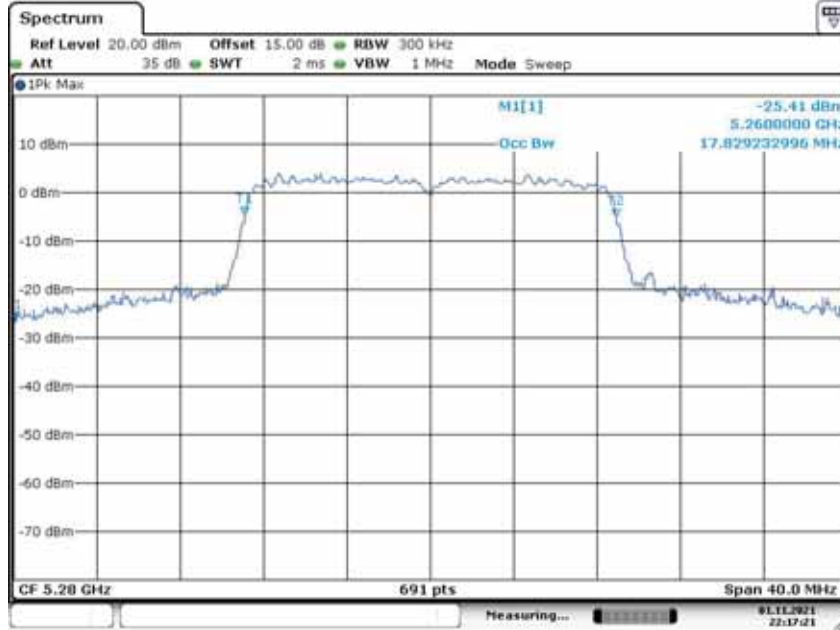
5260



99% & -26 dB Emission Bandwidth  
 Test Model 802.11ac(HT20)

U-NII – 2A  
 Frequency(MHz)

5280



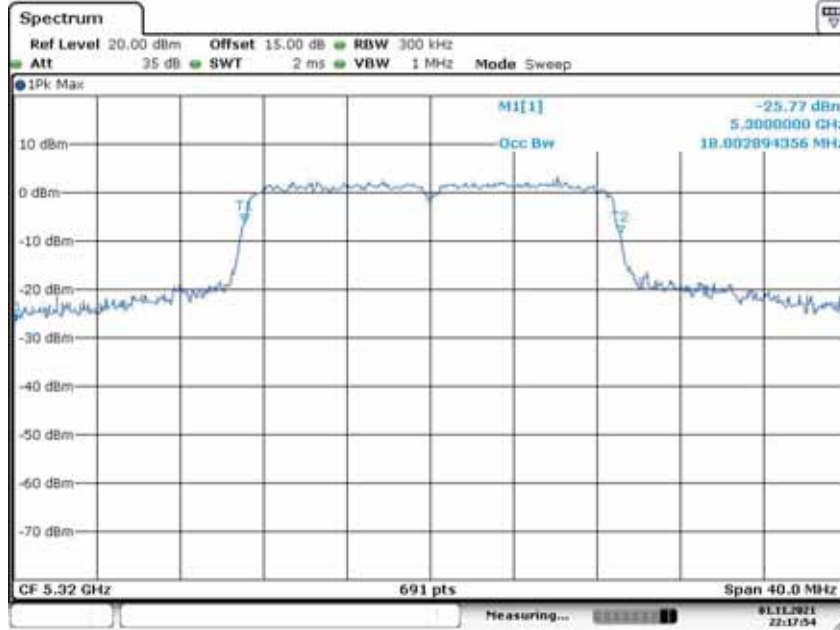
Date: 1 NOV 2021 22:17:21



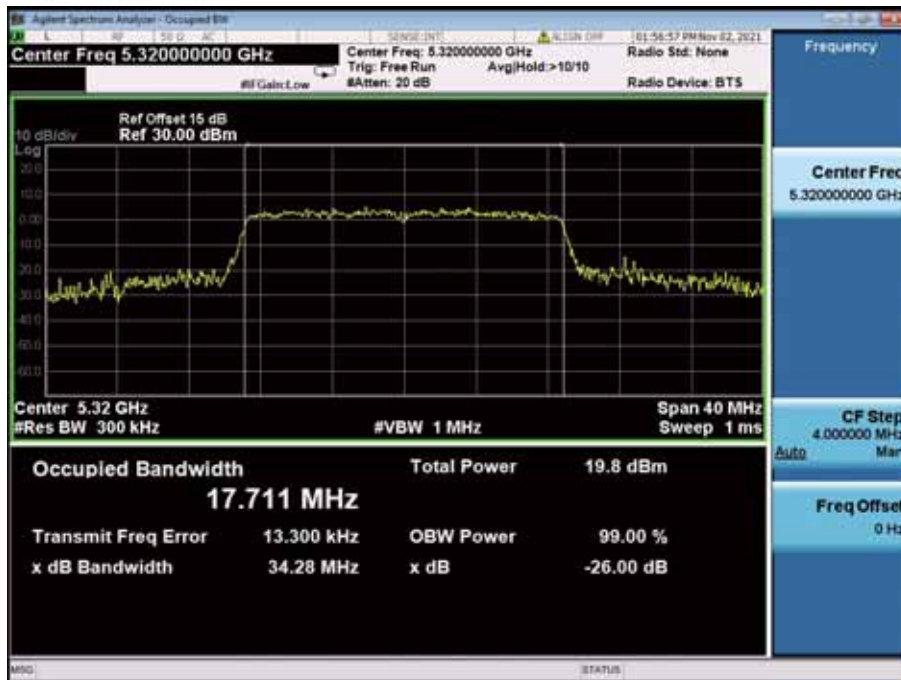
99% & -26 dB Emission Bandwidth  
Test Model 802.11ac(HT20)

U-NII – 2A  
Frequency(MHz)

5320



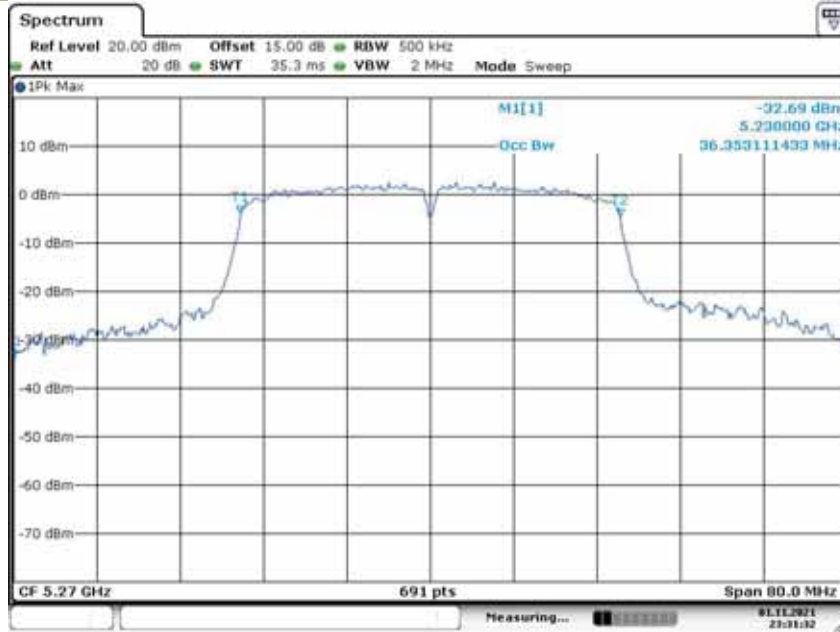
Date: 1 NOV 2021 22:17:54



99% & -26 dB Emission Bandwidth  
 Test Model 802.11n-HT40

U-NII – 2A  
 Frequency(MHz)

5270



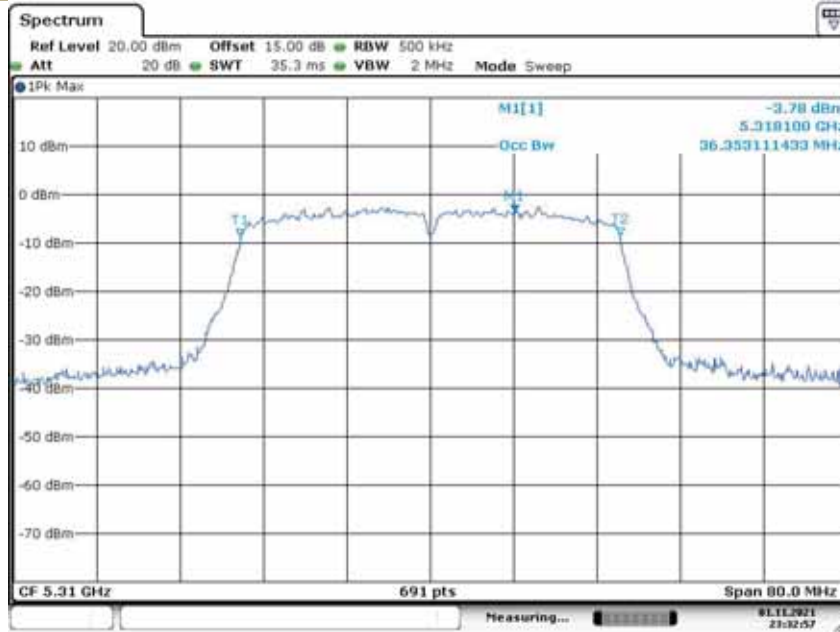
Date: 1 NOV 2021 23:31:32



99% & -26 dB Emission Bandwidth  
 Test Model 802.11n-HT40

U-NII – 2A  
 Frequency(MHz)

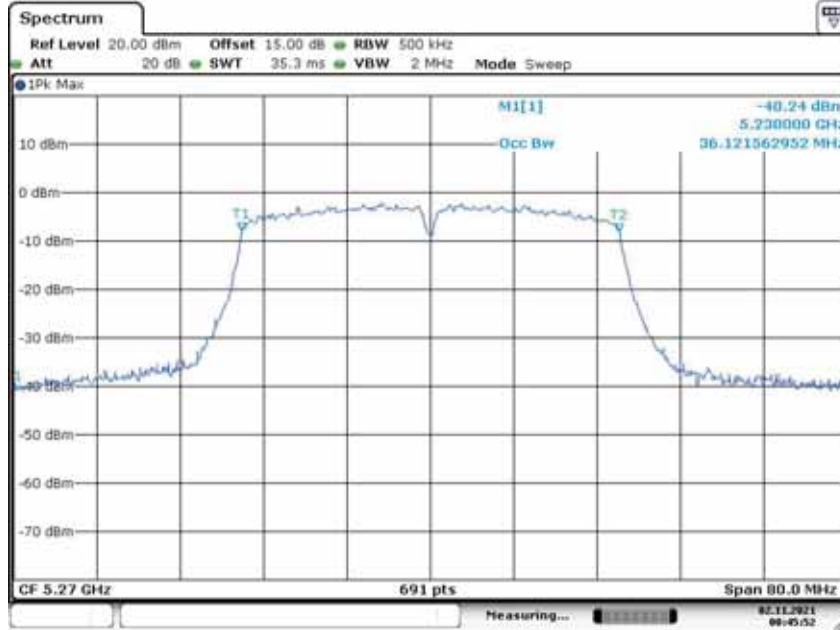
5310



99% & -26 dB Emission Bandwidth  
 Test Model 802.11ac(HT40)

U-NII – 2A  
 Frequency(MHz)

5270



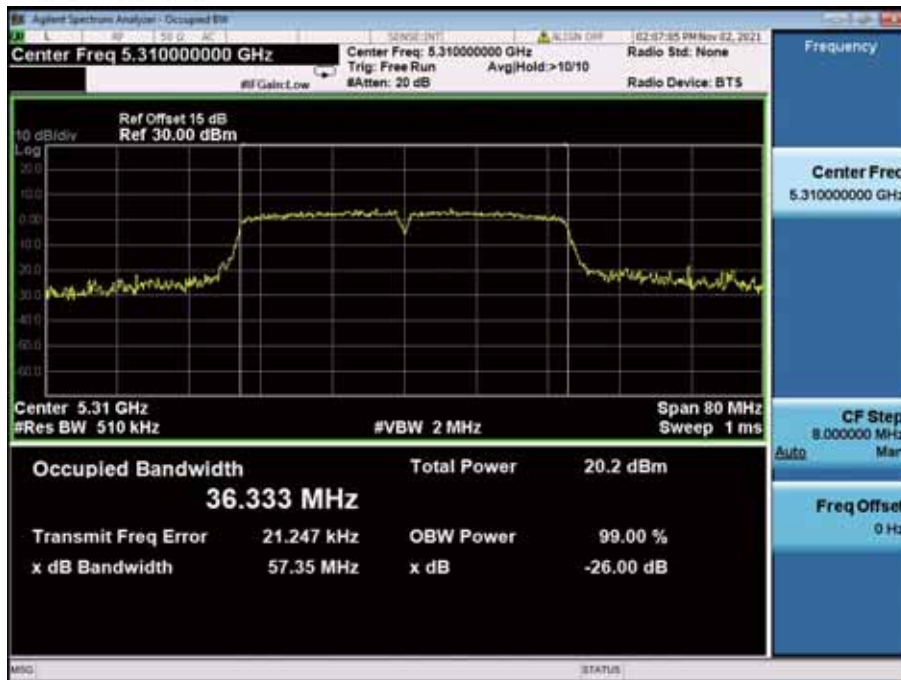
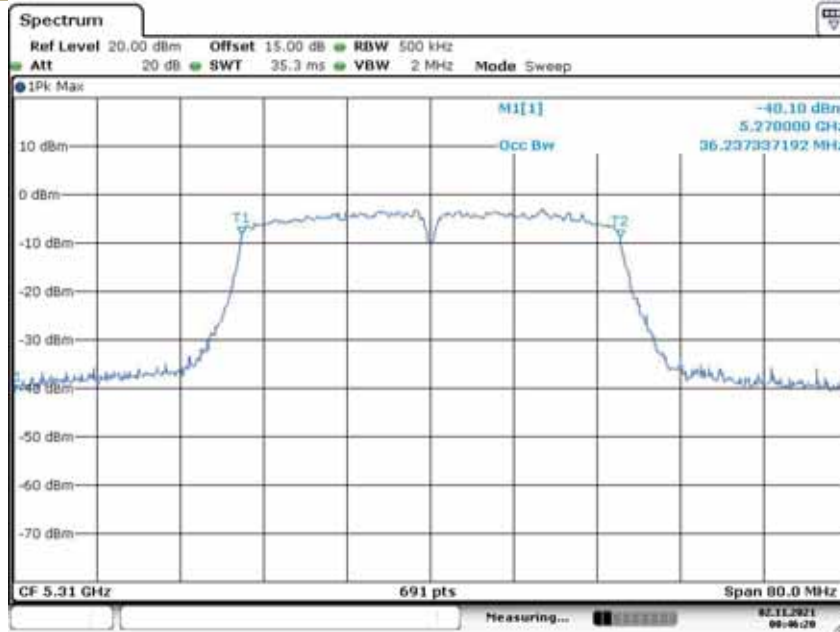
Date: 2 NOV 2021 00:45:52



99% & -26 dB Emission Bandwidth  
 Test Model 802.11ac(HT40)

U-NII – 2A  
 Frequency(MHz)

5310

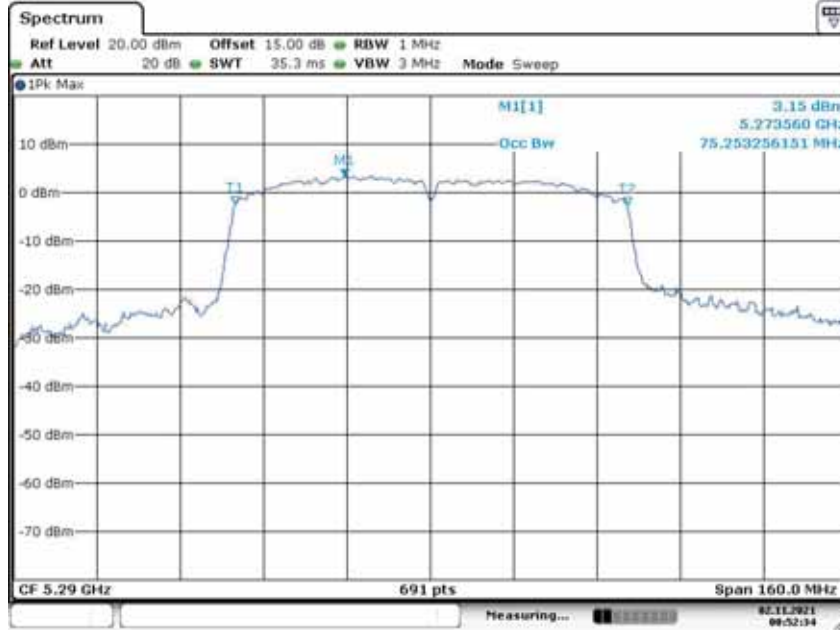




99% & -26 dB Emission Bandwidth  
Test Model 802.11ac 80

U-NII – 2A  
Frequency(MHz)

5290



Date: 2 NOV 2021 00:52:34



Antenna B

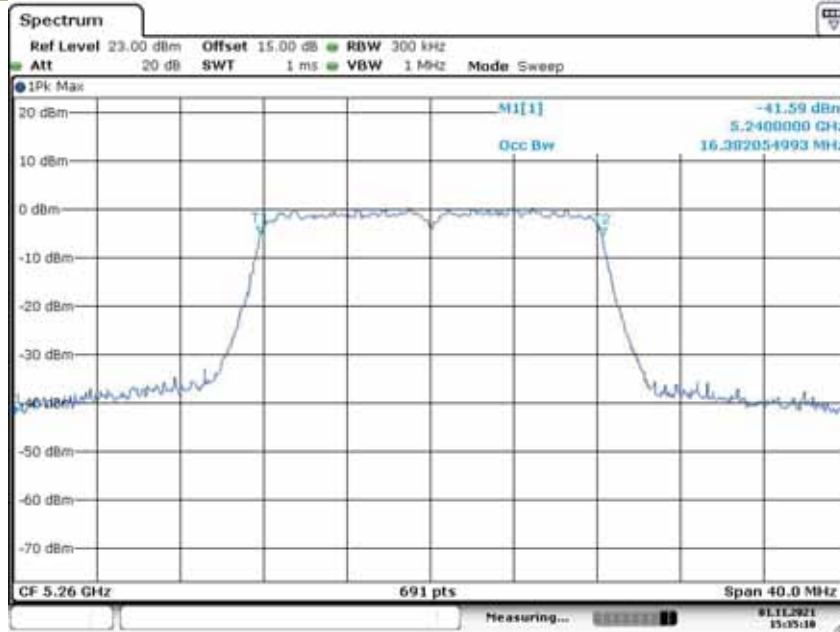
99% & -26 dB Emission Bandwidth

U-NII – 2A

Test Model 802.11a

Frequency(MHz)

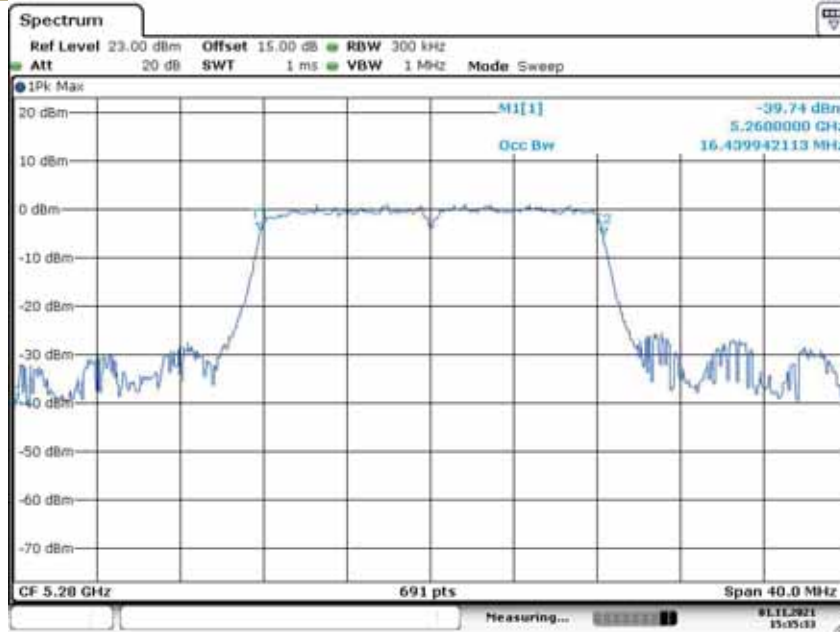
5260



99% & -26 dB Emission Bandwidth  
Test Model 802.11a

U-NII – 2A  
Frequency(MHz)

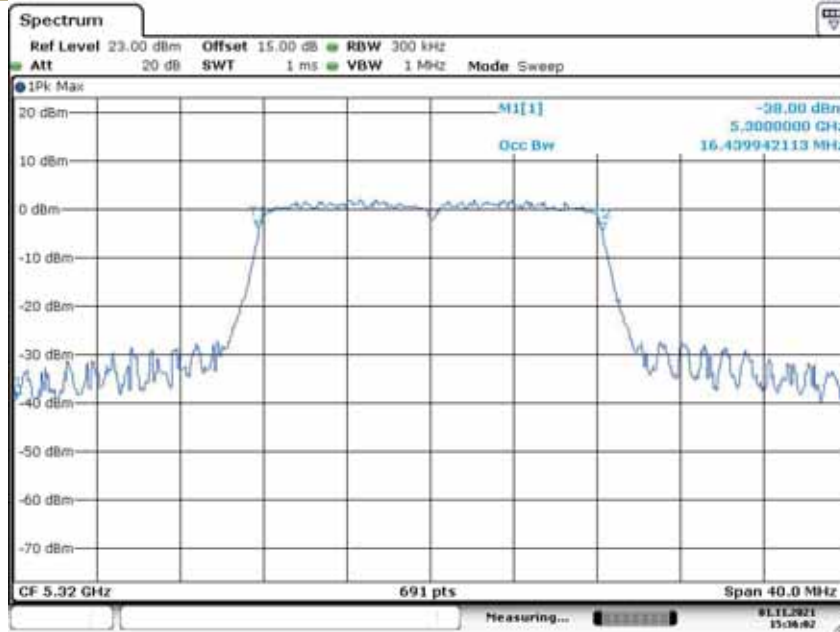
5280



99% & -26 dB Emission Bandwidth  
Test Model 802.11a

U-NII – 2A  
Frequency(MHz)

5320



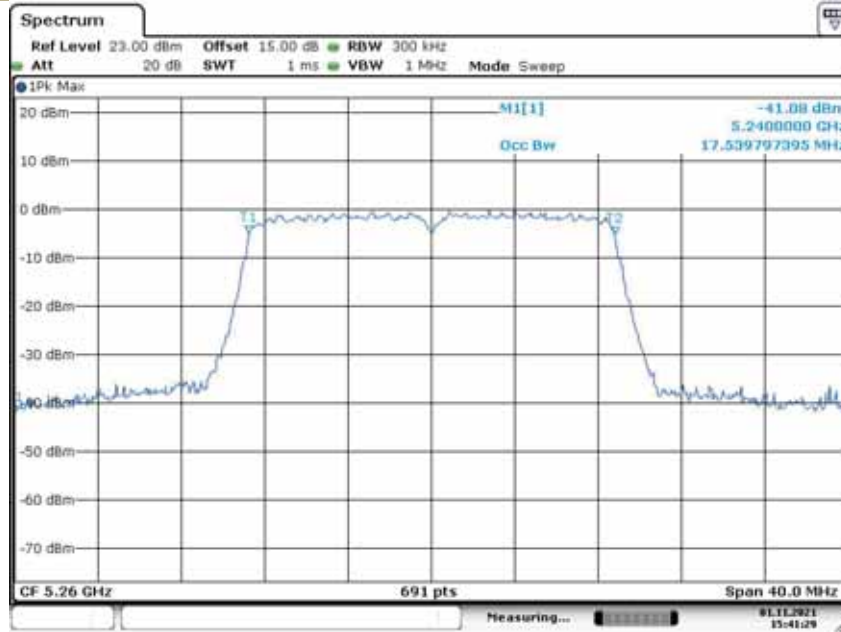
Date: 1 NOV 2021 15:36:02



99% & -26 dB Emission Bandwidth  
Test Model 802.11n-HT20

U-NII – 2A  
Frequency(MHz)

5260



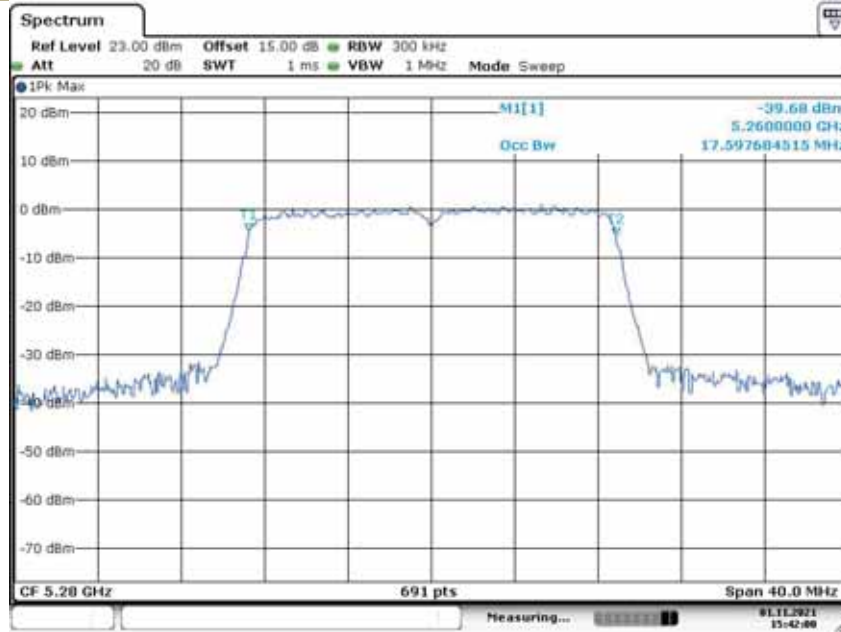
Date: 1 NOV 2021 15:41:30



99% & -26 dB Emission Bandwidth  
Test Model 802.11n-HT20

U-NII – 2A  
Frequency(MHz)

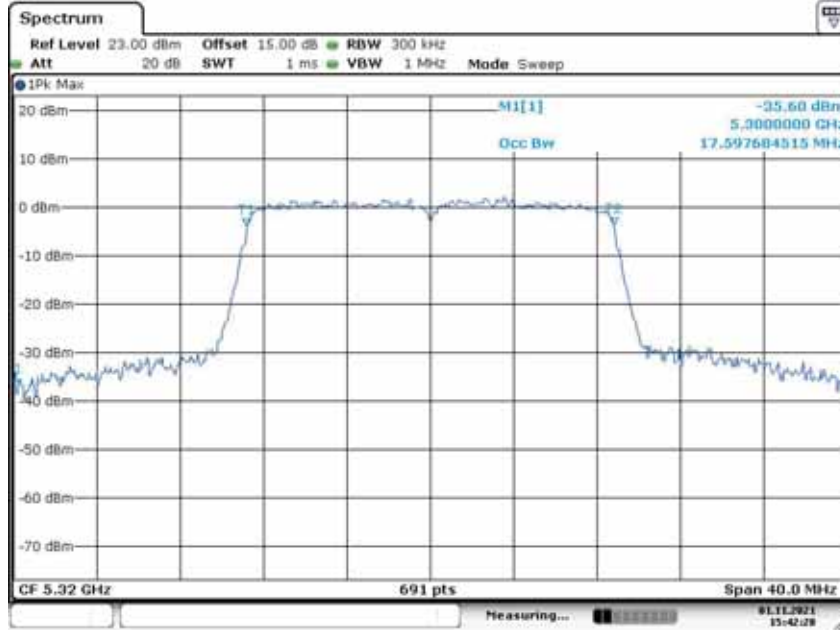
5280



99% & -26 dB Emission Bandwidth  
 Test Model 802.11n-HT20

U-NII – 2A  
 Frequency(MHz)

5320



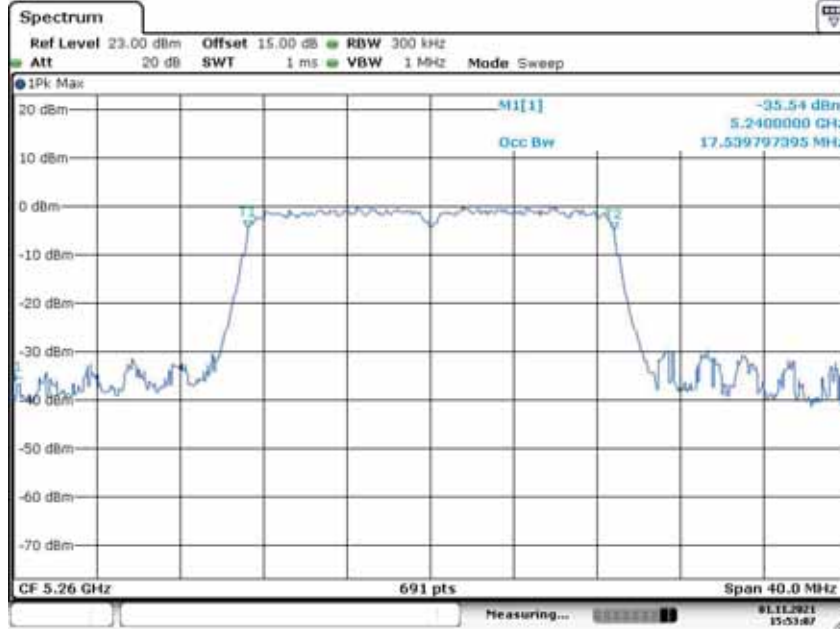
Date: 1 NOV 2021 15:42:29



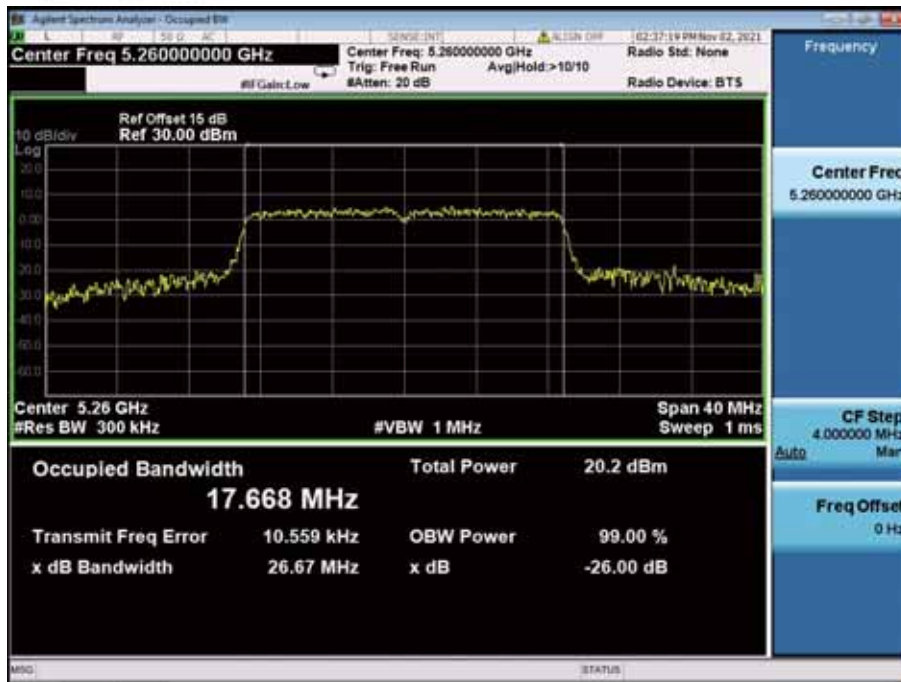
99% & -26 dB Emission Bandwidth  
Test Model 802.11ac(HT20)

U-NII – 2A  
Frequency(MHz)

5260



Date: 1 NOV 2021 15:53:07

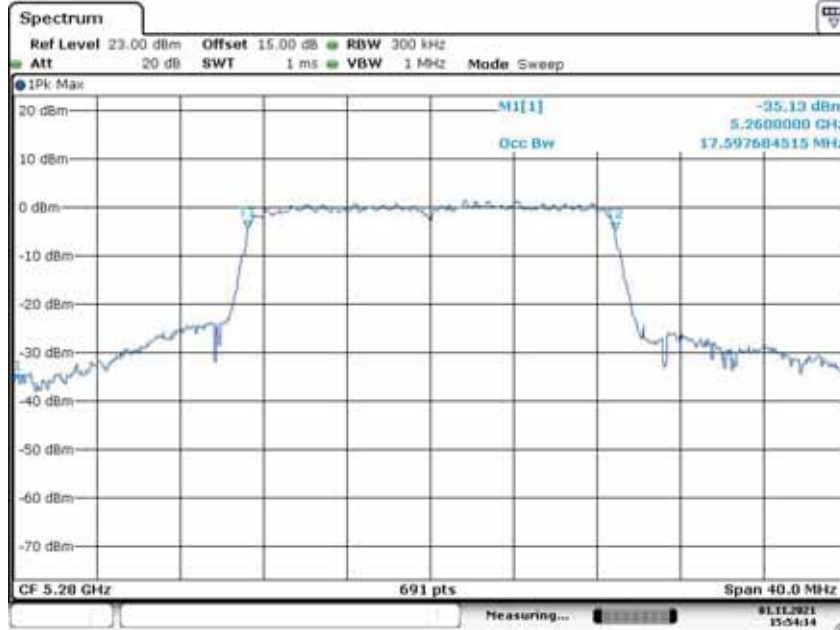




99% & -26 dB Emission Bandwidth  
Test Model 802.11ac(HT20)

U-NII – 2A  
Frequency(MHz)

5280



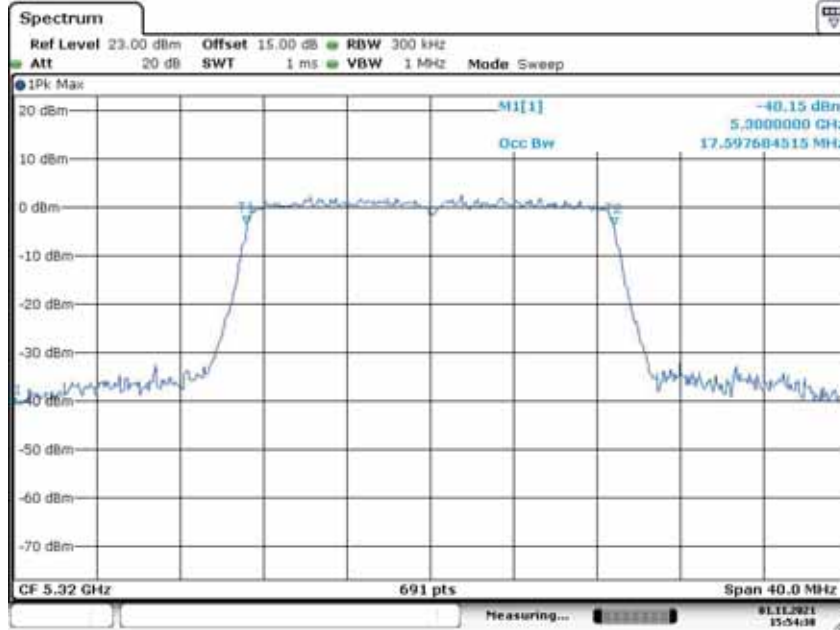
Date: 1 NOV 2021 15:54:14



99% & -26 dB Emission Bandwidth  
Test Model 802.11ac(HT20)

U-NII – 2A  
Frequency(MHz)

5320



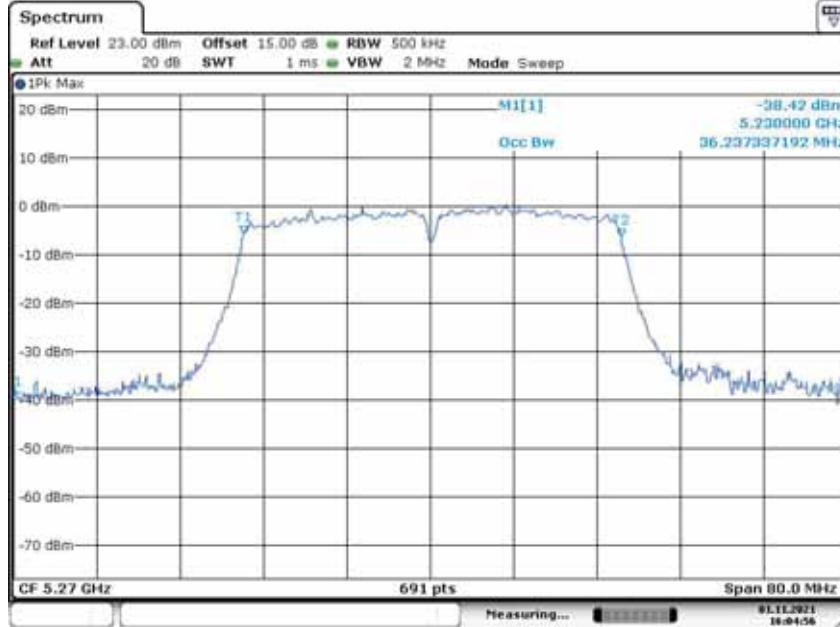
Date: 1 NOV 2021 15:54:39



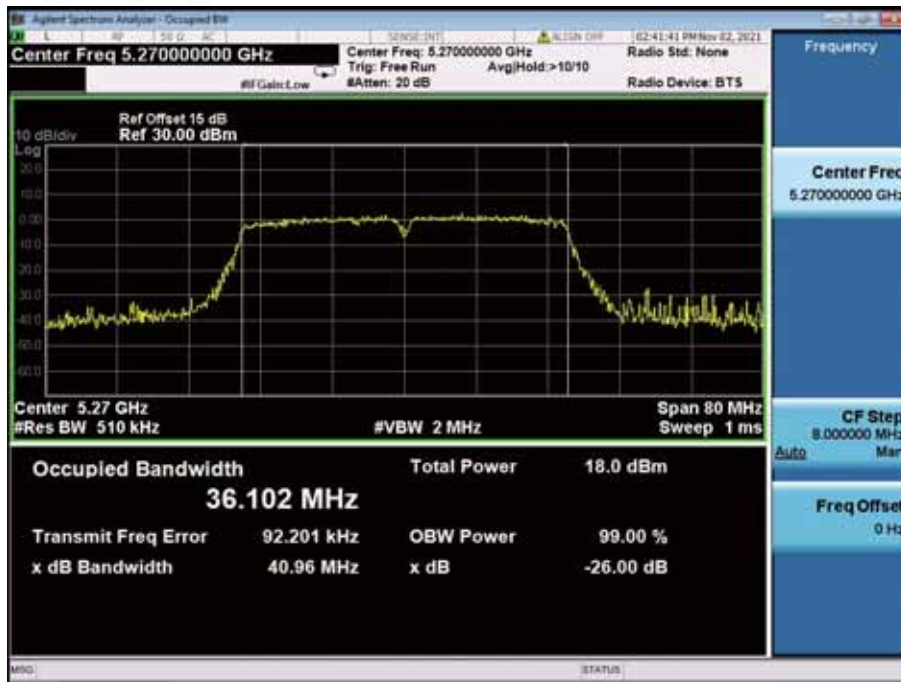
99% & -26 dB Emission Bandwidth  
Test Model 802.11n-HT40

U-NII – 2A  
Frequency(MHz)

5270



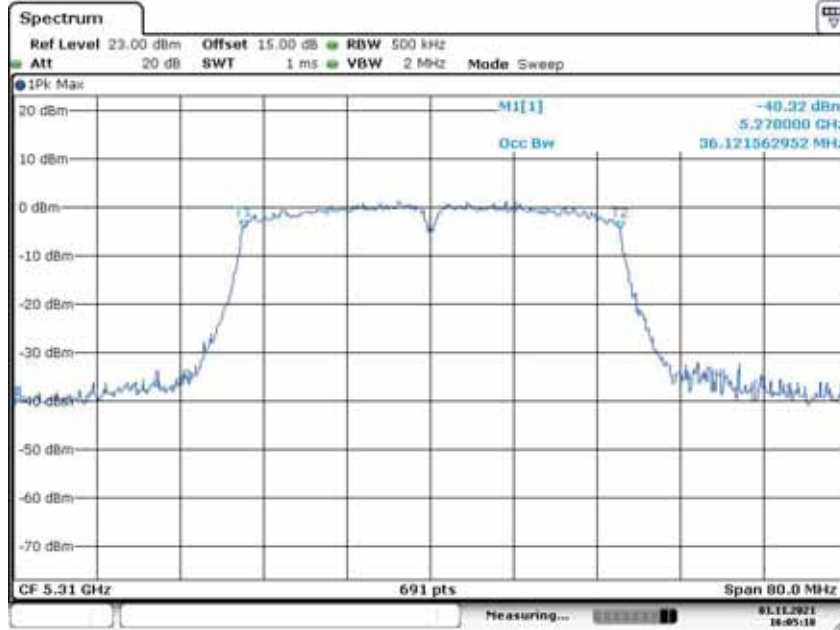
Date: 1 NOV 2021 16:04:56



99% & -26 dB Emission Bandwidth  
Test Model 802.11n-HT40

U-NII – 2A  
Frequency(MHz)

5310



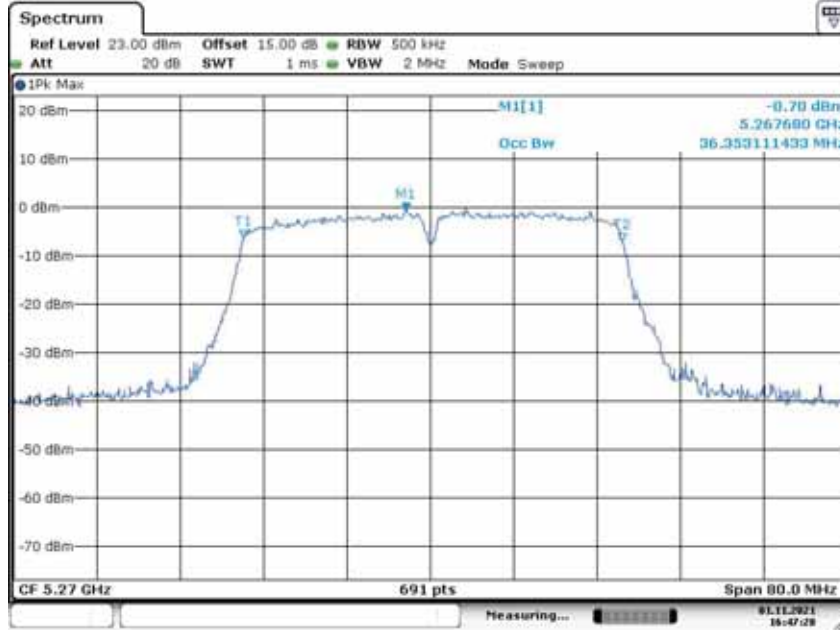
Date: 1 NOV 2021 16:05:19



99% & -26 dB Emission Bandwidth  
Test Model 802.11ac(HT40)

U-NII – 2A  
Frequency(MHz)

5270



99% & -26 dB Emission Bandwidth  
Test Model 802.11ac(HT40)

U-NII – 2A  
Frequency(MHz)

5310



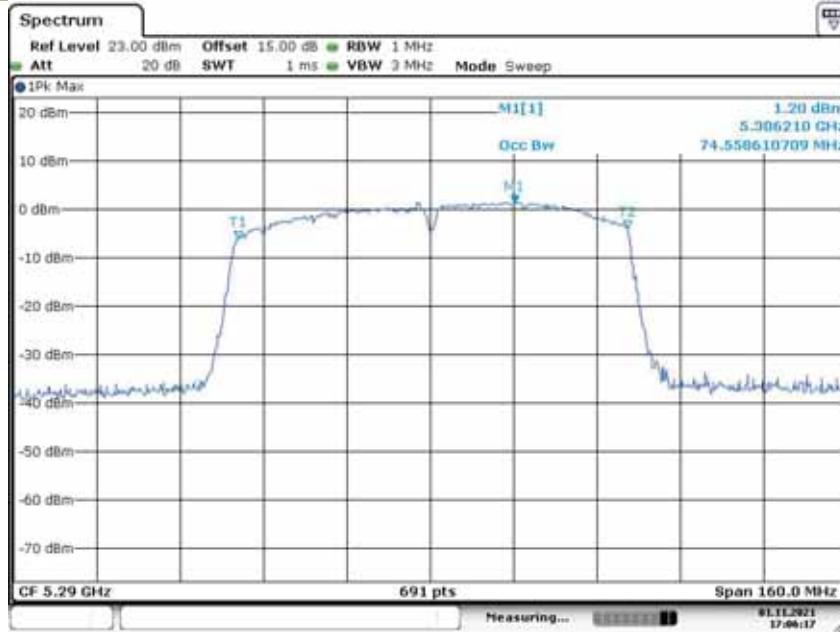
Date: 1 NOV 2021 16:48:09



99% & -26 dB Emission Bandwidth  
Test Model 802.11ac 80

U-NII – 2A  
Frequency(MHz)

5290



Date: 1 NOV 2021 17:06:17



## 5470-5725MHz

## Antenna A

Test Mode	Test Channel MHz		26dB Bandwidth MHz	99% Bandwidth MHz	Verdict
802.11a	CH100	5500	18.77	17.713	Pass
	CH116	5580	18.45	17.482	Pass
	CH140	5700	18.71	17.366	Pass
802.11n-HT20	CH100	5500	19.41	18.292	Pass
	CH116	5580	19.55	18.177	Pass
	CH140	5700	20.88	18.119	Pass
802.11ac(HT20)	CH100	5500	19.66	18.408	Pass
	CH116	5580	19.47	18.119	Pass
	CH140	5700	19.73	18.524	Pass
802.11n-HT40	CH102	5510	41.39	36.469	Pass
	CH134	5670	46.08	38.205	Pass
802.11ac(HT40)	CH102	5510	40.94	36.353	Pass
	CH134	5670	41.13	36.353	Pass
802.11ac(HT80)	CH106	5530	80.57	74.559	Pass

## Antenna B

Test Mode	Test Channel MHz		26dB Bandwidth MHz	99% Bandwidth MHz	Verdict
802.11a	CH100	5500	26.45	16.440	Pass
	CH116	5580	36.31	16.382	Pass
	CH140	5700	35.89	16.440	Pass
802.11n-HT20	CH100	5500	20.25	17.540	Pass
	CH116	5580	27.41	17.540	Pass
	CH140	5700	25.21	17.598	Pass
802.11ac(HT20)	CH100	5500	19.60	17.540	Pass
	CH116	5580	19.52	17.540	Pass
	CH140	5700	21.77	17.598	Pass
802.11n-HT40	CH102	5510	40.82	36.353	Pass
	CH134	5670	41.69	36.237	Pass
802.11ac(HT40)	CH102	5510	40.92	36.122	Pass
	CH134	5670	40.93	36.237	Pass
802.11ac(HT80)	CH106	5530	81.19	74.559	Pass



Antenna A

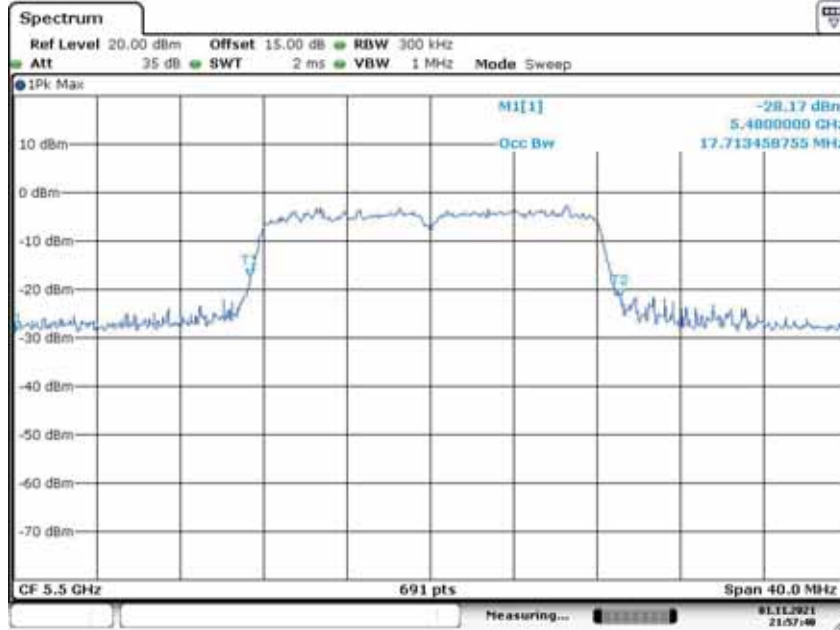
99% & -26 dB Emission Bandwidth

U-NII – 2C

Test Model 802.11a

Frequency(MHz)

5500



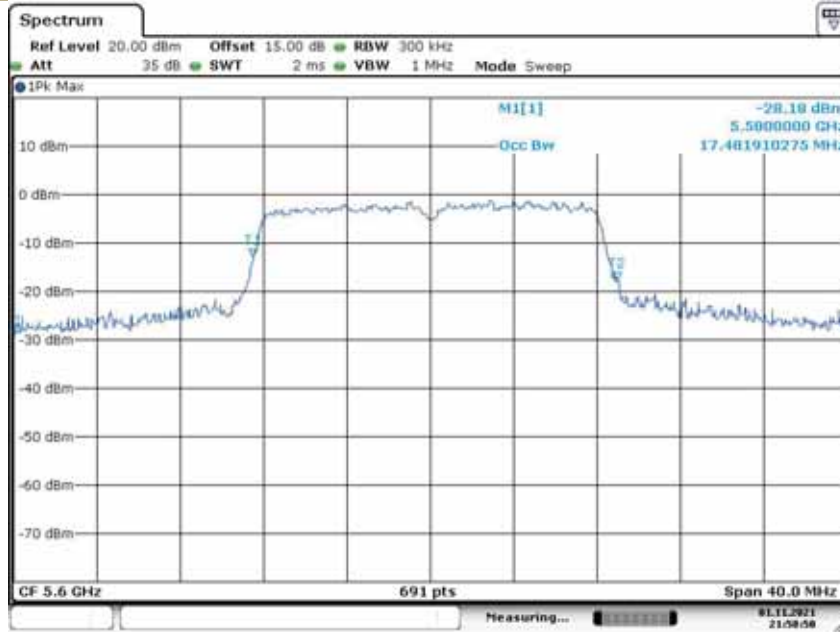
Date: 1 NOV 2021 21:57:40



99% & -26 dB Emission Bandwidth  
Test Model 802.11a

U-NII – 2C  
Frequency(MHz)

5600



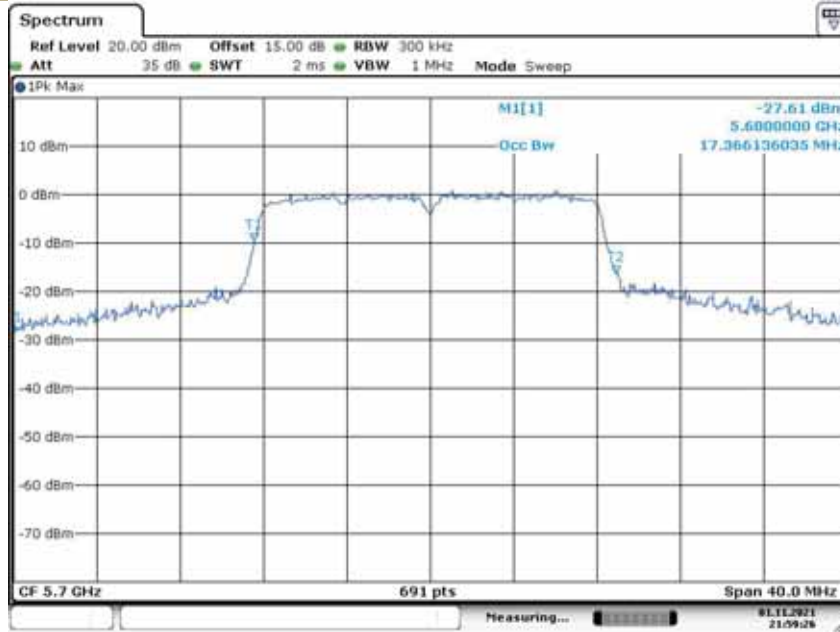
Date: 1 NOV 2021 21:58:50



99% & -26 dB Emission Bandwidth  
Test Model 802.11a

U-NII – 2C  
Frequency(MHz)

5700



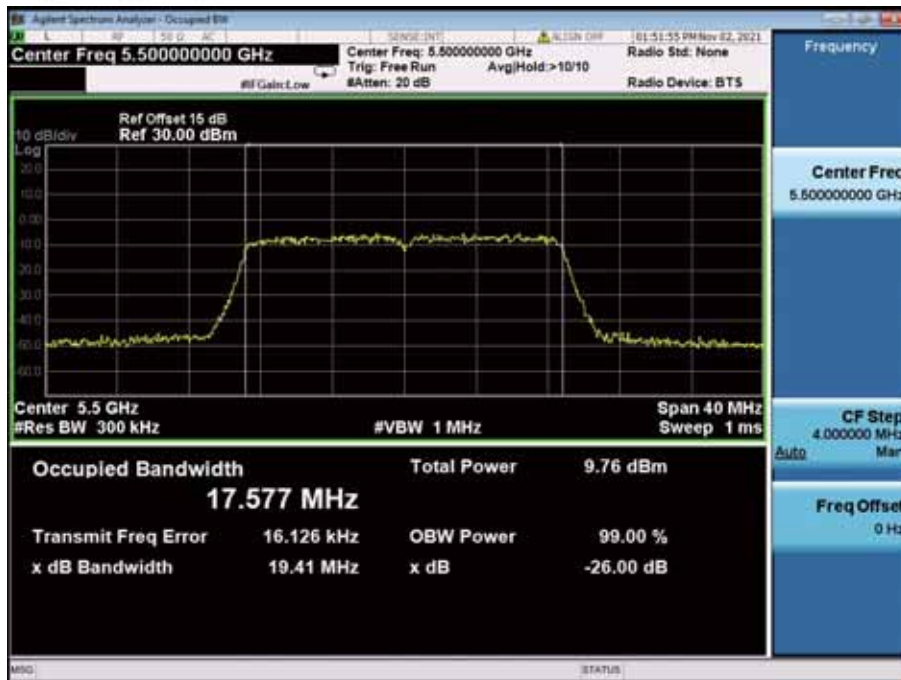
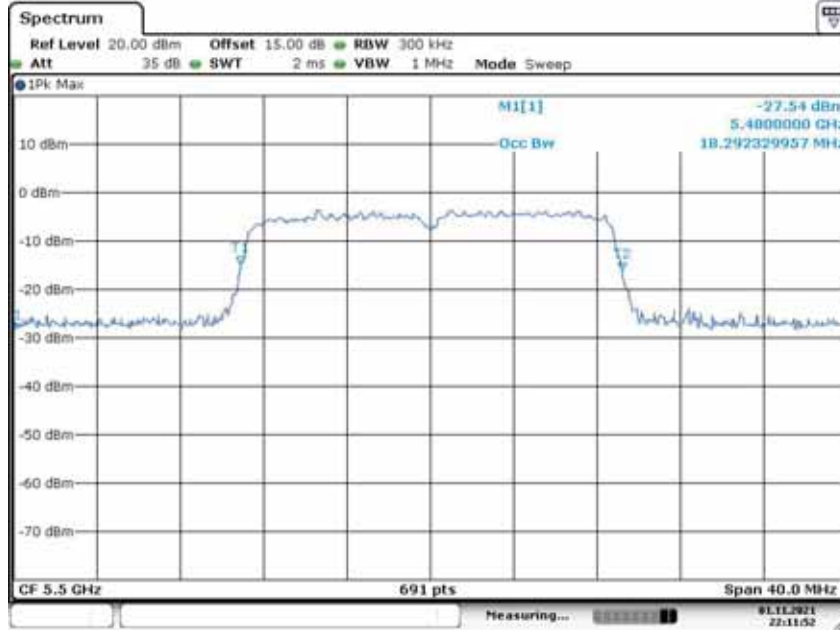
Date: 1 NOV 2021 21:59:27



99% & -26 dB Emission Bandwidth  
Test Model 802.11n-HT20

U-NII – 2C  
Frequency(MHz)

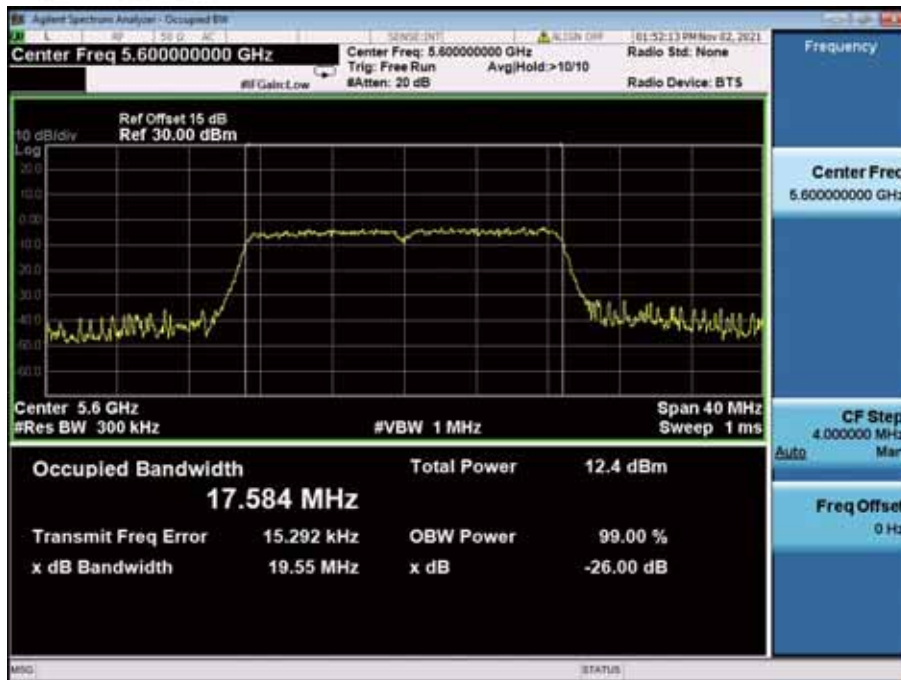
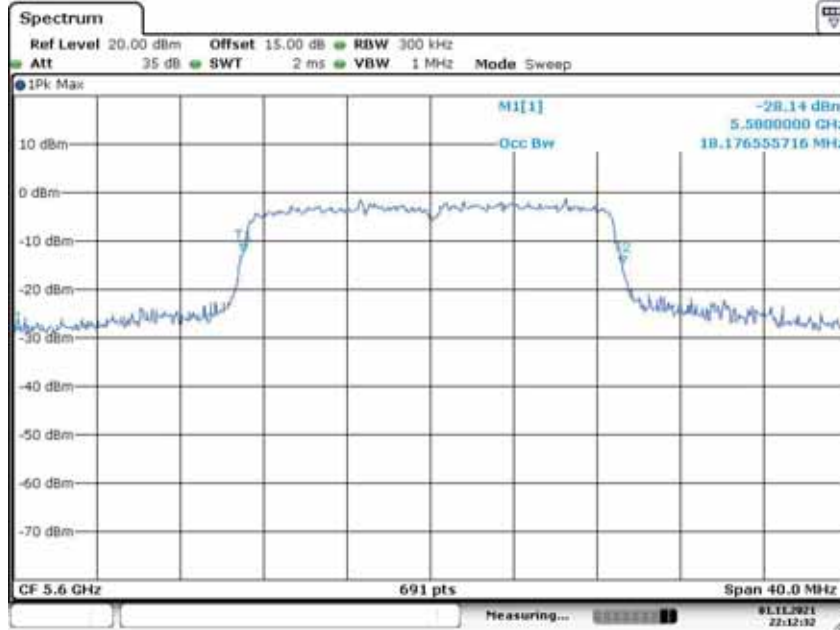
5500



99% & -26 dB Emission Bandwidth  
 Test Model 802.11n-HT20

U-NII – 2C  
 Frequency(MHz)

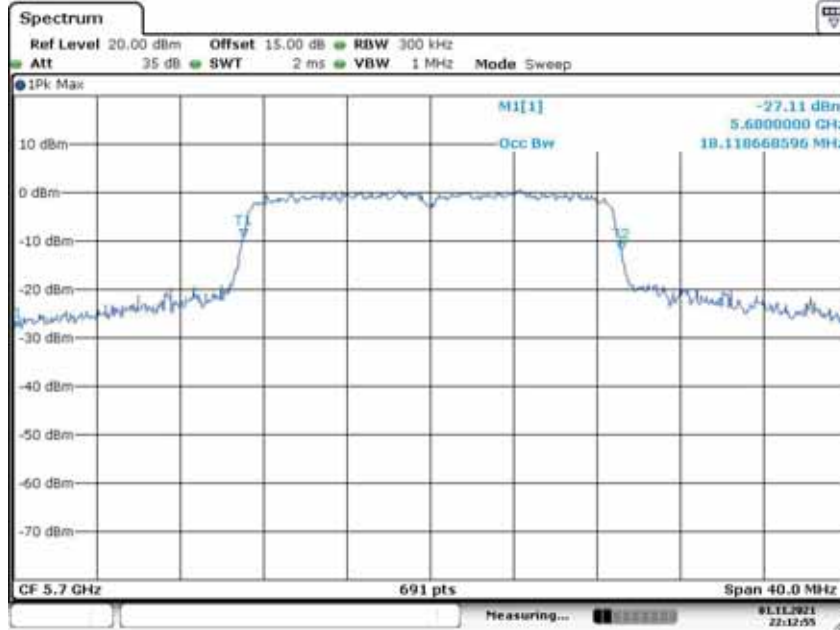
5600



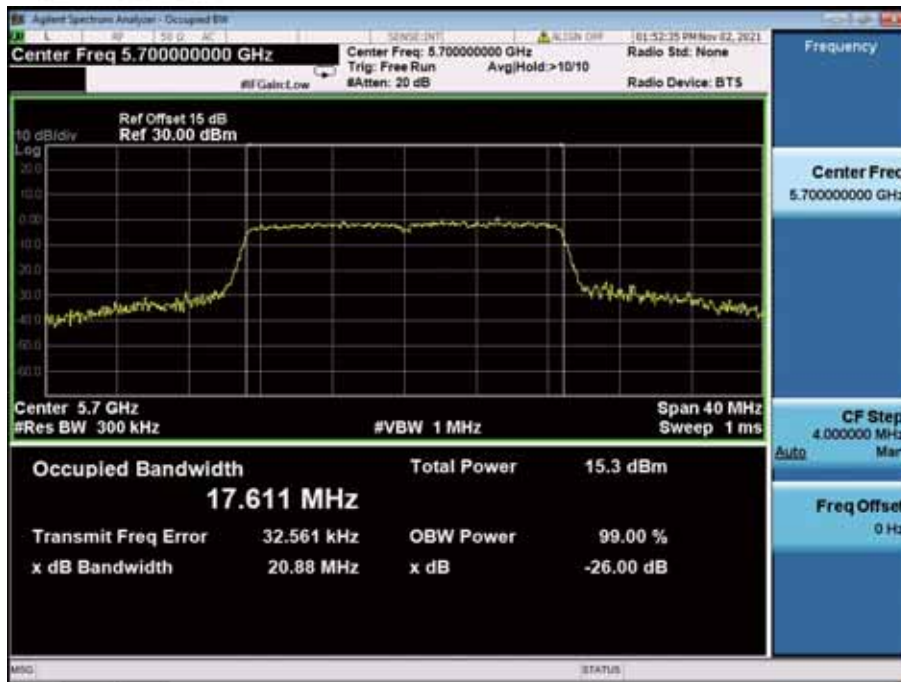
99% & -26 dB Emission Bandwidth  
 Test Model 802.11n-HT20

U-NII – 2C  
 Frequency(MHz)

5700



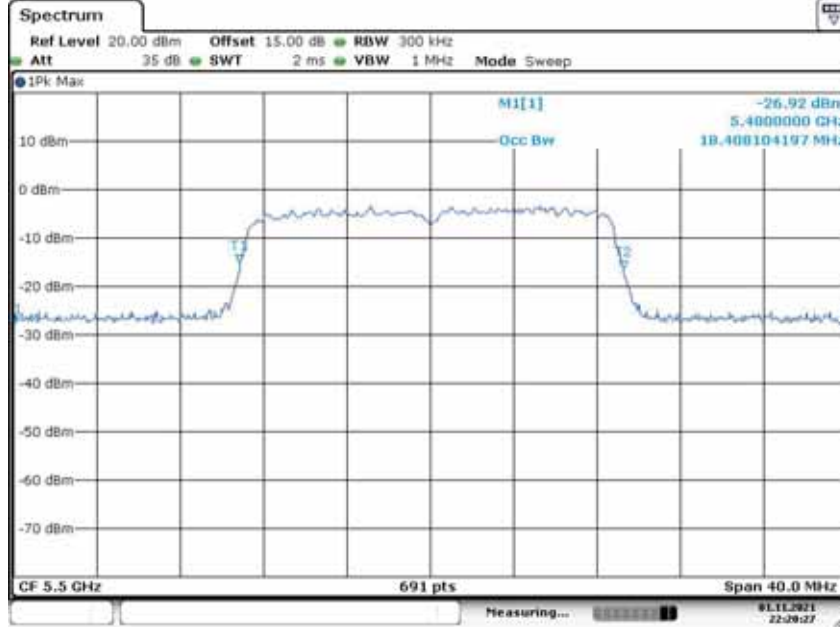
Date: 1 NOV 2021 22:12:55



99% & -26 dB Emission Bandwidth  
Test Model 802.11ac(HT20)

U-NII – 2C  
Frequency(MHz)

5500



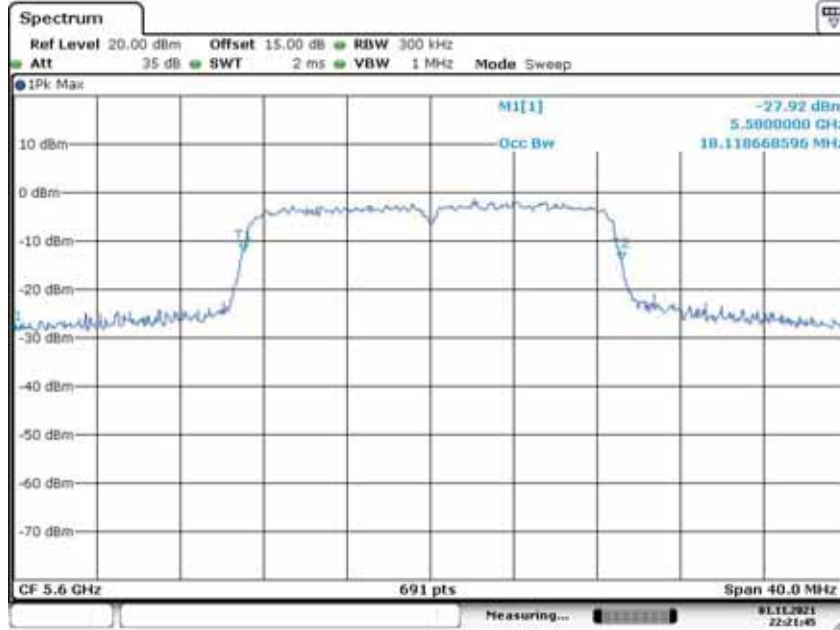
Date: 1 NOV 2021 22:20:27



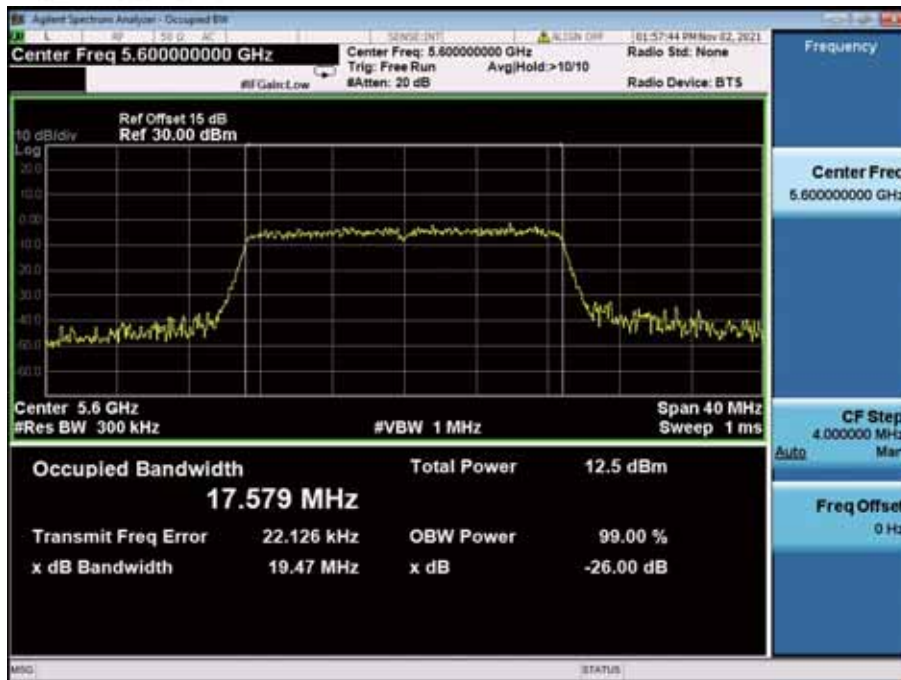
99% & -26 dB Emission Bandwidth  
 Test Model 802.11ac(HT20)

U-NII – 2C  
 Frequency(MHz)

5600



Date: 1 NOV 2021 22:21:45

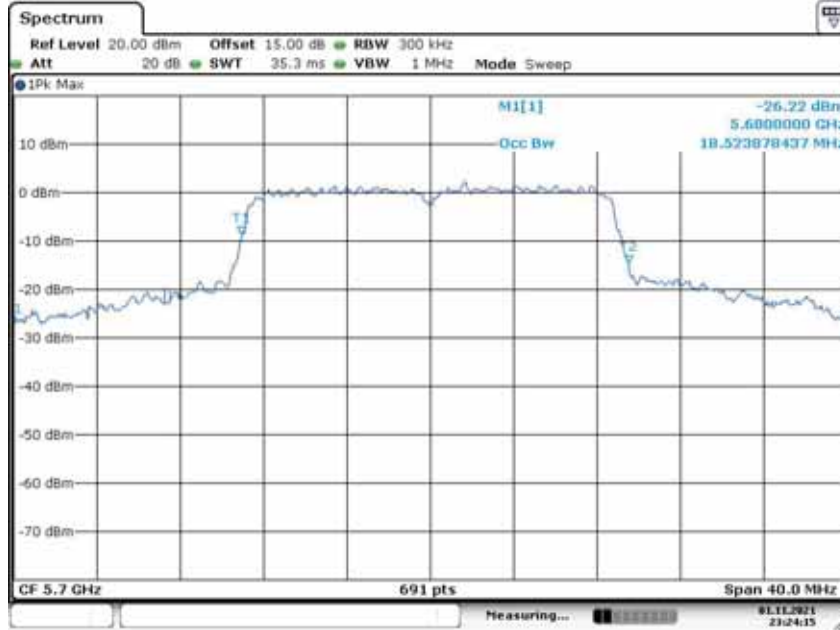




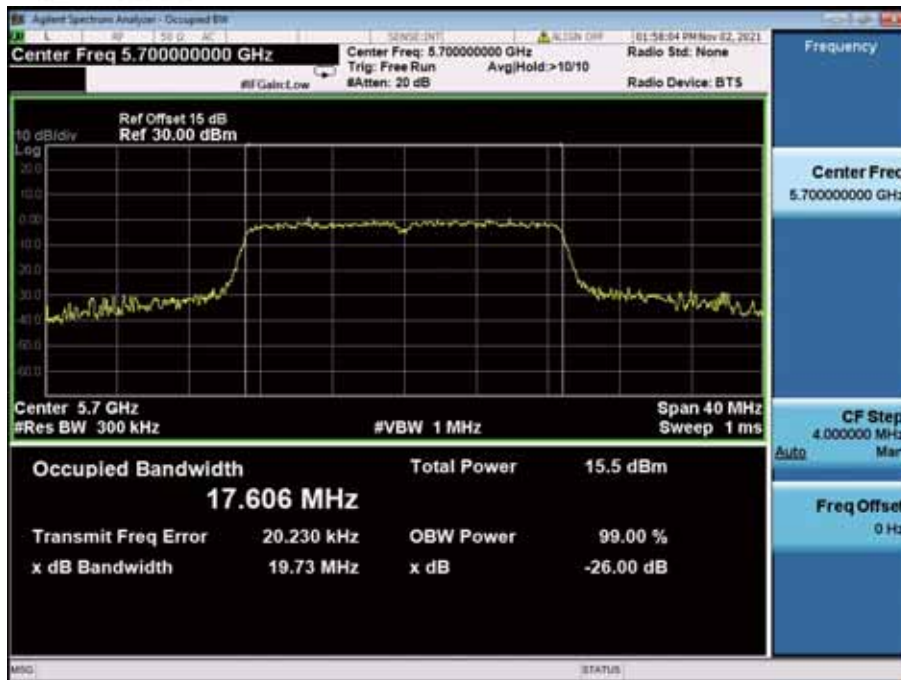
99% & -26 dB Emission Bandwidth  
Test Model 802.11ac(HT20)

U-NII – 2C  
Frequency(MHz)

5700



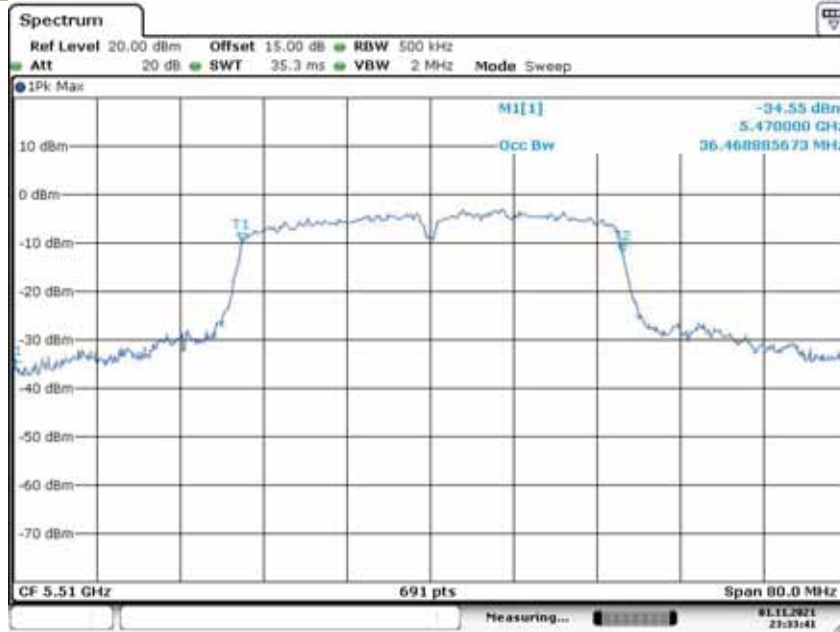
Date: 1 NOV 2021 23:24:14



99% & -26 dB Emission Bandwidth  
 Test Model 802.11n-HT40

U-NII – 2C  
 Frequency(MHz)

5510



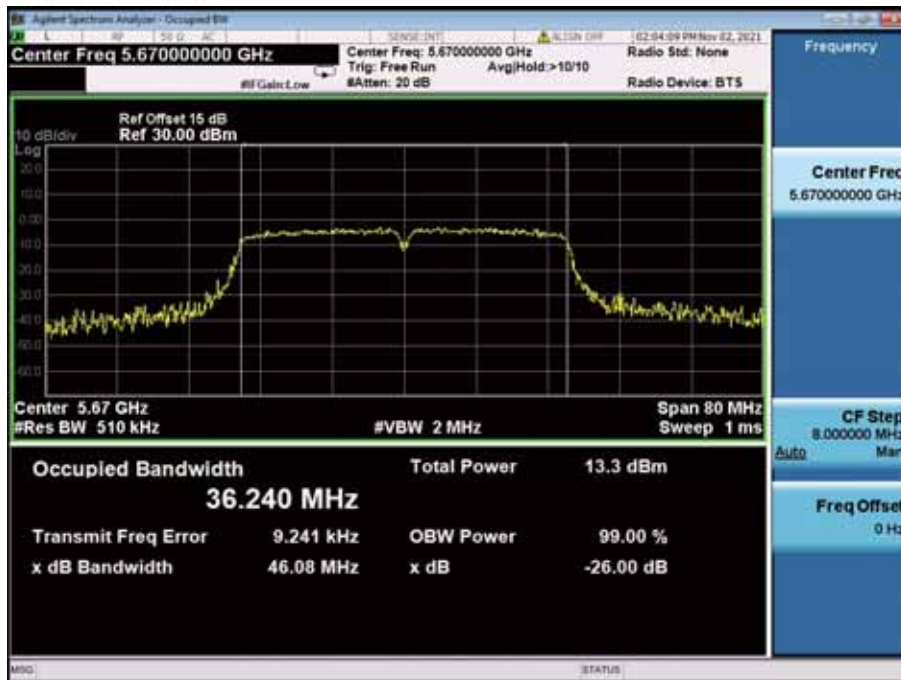
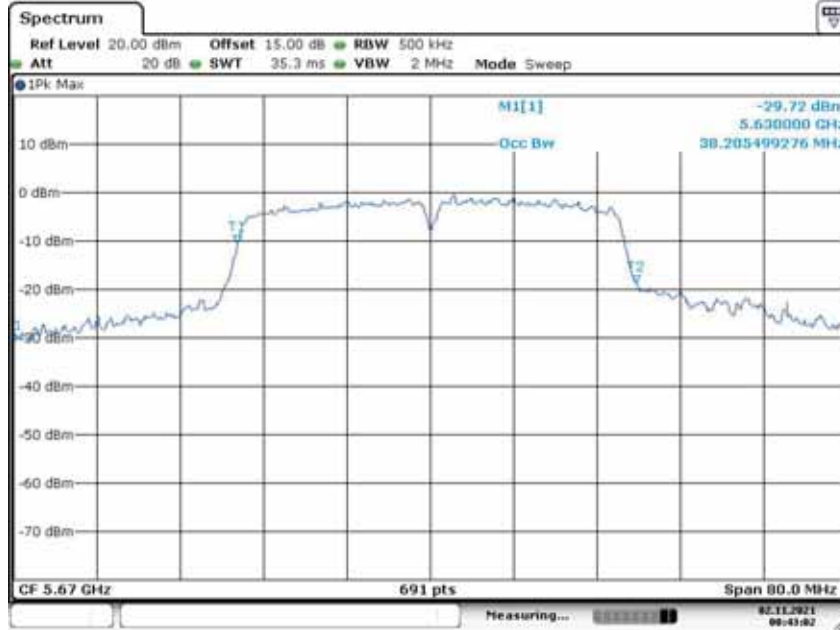
Date: 1 NOV 2021 23:33:40



99% & -26 dB Emission Bandwidth  
 Test Model 802.11n-HT40

U-NII – 2C  
 Frequency(MHz)

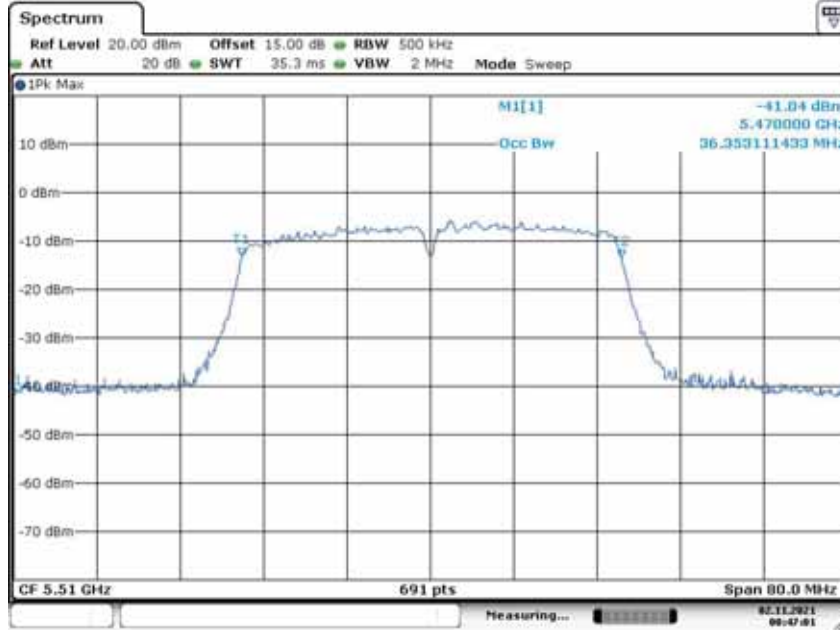
5670



99% & -26 dB Emission Bandwidth  
 Test Model 802.11ac(HT40)

U-NII – 2C  
 Frequency(MHz)

5510



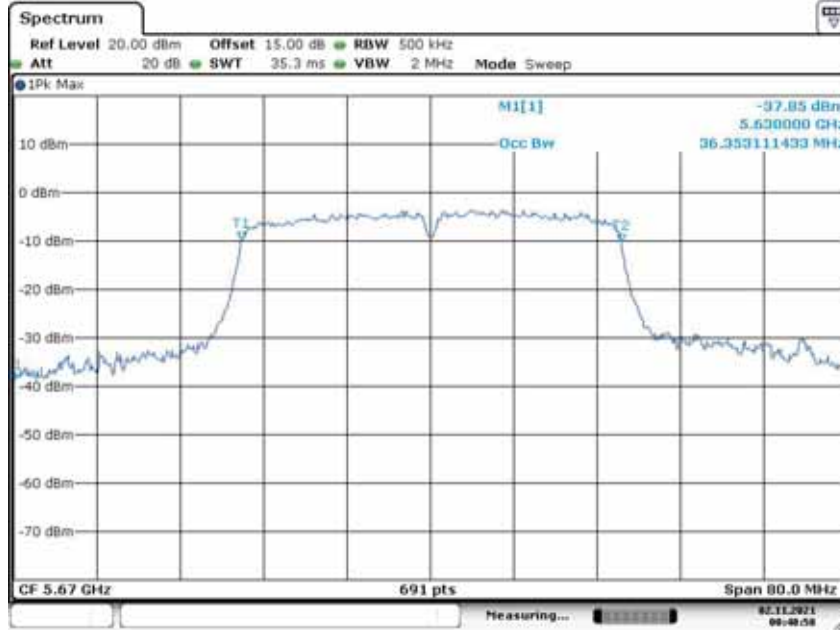
Date: 2 NOV 2021 00:47:01



99% & -26 dB Emission Bandwidth  
 Test Model 802.11ac(HT40)

U-NII – 2C  
 Frequency(MHz)

5670



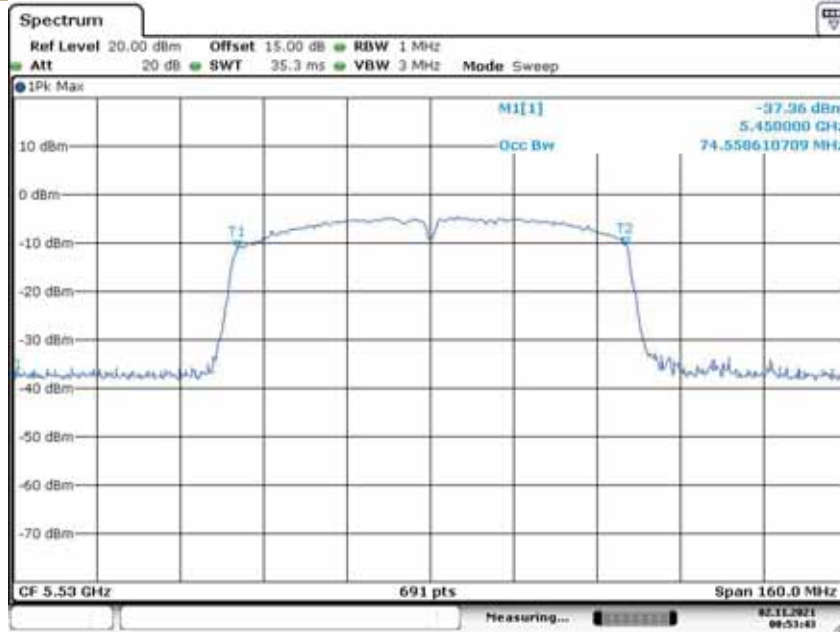
Date: 2 NOV 2021 00:48:58



99% & -26 dB Emission Bandwidth  
Test Model 802.11ac 80

U-NII – 2C  
Frequency(MHz)

5530



Date: 2 NOV 2021 00:53:43



Antenna B

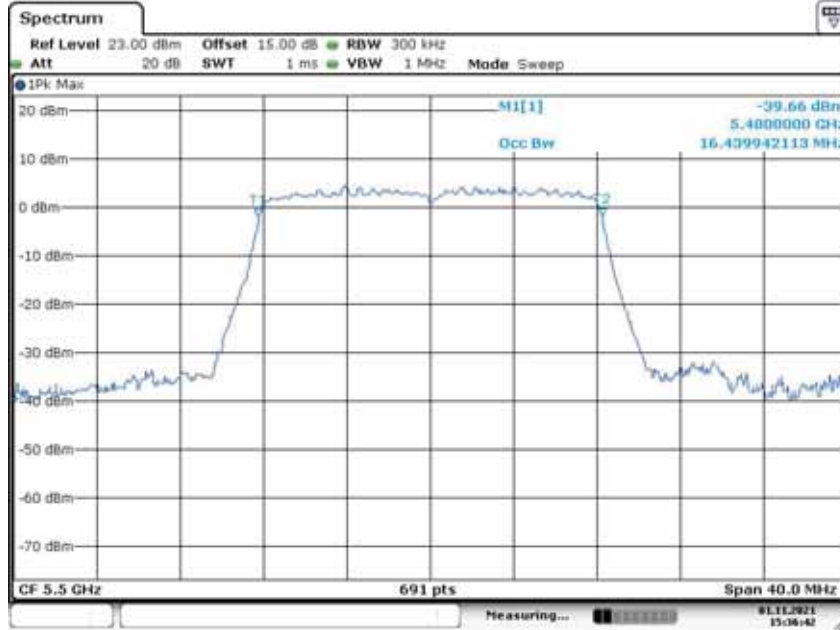
99% & -26 dB Emission Bandwidth

U-NII – 2C

Test Model 802.11a

Frequency(MHz)

5500



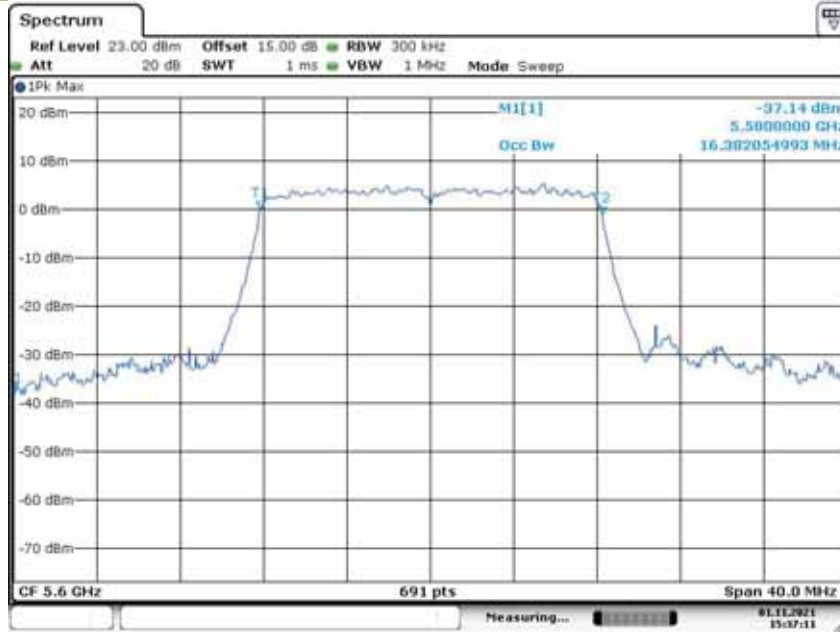
Date: 1 NOV 2021 15:36:43



99% & -26 dB Emission Bandwidth  
Test Model 802.11a

U-NII – 2C  
Frequency(MHz)

5600



Date: 1 NOV 2021 15:37:11

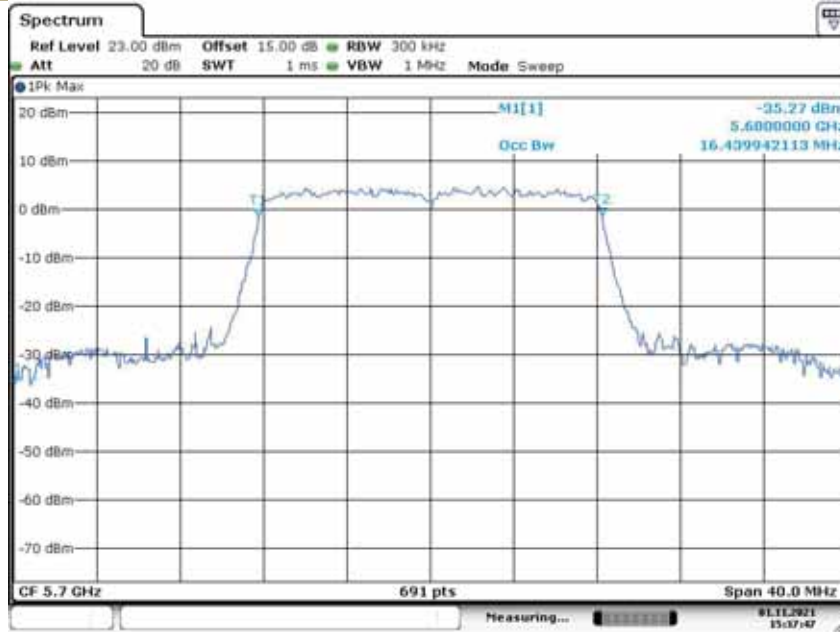




99% & -26 dB Emission Bandwidth  
Test Model 802.11a

U-NII – 2C  
Frequency(MHz)

5700



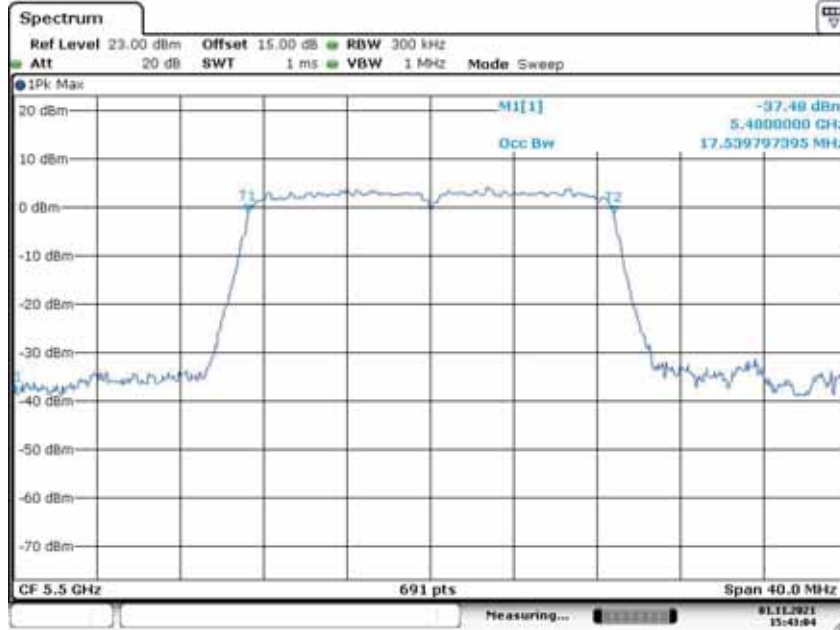
Date: 1 NOV 2021 15:37:48



99% & -26 dB Emission Bandwidth  
Test Model 802.11n-HT20

U-NII – 2C  
Frequency(MHz)

5500



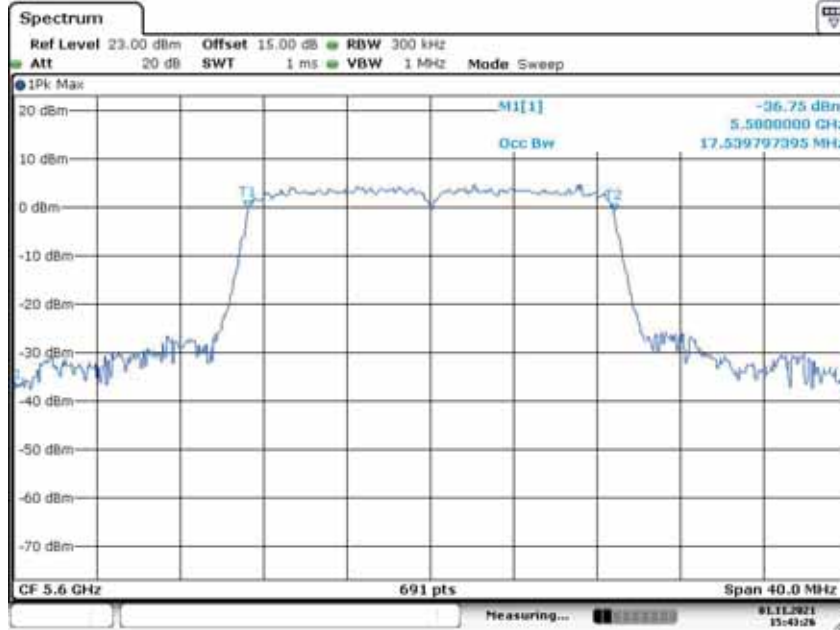
Date: 1 NOV 2021 15:43:03



99% & -26 dB Emission Bandwidth  
Test Model 802.11n-HT20

U-NII – 2C  
Frequency(MHz)

5600



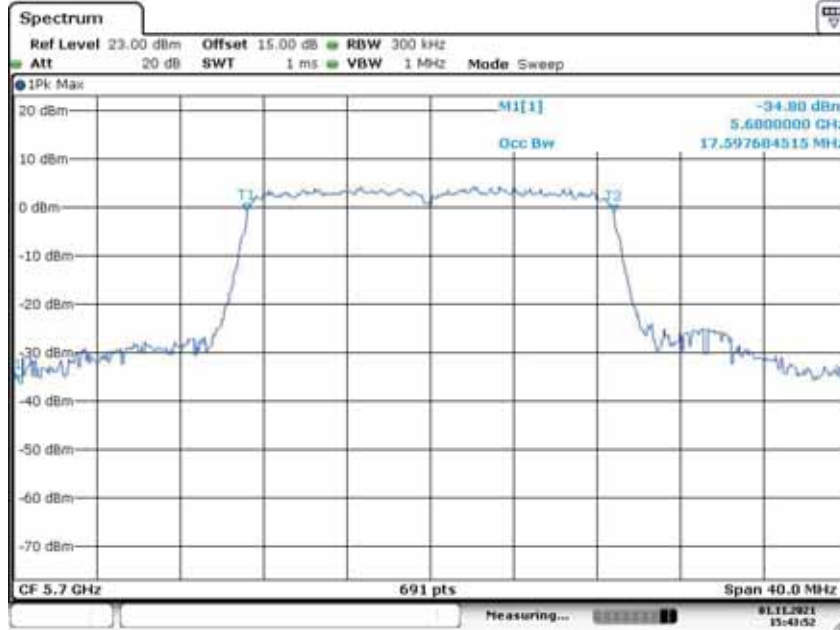
Date: 1 NOV 2021 15:43:27



99% & -26 dB Emission Bandwidth  
Test Model 802.11n-HT20

U-NII – 2C  
Frequency(MHz)

5700



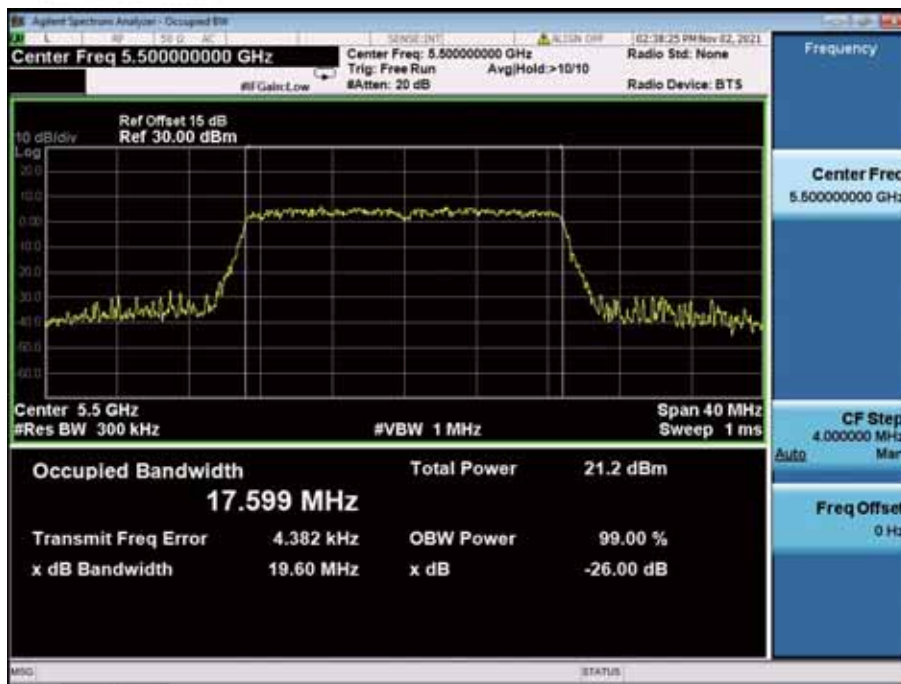
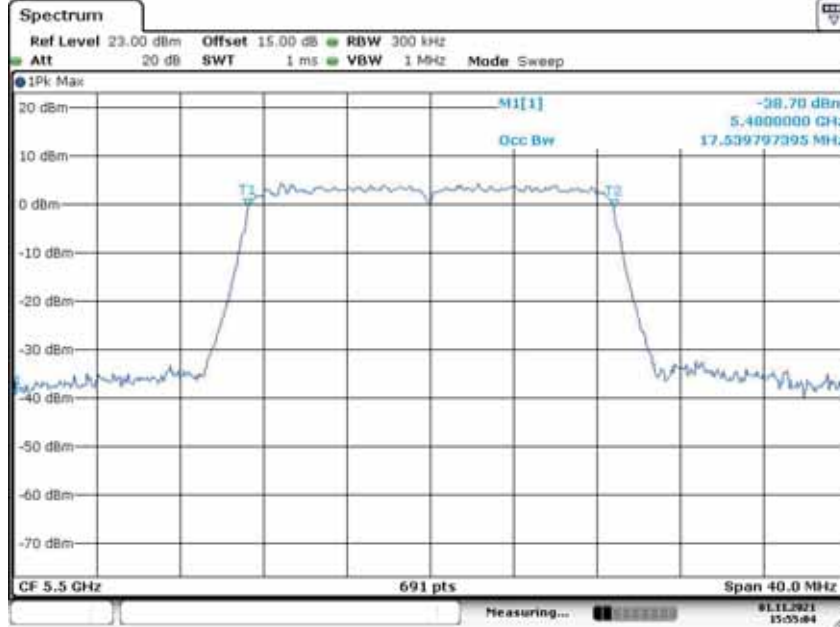
Date: 1 NOV 2021 15:43:52



99% & -26 dB Emission Bandwidth  
Test Model 802.11ac(HT20)

U-NII – 2C  
Frequency(MHz)

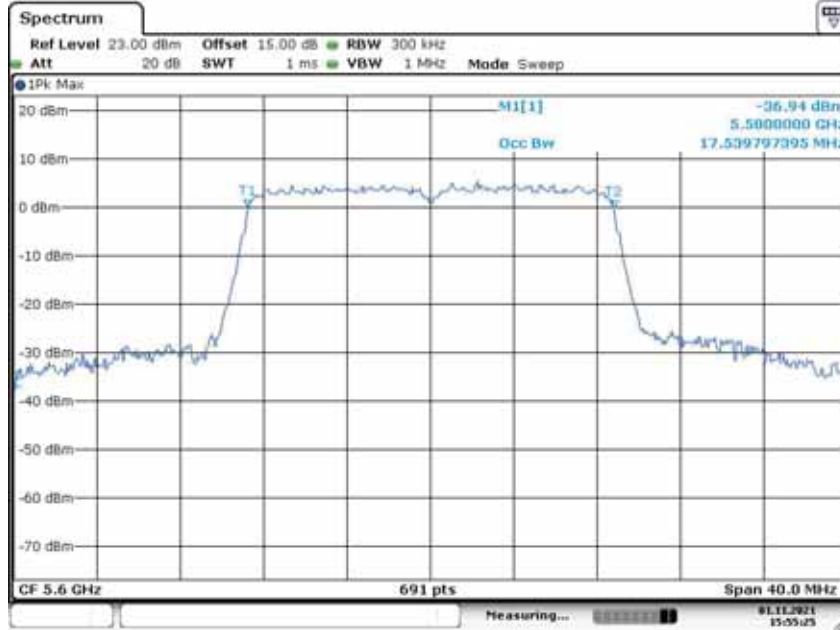
5500



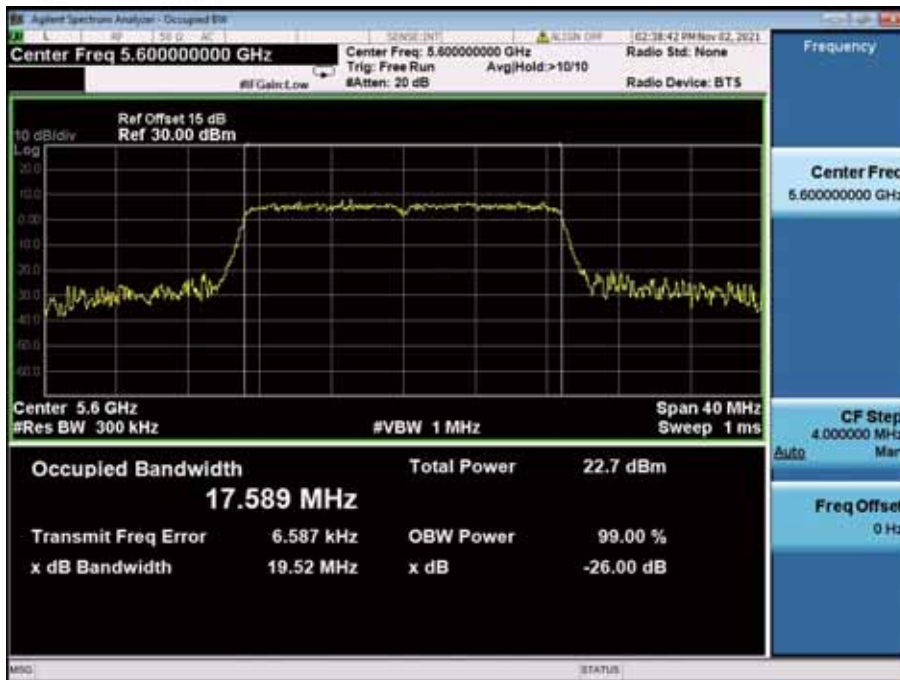
99% & -26 dB Emission Bandwidth  
Test Model 802.11ac(HT20)

U-NII – 2C  
Frequency(MHz)

5600



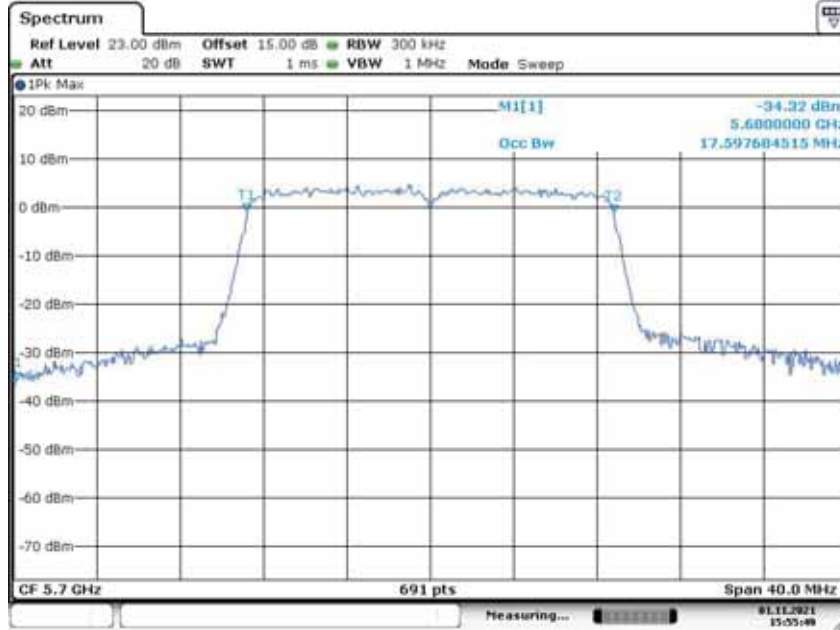
Date: 1 NOV 2021 15:55:25



99% & -26 dB Emission Bandwidth  
Test Model 802.11ac(HT20)

U-NII – 2C  
Frequency(MHz)

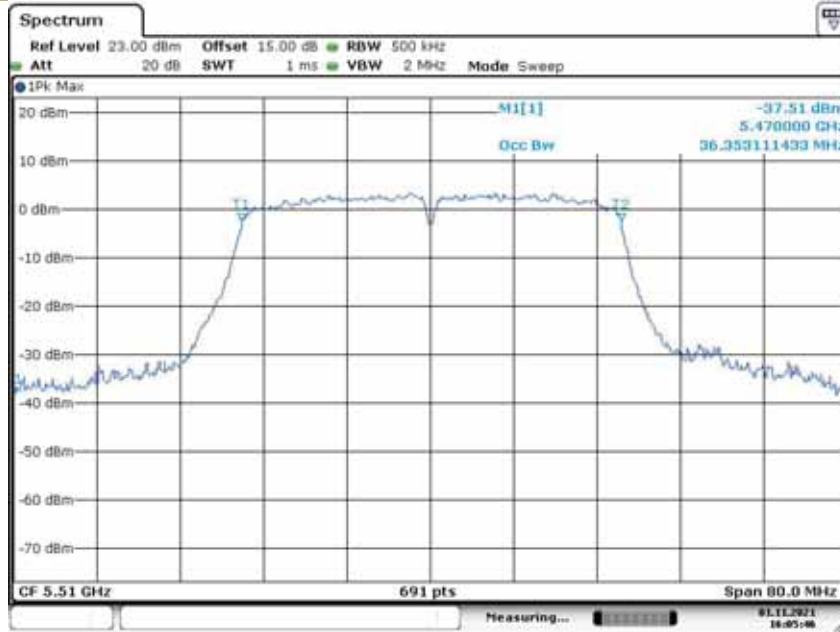
5700



99% & -26 dB Emission Bandwidth  
Test Model 802.11n-HT40

U-NII – 2C  
Frequency(MHz)

5510



Date: 1 NOV 2021 16:05:45

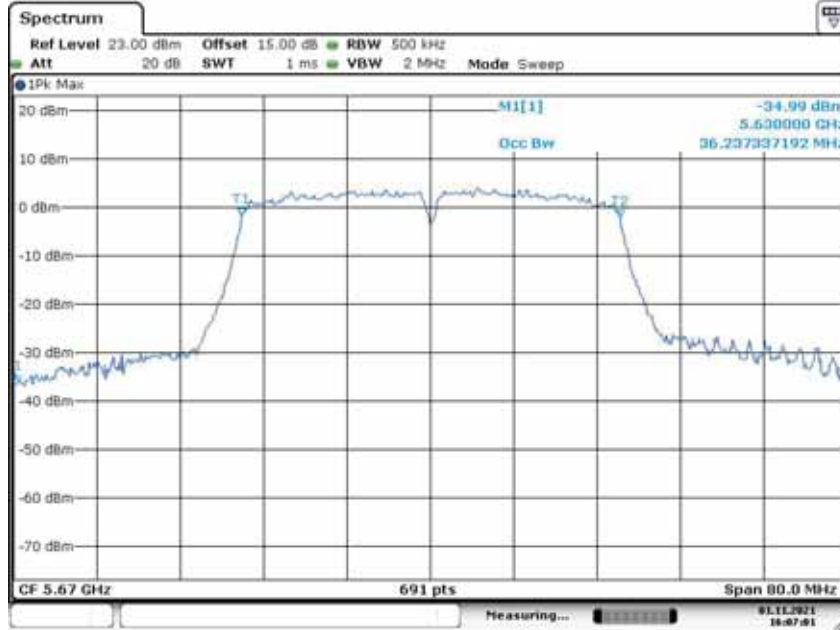




99% & -26 dB Emission Bandwidth  
Test Model 802.11n-HT40

U-NII – 2C  
Frequency(MHz)

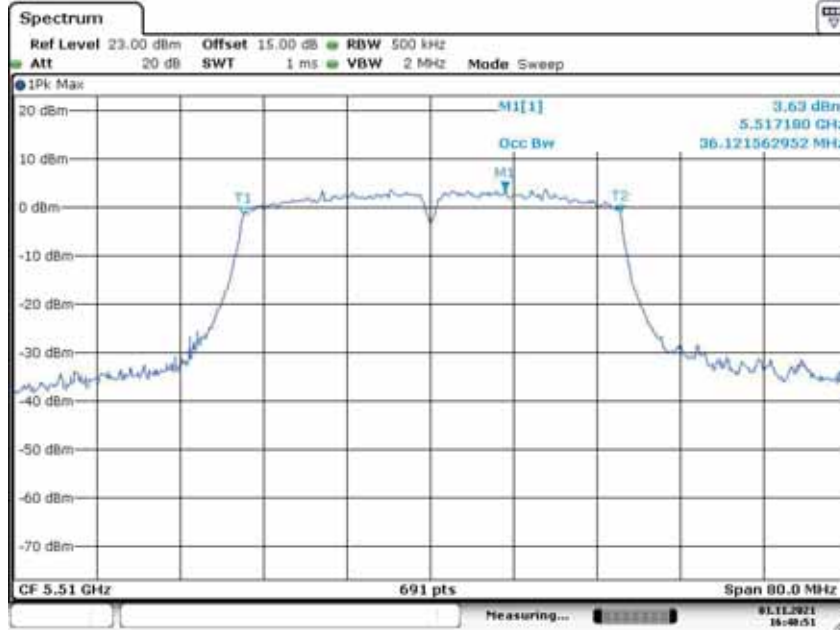
5670



99% & -26 dB Emission Bandwidth  
Test Model 802.11ac(HT40)

U-NII – 2C  
Frequency(MHz)

5510



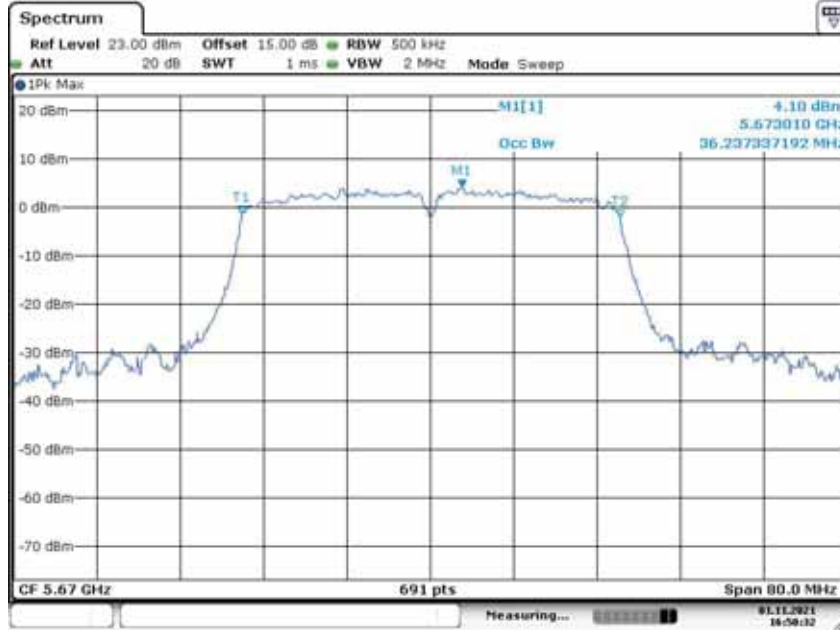
Date: 1 NOV 2021 16:48:51



99% & -26 dB Emission Bandwidth  
Test Model 802.11ac(HT40)

U-NII – 2C  
Frequency(MHz)

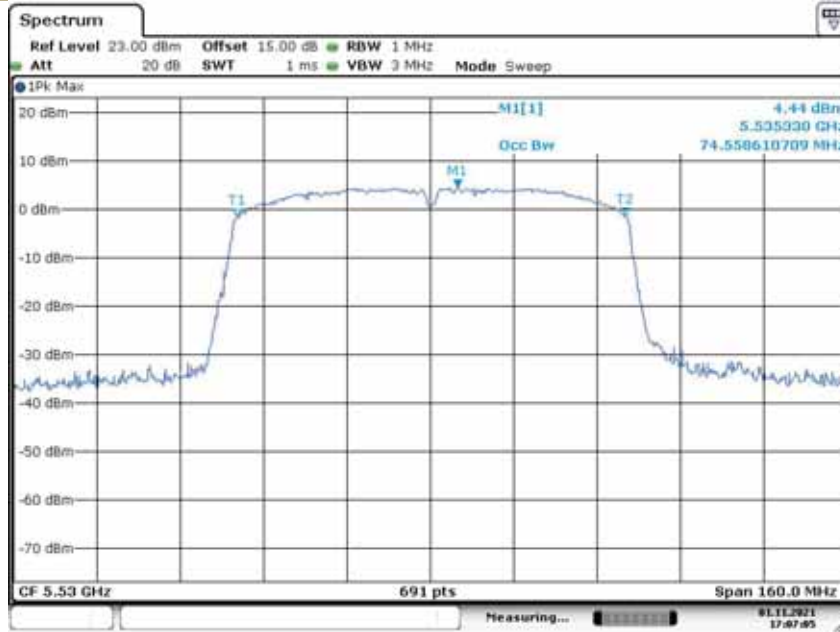
5670



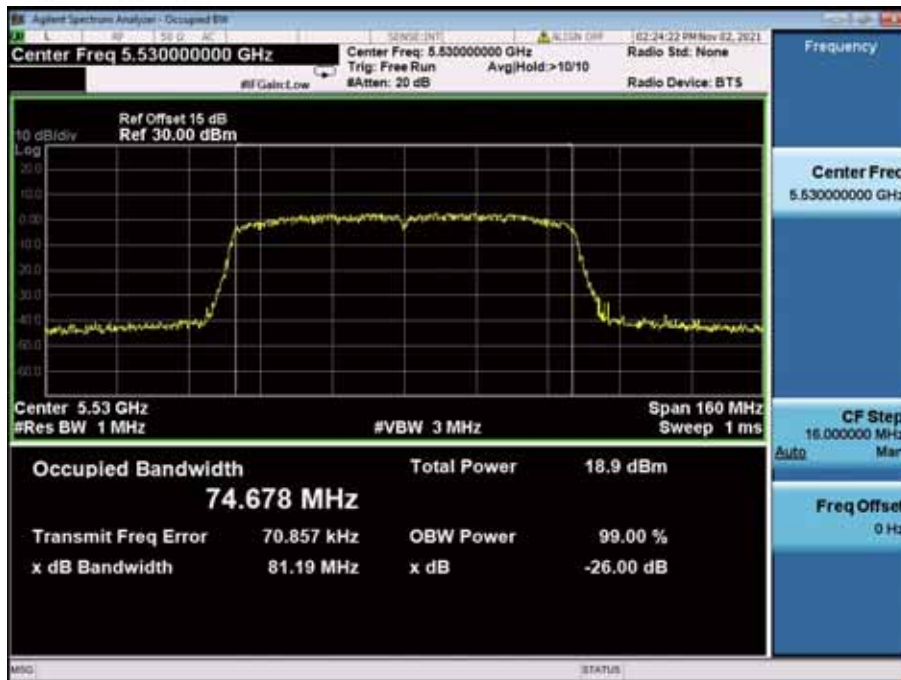
99% & -26 dB Emission Bandwidth  
Test Model 802.11ac 80

U-NII – 2C  
Frequency(MHz)

5530



Date: 1 NOV 2021 17:07:06



## 5725-5850MHz

## Antenna A

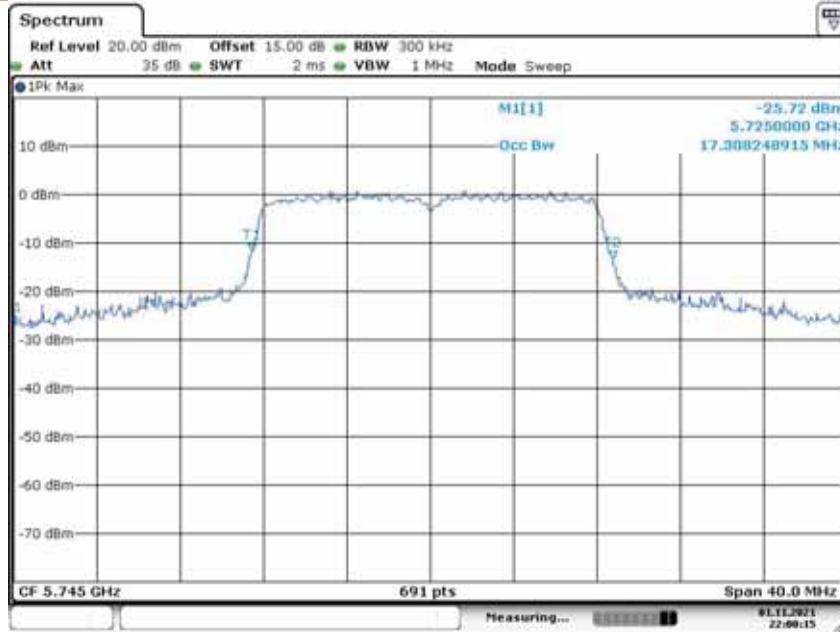
Test Mode	Test Channel MHz		6 dB Bandwidth MHz	99% Bandwidth MHz	Limit kHz
802.11a	CH149	5745	16.37	17.308	≥500
	CH157	5785	16.35	16.903	≥500
	CH165	5825	16.40	16.787	≥500
802.11n-HT20	CH149	5745	17.58	18.061	≥500
	CH157	5785	17.60	17.829	≥500
	CH165	5825	17.24	17.829	≥500
802.11ac(HT20)	CH149	5745	17.60	17.887	≥500
	CH157	5785	17.57	17.656	≥500
	CH165	5825	17.59	17.656	≥500
802.11n-HT40	CH151	5755	35.25	36.932	≥500
	CH159	5795	35.19	36.237	≥500
802.11ac(HT40)	CH151	5755	35.16	36.932	≥500
	CH159	5795	35.19	36.237	≥500
802.11ac(HT80)	CH155	5775	73.97	75.253	≥500

## Antenna B

Test Mode	Test Channel MHz		6 dB Bandwidth MHz	99% Bandwidth MHz	Limit kHz
802.11a	CH149	5745	16.33	16.440	≥500
	CH157	5785	16.08	16.440	≥500
	CH165	5825	16.34	16.440	≥500
802.11n-HT20	CH149	5745	17.65	17.598	≥500
	CH157	5785	17.34	17.598	≥500
	CH165	5825	17.67	17.598	≥500
802.11ac(HT20)	CH149	5745	17.40	17.598	≥500
	CH157	5785	17.59	17.598	≥500
	CH165	5825	17.21	17.540	≥500
802.11n-HT40	CH151	5755	32.06	36.353	≥500
	CH159	5795	35.47	36.353	≥500
802.11ac(HT40)	CH151	5755	34.08	36.353	≥500
	CH159	5795	35.23	36.353	≥500
802.11ac(HT80)	CH155	5775	75.21	74.790	≥500

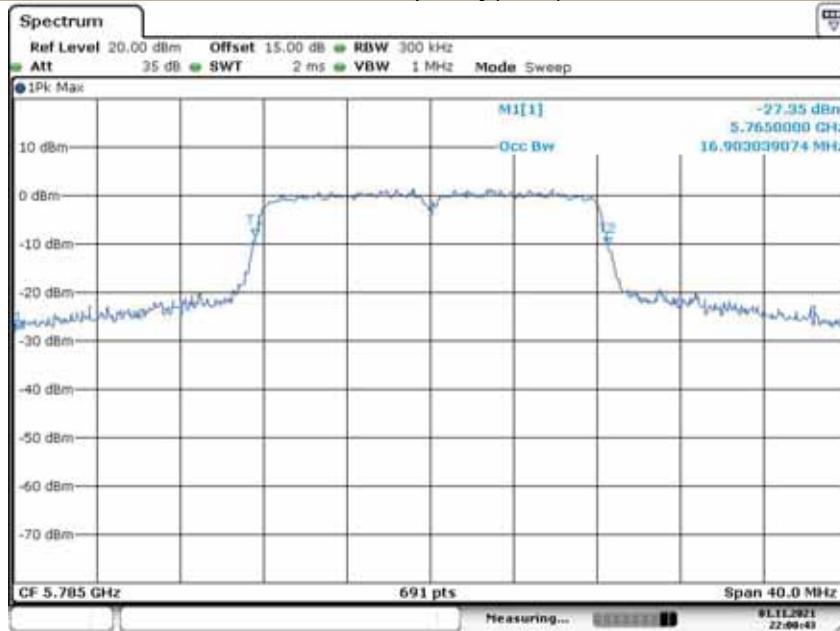
Antenna A

99% Occupied Bandwidth U-NII - 3  
 Test Model 802.11a Frequency(MHz) 5745



Date: 1 NOV 2021 22:00:16

99% Occupied Bandwidth U-NII - 3  
 Test Model 802.11a Frequency(MHz) 5785

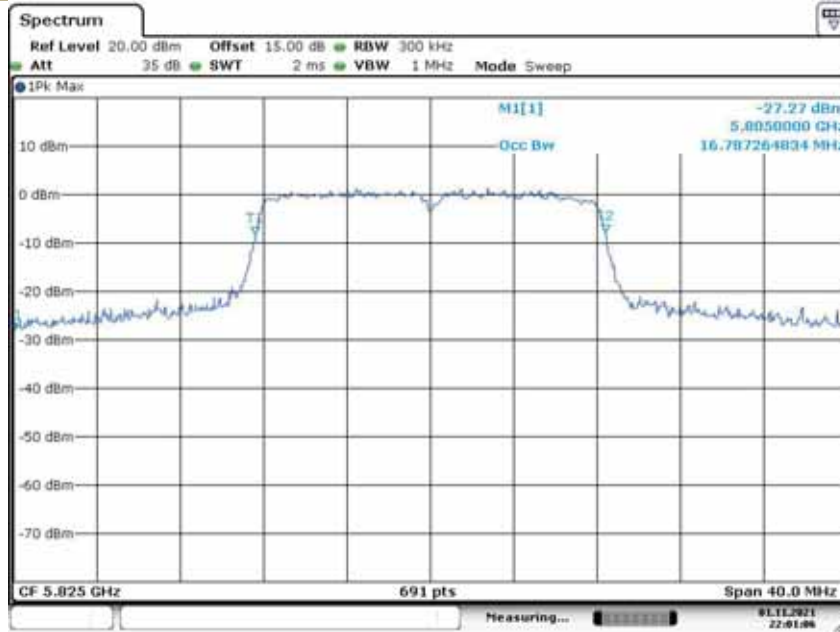


Date: 1 NOV 2021 22:00:42

99% Occupied Bandwidth  
Test Model 802.11a

U-NII - 3  
Frequency(MHz)

5825

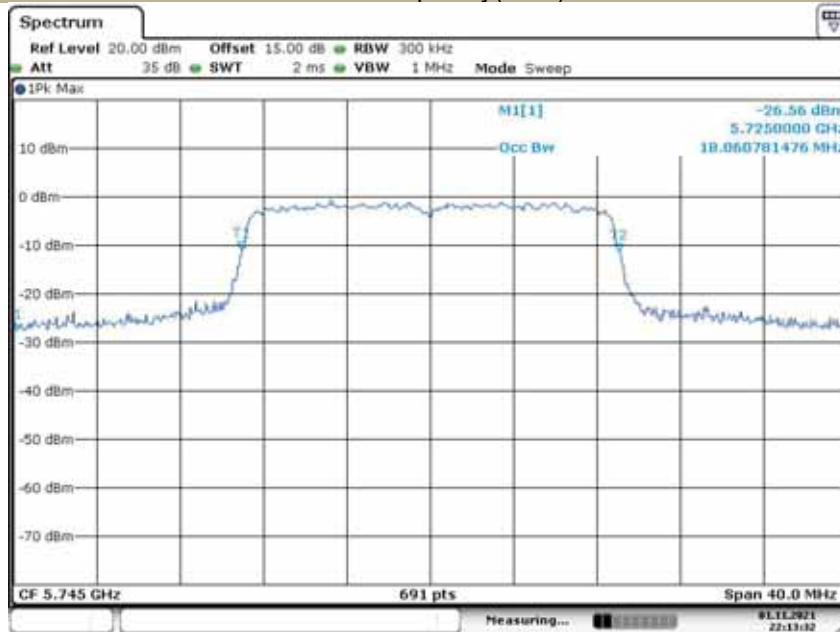


Date: 1 NOV 2021 22:01:05

99% Occupied Bandwidth  
Test Model 802.11n-HT20

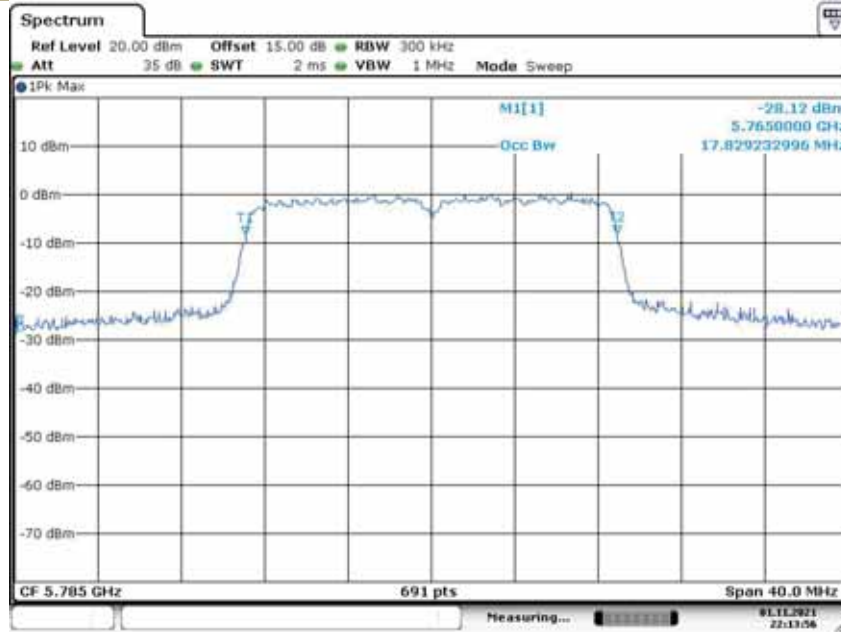
U-NII - 3  
Frequency(MHz)

5745



Date: 1 NOV 2021 22:13:32

99% Occupied Bandwidth U-NII - 3  
 Test Model 802.11n-HT20 Frequency(MHz) 5785



99% Occupied Bandwidth U-NII - 3  
 Test Model 802.11n-HT20 Frequency(MHz) 5825

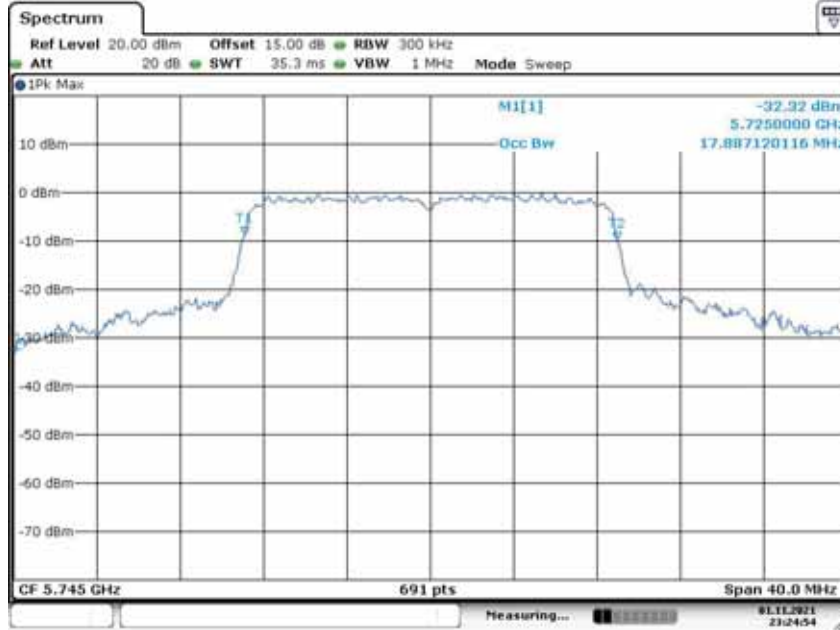




99% Occupied Bandwidth  
Test Model 802.11ac(HT20)

U-NII - 3  
Frequency(MHz)

5745

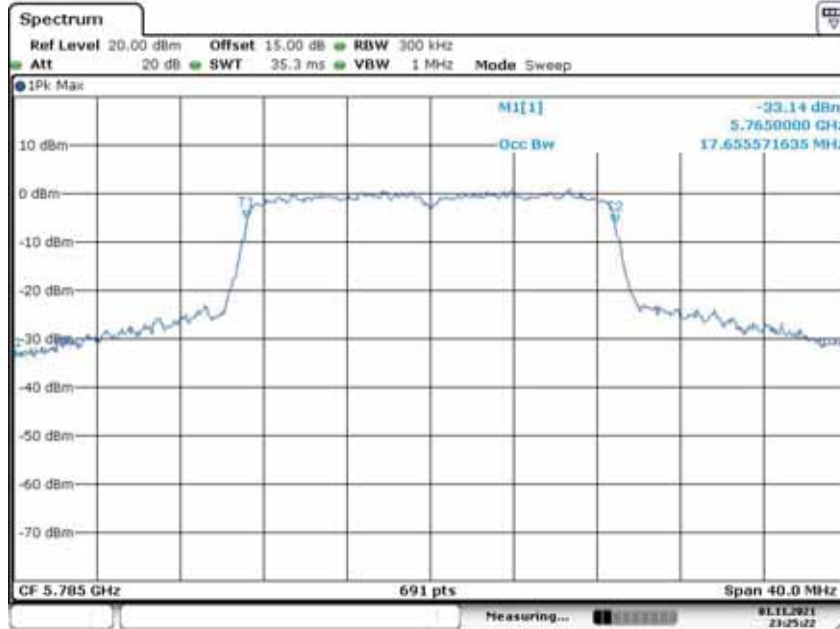


Date: 1 NOV 2021 23:24:54

99% Occupied Bandwidth  
Test Model 802.11ac(HT20)

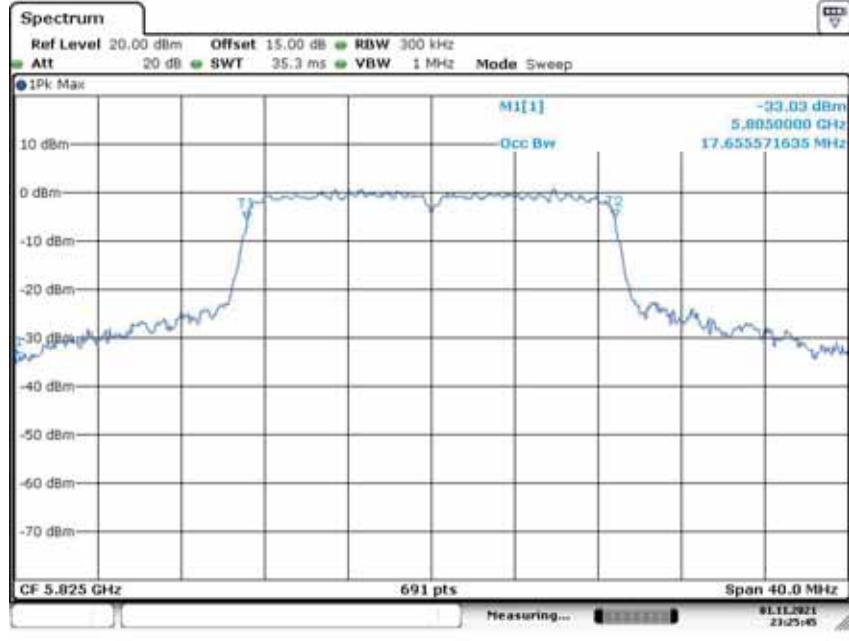
U-NII - 3  
Frequency(MHz)

5785



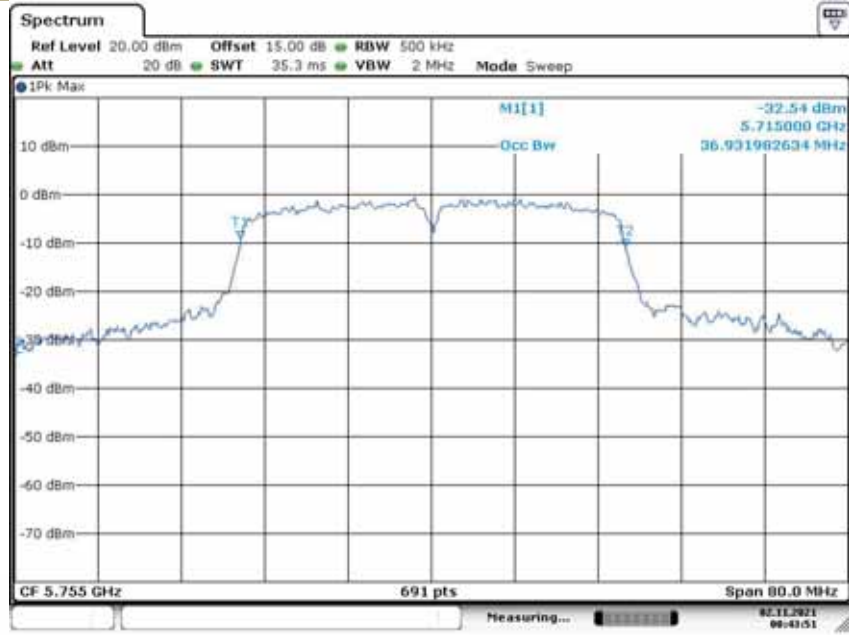
Date: 1 NOV 2021 23:25:21

99% Occupied Bandwidth U-NII - 3  
 Test Model 802.11ac(HT20) Frequency(MHz) 5825



Date: 1 NOV 2021 23:25:45

99% Occupied Bandwidth U-NII - 3  
 Test Model 802.11n-HT40 Frequency(MHz) 5755

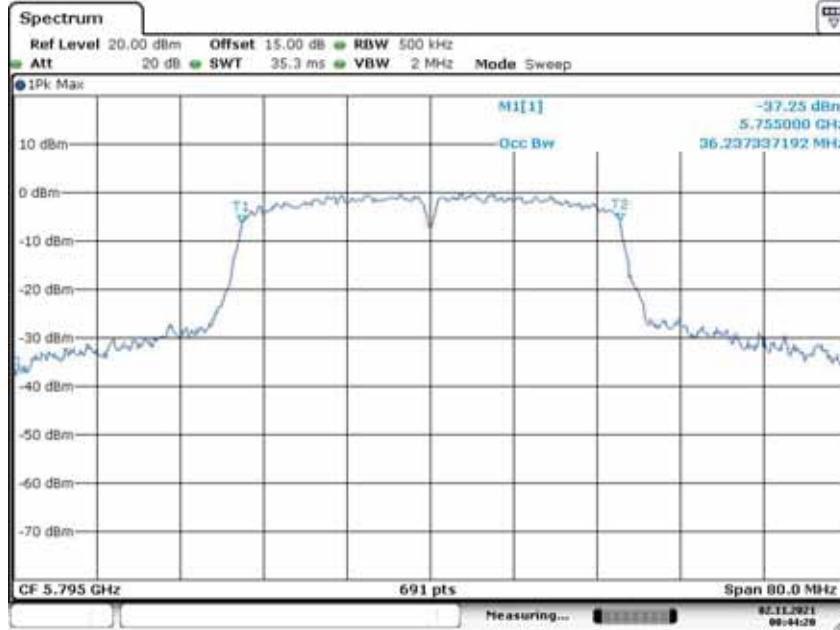


Date: 2 NOV 2021 00:43:51

99% Occupied Bandwidth  
Test Model 802.11n-HT40

U-NII - 3  
Frequency(MHz)

5795

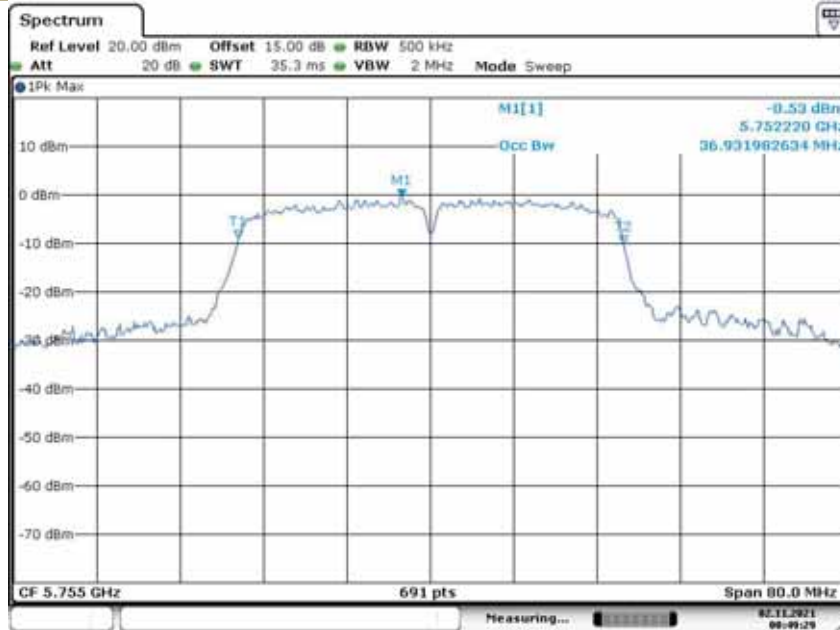


Date: 2 NOV 2021 00:44:20

99% Occupied Bandwidth  
Test Model 802.11ac(HT40)

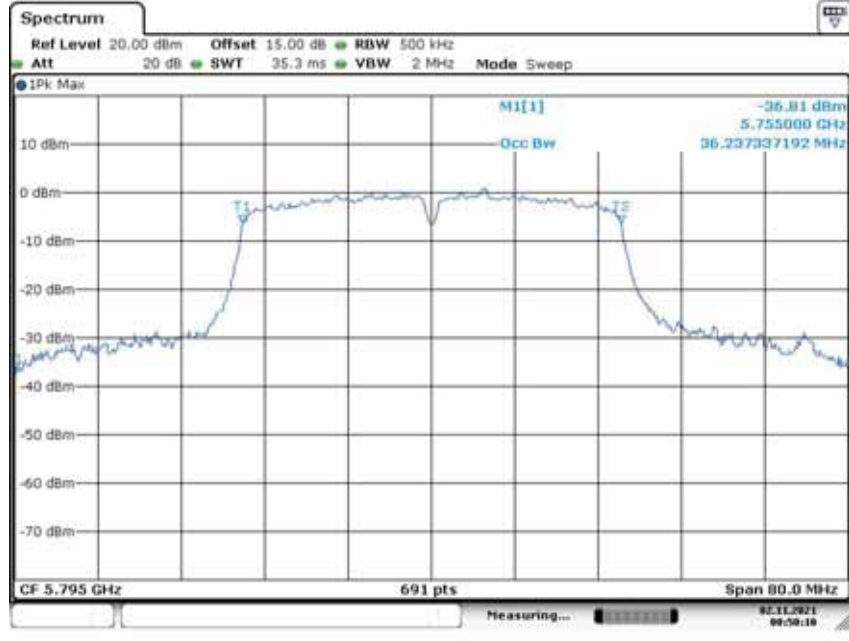
U-NII - 3  
Frequency(MHz)

5755



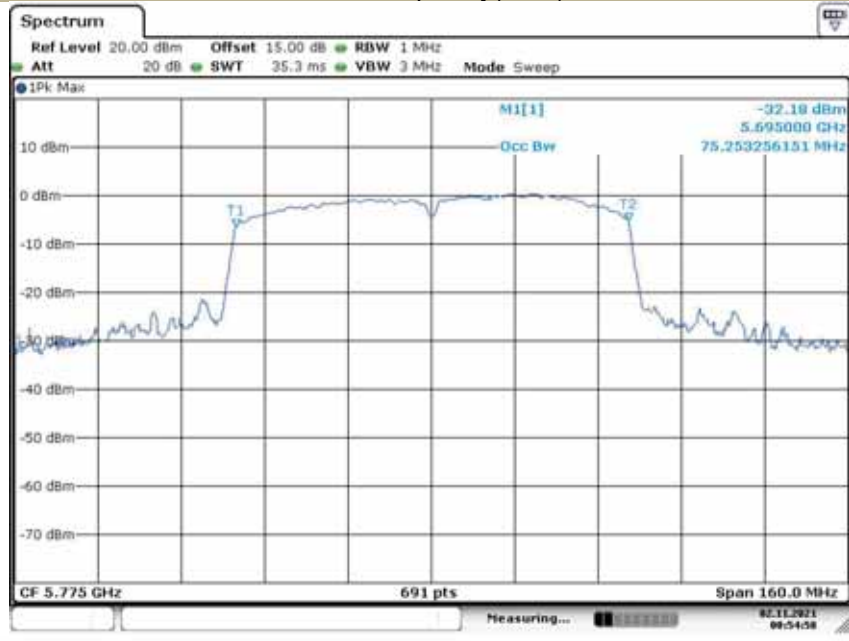
Date: 2 NOV 2021 00:49:30

99% Occupied Bandwidth U-NII - 3  
 Test Model 802.11ac(HT40) Frequency(MHz) 5795



Date: 2.NOV.2021 00:50:10

99% Occupied Bandwidth U-NII - 3  
 Test Model 802.11ac 80 Frequency(MHz) 5775



Date: 2.NOV.2021 00:54:58

-6 dB Emission Bandwidth  
Test Model 802.11a

U-NII - 3  
Frequency(MHz)

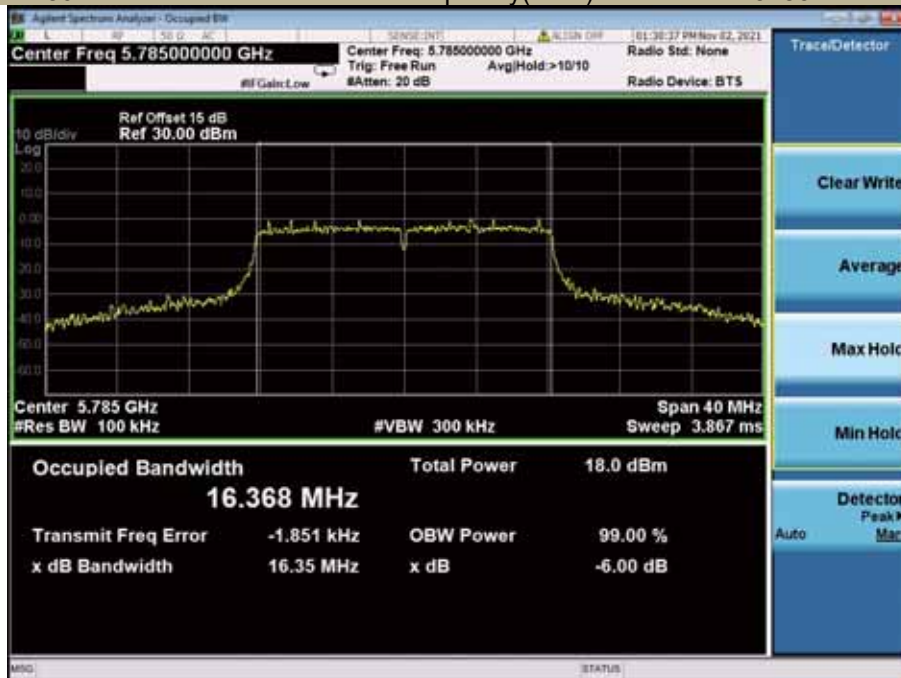
5745



-6 dB Emission Bandwidth  
Test Model 802.11a

U-NII - 3  
Frequency(MHz)

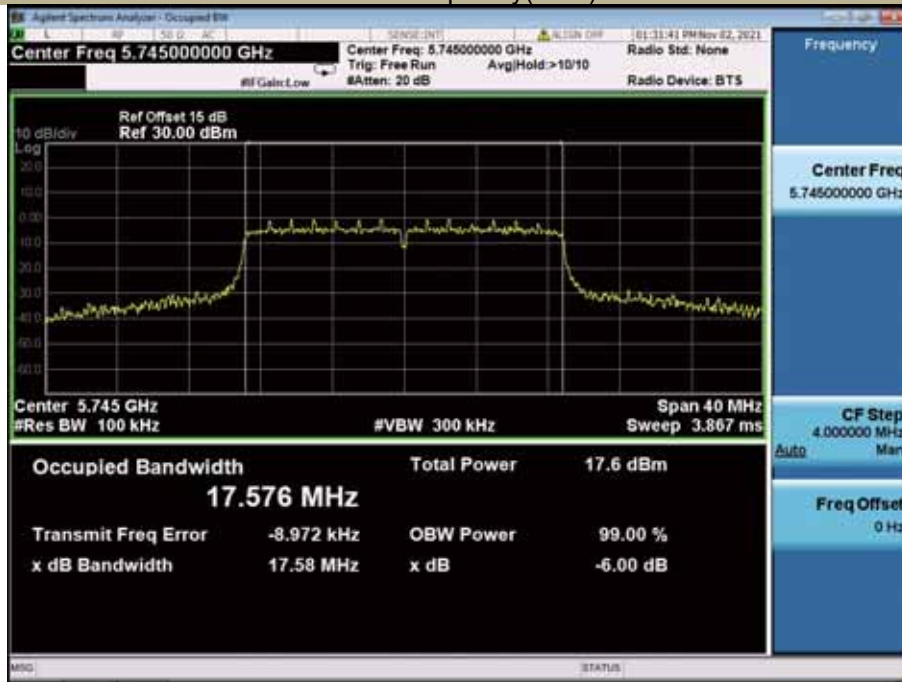
5785



-6 dB Emission Bandwidth                      U-NII - 3  
 Test Model      802.11a                      Frequency(MHz)                      5825



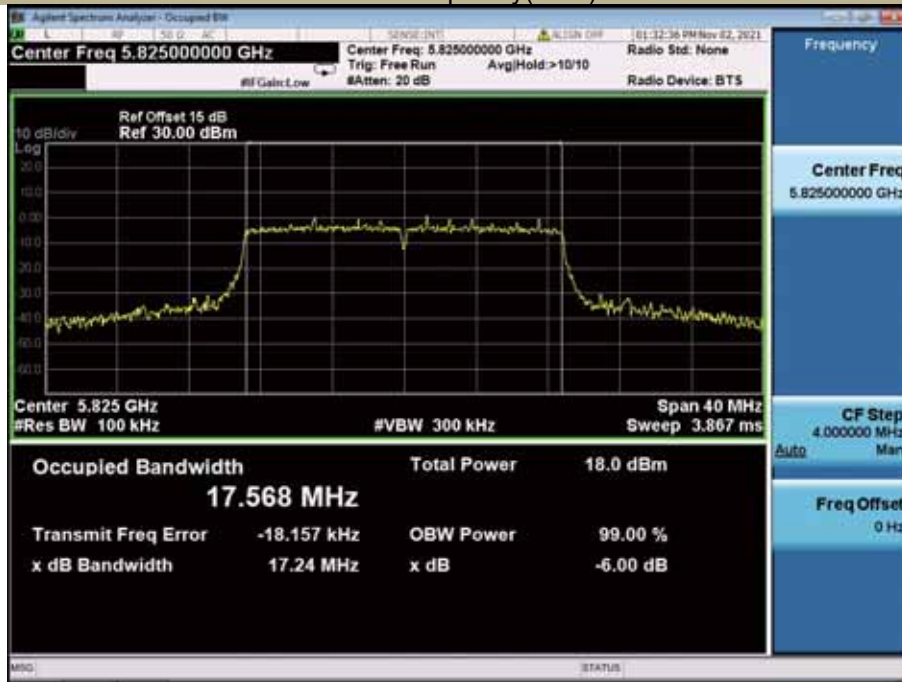
-6 dB Emission Bandwidth                      U-NII - 3  
 Test Model      802.11n-HT20                      Frequency(MHz)                      5745



-6 dB Emission Bandwidth U-NII - 3  
 Test Model 802.11n-HT20 Frequency(MHz) 5785



-6 dB Emission Bandwidth U-NII - 3  
 Test Model 802.11n-HT20 Frequency(MHz) 5825



-6 dB Emission Bandwidth  
Test Model 802.11ac(HT20)

U-NII - 3  
Frequency(MHz)

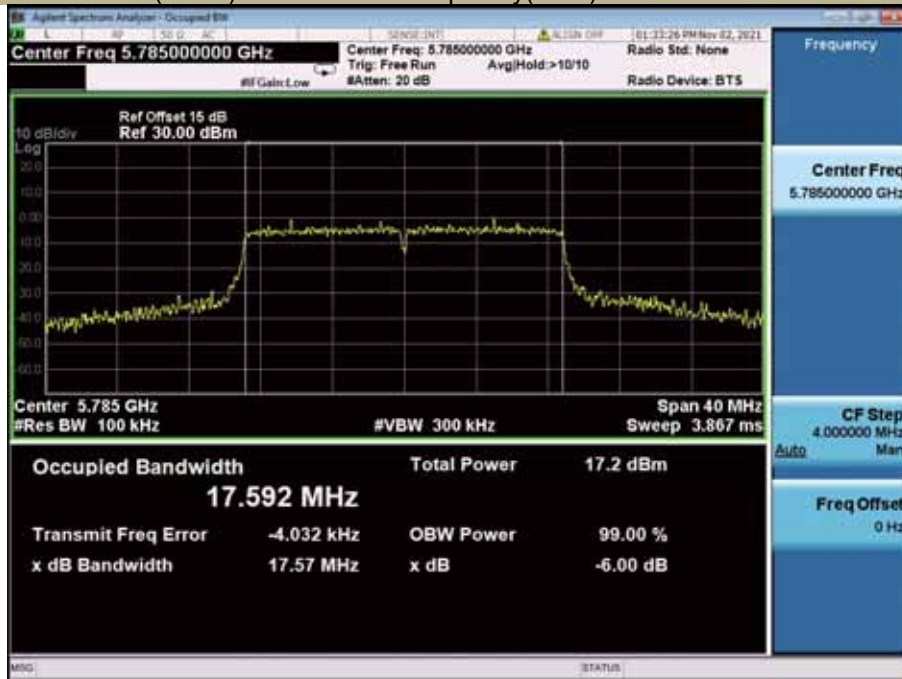
5745



-6 dB Emission Bandwidth  
Test Model 802.11ac(HT20)

U-NII - 3  
Frequency(MHz)

5785





-6 dB Emission Bandwidth U-NII - 3  
 Test Model 802.11ac(HT20) Frequency(MHz) 5825



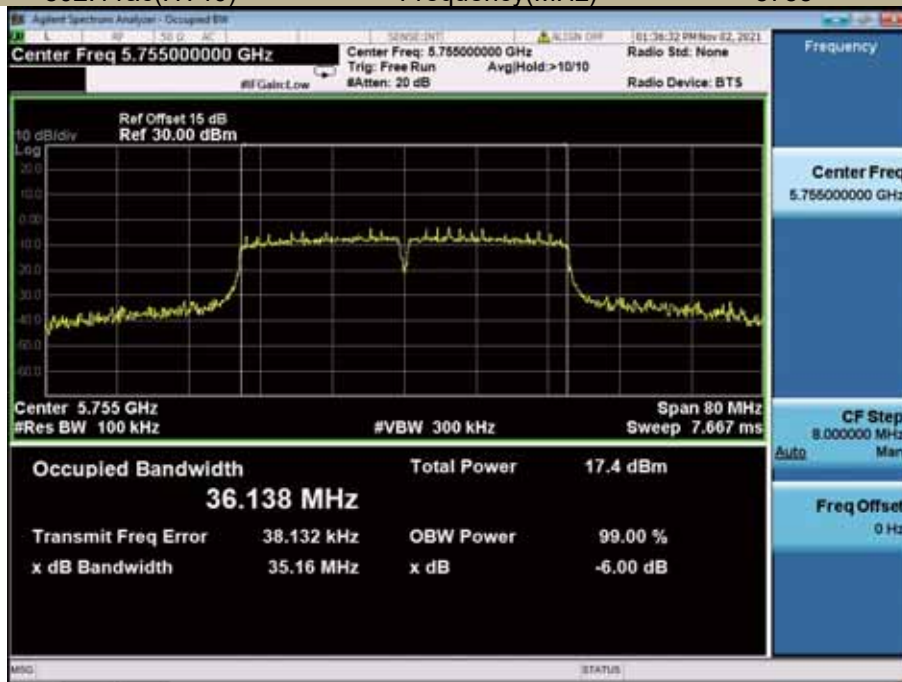
-6 dB Emission Bandwidth U-NII - 3  
 Test Model 802.11n-HT40 Frequency(MHz) 5755



-6 dB Emission Bandwidth U-NII - 3  
 Test Model 802.11n-HT40 Frequency(MHz) 5795



-6 dB Emission Bandwidth U-NII - 3  
 Test Model 802.11ac(HT40) Frequency(MHz) 5755



-6 dB Emission Bandwidth U-NII - 3  
 Test Model 802.11ac(HT40) Frequency(MHz) 5795



-6 dB Emission Bandwidth U-NII - 3  
 Test Model 802.11ac 80 Frequency(MHz) 5775

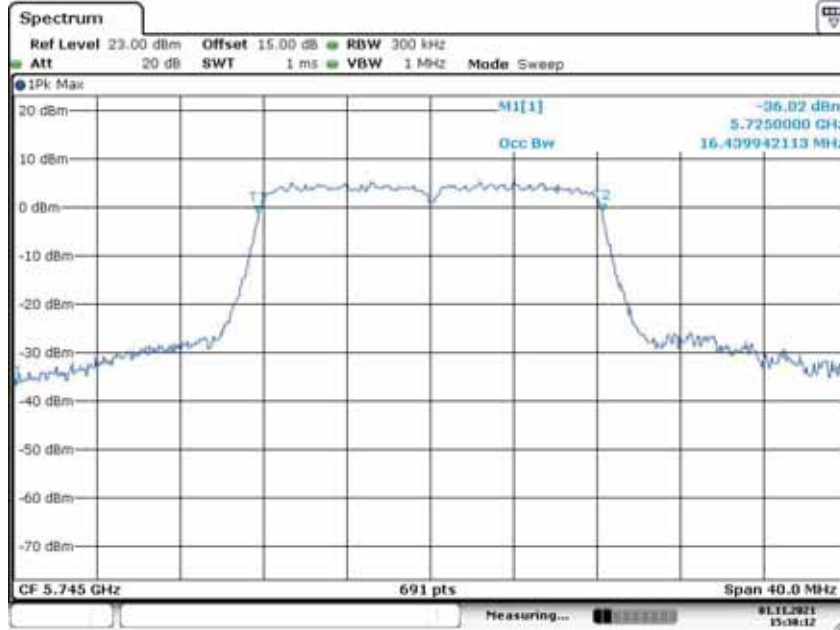


Antenna B

99% Occupied Bandwidth  
Test Model 802.11a

U-NII - 3  
Frequency(MHz)

5745

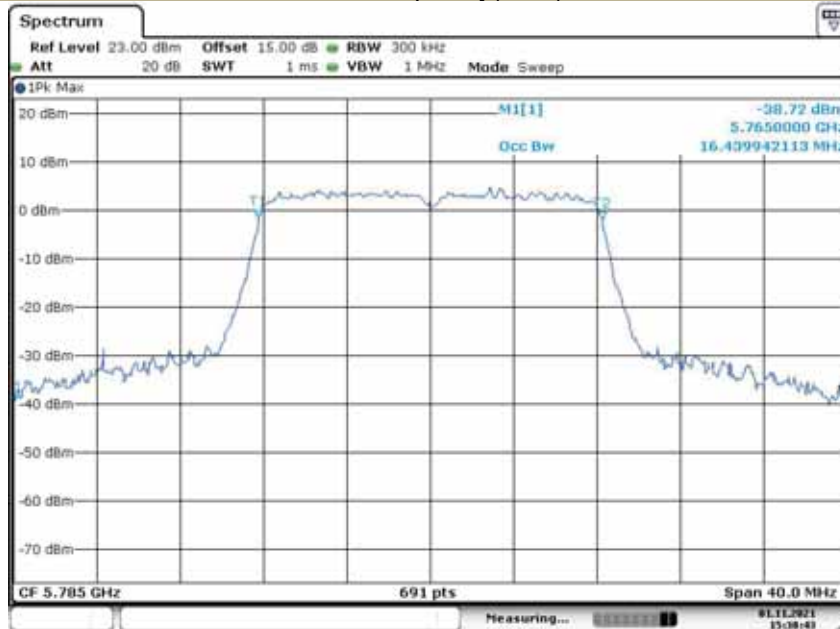


Date: 1 NOV 2021 15:38:11

99% Occupied Bandwidth  
Test Model 802.11a

U-NII - 3  
Frequency(MHz)

5785

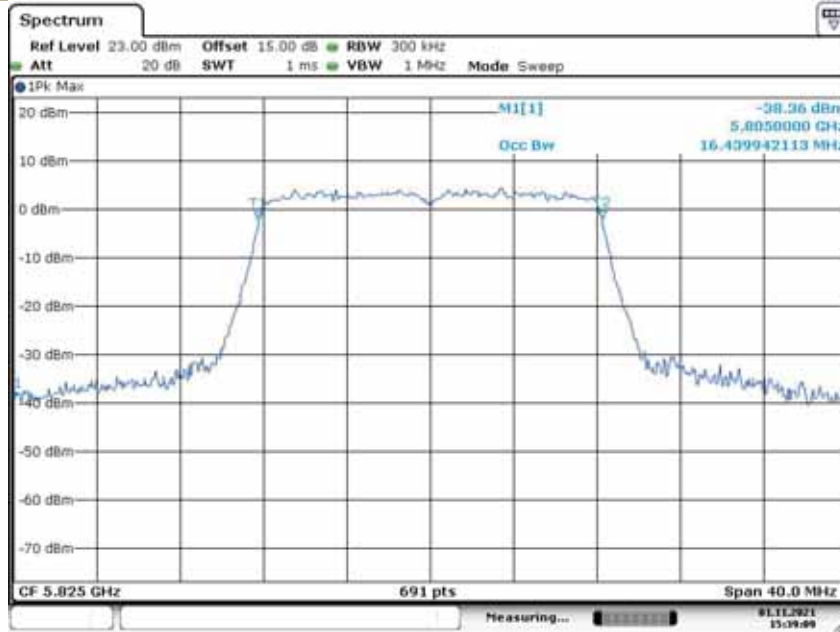


Date: 1 NOV 2021 15:38:44

99% Occupied Bandwidth  
Test Model 802.11a

U-NII - 3  
Frequency(MHz)

5825

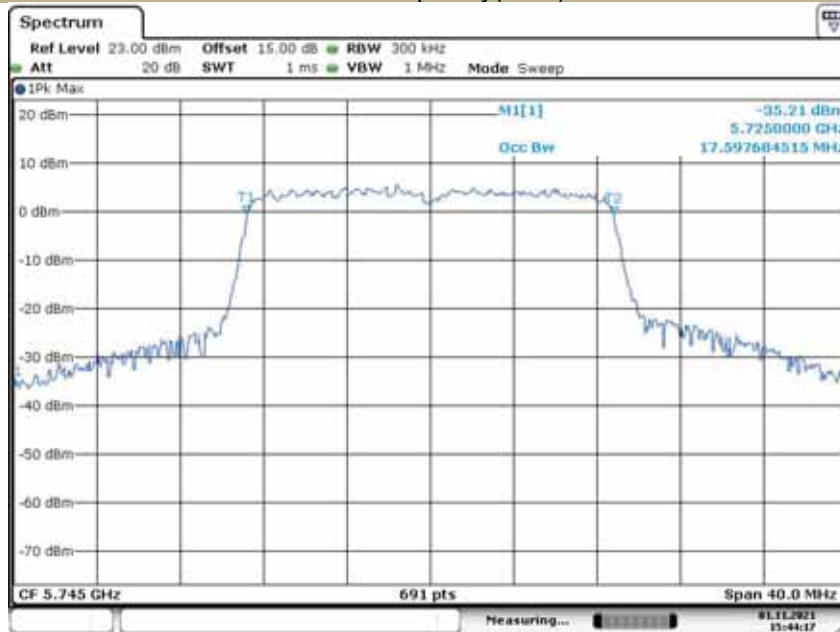


Date: 1 NOV 2021 15:39:08

99% Occupied Bandwidth  
Test Model 802.11n-HT20

U-NII - 3  
Frequency(MHz)

5745

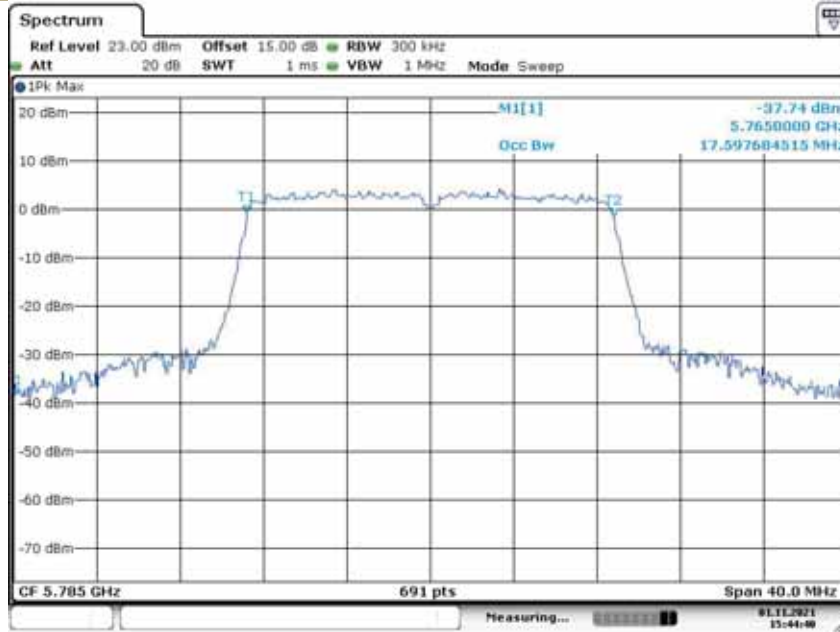


Date: 1 NOV 2021 15:44:17

99% Occupied Bandwidth  
Test Model 802.11n-HT20

U-NII - 3  
Frequency(MHz)

5785

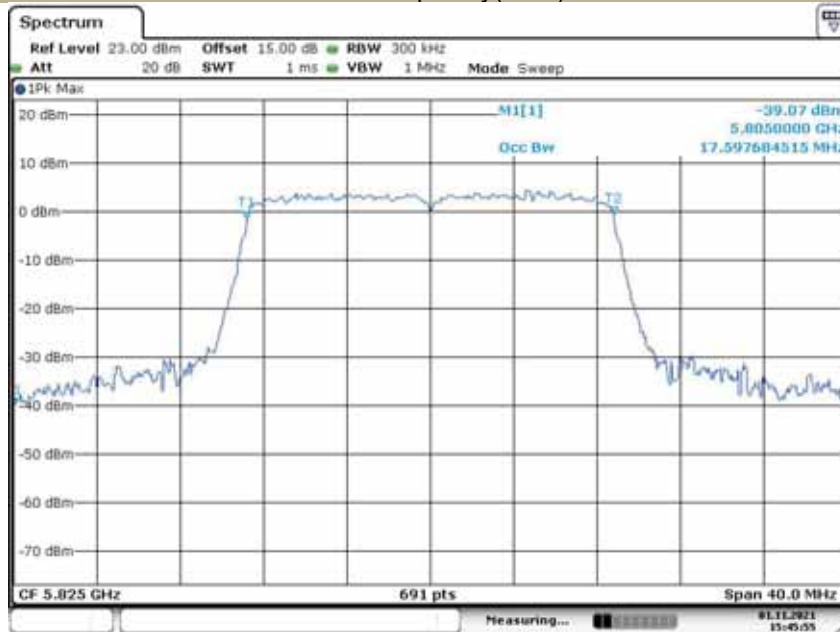


Date: 1 NOV 2021 15:44:40

99% Occupied Bandwidth  
Test Model 802.11n-HT20

U-NII - 3  
Frequency(MHz)

5825

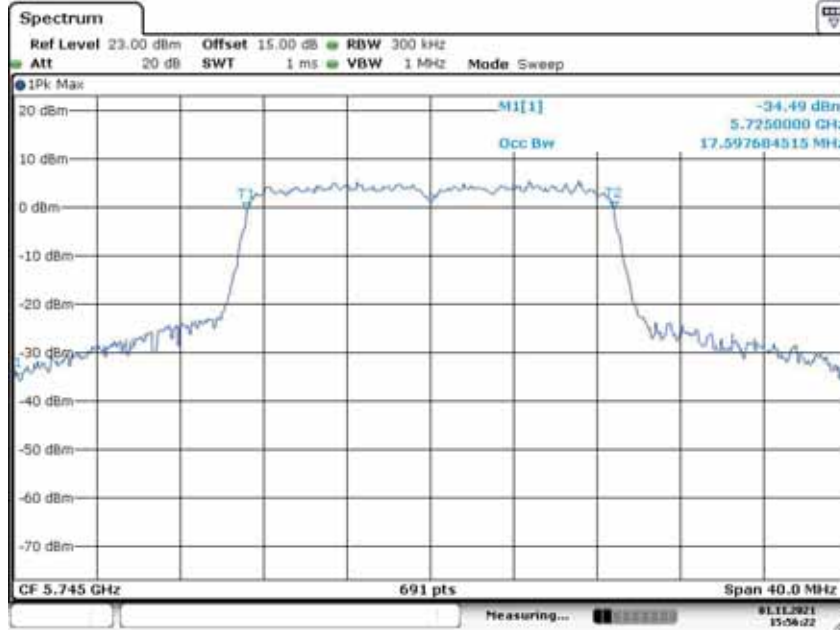


Date: 1 NOV 2021 15:45:55

99% Occupied Bandwidth  
 Test Model 802.11ac(HT20)

U-NII - 3  
 Frequency(MHz)

5745

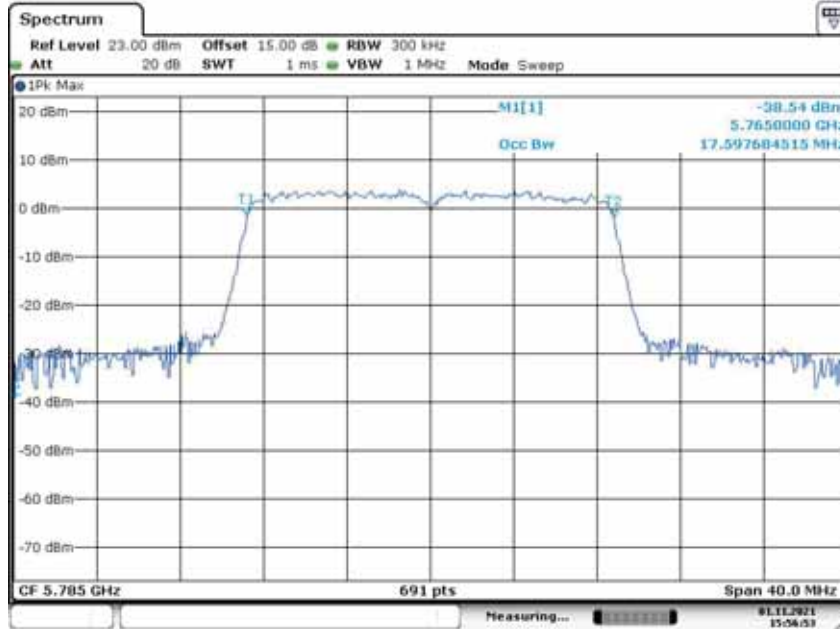


Date: 1 NOV 2021 15:56:22

99% Occupied Bandwidth  
 Test Model 802.11ac(HT20)

U-NII - 3  
 Frequency(MHz)

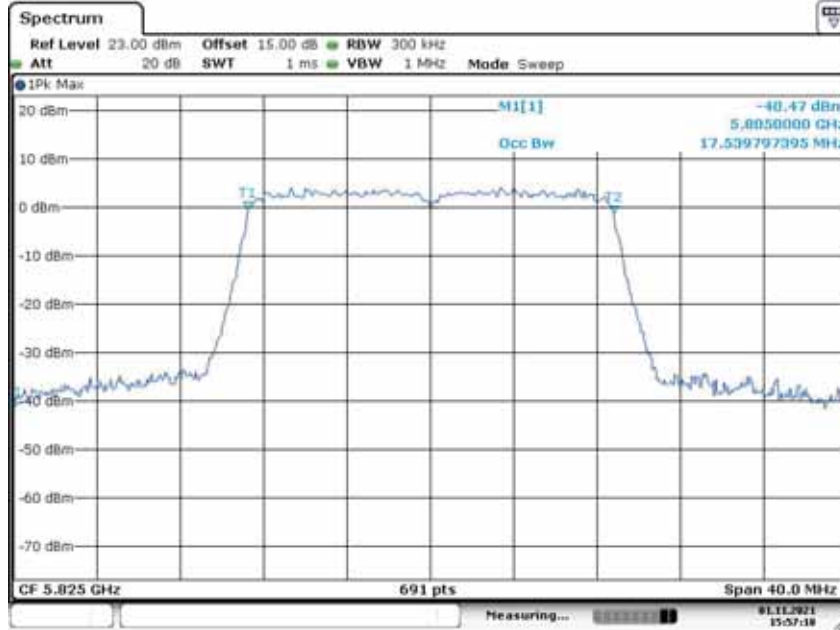
5785



Date: 1 NOV 2021 15:56:53

99% Occupied Bandwidth  
 Test Model 802.11ac(HT20)

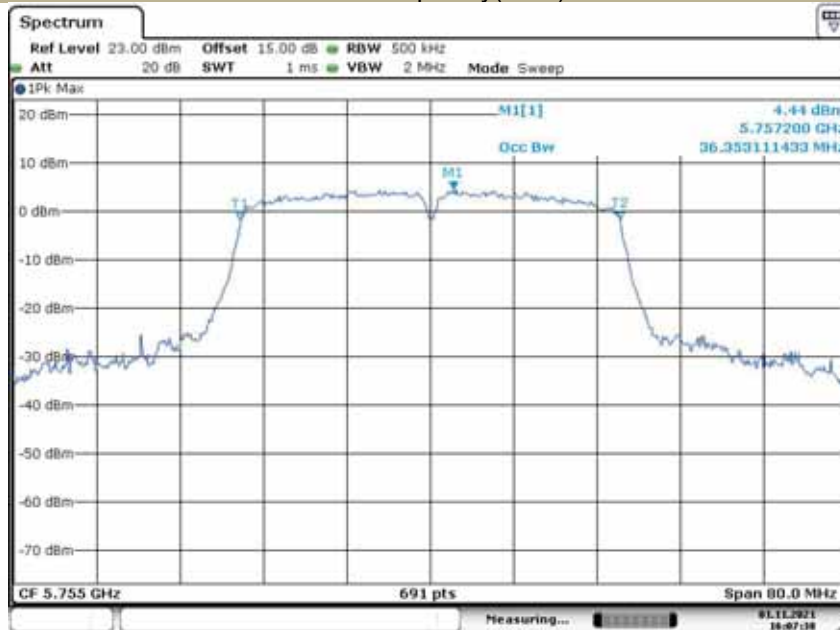
U-NII - 3  
 Frequency(MHz) 5825



Date: 1 NOV 2021 15:57:18

99% Occupied Bandwidth  
 Test Model 802.11n-HT40

U-NII - 3  
 Frequency(MHz) 5755



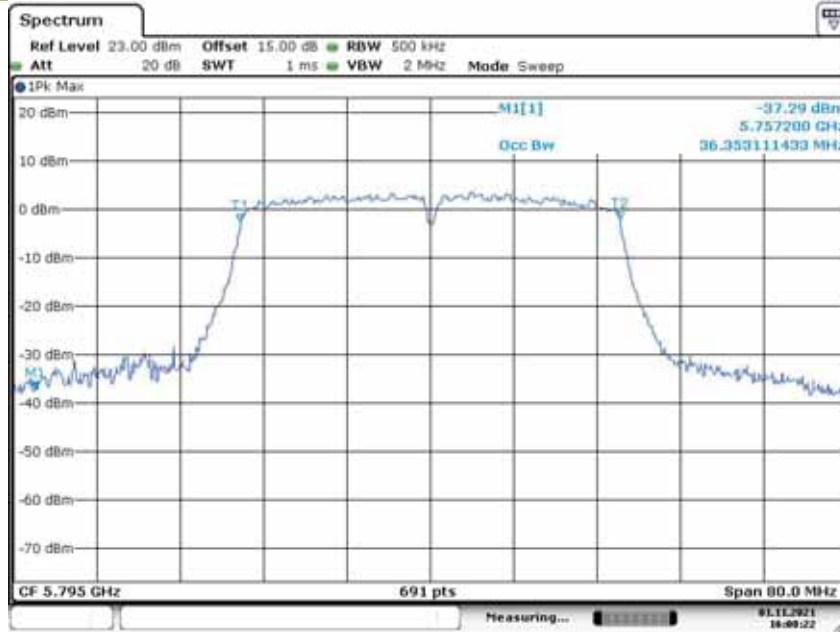
Date: 1 NOV 2021 16:07:39



99% Occupied Bandwidth  
Test Model 802.11n-HT40

U-NII - 3  
Frequency(MHz)

5795

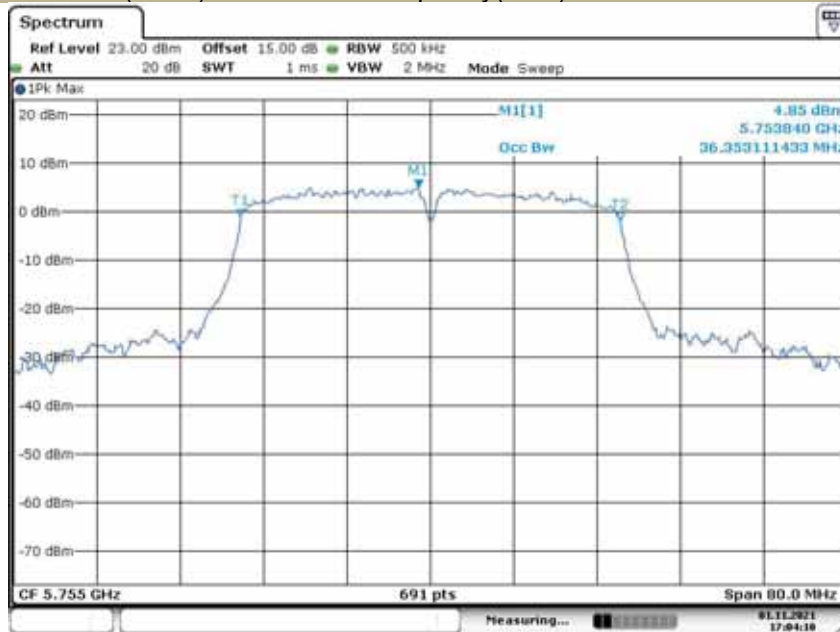


Date: 1 NOV 2021 16:09:22

99% Occupied Bandwidth  
Test Model 802.11ac(HT40)

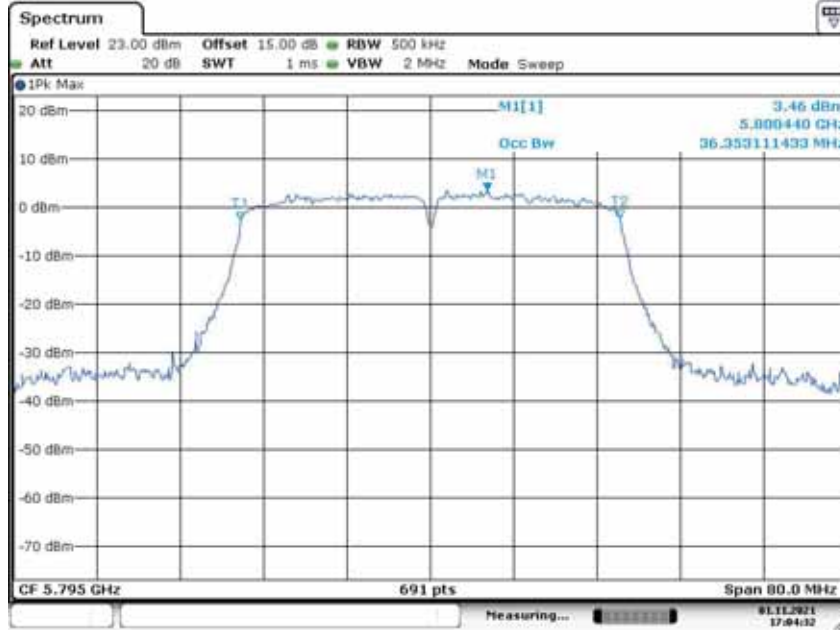
U-NII - 3  
Frequency(MHz)

5755



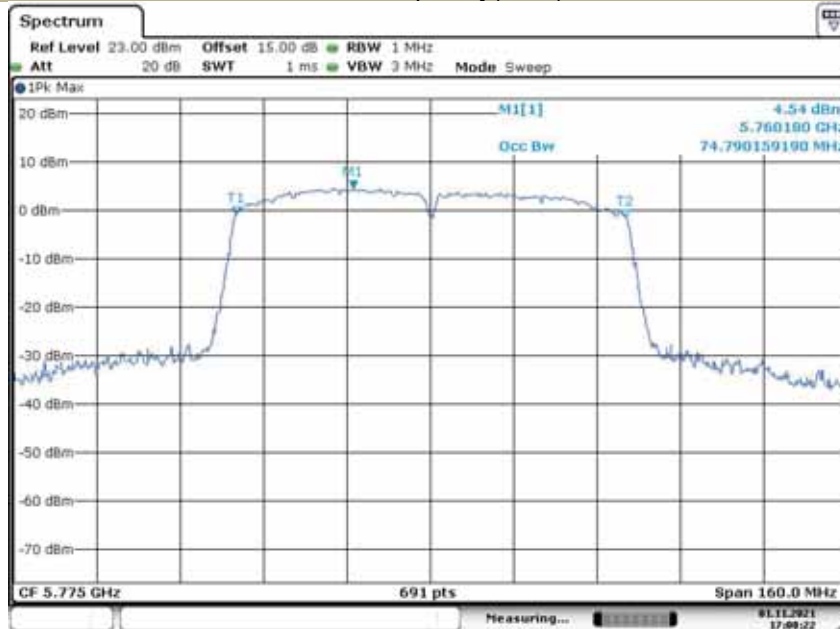
Date: 1 NOV 2021 17:04:10

99% Occupied Bandwidth U-NII - 3  
 Test Model 802.11ac(HT40) Frequency(MHz) 5795



Date: 1 NOV 2021 17:04:33

99% Occupied Bandwidth U-NII - 3  
 Test Model 802.11ac 80 Frequency(MHz) 5775



Date: 1 NOV 2021 17:09:22

-6 dB Emission Bandwidth  
Test Model 802.11a

U-NII - 3  
Frequency(MHz)

5745



-6 dB Emission Bandwidth  
Test Model 802.11a

U-NII - 3  
Frequency(MHz)

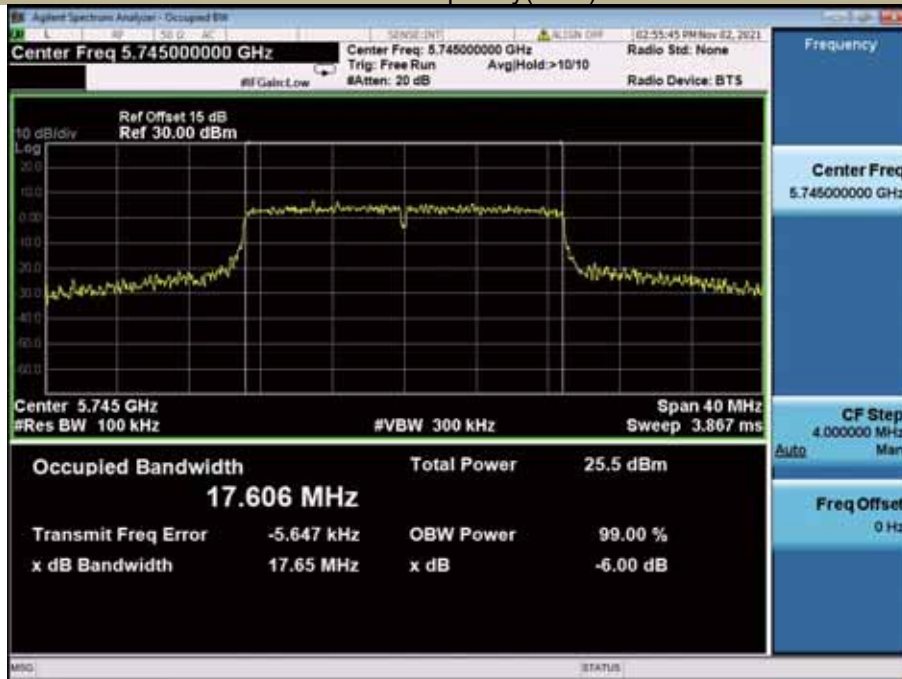
5785



-6 dB Emission Bandwidth U-NII - 3  
 Test Model 802.11a Frequency(MHz) 5825



-6 dB Emission Bandwidth U-NII - 3  
 Test Model 802.11n-HT20 Frequency(MHz) 5745



-6 dB Emission Bandwidth  
Test Model 802.11n-HT20

U-NII - 3  
Frequency(MHz)

5785



-6 dB Emission Bandwidth  
Test Model 802.11n-HT20

U-NII - 3  
Frequency(MHz)

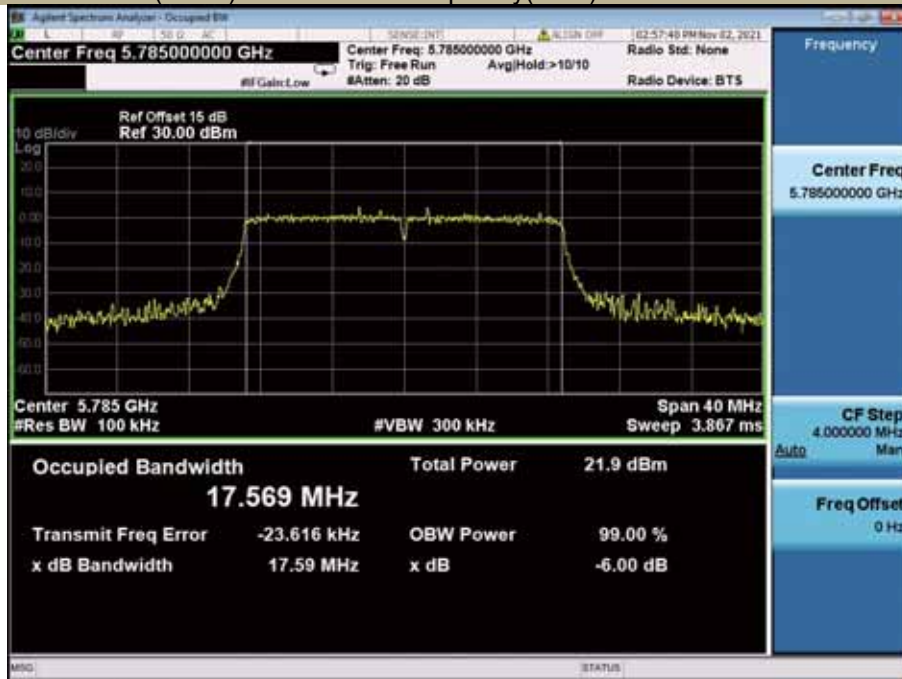
5825



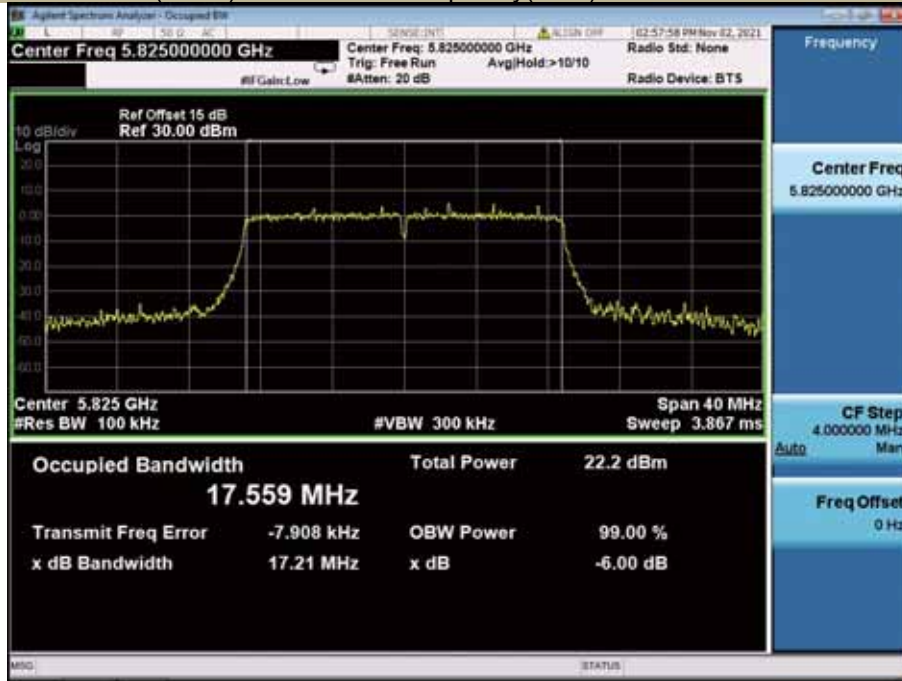
-6 dB Emission Bandwidth U-NII - 3  
 Test Model 802.11ac(HT20) Frequency(MHz) 5745



-6 dB Emission Bandwidth U-NII - 3  
 Test Model 802.11ac(HT20) Frequency(MHz) 5785



-6 dB Emission Bandwidth U-NII - 3  
 Test Model 802.11ac(HT20) Frequency(MHz) 5825



-6 dB Emission Bandwidth U-NII - 3  
 Test Model 802.11n-HT40 Frequency(MHz) 5755

