BioLite BaseCharge 600
Instructional Manual

For **Quickstart Video Guide**, **FAQs** and **Warranty Registration**, scan the code to the right or visit **BioLite.Help/BaseCharge600**.

Changes or modifications to this unit not expressly approved by the party responsible for compliance could void the user's authority to operate the equipment.

NOTE: This equipment has been tested and found to comply with the limits for a Class B digital device, pursuant to Part 15 of the FCC Rules. These limits are designed to provide reasonable protection against harmful interference in a residential installation. This equipment generates, uses and can radiate radio frequency energy and, if not installed and used in accordance with the instructions, may cause harmful interference to radio communications.

However, there is no guarantee that interference will not occur in a particular installation. If this equipment does cause harmful interference to radio or television reception, which can be determined by turning the equipment off and on, the user is encouraged to try to correct the interference by one or more of the following measures:

Reorient or relocate the receiving antenna.
Increase the separation between the equipment and receiver.
Connect the equipment into an outlet on a circuit different from that to which the receiver is connected.
Consult the dealer or an experienced radio/TV technician for help.

ADDITIONAL TIPS TO GET THE MOST FROM YOUR BASECHARGE:

1. Read the Instructional Manual or visit BioLite.Help/BaseChargeHQ to watch an overview video.
2. Regularly inspect ports for dust, dirt or moisture.
3. We recommend you keep your original retail box for the first few months in case of a warranty issue.

TABLE OF CONTENTS

PRODUCT OVERVIEW
5 Anatomy
6 Tech Specs

USING YOUR BASECHARGE
8 Port Overview
9 Port Activation
10 Wireless Charging
11 Easy-Read LCD Display
12 Error Codes & Reset Button
13 Resetting BaseCharge

CHARGING THE BASECHARGE
14 Charge by Grid-tied
15 Solar Charging

MAINTENANCE & CARE
16 Storage & Operational Temperatures
17 Safety Warnings

FAQ
18 Frequently Asked Questions

INTERNATIONAL
20-21 Français (FR)
22-23 Español (ES)
24-25 Deutsch (DE)
26-27 Svenska (SV)
28-29 Norsk (NO)
30-31 Dansk (DK)
32-33 简体中文 - 中国 (ZH-CN)
34-35 繁體中文 - 台灣 (ZH-TW)
36-37 日本語 (JP)
38-39 한국어 (KR)
40-41 Suomi (FI)

ANATOMY



INTRODUCTION

The BaseCharge 600 power station* is a 5 mm SMAC battery storage device. For power output BaseCharge 600 includes a 110 V AC pure sine wave inverter for sensitive devices, as well as a number of DC ports including a regulated 12 V port, USB-A, USB-C, and 12 V DC ports. Power inputs are located on the top back of the unit. These ports can be used to power most robust electronics, or to charge the BaseCharge 600 itself. The unit can be charged via the 110V-15 V AC power supply unit and solar input capabilities. The BioLite SolarPanel 100 is recommended.

NOTE: The 110V1 relates to the total wattage output capacity of the power station, which is 600 watt-hours.

TECHNICAL SPECIFICATIONS

BATTERY:
622 WH (25.9 V, 28.8 WLL) Li-ion (NMC)

INPUTS:
Wall Bypass Input (HPP): 100 W (30-50 V DC, 15 A max)
USB-C PD: 100 W

CHARGE MANAGEMENT:
Maximum Power Point Tracking (MPPT)

AC OUTPUTS:
(5): 120 V Pure Sine Wave, 600 W, 1200 W Surge
UK PLUG ONLY: 230 V Pure Sine Wave, 600 W, 1200 W Surge
Plug Types:
- United States (Type A)
- Continental Europe (Type C)
- Europe (Type E)
- New Zealand & Australia (Type I)

WIRELESS OUTPUT:
15 W Max Output

DC OUTPUTS:
(7): 12 V **Current Output** (20 W)
(2): 12 V **Barrel Ports** 100 W, 5.5 mm OD / 2.1 mm ID

CYCLE LIFE(1):
>80% capacity after 800 full charge cycles

USB OUTPUTS:
(2): USB-A: 2.1 / 2.4 A
(1): USB-C: 5 V / 3 A
(1): USB-C PD: 5 V, 9 V, 12 V, 20 V / 1.5 A - 250 W(1)

TECHNICAL SPECIFICATIONS

CHARGE TIME TO 80%:
Included AC Wall Adapter: 7 Hours
Wall Bypass (HPP) Input + USB-C PD: 10 Hours
Peak Input: 1x SolarPanel 100: 6 Hours

SHELF LIFE:
Recharge every 6 months to prolong the 36 months storage capability

DIMENSIONS:
12.5 x 9.5 x 9.5 in
318 x 241 x 241 mm

WEIGHT:
22 lbs
10 kg

IN THE BOX:
BaseCharge 600 Power Station
Instruction Manual
90 W AC Wall Adapter

WARRANTY:
Limited Warranty IN THE UNITED STATES, CANADA, UK AND EU: BaseCharge has a 2 year limited warranty. Should this product not function properly under normal use within 2 years of purchase, contact your original point of purchase or BioLite customer service. Warranty claims may be made by registering product through Amazon or BioLite/shop.com, contact BioLite SolarHome.org/pages/contact-us, or contact your original point of purchase. If BioLite determines that the product has an irreparable manufacturing flaw, you will be issued a replacement product. Shipping and handling costs are the responsibility of the customer. This warranty does not cover any damage or malfunction arising from misuse, improper maintenance, negligence, normal wear and tear, or accident.

FOR ALL OTHER CUSTOMERS: Please contact your local supplier for warranty information. Warranty terms may vary depending on the product in your country. You will find a list of international partners on BioLite/Energy.com/International.

PORT OVERVIEW

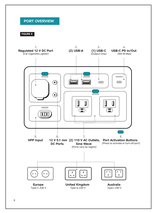

PORT ACTIVATION

POWERING A DEVICE

1. Plug in device to the corresponding port (FIG 10.1).
2. Press port activation button. The First indicator Light (FIG 10.2) will turn on (FIG 10.3) indicating "ON".
3. The Easy-Read LCD Display will show the current wattage and runtime until the BaseCharge is empty (FIG 10.3).
4. **IMPORTANT: Press first activation button to turn off port when not in use.** This will help conserve power.

PORT INDICATOR LIGHTS BEHAVIOR

Solid Green	Solid Green	Flashing Green	Flashing Red	Flashing Green
Port is OFF	**Port is ON OUTPUT**	**Port is ON INPUT**	**ERROR** Check Error Code Chart	**Low Power** Wall Bypass Input Only, Not Enough Power to Operate Port

WIRELESS CHARGING

The BaseCharge includes wireless charging for compatible devices. Put your wireless charging compatible device on the top of the BaseCharge, covering the wireless charging icon. Note that only one device can charge at a time.

If the power is not on, press any Port Activation Button to wake up the BaseCharge. Confirm the BaseCharge is displaying the wireless charging icon on the LCD Screen. Wait a moment to ensure your device is charging.

The wireless charging will stop when the device is 100% charged or removed from the top deck.

EASY-READ LCD DISPLAY



1. **Hours To Empty/Hours To Full:** If input watts exceed output watts, the user will see how many hours it will take to charge the unit. Input watts exceed output watts, user interface will display "Hours To Full".
2. **State Of Charge:** Displays percentage battery remaining.
3. **Output Wattage:** Displays output wattage via USB-A, USB-C, USB-C PD, DC, and AC ports.
4. **Input Wattage:** Displays input wattage via solar, USB-C PD, AC or a combination of the above if charging from multiple sources.
5. **Error Code Icon:** Indicates an error has occurred and you should check the error code chart for more information.
6. **Over Temperature Icon:** BaseCharge is too hot. Cover your unit if in direct sunlight or take indoors.
7. **Low Temperature Icon:** BaseCharge is too cold. Take BaseCharge indoors, light will slowly pulse green.
8. **Display:** Turn display on and off.
9. **Message Center & Energy Odometer:** Displays status of unit, additional information on errors or wattage consumed.
10. **Wireless Charging Icon:** Indicates that a device is actively charging on the wireless charging pad.
11. **See/Reset WH Used:** Press to change Message Center to display watt hours used since last reset. Press and hold to reset Energy Odometer.

ERROR CODES

HOT TEMPERATURE GAUGE
BaseCharge is getting hot. Turn off ports by pressing the button above each active port.

COLD TEMPERATURE GAUGE
BaseCharge is cold. Total capacity will be reduced until the temperature increases. Please bring inside.

RED TRIANGLE
Error. User interface will notify you of the type of error.

To view the complete list of errors and their resolutions, scan the code to the right or visit BioLite.Help/BaseChargeQS

RESETTING YOUR BASECHARGE

In very rare occasions, the BaseCharge may experience an error that causes the Easy-Read LCD display to become unresponsive. If this occurs, reset your BaseCharge to resume normal operation.

To reset your BaseCharge, hold the OFF/P button for 10 seconds.

CHARGING THE BASECHARGE

There are three (3) ways to charge the BaseCharge 600:

1. FROM A WALL OUTLET
Plug included AC adapter into the 15V DC port (FIG 14.1). Confirm charge indicator light will slowly pulse green.

Charges to 80% in about **7 hours.**

2. FROM USB-C
Plug USB-C PD cable (sold separately) into port. Confirm charge light will slowly pulse green.

Charges to 80% in about **9 hours.**

3. FROM USB-C + WALL OUTLET
Plug included AC adapter into the 15V AC port (FIG 14.1) and USB-C PD cable into port. Confirm power green, slow pulse USB-C cord (sold separately) into port and indicator light will slowly pulse green.

Charges to 80% in about **3.5 hours.**

RECHARGING FROM EMPTY
If the BaseCharge has been completely discharged (0%) and has been charged for 10 minutes using either solar or AC adapter, the unit **will remain inactive until the state of charge has exceeded 1%**. At that point, ports may be activated if needed.

SOLAR CHARGING

Charge via solar by connecting solar panels such as the BioLite SolarPanel 100 (sold separately) to SolarPanel 100s (sold separately) and the BaseCharge 600.

CHARGING FROM SOLAR
Connect the MPP input via an MPP plug and indicator light will slowly pulse green. Charge time is comparable with 6 solar panels. Use the BioLite SolarPanel 100 adapter cable sets for different solar panel brands.

Charges fully at 100 W (3 panels) in about 6 hours (maximum angle and sunshine dependent).

STORAGE & OPERATIONAL TEMPERATURES

LONG-TERM STORAGE
Ensure BaseCharge is ready to use by regularly inspecting the state of charge and topping up using the AC charger or solar input. If not in use for 6 months, recharge to prolong the 36 months storage capability. Shelf life is 2 years.

Ambient air (Temp) Storage for the 100 Wh unit should be between 0 to 35 °C (32 to 95 °F) and not in a hot, humid place. Ideal levels are 40% and the BaseCharge is not in use to reduce the drain on the battery.

OPERATIONAL TEMPERATURE RANGE
The BaseCharge Power Station operates (and in temperatures between 32°F - 100°F (0°C - 38°C)

100°F (37°C)

32°F (0°C)

In cold temperatures (-10°F/0°C): The BaseCharge will have a reduced capacity and will not charge. The BaseCharge will function when using in outdoor, cold operation while keeping ventilations ports clear.

In hot conditions (>100°F/37°C): If overheating, the BaseCharge will have a reduced capacity and will turn off. Do the following to allow the unit to cool:

- Discontinue operation
- Remove from direct sunlight
- Ensure ventilation ports are not obstructed

WARNINGS

DO NOT insert foreign objects into ports or ventilation holes. Do not block ventilation holes.

DO NOT tamper with or open the outer casing.

DO NOT operate in wet or dusty conditions.

DO NOT stack objects on top of unit.

DO use and store in the upright position only.

FREQUENTLY ASKED QUESTIONS

Q: Is this unit pure sine wave?
A: Yes, it will provide clean AC output operation of appliances needing a pure sine wave like a laptop.

Q: Can I use the BaseCharge unit while it is solar charging?
A: Yes.

Q: Can I power an AC unit or heater?
A: No, we do not recommend that the BaseCharge power AC units or space heaters.

Q: Does BioLite BaseCharge 600 work with non-BioLite solar panels?
A: Yes, the BaseCharge 600 can charge from any solar panel within its specs. It is not compatible with higher voltage panels. If your non-BioLite panel utilizes an MC4 cord, note that the BioLite MC4-to-MPP adapter cord will be required for use (sold separately).

Q: Can I jump start a car?
A: No, the BaseCharge 600 is not the appropriate voltage to jump a standard lead acid vehicle battery.

Q: Can BaseCharge be stored outside?
A: Yes, the BaseCharge can be stored in a cool, dry location. Do not expose your unit to extreme temperatures or moisture.

Q: Can I chain multiple BaseCharges together?
A: Only its sister, our second-generation BaseCharge, units together.

Q: How can I estimate how long BaseCharge will power a device I want to use?
A: The Easy-Read Smart Dashboard will calculate in real-time the remaining hours left in the unit depending on total of charge number of devices running, and if the unit is being charged. For more information, please watch our video tutorial on **BioLite.Help/BaseChargeHQ**.

Q: How many devices can I charge wirelessly at once?
A: Only one device can charge at a time. The wireless charger must be directly on top of the wireless charging pad to receive a charge.

Q: What does the surge rating mean in the tech specs?
A: Surge power is the maximum power the unit can provide for a momentary period of wattage to initiate the device. It then settles down to a lower, operational wattage. The Base Charge can accommodate those "start-up" wattages with the surge rating. Products that current-sustain that surge wattage for longer periods of time.

ENGLISH

WARRANTY: Products and warranties are non-transferable and limited to the original purchaser. Warranty claims may be made by registering product through Amazon or BioLite/shop.com, contact BioLite SolarHome.org/pages/contact-us, or contact your original point of purchase. If BioLite determines that the product has an irreparable manufacturing flaw, you will be issued a replacement product. Shipping and handling costs are the responsibility of the customer. This warranty does not cover any damage or malfunction arising from misuse, improper maintenance, negligence, normal wear and tear, or accident.

FOR ALL OTHER CUSTOMERS: Please contact your local supplier for warranty information. Warranty terms may vary depending on the product in your country. You will find a list of international partners on BioLite/Energy.com/International.

FRENCH (FR)

GARANTIE : Produits et garanties non-transférables et limités à l'acheteur initial. Les réclamations de garantie peuvent être faites en enregistrant le produit sur Amazon ou BioLite/shop.com, contacter BioLite SolarHome.org/pages/contact-us, ou contacter votre point d'achat initial. Si BioLite détermine que le produit présente un défaut de fabrication irréparable, vous recevrez un produit de remplacement. Les frais de port et de manutention sont à la charge du client. Cette garantie ne couvre pas les dommages ou dysfonctionnements résultant d'un usage abusif, d'un entretien inadéquat, d'une négligence, d'une usure normale ou d'un accident.

POUR TOUTES LES AUTRES CLIENTS : Veuillez contacter votre fournisseur local pour les informations de garantie. Les termes de garantie peuvent varier en fonction du produit dans votre pays. Vous trouverez une liste des partenaires internationaux sur BioLite/Energy.com/International.

SPANISH (ES)

GARANTÍA: Productos y garantías no transferibles y limitados al comprador original. Las reclamaciones de garantía pueden realizarse registrando el producto en Amazon o BioLite/shop.com, contacte con BioLite SolarHome.org/pages/contact-us, o contacte con su punto de compra original. Si BioLite determina que el producto tiene un defecto de fabricación irreparable, se le emitirá un producto de sustitución. Los gastos de envío y manipulación son responsabilidad del cliente. Esta garantía no cubre ningún daño o mal funcionamiento que surja de un uso indebido, un mantenimiento inadecuado, negligencia, desgaste normal o accidente.

PARA TODOS LOS DEMÁS CLIENTES: Por favor, contacte con su proveedor local para información de garantía. Los términos de garantía pueden variar según el producto en su país. Encontrará una lista de socios internacionales en BioLite/Energy.com/International.

GERMAN (DE)

GARANTIE: Produkte und Garantien sind nicht übertragbar und gelten nur für den Erstkäufer. Garantieansprüche können durch Registrierung des Produkts bei Amazon oder BioLite/shop.com geltend gemacht werden, kontaktieren Sie BioLite SolarHome.org/pages/contact-us, oder wenden Sie sich an Ihren ursprünglichen Kaufpunkt. Wenn BioLite feststellt, dass das Produkt einen irreparablen Fertigungsfehler aufweist, erhalten Sie ein Ersatzprodukt. Versand- und Bearbeitungskosten gehen zu Lasten des Kunden. Diese Garantie deckt keine Schäden oder Fehlfunktionen ab, die aus Missbrauch, unsachgemäßer Wartung, Fahrlässigkeit, normalem Verschleiß oder Unfällen resultieren.

FÜR ALLE ANDEREN KUNDEN: Wenden Sie sich für Garantieinformationen an Ihren lokalen Lieferanten. Die Garantiebedingungen können je nach Produkt in Ihrem Land variieren. Eine Liste der internationalen Partner finden Sie unter BioLite/Energy.com/International.

SWEDISH (SV)

GARANTI: Produkter och garantier är inte överlåtbara och begränsade till den ursprungliga köparen. Garantianspråk kan göras genom att produkten registreras på Amazon eller BioLite/shop.com, kontakta BioLite SolarHome.org/pages/contact-us, eller kontakta din ursprungliga köpställe. Om BioLite fastställer att produkten har ett oreparerbart tillverkningsfel kommer du att utfärdas en ersättningsprodukt. Frakt- och hanteringskostnader är kundens ansvar. Denna garanti täcker inte skador eller felfunktioner som uppstår vid missbruk, bristfällande underhåll, vårdslöshet, normalt slitage eller olyckor.

FÖR ALLA ANDRA KUNDER: Kontakta din lokala leverantör för garantiinformation. Garantivillkoren kan variera beroende på produkten i ditt land. En lista med internationella partner finns på BioLite/Energy.com/International.

NORWEGIAN (NO)

GARANTI: Produkter og garantier er ikke overførbare og er begrenset til den opprinnelige kjøperen. Garantikrav kan gjøres ved å registrere produktet på Amazon eller BioLite/shop.com, kontakt BioLite SolarHome.org/pages/contact-us, eller kontakt din opprinnelige kjøpssted. Hvis BioLite fastslår at produktet har en uoppdagelig produksjonsfeil, vil du bli utstedt et erstatningsprodukt. Frakt- og håndteringskostnader er kundens ansvar. Denne garantien dekker ikke skade eller feilfunktion som oppstår ved misbruk, uforsvarlig vedlikehold, uaktsomhet, normalt slitasje eller ulykker.

FOR ALLE ANDRE KUNDER: Kontakt din lokale leverandør for garantiinformasjon. Garantivilkårene kan variere avhengig av produktet i ditt land. En liste over internasjonale partnere finnes på BioLite/Energy.com/International.

DANISH (DK)

GARANTI: Produkter og garantier er ikke overdragelige og er begrænset til den oprindelige køber. Garantikrav kan gøres ved at registrere produktet på Amazon eller BioLite/shop.com, kontakt BioLite SolarHome.org/pages/contact-us, eller kontakt din oprindelige købssted. Hvis BioLite fastslår, at produktet har en uoprettelig produktionsfejl, vil du blive udstedt et erstatningsprodukt. Fragt- og håndteringsomkostninger er kundens ansvar. Denne garanti dækker ikke skade eller fejlfunktion, der opstår ved misbrug, uforsvarlig vedligeholdelse, uagtsomhed, almindelig slitage eller ulykker.

TIL ALLE ANDRE KUNDER: Kontakt din lokale leverandør for garantioplysninger. Garantivilkårene kan variere afhængig af produktet i dit land. En liste over internationale partnere findes på BioLite/Energy.com/International.

SIMPLIFIED CHINESE (ZH-CN)

保修：产品和保修不可转让，仅限原购买者。保修索赔可通过在亚马逊或 BioLite/shop.com 注册产品来提出，请联系 BioLite SolarHome.org/pages/contact-us，或联系您的原购买点。如果 BioLite 确定产品存在不可修复的制造缺陷，您将收到一个替换产品。运费和处理费由客户承担。本保修不涵盖因滥用、维护不当、疏忽、正常磨损或意外造成的损坏或故障。

对于所有其他客户：请联系您的当地供应商以获取保修信息。保修条款可能因您国家/地区的产品而异。您可以在 BioLite/Energy.com/International 上查看国际合作伙伴的列表。

TRADITIONAL CHINESE (ZH-TW)

保固：產品和保固不可轉讓，僅限原購買者。保固索賠可透過在亞馬遜或 BioLite/shop.com 註冊產品來提出，請聯系 BioLite SolarHome.org/pages/contact-us，或聯系您的原購買點。如果 BioLite 確定產品存在不可修復的製造缺陷，您將收到一個替換產品。運費和處理費由客戶承擔。本保固不涵蓋因濫用、維護不當、疏忽、正常磨損或意外造成的損壞或故障。

對於所有其他客戶：請聯系您的當地供應商以獲取保固信息。保固條款可能因您國家/地區的產品而異。您可以在 BioLite/Energy.com/International 上查看國際合作伙伴的列表。

JAPANESE (JP)

保証：製品および保証は譲渡不可であり、オリジナルの購入者に限定されます。保証請求は、Amazon または BioLite/shop.com で製品を登録することで行うことができます。BioLite SolarHome.org/pages/contact-us に連絡するか、または元の購入ポイントに連絡してください。BioLite が修復不可能な製造上の欠陥があると判断した場合、代替製品が発行されます。送料および取扱手数料は顧客の負担となります。この保証は、誤用、不適切なメンテナンス、過失、通常の摩耗または事故によって生じる損傷または故障をカバーしません。

その他のすべてのお客様：お近くの供給業者に保証情報を問い合わせてください。保証条件は、お住まいの国の製品によって異なる場合があります。国際パートナーのリストは、BioLite/Energy.com/International にあります。

KOREAN (KR)

보증: 제품 및 보증은 양도할 수 없으며 원 구매자에게 한정됩니다. 보증 청구는 Amazon 또는 BioLite/shop.com 에서 제품을 등록하여 BioLite SolarHome.org/pages/contact-us 에 문의하거나 원래 구매한 곳에 문의하여 제기할 수 있습니다. BioLite 가 수리 불가능한 제조 결함이 있는 것으로 판단하면 교체 제품을 발급합니다. 배송 및 취급 수수료는 고객 부담입니다. 이 보증은 오용, 부적절한 유지보수, 과실, 정상 마모 또는 사고로 인한 손상 또는 오작동을 커버하지 않습니다.

기타 모든 고객: 현지 공급업체에 보증 정보를 문의하십시오. 보증 조건은 귀하의 국가에 있는 제품에 따라 다를 수 있습니다. 국제 파트너 목록은 BioLite/Energy.com/International 에서 확인할 수 있습니다.

FINNISH (FI)

TAKUU: Tuotteet ja takuut eivät ole siirrettävät ja ne on rajoitettu alkuperäiseen ostajaan. Takuuvaatimukset voidaan tehdä rekisteröimällä tuote Amazonissa tai BioLite/shop.com, ota yhteys BioLite SolarHome.org/pages/contact-us, tai ota yhteys alkuperäiseen ostopaikkaan. Jos BioLite toteaa, ettei tuotteella ole korjauskelvoton valmistusvirhettä, saat korvaavan tuotteen. Postikulut ja käsittelykulut ovat asiakkaan maksettavaksi. Tämä takuu ei kata vahinkoja tai toimintahäiriöitä, jotka ovat syntyneet väärinkäytöstä, puutteellisesta huollosta, huolimattomuudesta, normaalista kulumisesta tai onnettomuudesta.

KAIKILLE MUILLE ASIAKKAILLE: Ota yhteys paikalliseen toimittajaasi takuutiedot. Takuuehdot voivat vaihdella tuotteen maasta riippuen. Voit löytää luettelon kansainvälisistä kumppaneista osoitteesta BioLite/Energy.com/International.

This device contains licence-exempt transmitter(s)/receiver(s) that comply with Innovation, Science and Economic Development Canada's licence-exempt RSS(s). Operation is subject to the following two conditions:
(1) This device may not cause interference.
(2) This device must accept any interference, including interference that may cause undesired operation of the device.

L'émetteur/récepteur exempt de licence contenu dans le présent appareil est conforme aux CNR d'Innovation, Sciences et Développement économique Canada applicables aux appareils radio exempts de licence. L'exploitation est autorisée à la condition suivante :
(1) Appareil ne doit pas produire de brouillage
(2) L'utilisateur de l'appareil doit accepter tout brouillage radioélectrique subi, même si le brouillage est susceptible d'en compromettre le fonctionnement.

This equipment complies with FCC radiation exposure limits set forth for an uncontrolled environment. This equipment should be installed and operated with a minimum distance of 20cm between the radiator & your body. This transmitter must not be co-located or operating in conjunction with any other antenna or transmitter.

Caution: Risk of fire during connection of additional equipment, safeguards against fire of the connected equipment or accessory should be considered

Transmitting frequency band: 525-20kHz,the max transmitting power is 20.00dBμA/m @3m

BioLite

BGA0101-2022G2.REV4