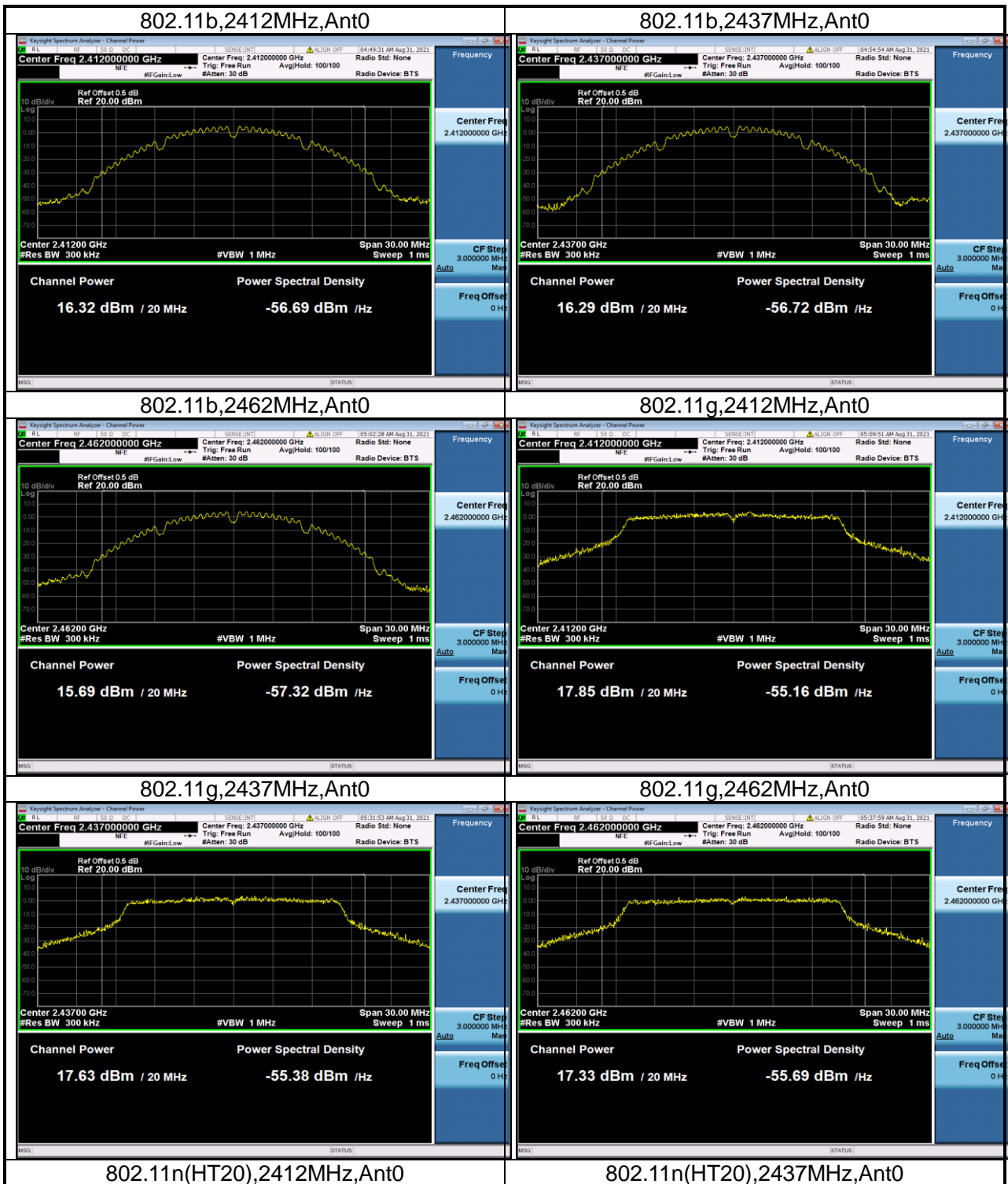
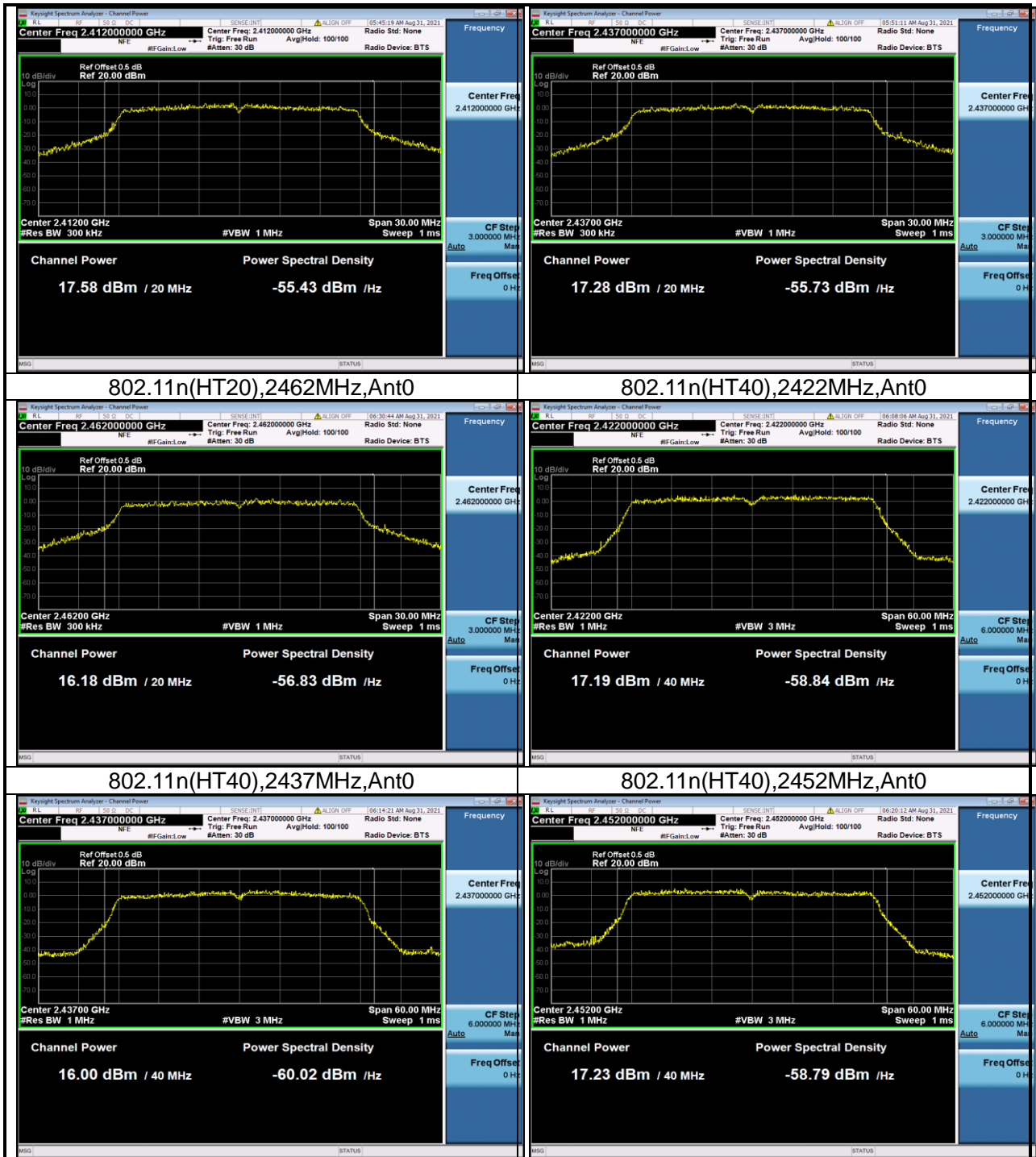


### 4.2 Test Plots



## TEST REPORT



**TEST REPORT**

5. Power spectrum density

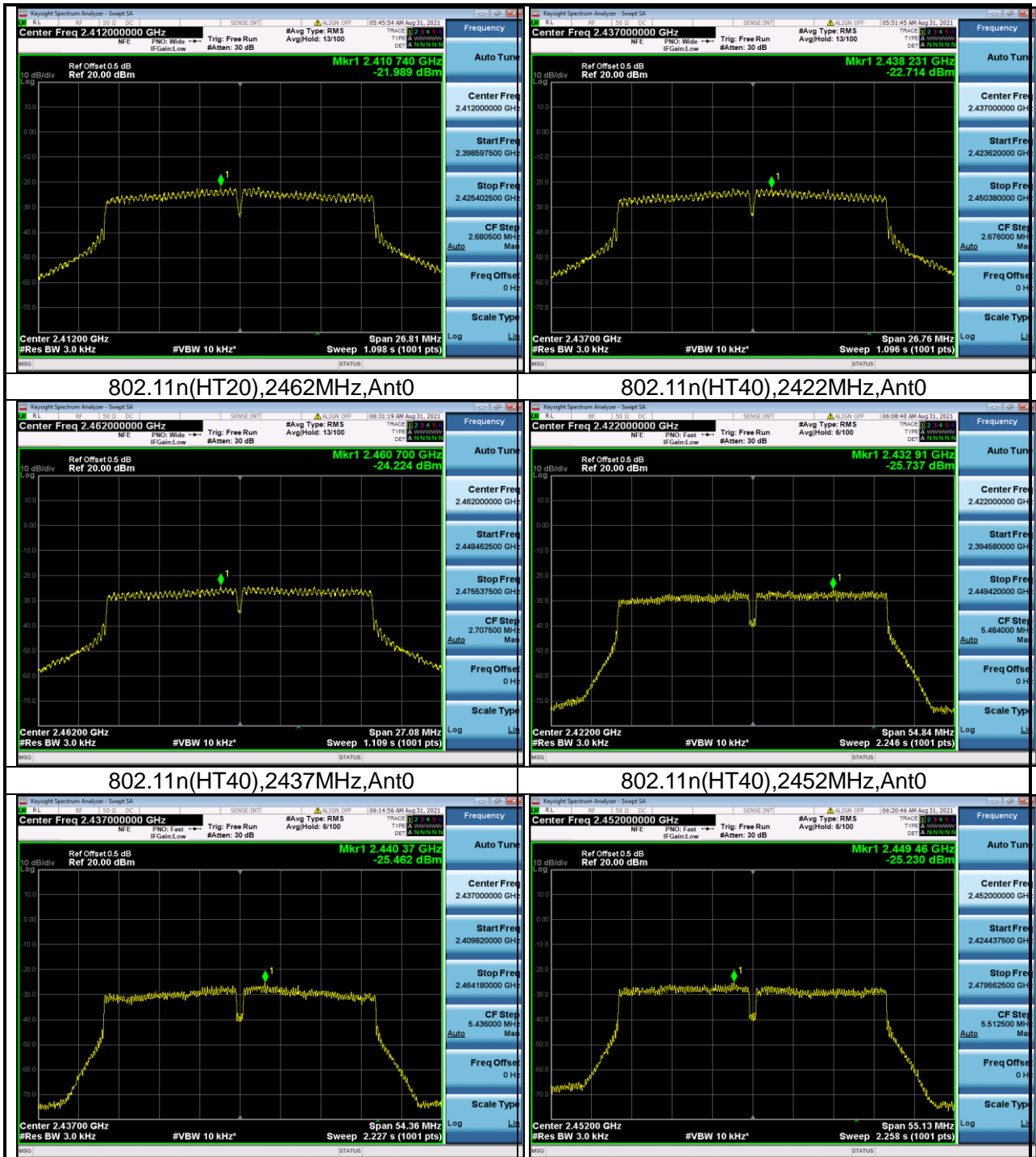
5.1 Test Data

WLAN AVGSA Power Spectral Density							
Mode	Test Frequency (MHz)	Ant	Duty Cycle Factor (dB)	PSD (dBm)	RBW (kHz)	Limit (dBm)	Result
802.11b	2412	Ant0	0.00	-18.967	3	8	Pass
802.11b	2437	Ant0	0.00	-18.655	3	8	Pass
802.11b	2462	Ant0	0.00	-19.238	3	8	Pass
802.11g	2412	Ant0	0.00	-21.135	3	8	Pass
802.11g	2437	Ant0	0.00	-21.646	3	8	Pass
802.11g	2462	Ant0	0.00	-21.591	3	8	Pass
802.11n (HT20)	2412	Ant0	0.10	-21.790	3	8	Pass
802.11n (HT20)	2437	Ant0	0.10	-22.613	3	8	Pass
802.11n (HT20)	2462	Ant0	0.10	-24.042	3	8	Pass
802.11n (HT40)	2422	Ant0	0.25	-25.616	3	8	Pass
802.11n (HT40)	2437	Ant0	0.25	-25.212	3	8	Pass
802.11n (HT40)	2452	Ant0	0.25	-24.980	3	8	Pass

### 5.2 Test Plots



## TEST REPORT



**TEST REPORT**

6. Emission outside the frequency band

6.1 Test Data

WLAN Transmitter Spurious Emission						
Mode	Test Frequency (MHz)	Ant	Plot No.	Frequency Range	Emission (dBm)	Result
802.11b	2412	Ant0	1	Reference Level	4.45	Pass
802.11b	2412	Ant0	2	Band Edge	-47.82	Pass
802.11b	2412	Ant0	3	30MHz~2310MHz	-57.34	Pass
802.11b	2412	Ant0	4	2500MHz~5000MHz	-51.22	Pass
802.11b	2412	Ant0	5	5000MHz~15000MHz	-55.57	Pass
802.11b	2412	Ant0	6	15000MHz~25000MHz	-52.86	Pass
802.11b	2437	Ant0	1	Reference Level	4.44	Pass
802.11b	2437	Ant0	2	Band Edge	-57.30	Pass
802.11b	2437	Ant0	3	30MHz~2310MHz	-57.36	Pass
802.11b	2437	Ant0	4	2500MHz~5000MHz	-52.54	Pass
802.11b	2437	Ant0	5	5000MHz~15000MHz	-55.40	Pass
802.11b	2437	Ant0	6	15000MHz~25000MHz	-52.05	Pass
802.11b	2462	Ant0	1	Reference Level	3.78	Pass
802.11b	2462	Ant0	2	Band Edge	-58.10	Pass
802.11b	2462	Ant0	3	30MHz~2310MHz	-57.54	Pass
802.11b	2462	Ant0	4	2500MHz~5000MHz	-51.06	Pass
802.11b	2462	Ant0	5	5000MHz~15000MHz	-53.83	Pass
802.11b	2462	Ant0	6	15000MHz~25000MHz	-53.34	Pass
802.11g	2412	Ant0	1	Reference Level	2.11	Pass
802.11g	2412	Ant0	2	Band Edge	-29.44	Pass
802.11g	2412	Ant0	3	30MHz~2310MHz	-57.39	Pass
802.11g	2412	Ant0	4	2500MHz~5000MHz	-54.02	Pass
802.11g	2412	Ant0	5	5000MHz~15000MHz	-55.39	Pass
802.11g	2412	Ant0	6	15000MHz~25000MHz	-53.08	Pass
802.11g	2437	Ant0	1	Reference Level	2.70	Pass
802.11g	2437	Ant0	2	Band Edge	-56.91	Pass

**TEST REPORT**

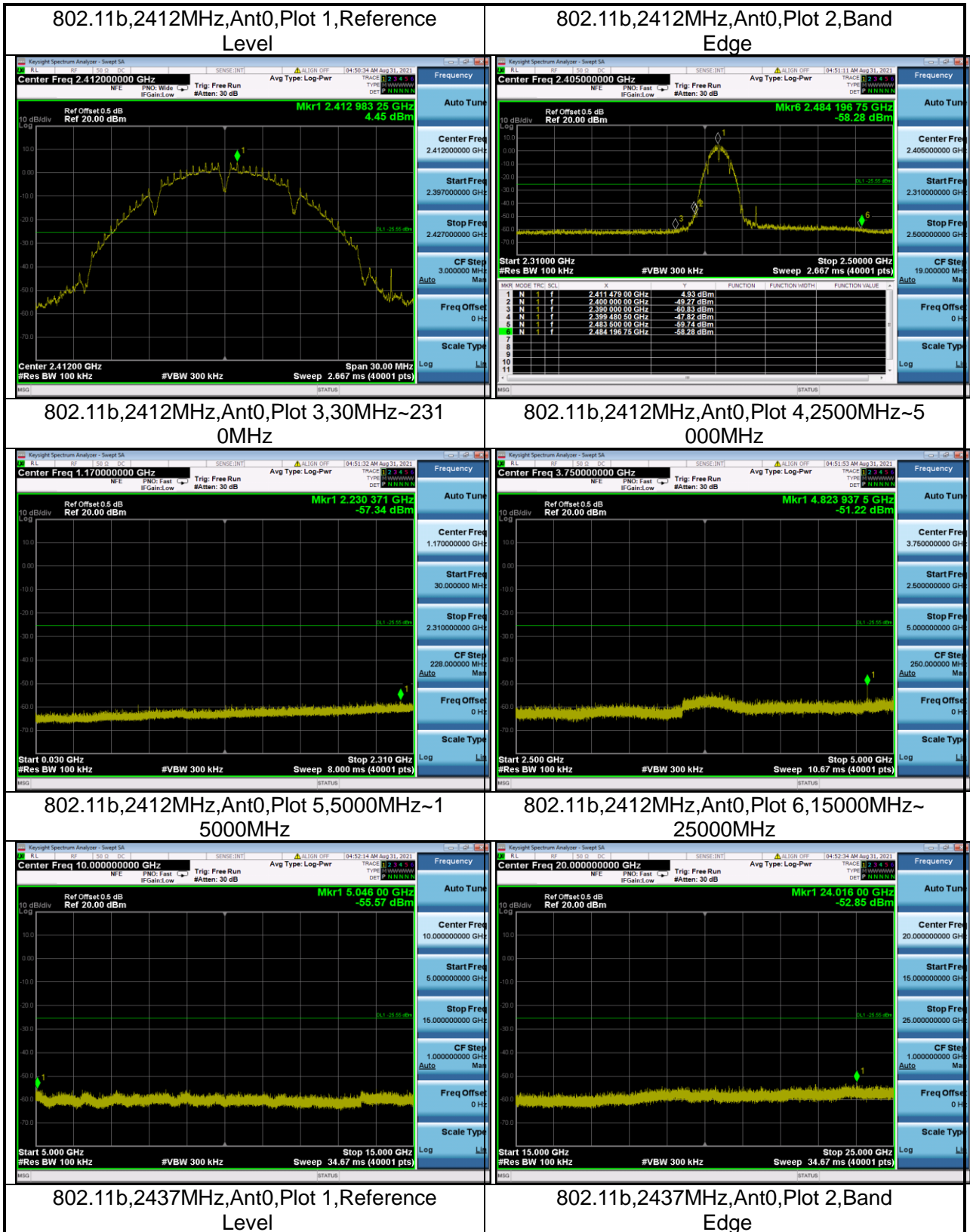
802.11g	2437	Ant0	3	30MHz~2310MHz	-57.08	Pass
802.11g	2437	Ant0	4	2500MHz~5000MHz	-53.29	Pass
802.11g	2437	Ant0	5	5000MHz~15000MHz	-55.85	Pass
802.11g	2437	Ant0	6	15000MHz~25000MHz	-52.94	Pass
802.11g	2462	Ant0	1	Reference Level	1.77	Pass
802.11g	2462	Ant0	2	Band Edge	-53.89	Pass
802.11g	2462	Ant0	3	30MHz~2310MHz	-57.29	Pass
802.11g	2462	Ant0	4	2500MHz~5000MHz	-53.84	Pass
802.11g	2462	Ant0	5	5000MHz~15000MHz	-55.27	Pass
802.11g	2462	Ant0	6	15000MHz~25000MHz	-52.64	Pass
802.11n (HT20)	2412	Ant0	1	Reference Level	3.00	Pass
802.11n (HT20)	2412	Ant0	2	Band Edge	-28.14	Pass
802.11n (HT20)	2412	Ant0	3	30MHz~2310MHz	-57.18	Pass
802.11n (HT20)	2412	Ant0	4	2500MHz~5000MHz	-54.57	Pass
802.11n (HT20)	2412	Ant0	5	5000MHz~15000MHz	-54.81	Pass
802.11n (HT20)	2412	Ant0	6	15000MHz~25000MHz	-52.97	Pass
802.11n (HT20)	2437	Ant0	1	Reference Level	2.33	Pass
802.11n (HT20)	2437	Ant0	2	Band Edge	-56.17	Pass
802.11n (HT20)	2437	Ant0	3	30MHz~2310MHz	-57.37	Pass
802.11n (HT20)	2437	Ant0	4	2500MHz~5000MHz	-53.85	Pass
802.11n (HT20)	2437	Ant0	5	5000MHz~15000MHz	-55.86	Pass
802.11n (HT20)	2437	Ant0	6	15000MHz~25000MHz	-52.88	Pass
802.11n (HT20)	2462	Ant0	1	Reference Level	0.37	Pass
802.11n (HT20)	2462	Ant0	2	Band Edge	-55.20	Pass
802.11n (HT20)	2462	Ant0	3	30MHz~2310MHz	-57.27	Pass
802.11n (HT20)	2462	Ant0	4	2500MHz~5000MHz	-53.23	Pass
802.11n (HT20)	2462	Ant0	5	5000MHz~15000MHz	-54.97	Pass
802.11n (HT20)	2462	Ant0	6	15000MHz~25000MHz	-53.31	Pass
802.11n (HT40)	2422	Ant0	1	Reference Level	-1.09	Pass

**TEST REPORT**

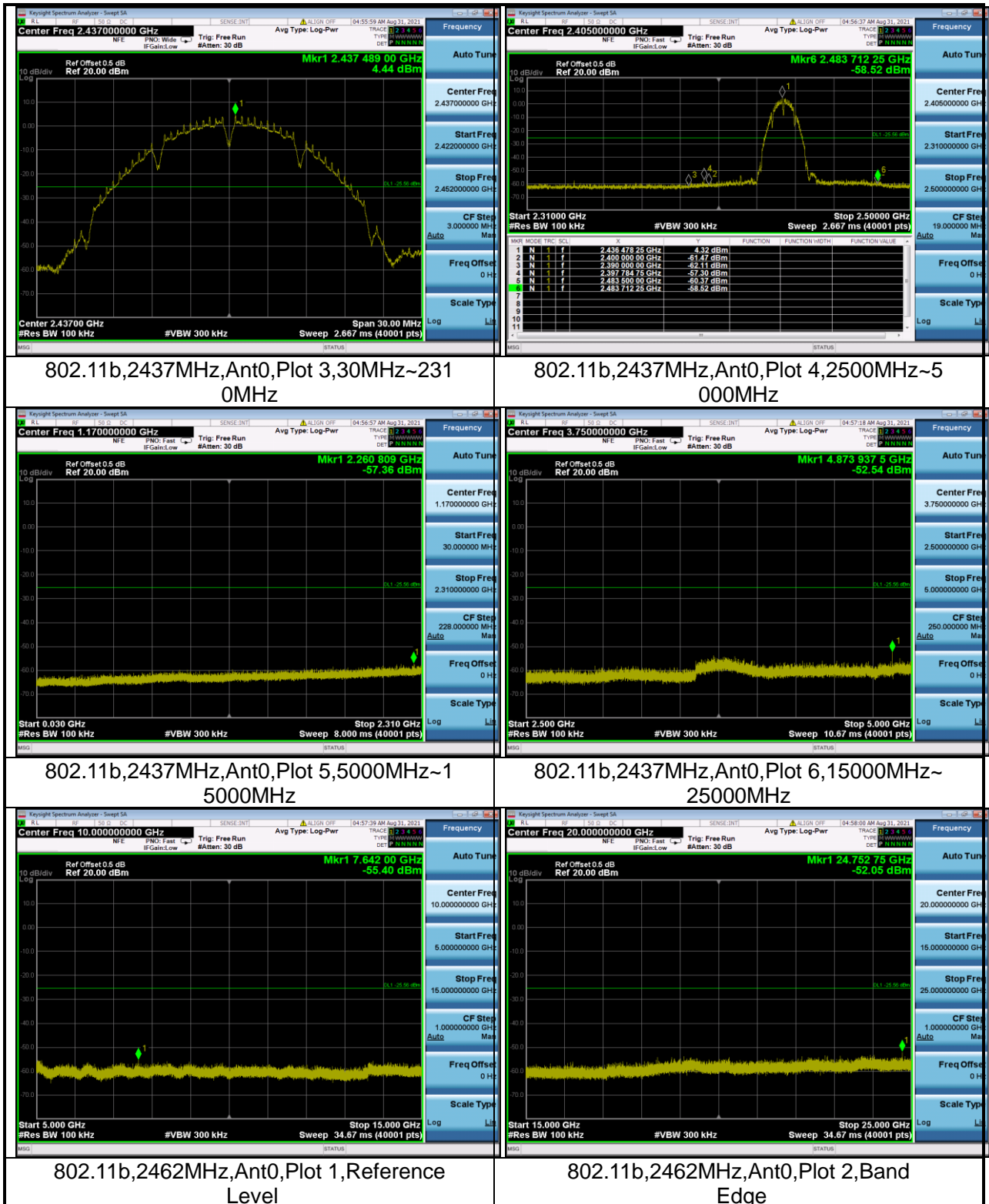
802.11n (HT40)	2422	Ant0	2	Band Edge	-39.80	Pass
802.11n (HT40)	2422	Ant0	3	30MHz~2310MHz	-56.86	Pass
802.11n (HT40)	2422	Ant0	4	2500MHz~5000MHz	-53.53	Pass
802.11n (HT40)	2422	Ant0	5	5000MHz~15000MHz	-54.97	Pass
802.11n (HT40)	2422	Ant0	6	15000MHz~25000MHz	-52.89	Pass
802.11n (HT40)	2437	Ant0	1	Reference Level	-1.28	Pass
802.11n (HT40)	2437	Ant0	2	Band Edge	-48.07	Pass
802.11n (HT40)	2437	Ant0	3	30MHz~2310MHz	-57.54	Pass
802.11n (HT40)	2437	Ant0	4	2500MHz~5000MHz	-53.68	Pass
802.11n (HT40)	2437	Ant0	5	5000MHz~15000MHz	-54.26	Pass
802.11n (HT40)	2437	Ant0	6	15000MHz~25000MHz	-52.63	Pass
802.11n (HT40)	2452	Ant0	1	Reference Level	-1.24	Pass
802.11n (HT40)	2452	Ant0	2	Band Edge	-52.15	Pass
802.11n (HT40)	2452	Ant0	3	30MHz~2310MHz	-56.66	Pass
802.11n (HT40)	2452	Ant0	4	2500MHz~5000MHz	-54.24	Pass
802.11n (HT40)	2452	Ant0	5	5000MHz~15000MHz	-55.14	Pass
802.11n (HT40)	2452	Ant0	6	15000MHz~25000MHz	-52.54	Pass



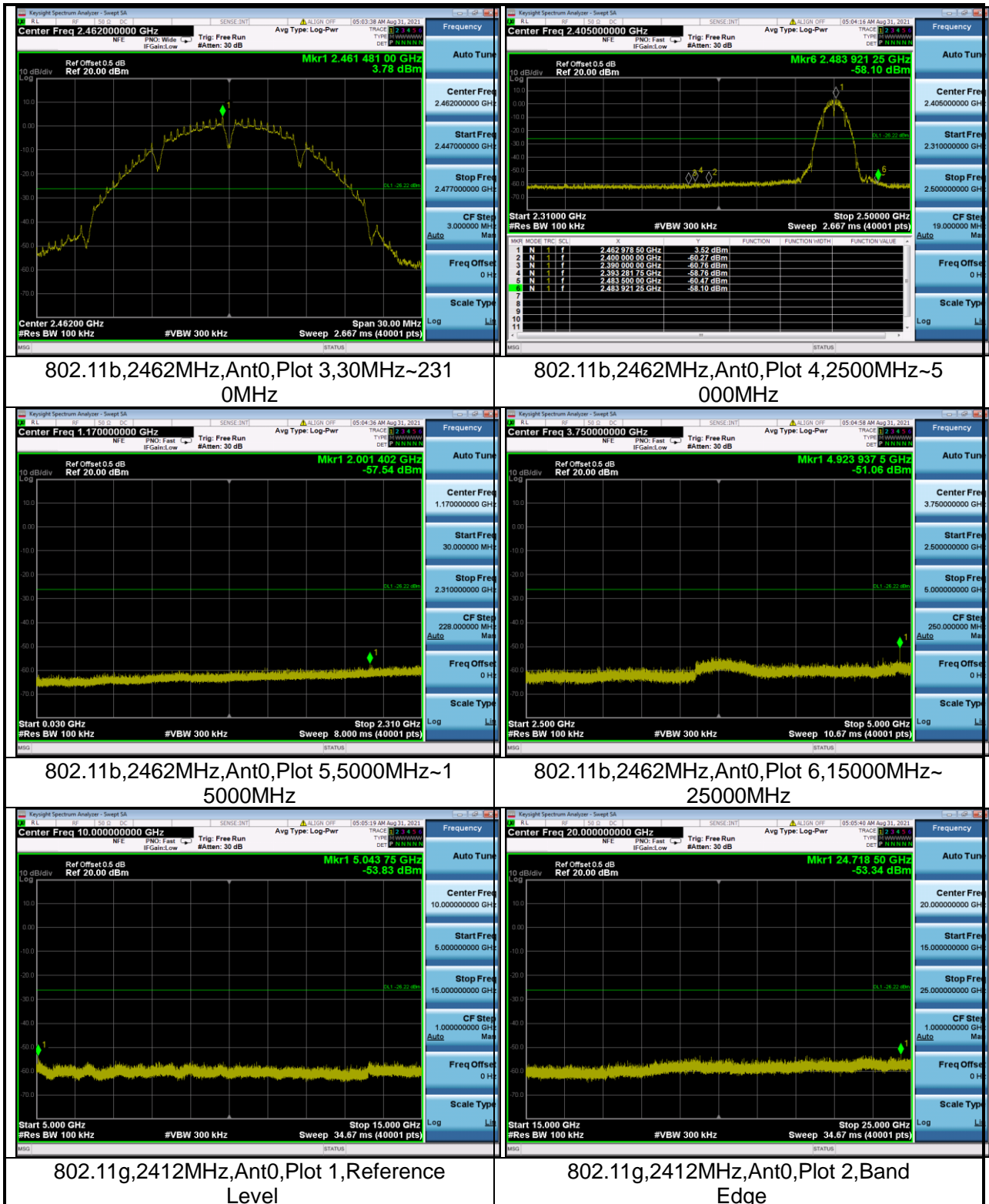
9.2 Test Plots



## TEST REPORT



## TEST REPORT



## TEST REPORT

