







Test Setup Photo


Test Setup	Radiated measurement for Above 1 GHz (Front side)
	
Test Setup	Radiated measurement for Above 1 GHz (Rear side)
	



 A photograph showing the rear side of the test setup. A black laptop and a red device are on a black table. The background is a wall of white square absorbers. A metal frame is visible on the right.	
Test Setup	Radiated measurement for below 1 GHz (Rear side)
 A photograph showing the front side of the test setup. A black laptop and a red device are on a black table. The background is a wall of white square absorbers. A metal frame is visible in the foreground.	

Test Setup	Radiated measurement for below 30 M (Front side)
	
Test Setup	Radiated measurement for below 30 M (Rear side)
	



Test Setup	Conducted measurement (Front side)
	
Test Setup	Conducted measurement (Side)
	