


8 PHOTOGRAPHS OF TEST SETUP


Test Model No.: AM05




Radiated spurious emission Test Setup-1(Below 1GHz-Left)



Radiated spurious emission Test Setup-1(Below 1GHz-Right)



Radiated spurious emission Test Setup-2(Above 1GHz-Left)



Radiated spurious emission Test Setup-2(Above 1GHz-Right)



**Radiated spurious emission Test Setup-3(Above 1GHz)
There are absorbing materials under the ground.**



AC Power Line Conducted Emission(Left)



AC Power Line Conducted Emission(Right)