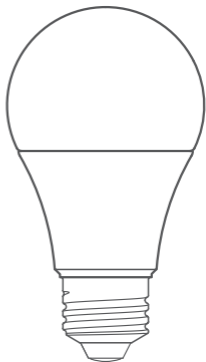


Porik

User manual Color Bulb

PNB11



EN FR

In the Box

Porik Bulb	× 1
User Manuel	× 1

Parameters

Name	Porik Color Bulb
Model /HVIN	PNB11
Power Rated	9W
Lamp Interface	E26
Luminous Flux	800lm
Wi-Fi Standard	2.4GHz
Color Temperature	2700K-6500K
Input Voltage	US/CA: AC110V-130V 50/60Hz
Compatibility	Android 4.1+, iOS 7.0+

IC
FCC ID

EN Note:

1. Make sure that the power is off while connecting.
2. EZ/AP mode will not show out if the switching speed is too fast.
3. 5GHz network is not supported, 2.4GHz only.

FR Mises en garde:

1. Assurez-vous que l'alimentation est coupée lors de la connexion.
2. Le mode EZ/AP ne s'affichera pas si la vitesse de commutation est trop rapide.
3. Le réseau 5 GHz n'est pas pris en charge, 2,4 GHz uniquement.

Caution, Don't put it in your mouth!



Warranty

1. 30-day return policy & 2-year limited warranty.
2. Timely customer service via support@Porik.co
3. Lifetime professional tech support provided by Porik.

NEED HELP ?



@Porik



@Porik



@Porik



@Porik

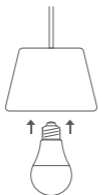


support@Porik.co

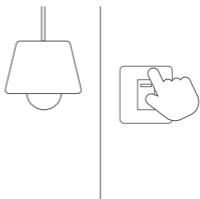


OSAIO App

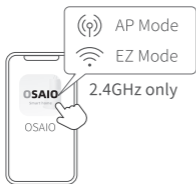
Connection Process



1. Install the Porik bulb.



2. Turn on the power.



3. Open the OSAIO App and tap "+".



4. Follow the instructions to finish.

FCC Statement

This equipment has been tested and found to comply with the limits for a Class B digital device, pursuant to part 15 of the FCC rules. These limits are designed to provide reasonable protection against harmful interference in a residential installation.

This equipment generates, uses, and can radiate radio frequency energy and, if not installed and used in accordance with the instructions, may cause harmful interference to radio communications. However, there is no guarantee that interference will not occur in a particular installation.

If this equipment does cause harmful interference to radio or television reception, which can be determined by turning the equipment off and on, the user is encouraged to try to correct the interference by one or more of the following measures:

- Reorient or relocate the receiving antenna.
- Increase the separation between the equipment and receiver.
- Connect the equipment into an outlet on a circuit different from that to which the receiver is connected.
- Consult the dealer or an experienced radio/TV technician for help.

To assure continued compliance, any changes or modifications not expressly approved by the party.

Responsible for compliance could void the user's authority to operate this equipment. (Example- use only shielded interface cables when connecting to computer or peripheral devices).

NOTE: This equipment complies with Part 15 of the FCC Rules. Operation is subject to the following two conditions:

- (1) This device may not cause harmful interference
- (2) This device must accept any interference received, including interference that may cause undesired operation.

FCC Radiation Exposure Statement:

The equipment complies with FCC Radiation exposure limits set forth for an uncontrolled environment. This equipment should be installed and operated with a minimum distance of 20cm between the radiator and your body.

RF exposure Statement

This equipment complies with FCC radiation exposure limits set forth for an uncontrolled environment. This equipment should be installed and operated with a minimum distance of 20cm between the radiator and your body. This transmitter must not be co-located or operating in conjunction with any other antenna or transmitter.

IC Warning

This device complies with Industry Canada licence-exempt RSS standard(s). Operation is subject to the following two conditions: (1) this device may not cause interference, and (2) this device must accept any interference, including interference that may cause undesired operation of the device.

Le présent appareil est conforme aux CNR d'Industrie Canada applicables aux appareils radio exempts de licence. L'exploitation est autorisée aux deux conditions suivantes : (1) l'appareil ne doit pas produire de brouillage, et (2) l'utilisateur de l'appareil doit accepter tout brouillage radioélectrique subi, même si le brouillage est susceptible d'en compromettre le fonctionnement."

Under Industry Canada regulations, this radio transmitter may only operate using an antenna of a type and maximum (or lesser) gain approved for the transmitter by Industry Canada. To reduce potential radio interference to other users, the antenna type and its gain should be so chosen that the equivalent isotropically radiated power (e.i.r.p.) is not more than that necessary for successful communication.

RF exposure Statement

This equipment complies with IC RSS - 102 radiation exposure limits set forth for an uncontrolled environment. This equipment should be installed and operated with minimum distance 20cm between the radiator and your body.