

4.6 Minimum Emission Bandwidth (6dB Bandwidth)

Limit

Within the 5.725-5.85 GHz band, the minimum 6 dB bandwidth of U-NII devices shall be at least 500 kHz.

Test Procedure

1. Set resolution bandwidth (RBW) = 100 kHz
2. Set the video bandwidth 3 x RBW.
3. Detector = Peak.
4. Trace mode = Max hold.
5. Measure the maximum width of the emission that is constrained by the frequencies associated with the two outermost amplitude points (upper and lower frequencies) that are attenuated by 6 dB relative to the maximum level measured in the fundamental emission.

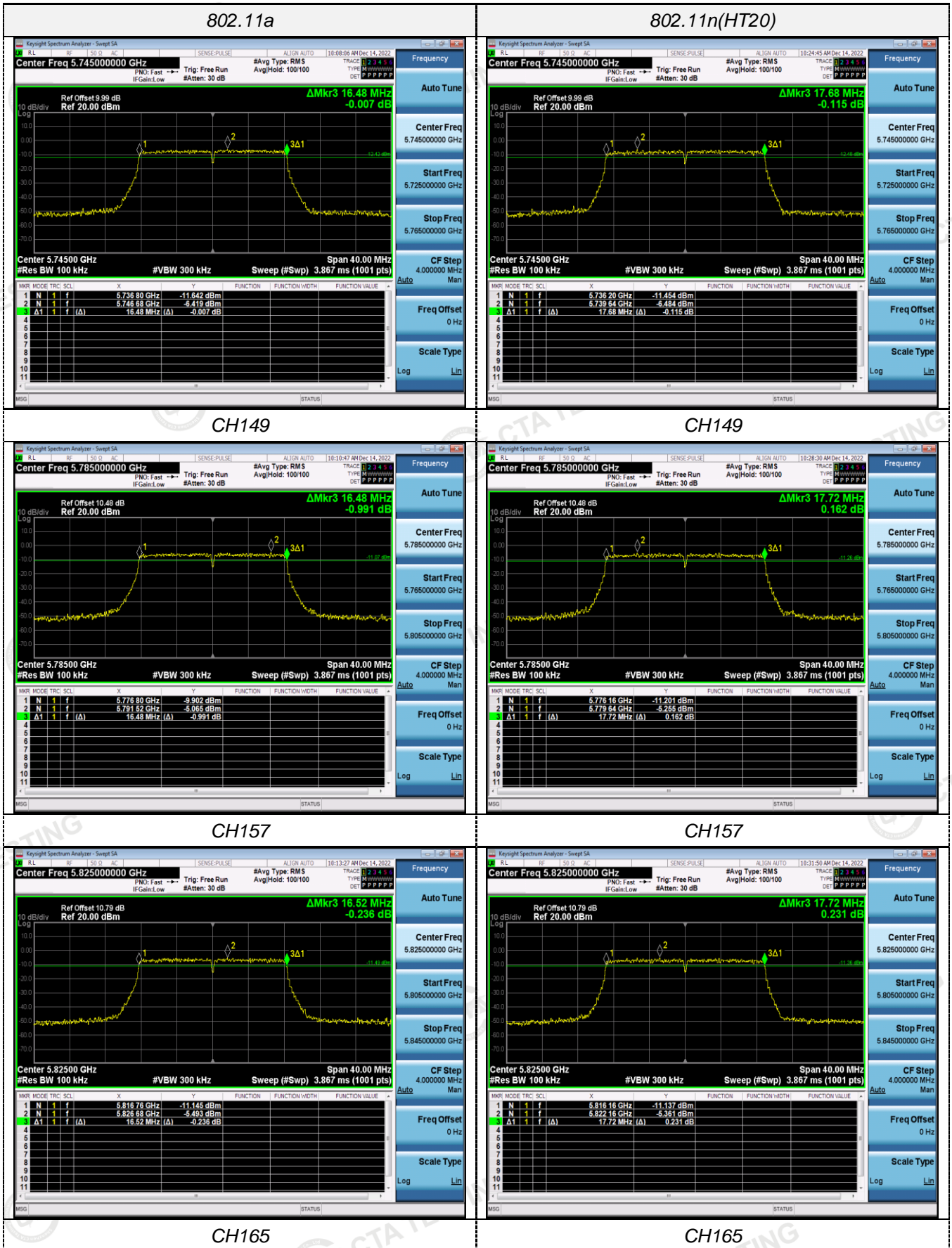
Test Configuration

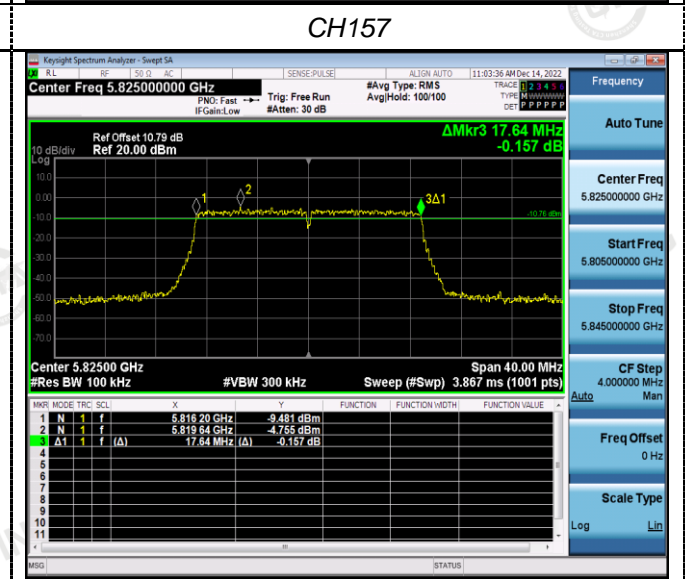
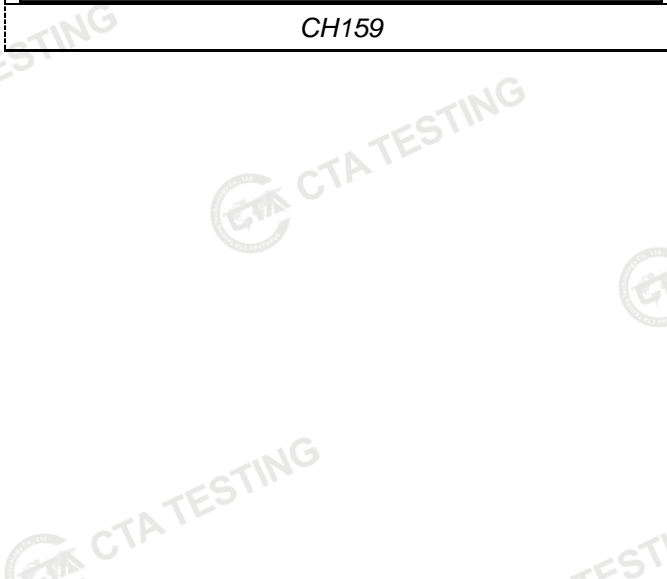
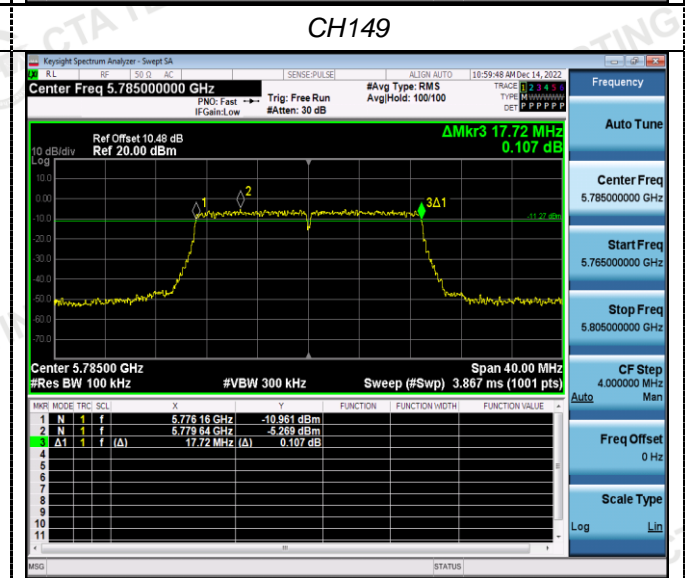
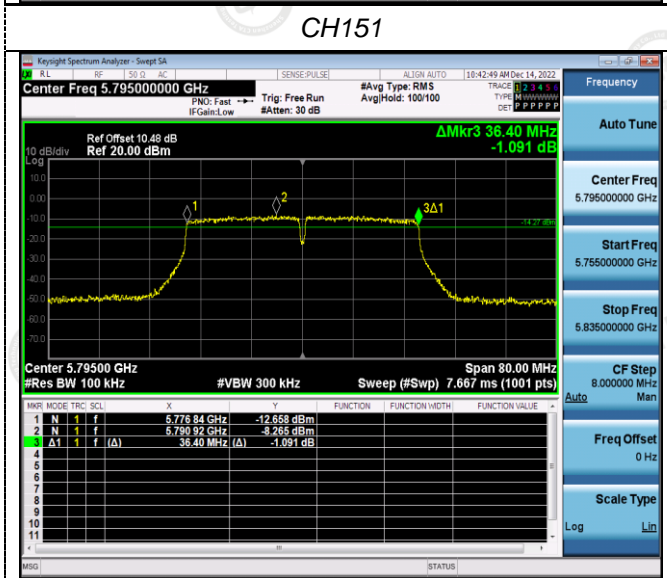
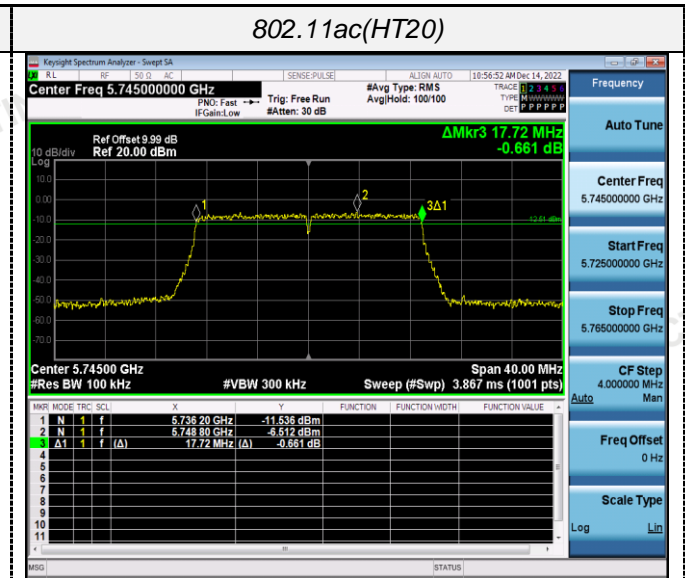
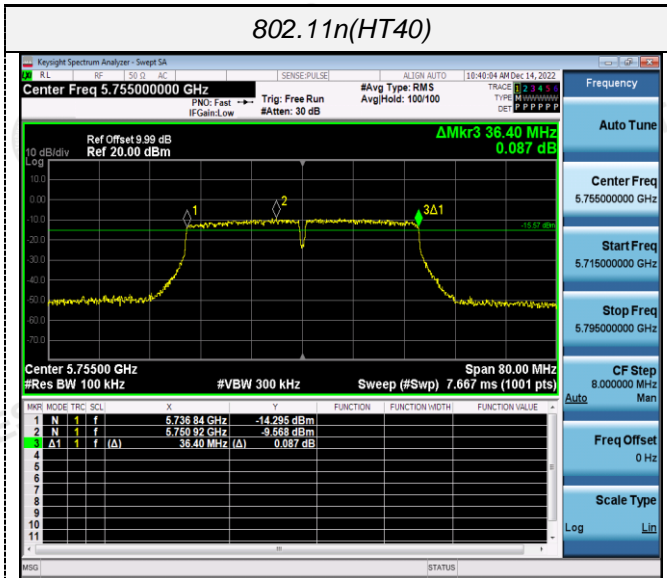


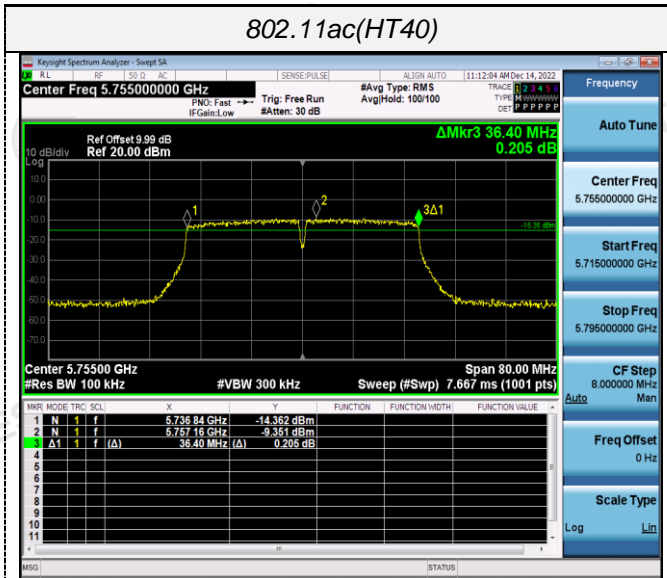
Test Results

Type	Bands	Channel	6dB Bandwidth (MHz)	Limit (KHz)	Result
802.11a	U-NII 3	149	16.480	≥500KHz	Pass
		157	16.480		
		165	16.520		
802.11n(HT20)	U-NII 3	149	17.680		
		157	17.720		
		165	17.720		
802.11n(HT40)	U-NII 3	151	36.400		
		159	36.400		
802.11ac(HT20)	U-NII 3	149	17.720		
		157	17.720		
		165	17.640		
802.11ac(HT40)	U-NII 3	151	36.400		
		159	36.400		
802.11ac(HT80)	U-NII 3	155	76.320		

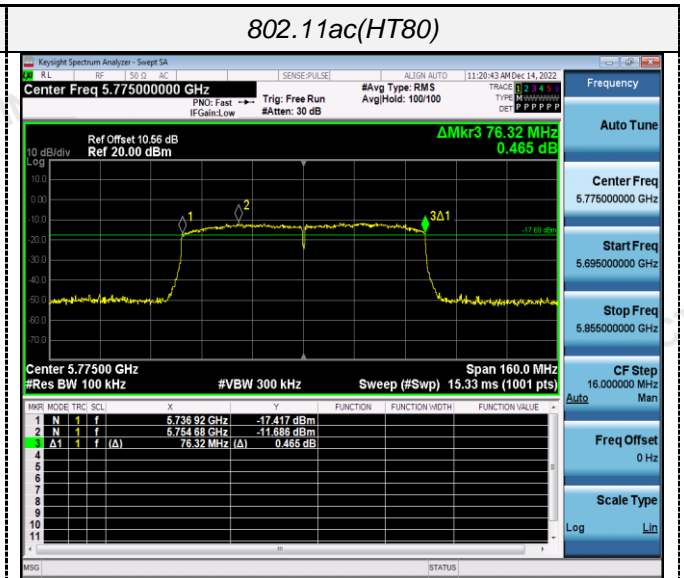
Test plot as follows:



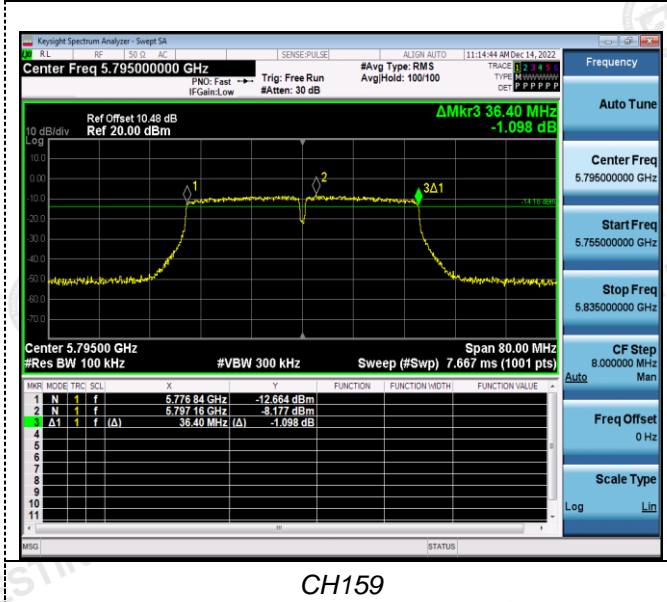




CH151



CH155



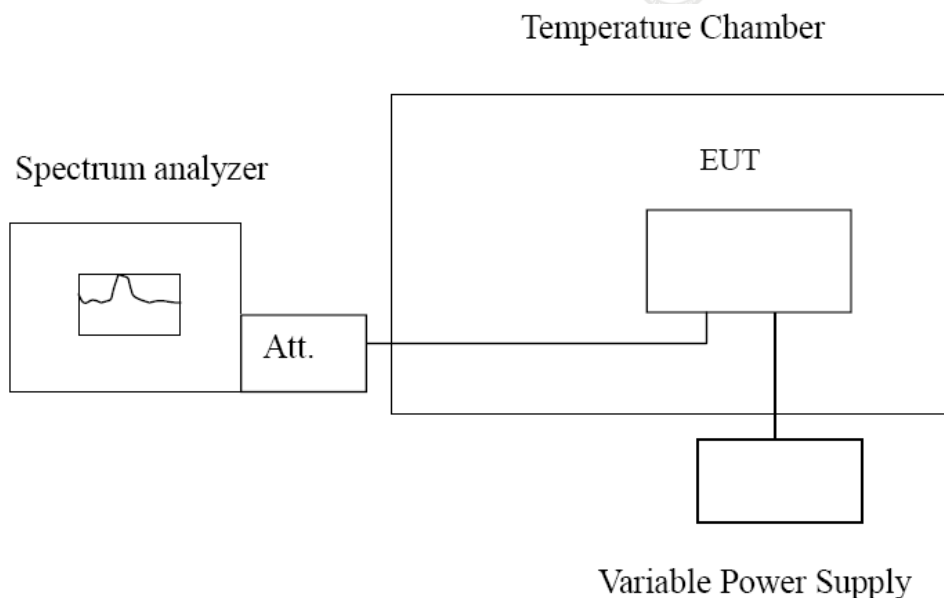
CH159

4.7 Frequency Stability

LIMIT

Manufacturers of U-NII devices are responsible for ensuring frequency stability such that an emission is maintained within the band of operation under all conditions of normal operation as specified in the users manual.

TEST CONFIGURATION



TEST PROCEDURE

Frequency Stability under Temperature Variations:

The equipment under test was connected to an external AC or DC power supply and input rated voltage. RF output was connected to a frequency counter or spectrum analyzer via feed through attenuators. The EUT was placed inside the temperature chamber. Set the spectrum analyzer RBW low enough to obtain the desired frequency resolution and measure EUT 20°C operating frequency as reference frequency. Turn EUT off and set the chamber temperature to -30°C. After the temperature stabilized for approximately 30 minutes recorded the frequency. Repeat step measure with 10°C increased per stage until the highest temperature of +50°C reached.

Frequency Stability under Voltage Variations:

Set chamber temperature to 20°C. Use a variable AC power supply / DC power source to power the EUT and set the voltage to rated voltage. Set the spectrum analyzer RBW low enough to obtain the desired frequency resolution and recorded the frequency. Reduce the input voltage to specify extreme voltage variation ($\pm 15\%$) and endpoint, record the maximum frequency change.



TEST RESULTS

Record worst case as below:

Reference Frequency: 802.11ac channel=36 frequency=5180MHz					
Voltage (V)	Temperature (°C)	Frequency error		Limit (ppm)	Result
		Hz	ppm		
AC120	-30	109.03	0.021048	Within the band of operation	Pass
	-20	171.46	0.033100		
	-10	138.94	0.026822		
	0	111.47	0.021519		
	10	142.35	0.027481		
	20	98.61	0.019037		
	30	165.79	0.032006		
	40	127.20	0.024556		
AC132	25	193.14	0.037286		
AC108	25	115.37	0.022272		

Reference Frequency: 802.11ac channel=149 frequency=5745MHz					
Voltage (V)	Temperature (°C)	Frequency error		Limit (ppm)	Result
		Hz	ppm		
AC120	-30	134.98	0.023495	Within the band of operation	Pass
	-20	127.35	0.022167		
	-10	165.16	0.028748		
	0	166.58	0.028996		
	10	132.74	0.023105		
	20	128.24	0.022322		
	30	113.50	0.019756		
	40	168.43	0.029318		
AC132	25	148.87	0.025913		
AC108	25	117.20	0.020400		

5 Test Setup Photos of the EUT



6 Photos of the EUT

Reference to the test report No. **CTA22102000301**

***** End of Report *****