

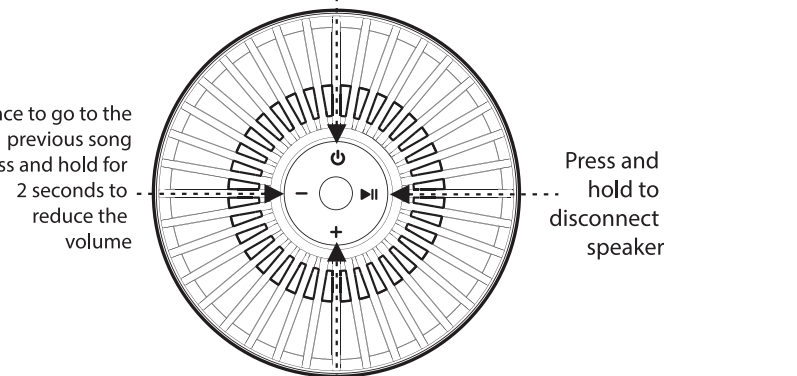
INCIPIO

All-in-One Portable Charger with Wireless Speaker, Lantern and Flashlight

Product Instructions

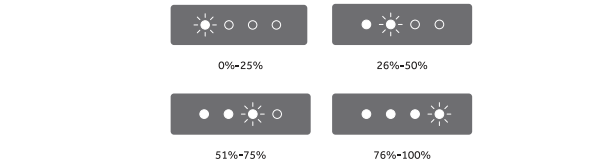
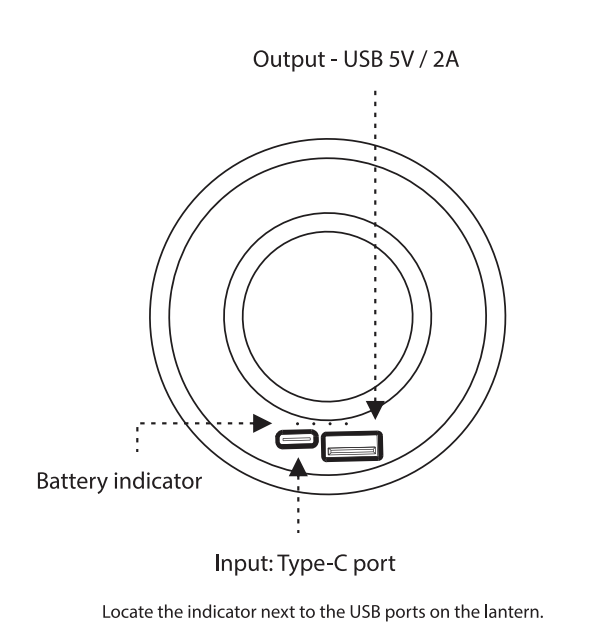
Using Keys

- Tap once to turn on/ off the flashlight
- Double click to turn on/ off the lantern
- Note the two brightness modes for the flashlight
- Hold to turn on/ off the Bluetooth

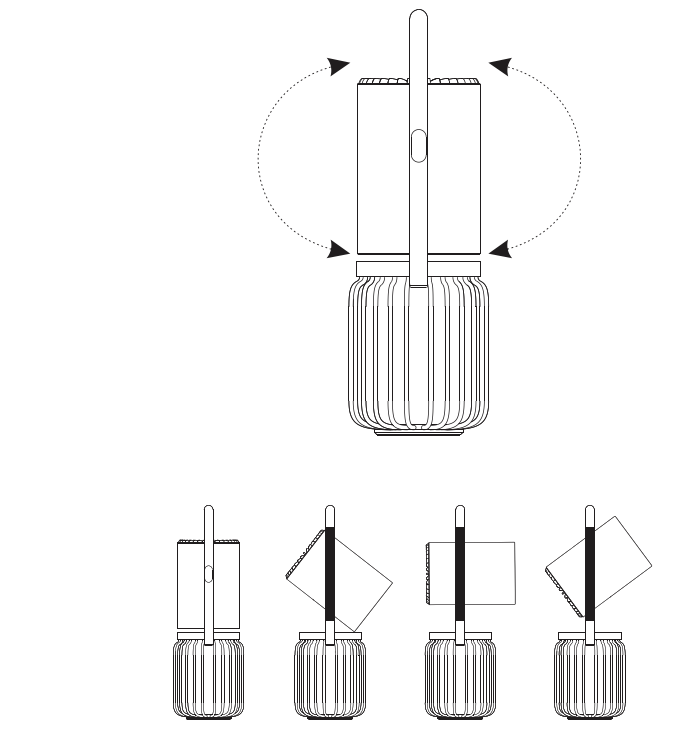


- Tap once to skip to next song
- Press and hold for 2 seconds to increase the volume
- Speaker will show as PW-406 on your device to automatically connect
- Turn on any function, and all buttons will light up
- Turn on the Bluetooth function, and all buttons will display bright light, while all buttons display flashing blue light
- All keys flash white under low power mode

Charging interface



Adjustable Flashlight



Troubleshooting

- WHY IS MY LANTERN NOT WORKING?**
- Does the device you are trying to charge operate normally?
Try charging a different device to confirm if the Lantern is working properly or if the device you are charging is the issue.
 - Does the cable you are using work with other devices?
Cable quality matters. Check the USB cable with another device or power source to confirm it has not been damaged. Is the cable you are using the one that was supplied with the Power Bank?
 - Is there visible socket damage to the USB port?
The USB socket on your Lantern should be stable—if it wiggles, or you have difficulty pushing cables into it, it's likely been damaged. If you have determined that it has been damaged, please file a claim for this product.
 - Was the Lantern dropped?
Avoid dropping, knocking or hitting the Lantern! Physical shocks can cause the chip components and batteries to be damaged. You may be able to hear a rattle if you lightly shake the Lantern.
 - How long has the Lantern not been in use?
If the Lantern is used infrequently or hasn't been used for a long time, we recommend fully charging it every three months. This will prevent battery damage resulting from over-discharge of the product.
 - Did the Lantern overheat before you noticed it stopped working?
The Lantern is IP56 rated meaning it is dust proof and water resistant. Operate the device only within the specific temperature range of 0 °C (32 °F) to 40 °C (104°F). Should the temperature exceed this range, unplug and/or switch off the device in order to let the temperature stabilize to an optimal level.
- LED LIGHTING**
- How do you turn on the torch light?
Quickly press the power button twice until the light turns on. Pressing twice again will turn the torch off.
 - How do you adjust brightness on the flashlight?
Press the power button once to turn on the flashlight, and press once more to increase the brightness. Press a third time to turn the flashlight off.

Specification

- Product material: ABS + hardware
- Type-C Input: 5V==2A
- USB-A Output: 5V==2A
- Battery capacity: 3.7V 8000mah
- Fill light: Flame effect on the bottom
- Lantern power: 2.0W
- Wireless speaker: 4Ω 5W
- Product weight: 2.02lbs
- Product size: 4.25" x 3.82" x 11.3"
- Product storage temperature: -40°C - 70°C



Safety Guidelines

- In order to achieve maximum safety while using your Lantern, we suggest that you adopt the following guidelines:
 - Should you have trouble using the device properly and troubleshooting does not work, unplug the device and contact the Incipio hotline or go to www.incipibrands.com/support. Do not attempt to service or fix the device yourself at any time.
 - Do not take apart the device and do not attempt to operate it under abnormal current loads. Doing so will void your warranty.
 - When using a power adapter with the device, make sure that its cable is fully inserted into the power adapter before plugging it into a power outlet
 - Place the device on a stable surface that allows adequate air ventilation. Do not place the device on any unstable surface as the device may fall which may cause injury, damage to property, and even the product itself.
 - Do not use or place the device near any heat, naked flame, or other hot surfaces such as radiators, stoves, fireplaces, and candles.
 - Use caution when using the device to avoid electrical shock or damage, such as unplugging the device during thunderstorms, ensuring that your hands are dry before using (and handling) the device, keeping it away from any source of liquid and/or heat source, and using all other reasonable precautions needed under the circumstances.
 - Protect the cable from being walked on or pinched, particularly at plugs, convenience receptacles, or the point where they exit from the device
 - Do not overload wall electricity outlets, extension cords and plugs. This may result in fire or electrical shock
 - Do not subject batteries to mechanical shock
 - The device should be used for compatible mobile devices only. Please check packaging to know if it is compatible with your mobile device. Vinci Brands shall not be responsible for any damages incurred to any device when using the charging pad.
 - Do not use the device under pillows, blankets, or near flammable surfaces as the device will generate heat while charging.
- MAINTENANCE**
- The Incipio All-in-One Portable Charger with Wireless Speaker, Lantern and Flashlight requires minimum maintenance to keep it in optimum condition. Once a month, we recommend you unplug the Lantern and gently clean it using a soft cloth or cotton pad to prevent dirt buildup. Do not use soap or harsh cleaning agents.

FCC WARNING

This device complies with Part 15 of the FCC Rules. Operation is subject to the following two conditions: (1) this device may not cause harmful interference, and (2) this device must accept any interference received, including interference that may cause undesired operation.

Caution: The user is cautioned that changes or modifications not expressly approved by the party responsible for compliance could void the user's authority to operate the equipment.

Note: This equipment has been tested and found to comply with the limits for a Class B digital device, pursuant to part 15 of the FCC Rules. These limits are designed to provide reasonable protection against harmful interference in a residential installation. This equipment generates, uses, and can radiate radio frequency energy and, if not installed and used in accordance with the instructions, may cause harmful interference to radio communications. However, there is no guarantee that interference will not occur in a particular installation. If this equipment does cause harmful interference to radio or television reception, which can be determined by turning the equipment off and on, the user is encouraged to try to correct the interference by one or more of the following measures:

- Reorient or relocate the receiving antenna.
- Increase the separation between the equipment and receiver.
- Connect the equipment into an outlet on a circuit different from that to which the receiver is connected.
- Consult the dealer or an experienced radio/TV technician for help.

This equipment complies with FCC radiation exposure limits set forth for an uncontrolled environment. This equipment should be installed and operated with minimum distance 20cm between the radiator & your body.

WARNINGS:

- To reduce the risk of fire or electric shock, do not expose this product to rain or moisture.
- Do not expose this apparatus to dripping or splashing, and do not place objects filled with liquids, such as vases, on or near the apparatus. As with any electronic products, use care not to spill liquids into any part of the product. Exposure to liquids may create a failure and/or fire hazard.
- Do not place naked flame sources, such as lighted candles, on or near the product.
- Do not use any charger other than that specifically provided for use with the equipment.
- In the event of a battery leaking, do not allow the liquid to come in contact with the skin or eyes. If contact has been made, wash the affected area with copious amounts of water and seek medical advice.
- Do not use any charger other than that specifically provided for use with the equipment.
- Do not leave a battery on prolonged storage, if not in use.
- After extended periods of storage, it may be necessary to charge and discharge the batteries several times to obtain maximum performance.
- Batteries give their best performance when they are operated at normal room temperature 68°F (20°C) to 95°F (35°C).
- The battery provided with your system is not user serviceable.

CAUTION: Do not make unauthorized alterations to the product; doing so may compromise safety, regulatory compliance, system performance, and may void the warranty.

WARNING: Contains small parts which may be a choking hazard. Not suitable for children under age 3.

WARNING: This product contains magnetic material. Contact your physician if you have questions on whether this might affect the operation of your implantable medical device.

Removal of the rechargeable lithium-ion battery in this product should be conducted only by a qualified professional.

RF warning statement:
The device has been evaluated to meet general RF exposure requirement. The device can be used in portable exposure condition without restriction.



FULL 1-YEAR WARRANTY

please visit for full details:

www.incipibrands.com/support/warranty-policy

manufactured by Vinci Brands LLC

for customer support, please contact us at:

Vinci Brands LLC
1351 railroad st
unit 101
corona, ca 92882
usa

email:
support@vincibrands.com

www.incibrands.com

© 2022 Vinci Brands LLC | vincibrands.com
Incipio is a trademark of Vinci Brands LLC in the US and other Countries.

Names and graphic depictions of other products and companies are property of their trademark holders.

Made in China.

The product is completely hand supported in normal use.

WARNING - When using flashlights or lanterns, additional precautions should always be followed, including the following:

- To reduce the risk of injury, close supervision is necessary when a product is used near children.
- Prevent unintentional starting. Ensure the switch is in the off-position before connecting to battery pack, picking up or carrying the appliance. Carrying the appliance with your finger on the switch or energizing appliance that have the switch on invites accidents.
- When battery pack is not in use, keep it away from other metal objects, like paper clips, coins, keys, nails, screws or other small metal objects, that can make a connection from one terminal to another. Short-circuiting the battery terminals together may cause burns or a fire.
- Do not expose a battery pack or appliance to fire or excessive temperature. Exposure to fire or temperature above 130°C(265°F) may cause explosion.
- Follow all charging instructions and do not charge the battery pack or appliance outside of the temperature range specified in the instructions. Charging improperly or at temperatures outside of the specified range may damage the battery and increase the risk of fire.
- Have servicing performed by a qualified repair person using only identical replacement parts. This will ensure that the safety of the product is maintained.
- Do not modify or attempt to repair the appliance or the battery pack (as applicable) except as indicated in the instructions for use and care.

Read all safety warnings and instructions. Failure to follow the warnings and instructions may result in electric shock, fire and/or serious injury.