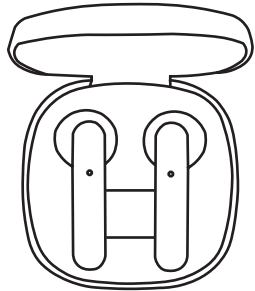




USER GUIDE

SOUNDBUDS

TRUE WIRELESS EARBUDS



**Please note when removing TWS Buds for the first time from packaging, sometimes the built in battery is completely drained or not charged up. Please place on charger & leave plugged in for 25-30 minutes & LED light will start blinking to indicate charging. If LED light does not light up at first please allow up to 30 minutes plugged in to charger.*

What's Included

- SoundBound Soundbuds TWS Earbuds
- Type-C Cable
- User Manual
- 1 Year limited warranty against defects

Charging

• Before using your SoundBound Wireless Stereo Headphones, please charge using the included USB cable. Please note: Most USB chargers are compatible with SoundBound Wireless Stereo Headphones. For optimal AC charging, please use a 1.0A USB Charger. When the earbuds are charging in the charging case, the earbuds will light up red until fully charged.

The LED light indicator on the front of the charging stand indicates the power of the charging case.

- 1 light: 25%
- 2 lights: 50%
- 3 lights: 75%
- 4 lights: 100%

When charging stand is charging, the lights will be blinking until fully charged.

On/Off & Pairing

Upon first Use: Remove the earbuds from the charging case, the earbuds will Power ON automatically and you will hear "power on" sound from the earbuds.

If you do not hear the announcement, please turn on the earbuds by pressing down on the top & holding your finger firmly on the left or right earbud for about 5 seconds until you hear "power on."

Once the earbuds power on, it will automatically place the earbuds into pairing mode and you will hear "Pairing".

Next, look for "SOUNDBUDS TWS" in the Wireless menu on your wireless device and select it. The earbuds will automatically connect & you will hear "Connected" once the earbuds are connected successfully with your wireless device.

After first time use, the earbuds will automatically connect to the last paired wireless device when the earbuds power on. Please ensure Bluetooth is powered on, on your mobile device.

Please note: (In case the battery voltage is too low, the earbuds will sound & automatically shut down. If insufficient power is available, the earbuds will need to be re-charged prior to powering back on)

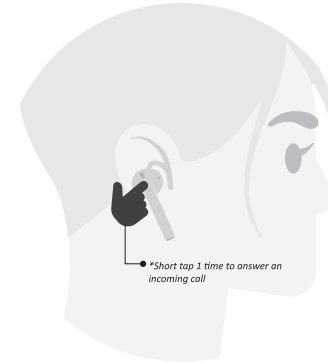
To Power off- tap and hold down your finger on the top of the left or right earbud for 5 seconds until the red light blinks & the earbuds turns off. Place the earbuds into the charging case, and the earphones will automatically shut down & charge. The earbuds will automatically shut down after 5 minutes when idle & disconnected.

Function & Phone Call Operation

When the earbuds are powered on & connected with a wireless device, making & answering phone calls is supported.

Please note: one side or both sides of the earbuds can be used for phone calls.

• A short single tap one time on the "touch point" shown in the diagram of the earbud will answer calls when there is an incoming call.



- A long firm press without releasing your index finger on the same "touch point" will reject an incoming call.
- When on the phone call a short tap on the "touch point" once will hang up the phone call.

Volume Function Operation

- The volume can be raised by single tapping the "touch point" on the right earbud.
- Single tap the left earbud to lower the volume.

Please note: Volume can be adjusted from your mobile device as well by using the volume keys on your wireless device.

Music & Audio Playback Operation

- Once Earbuds are paired to your wireless device, they are ready for use.
- Double tap the "touch point" on either the left or right earbud to stop or pause music playback from your playlist.
- Tap and hold down the "touch point" on the left earbud for 1-2 seconds while playing music to skip to the previous track.
- Tap and hold down the "touch point" on the right earbud for 1-2 seconds while playing music to skip to the next track.

Triple tap the "touch point" on either left or right earbud to use the Voice Control on your mobile device.

Safety / Care Instruction

- Please do not overuse ear buds or place under heavy pressure.
- Keep away from Water or wet areas
- Keep away from extremely hot or heated areas
- Keep away from Wifi Router or other high frequency transmitting equipment to prevent signal interruption
- Please use Ear buds under working range of 10-15 meters from connected device with no obstacles to ensure best sound quality and effect.
- For use with any wireless enabled device

FCC Statement

This device complies with Part 15 of the FCC rules. Operation is subject to the following two conditions: 1) this device may not cause harmful interference, and 2) this device must accept any interference received, including interference that may cause undesired operation.

Note: This equipment has been tested and found to comply with the limits for a Class B digital device, pursuant to part 15 of the FCC Rules. These limits are designed to provide reasonable protection against harmful interference in a residential installation.

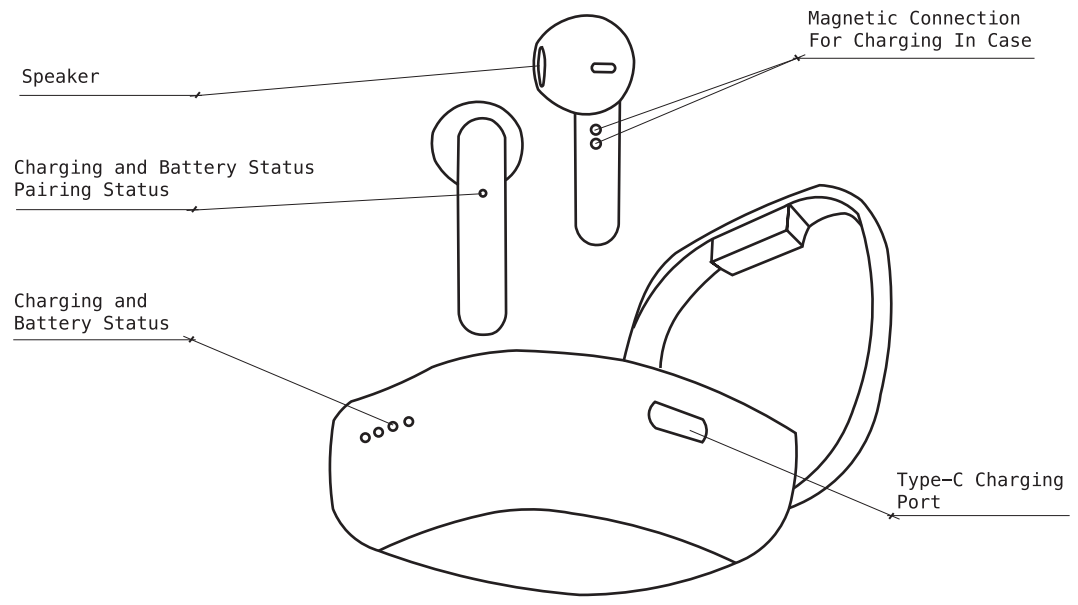
This equipment generates uses and can radiate radio frequency energy and, if not installed and used in accordance with the instructions, may cause harmful interference to radio communications. However, there is no guarantee that interference will not occur in particular installation. If this equipment does cause harmful interference to radio or television reception, which can be determined by turning the equipment off and on, the user is encouraged to try to correct the interference by one or more of the following measures:

- Reorient or relocate the receiving antenna.
- Increase the separation between the equipment and receiver.
- Connect the equipment into an outlet on a circuit different from that to which the receiver is connected.

--Consult the dealer or an experienced radio/TV technician for help. Changes or modifications not expressly approved by the party responsible for compliance could void the user's authority to operate the equipment.

Radiation Exposure Statement

This device complies with RF radiation exposure limits set forth for an uncontrolled environment. This transmitter must not be co-located or operating in conjunction with any other antenna or transmitter.



Style #: SoundBound SoundBuds TWS Earbuds
Material: Plastic
Wireless Version 5.0 (Compatible with All versions up to 5.0)
Wireless Range 10M
Playtime: Up to 4 Hours
Earbuds Battery: 30mAh
Case Battery: 250mAh
Input and Output: Type-C

* Hours mentioned may differ upon uses.

© 2022 Lifeware Group, SoundBound NY, NY 10018

The Bluetooth® word mark & logos are owned by Bluetooth® SIG, Inc. All other trademarks & trade names are those of their respective owners. The illustrated products may slightly differ from those supplied.

Made in China