



**Test Setup Photographs for the Model No. / PMN: Indexor Module 60A**


**1. Radiated Test Setup**




**Photo 1 Radiated Test Setup from 9 kHz to 30 MHz**



**Photo 2 Radiated Test Setup from 9 kHz to 30 MHz**




**Photo 3 Radiated Test Setup from 30 MHz to 1 GHz**



**Photo 4 Radiated Test Setup from 30 MHz to 1 GHz**

## **2. Extreme Temperature Test Setup**




**Photo 5 Extreme Temperature Test Setup**




**Photo 6 Extreme Temperature Test Setup**

### **3. AC Conducted Emissions**



**Photo 7 AC Conducted Test Setup**



**Photo 8 AC Conducted Test Setup**