



**External Photographs for the Model No. / PMN: iLogger Case 4A**

**1. Radiated Test Setup**




**Photo 1 Radiated Test Setup from 9 kHz to 30 MHz**




**Photo 2 Radiated Test Setup from 9 kHz to 30 MHz**






**Photo 3 Radiated Test Setup from 30 MHz to 1 GHz**



**Photo 4 Radiated Test Setup from 30 MHz to 1 GHz**

## **2. Extreme Temperature Test Setup**



**Photo 5 Extreme Temperature Test Setup**



**Photo 6 Extreme Temperature Test Setup**