

承認書

客 戶: _____
品 名: WIFI Antenna
料 號: HX-P135-PEX170B
客戶料號: _____
送樣日期: 2024.01.10

客戶確認			供應廠商	
工程部	品保部	採購部	核准	送樣人
				龚银明

地址：東莞市沙田鎮楊公洲楊和路75號

TEL : 0769-81663533 FAX: 0769-89361945

E-mail:nogps@nogps.com

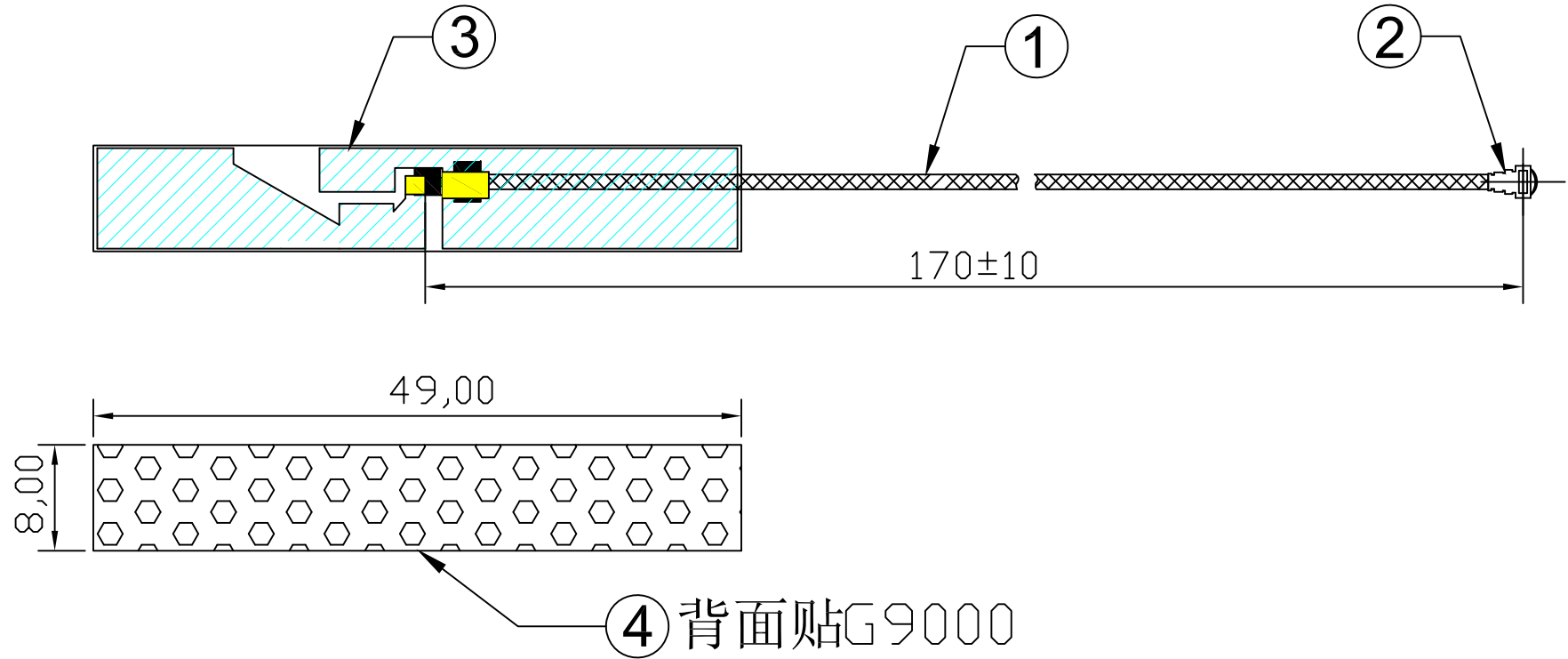
Http://www.nogps.com

目 录

1.封面-----	1
2.目录-----	2
3.成品图面-----	3
4.测试报告-----	4

RoHS
Compatible

序号	日期	原因	确认人
B			
C			
D			



东莞市亨松电子科技有限公司

PART NAME: WIFI Antenna			
PART NO.: HX-P135-UFL170B .W01		DATE: 2018-10-23	
APPROVED BY	CHECKED BY	DESIGNED BY	Tolerance
		张雅军	X.X ±0.50
	赵守刚		X.XX±0.15
			X° ±3°
			UNITS: mm
			SCALE: 1/1
			REVISION:A

4	HX-G900-47875	AL foil	49*8mm	1
3	HX-P17-A01	PCB	49*8*1.0mm	1
2	HX-CB-113B	Coaxial Cable	SHOWA-O.D. 1.13mm	1
1	HX-CI-UFL-01	Connector	U.FL Connector	1
No.	Part Number	Name	Material	Q'ty
1				
2				
3				
4				

1. Reliability Testing
2. Specification
3. SParameter Test Data
4. Antenna Radiation Pattern



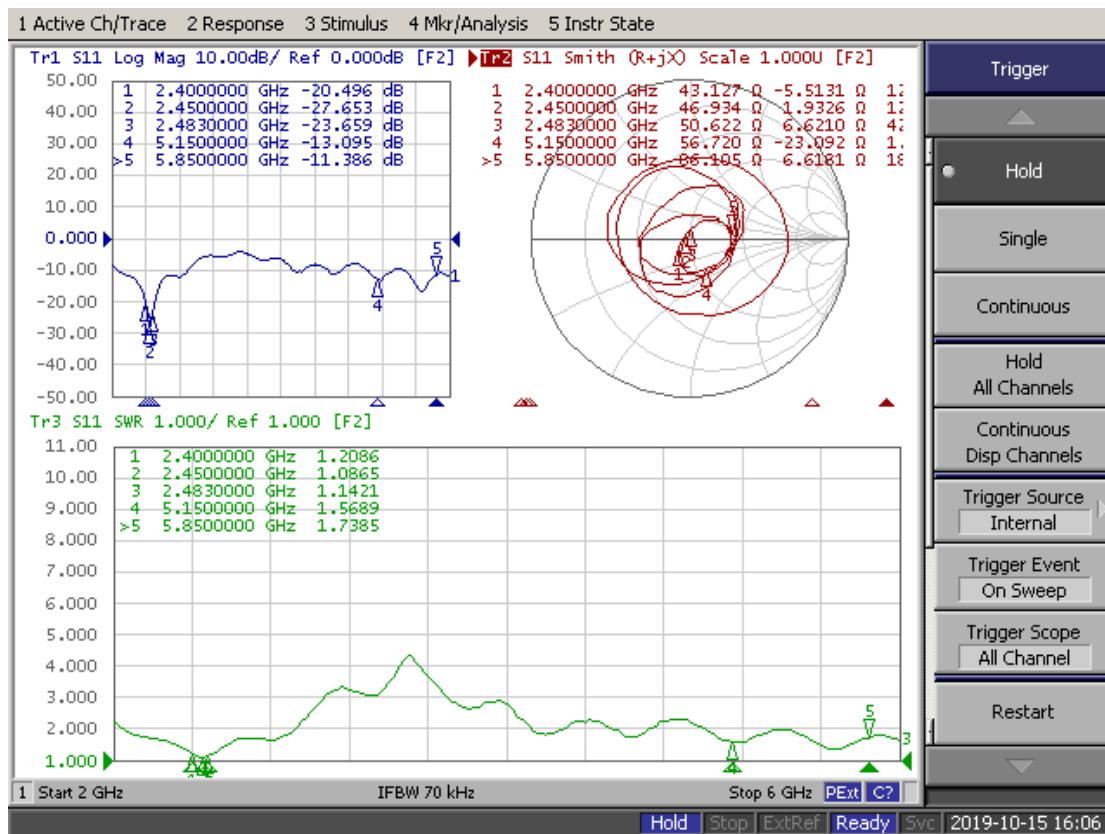
1. Reliability Testing

Test Item	Procedure	Requirement
1. Visual inspection and Dimension Check	Applicable methods using x5 magnification	follow specification
2. Rapid Changing of Temperature	-40°C (30minutes) to 90°C (30minutes); 24 cycles	After 2 hours recovery: 1. no visible damage 2. Freq. Tol.: < ±5%
3. Damp Heat	24 hours at 60°C; 90 ~ 95% RH	After 2 hours recovery: 1. no visible damage 2. Freq. Tol. : < ±5%
4. Endurance	24 hours at 90°C	After 2 hours recovery: 1. no visible damage 2. Freq Tol.: < ±5%

2. Specification

A. Electrical Characteristics	
S.W.R.	2400-2500/5000-5865 MHz: ≤ 2.0
Antenna Gain	2.0 ± 0.7 dBi
Impedance	50 Ohm
B. Material	
Material of Radiator	PCB
Connector Type	Mini Connector
C. Environmental	
Operation Temperature	- 30 °C ~ + 85 °C
Storage Temperature	- 30 °C ~ + 85 °C

3. S Parameter Test data



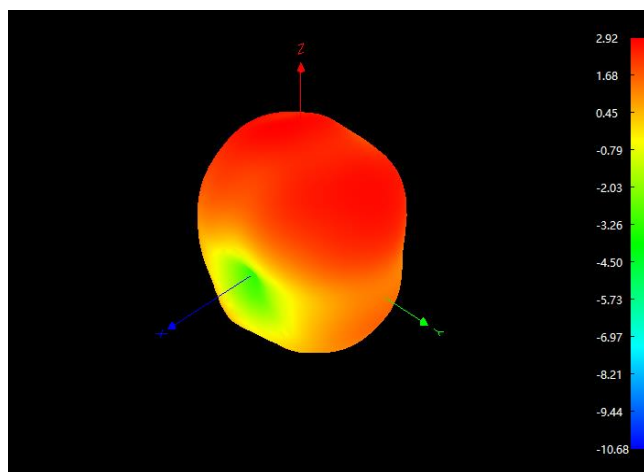
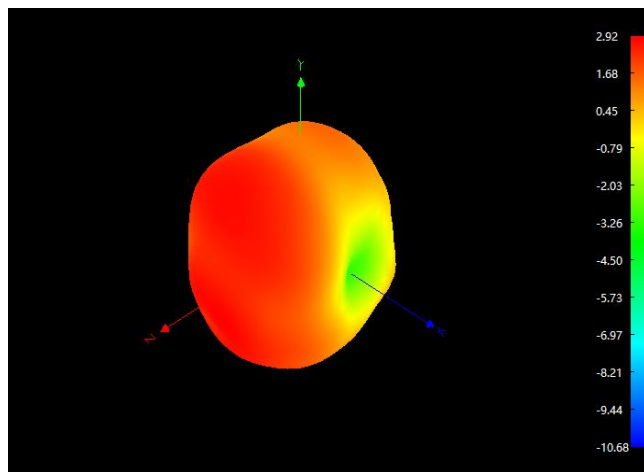
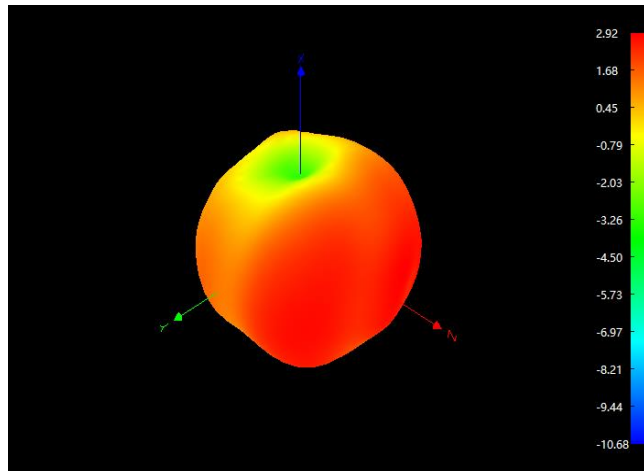
Efficiency

Frequency	Efficiency	Efficiency / %
2400	-1.47	71.29
2410	-1.53	70.31
2420	-1.67	68.08
2430	-1.68	67.92
2440	-1.67	68.08
2450	-1.65	68.39
2460	-1.78	66.37
2470	-1.74	66.99
2480	-1.86	65.16
2490	-1.85	65.31
2500	-2.1	61.66
5150	-1.38	72.78
5200	-1.27	74.64
5250	-1.53	70.31
5300	-1.6	69.18
5350	-1.64	68.55
5400	-1.38	72.78
5450	-1.56	69.82
5500	-1.93	64.12
5550	-1.4	72.44
5600	-1.3	74.13
5650	-1.71	67.45
5700	-1.72	67.3
5750	-1.46	71.45
5800	-1.61	69.02
5850	-1.44	71.78

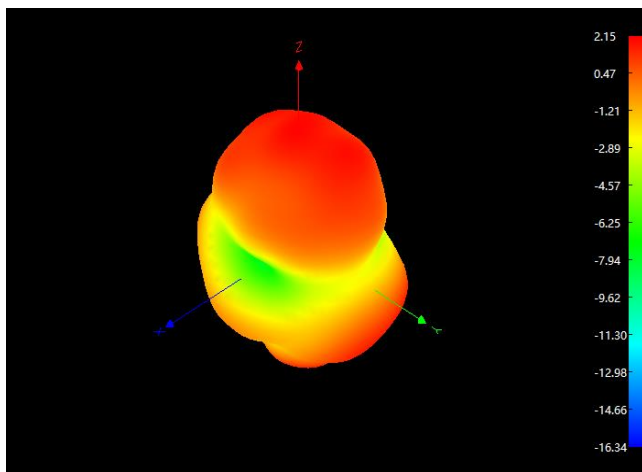
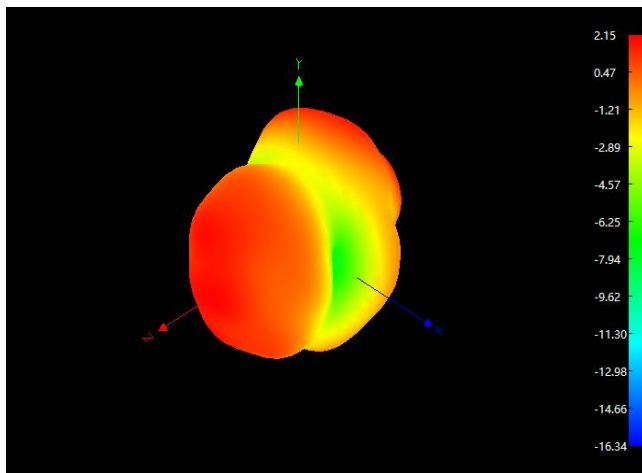
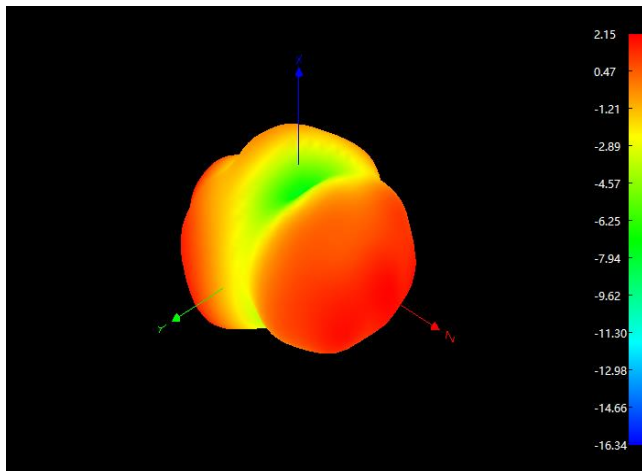
Gain

Frequency	Gain/ dB
2400	2.92
2410	2.71
2420	2.36
2430	2.16
2440	2.14
2450	2.25
2460	2.46
2470	2.42
2480	2.31
2490	2.12
2500	1.89
5150	2.15
5200	2.38
5250	2.25
5300	2.07
5350	1.74
5400	2.26
5450	1.68
5500	1.82
5550	2.37
5600	2.19
5650	2.32
5700	1.88
5750	2.58
5800	2.16
5850	2.8

3D 2450mhz



3D 5150mhz



4. Antenna Radiation Pattern

Testing Equipment Specification:

Antenna Anechoic Chamber Dimension: 8 x 4 x 4 m

Quiet Zone: 600mm @1 GHz

Isolation: >100dB @ 1 MHz ~ 10 GHz

Testing Equipment: Agilent 5071B

Received Antenna: 0.7 ~ 6.0 GHz for Gain Calibration

Double Ridged Horn Antenna

