



Appendix D

Photographs

| |
|--|
| 1. SAR measurement System |
| 2. Photographs of Tissue Simulate Liquid |
| 3. Photographs of EUT test position |
| 4. EUT Constructional Details |











1. SAR measurement System



2. Photographs of Tissue Simulate Liquid

| | |
|---|--|
| Photo 1: Tissue Simulant Liquid for Head 750 | Photo 2: Tissue Simulant Liquid for Head 835 |
|  |  |
| Photo 3: Tissue Simulant Liquid for Head 1750 | Photo 4: Tissue Simulant Liquid for Head 1900 |
|  |  |
| Photo 5: Tissue Simulant Liquid for Head 2450 | Photo 6: Tissue Simulant Liquid for Head 2600 |
|  |  |
| Photo 7: Tissue Simulant Liquid for Head 5000 | NA |



Shenzhen LCS Compliance Testing Laboratory Ltd.





Add: 101, 201 Bldg A & 301 Bldg C, Juji Industrial Park Yabianxueziwei, Shajing Street, Baoan District, Shenzhen, 518000, China

Tel: +(86) 0755-82591330 | E-mail: webmaster@lcs-cert.com | Web: www.lcs-cert.com

Scan code to check authenticity



3. Photographs of EUT test position

| Photo 8: Rear side 0mm | Photo 9: Left side 0mm |
|--|---|
|  |  |
| Photo 10: Top side 0mm | Photo 11: Bottom side 0mm |
|  |  |



4. EUT Constructional Details

