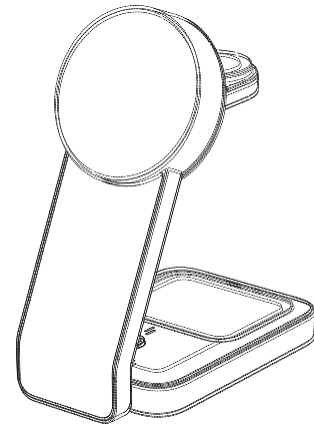
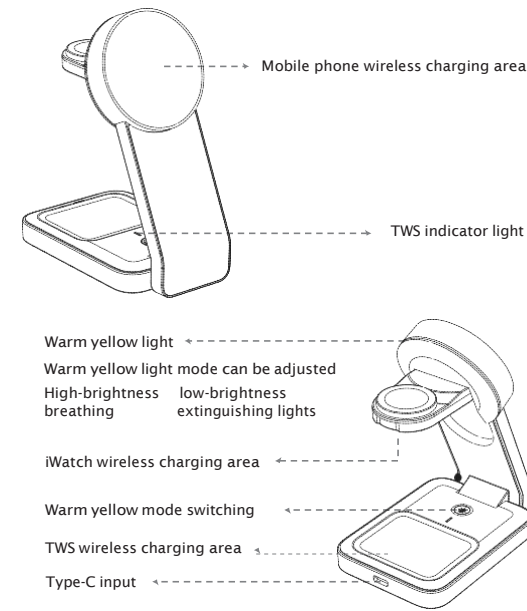


Instruction manual

Foldable wireless charging station 3 in 1



Product appearance



Instructions for use

1. Please connect this wireless charger to the 5V3A, 9V/3A adapter through the Type-c fast charging cable and connect the source
2. Put the phone in the mobile phone charging area and the mobile phone can be charged
3. Place the watch in the watch charging area to charge the watch
4. Put the wireless charging Bluetooth earphone box in the earphone charging area to charge the earphone

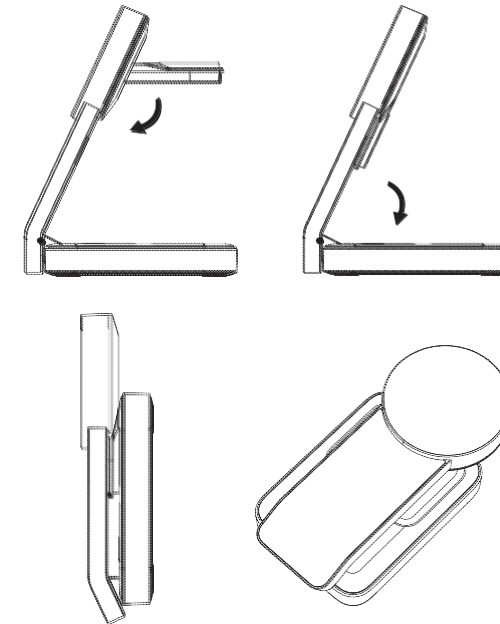
LED status

Mode	TWS indicator	Warm yellow light mode can be adjusted
Power	Bright blue light	Breathe once and turn off the light
Standby	The blue light is always on	Press the key to adjust the warm yellow light mode High brightness Low brightness breathe The lights go out
TWS charging	Blue light to green light	
Phone charging	Blue light standby	
FOD	The blue light flashes quickly for 5 seconds and then turns blue	Foreign body warm yellow light flashes for 0.5s/time

Notice!

In order to ensure the safe and efficient charging of the three devices at the same time, it is recommended to use adapters and fast charging cables above 9V/2A or 9V/3A. (If the adapter is lower than 5V/2A, this charger will have a problem of stopping charging)

Foldable Operating Instructions



Product parameters

Name	Foldable wireless charging station 3 in 1	Input	9V/2A(Max)
Product size	137mm*68mm*32mm	Output (phone)	5W/7.5W/10W/15W(Max)
Operating frequency	110-205KHz	Output (TWS)	5W(Max)
Material	ABS+PC	Output (iWatch)	3W(Max)
Wireless charging effective distance	≤5mm		

Notes

Applicable equipment

Please check whether the mobile phone supports wireless charging. This product supports fast wireless charging function and conforms to Qi wireless charging standards; By magnetic induction Enables short-range wireless power transfer.

Federal Communications Commission Notice
This device complies with part 15 of the FCC Rules. Operation is subject to the following two conditions: (1) This device may not cause harmful interference, and (2) this device must accept any interference received, including interference that may cause undesired operation.

Any Changes or modifications not expressly approved by the party responsible for compliance could void the user's authority to operate the equipment.

Note: This equipment has been tested and found to comply with the limits for a Class B digital device, pursuant to part 15 of the FCC Rules. These limits are designed to provide reasonable protection against harmful interference in a residential installation. This equipment generates uses and can radiate radio frequency energy and, if not installed and used in accordance with the instructions, may cause harmful interference to radio communications. However, there is no guarantee that interference will not occur in a particular installation. If this equipment does cause harmful interference to radio or television reception, which can be determined by turning the equipment off and on, the user is encouraged to try to correct the interference by one or more of the following measures:

- Reorient or relocate the receiving antenna.
- Increase the separation between the equipment and receiver.
- Connect the equipment into an outlet on a circuit different from that to which the receiver is connected.
- Consult the dealer or an experienced radio/TV technician for help.

This equipment complies with FCC radiation exposure limits set forth for an uncontrolled environment. This equipment should be installed and operated with minimum distance 20cm between the radiator & your body.