

100\*80mm

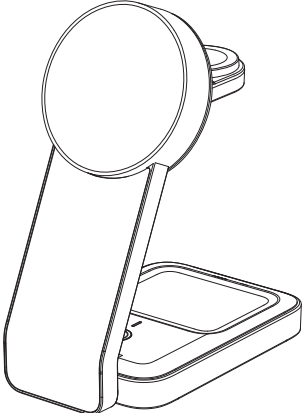
128g 铜板纸

3折页，双面印刷

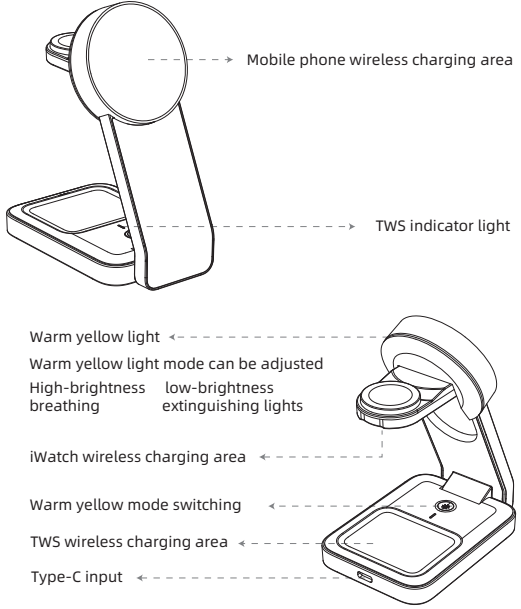
英文

**Instruction manual**

**Qi2 3 in 1  
Wireless Charging Station**



**Product appearance**



Mobile phone wireless charging area

TWS indicator light

Watch wireless charging area

Warm yellow mode switching

TWS wireless charging area

Type-C input

Warm yellow light ←  
Warm yellow light mode can be adjusted  
High-brightness breathing    low-brightness extinguishing lights

**Instructions for use**

- Please connect this wireless charger to the 5V/3A, 9V/3A adapter through the Type-c fast charging cable and connect the source
- Put the phone in the mobile phone charging area and the mobile phone can be charged
- Place the watch in the watch charging area to charge the watch
- Put the wireless charging Bluetooth earphone box in the earphone charging area to charge the earphone

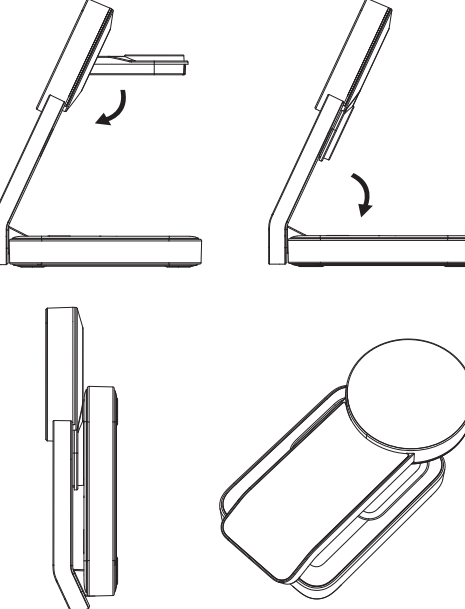
**LED status**

Mode	TWS indicator	Warm yellow light mode can be adjusted
Power	Bright blue light	Breathe once and turn off the light
Standby	The blue light is always on	Press the key to adjust the warm yellow light mode
TWS charging	Blue light to green light	High brightness breathe Low brightness breathe The lights go out
Phone charging	Blue light standby	The blue light flashes quickly for 5 seconds and then turns blue
FOD		Foreign body warm yellow light flashes for 0.5s/time

**Notice!**

In order to ensure the safe and efficient charging of the three devices at the same time, it is recommended to use adapters and fast charging cables above 9V/2A or 9V/3A. (If the adapter is lower than 5V/2A, this charger will have a problem of stopping charging)

**Foldable Operating Instructions**



**Product parameters**

<b>Name</b>	Qi2 3 in 1 Wireless Charging Station	<b>Input</b>	5V=3A(Max) 9V=3A(Max) 12V=3A(Max)
<b>Product size</b>	137mm*68mm*32mm	<b>Output (phone)</b>	5W/7.5W/10W/15W(Max)
<b>Operating frequency</b>	110-205KHz 326.5kHz	<b>Output (TWS)</b>	5W(Max)
<b>Material</b>	ABS+PC	<b>Output (Watch)</b>	3W(Max)
<b>Wireless charging effective distance</b>	≤5mm	<b>Model</b>	W79-Qi2

**Notes**

**Applicable equipment**

Please check whether the mobile phone supports wireless charging. This product supports fast wireless charging function and conforms to Qi wireless charging standards; By magnetic induction Enables short-range wireless power transfer.

**FCC Warning Statement**

Changes or modifications not expressly approved by the party responsible for compliance could void the user's authority to operate the equipment. This equipment has been tested and found to comply with the limits for a Class B digital device, pursuant to Part 15 of the FCC Rules. These limits are designed to provide reasonable protection against harmful interference in a residential installation. This equipment generates uses and can radiate radio frequency energy and, if not installed and used in accordance with the instructions, may cause harmful interference to radio communications. However, there is no guarantee that interference will not occur in a particular installation. If this equipment does cause harmful interference to radio or television reception, which can be determined by turning the equipment off and on, the user is encouraged to try to correct the interference by one or more of the following measures:

- Reorient or relocate the receiving antenna.
- Increase the separation between the equipment and receiver.
- Connect the equipment into an outlet on a circuit different from that to which the receiver is connected.
- Consult the dealer or an experienced radio/TV technician for help.

**FCC Radiation Exposure Statement**

The antennas used for this transmitter must be installed to provide a separation distance of at least 20 cm from all persons and must not be co-located for operating in conjunction with any other antenna or transmitter.

This device complies with Part 15 of the FCC Rules. Operation is subject to the following two conditions:

- (1) This device may not cause harmful interference.
- (2) This device must accept any interference received, including interference that may cause undesired operation.

**Adapter selection**

When using a 5V/2A output adapter, the wireless charger supports a 5W load. When using QC3.0 compliant adapters, the wireless charger supports 15W load.  
\*In order to ensure the normal use of the charger, it is recommended to use PD fast charging or QC3.0 compliant adapter

**Warn!**

Do not put metal debris or magnetic cards on the charging pad, it may cause the charger to heat up!  
Foreign objects should be removed when alarming!  
Slight heating is normal, and it will heat up during the charging of the mobile phone battery!  
Do not place the charger near fire sources or corrosive environments!

**Packing list**

- Wireless charger X1
- USB cable X1
- Instruction manual X1

CE FC RoHS