

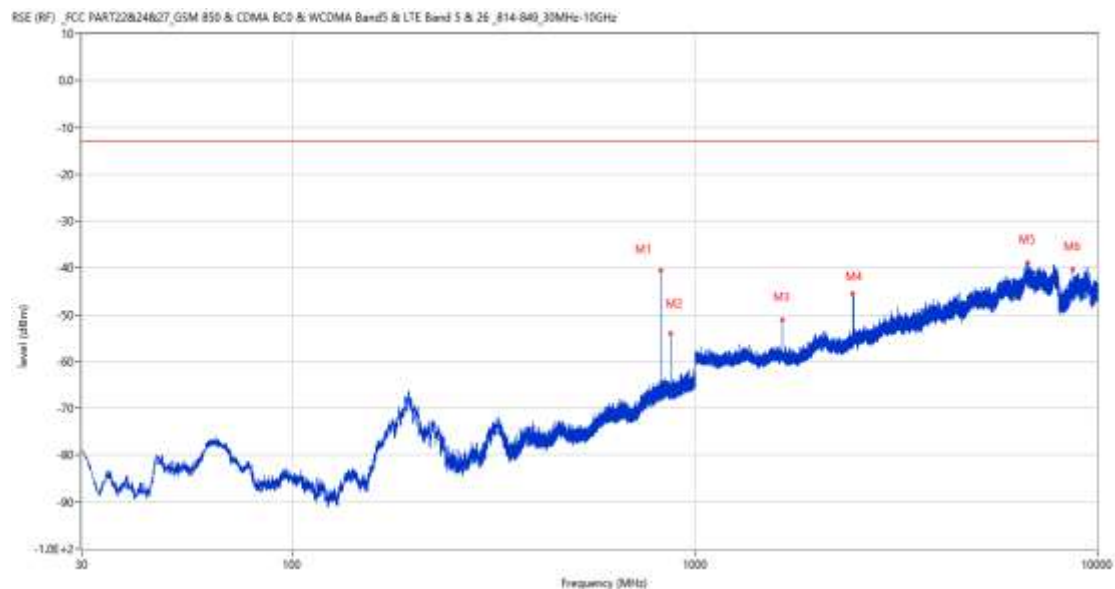
A.7 Field Strength of Spurious Radiation

GSM

1 GSM 850

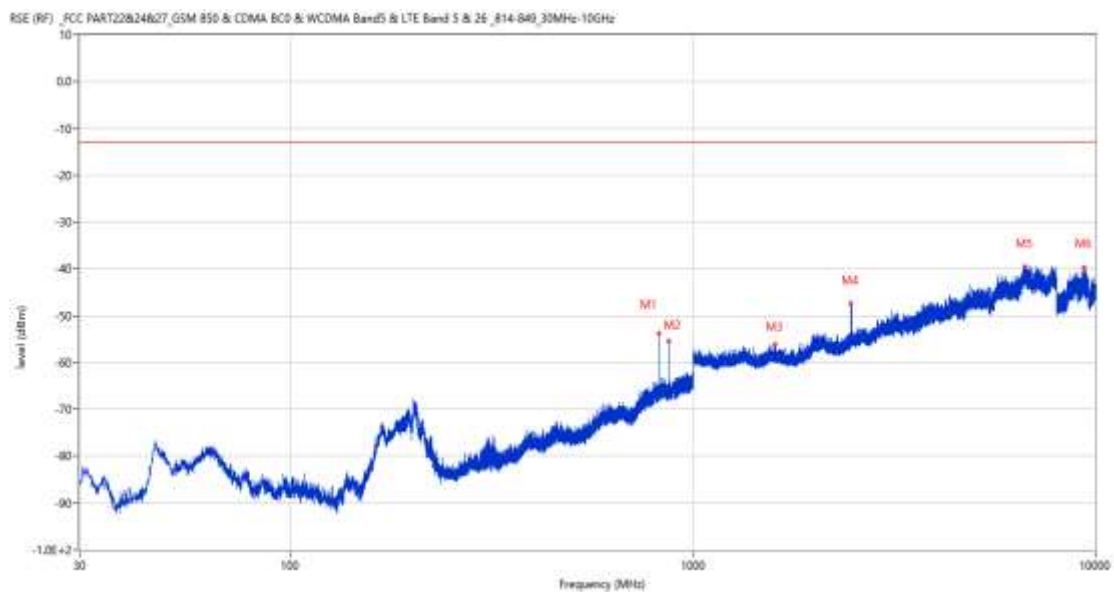
1.1 GSM 850 Low Channel

RSE-H&H GSM 850 CH128



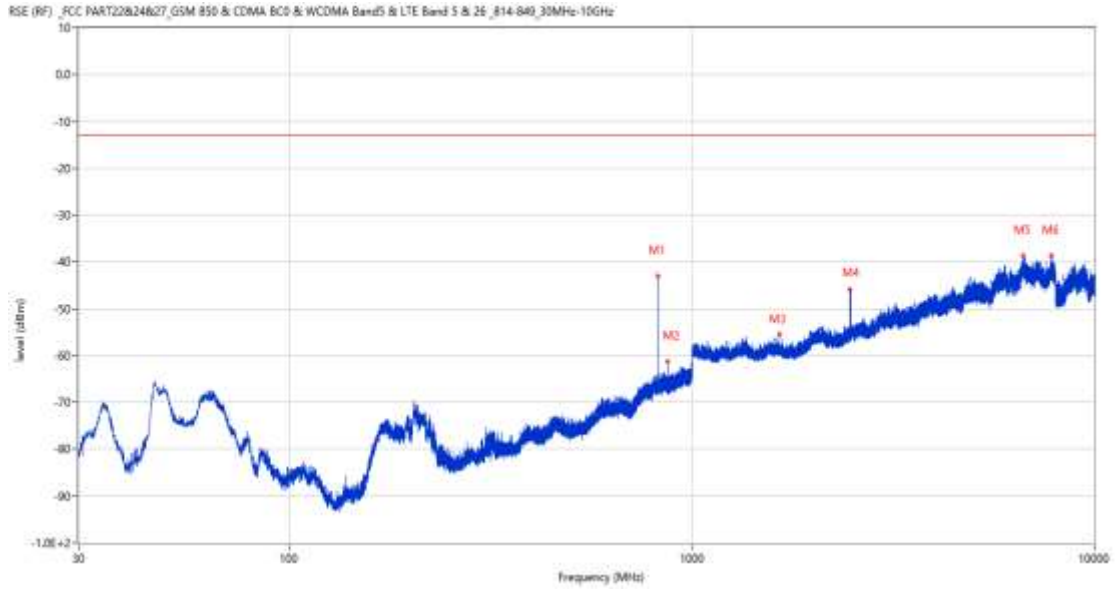
Frequency (MHz)	Result (dBm)	Factor (dB)	PK Limit (dBm)	Over Limit (dB)	Table (o)	ANT	EUT	Verdict
824.236	-40.59	4.28	-13.0	-27.59	124.00	Horizontal	Horizontal	N/A
869.196	-54.02	4.19	-13.0	-41.02	98.00	Horizontal	Horizontal	N/A
1649.200	-51.15	-4.15	-13.0	-38.15	273.00	Horizontal	Horizontal	Pass
2473.200	-45.59	-0.33	-13.0	-32.59	125.00	Horizontal	Horizontal	Pass
6713.500	-38.94	15.73	-13.0	-25.94	269.00	Horizontal	Horizontal	Pass
8701.000	-40.31	14.24	-13.0	-27.31	169.00	Horizontal	Horizontal	Pass

RSE-H&V GSM 850 CH128



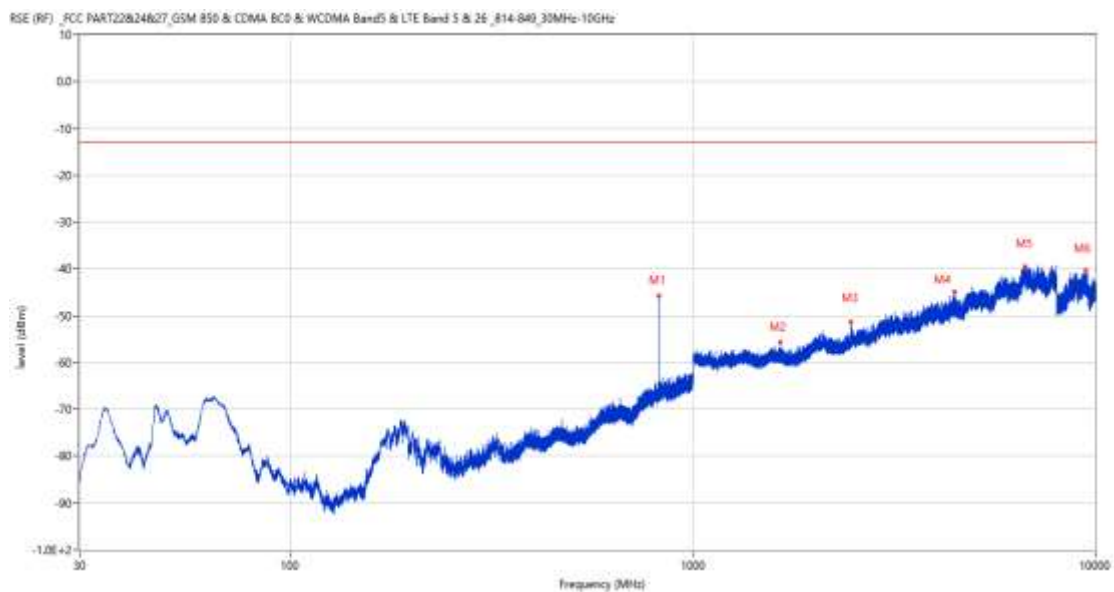
Frequency (MHz)	Result (dBm)	Factor (dB)	PK Limit (dBm)	Over Limit (dB)	Table (o)	ANT	EUT	Verdict
824.284	-53.81	4.28	-13.0	-40.81	170.00	Horizontal	Vertical	N/A
869.147	-55.56	4.19	-13.0	-42.56	207.00	Horizontal	Vertical	N/A
1601.700	-56.06	-4.14	-13.0	-43.06	360.00	Horizontal	Vertical	Pass
2473.300	-47.38	-0.32	-13.0	-34.38	334.00	Horizontal	Vertical	Pass
6673.250	-39.52	14.59	-13.0	-26.52	26.00	Horizontal	Vertical	Pass
9351.000	-39.80	14.77	-13.0	-26.80	324.00	Horizontal	Vertical	Pass

RSE-V&V GSM 850 CH128



Frequency (MHz)	Result (dBm)	Factor (dB)	PK Limit (dBm)	Over Limit (dB)	Table (o)	ANT	EUT	Verdict
824.236	-42.93	4.28	-13.0	-29.93	155.00	Vertical	Vertical	N/A
869.196	-61.17	4.19	-13.0	-48.17	220.00	Vertical	Vertical	N/A
1648.600	-55.56	-4.14	-13.0	-42.56	42.00	Vertical	Vertical	Pass
2473.500	-46.03	-0.32	-13.0	-33.03	357.00	Vertical	Vertical	Pass
6646.250	-38.71	15.25	-13.0	-25.71	300.00	Vertical	Vertical	Pass
7825.000	-38.65	15.95	-13.0	-25.65	26.00	Vertical	Vertical	Pass

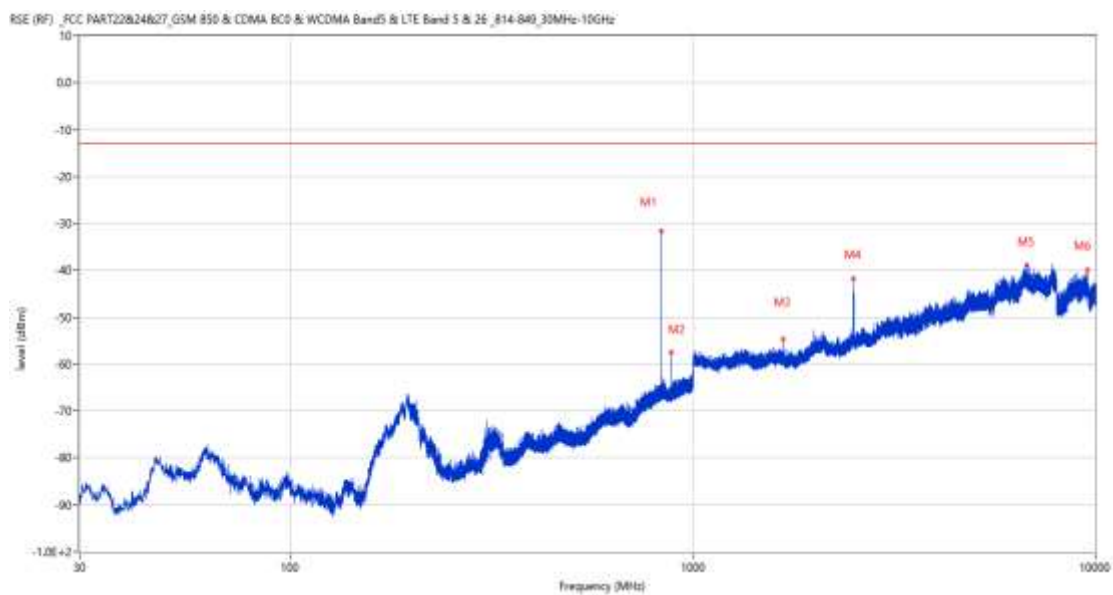
RSE-V&H GSM 850 CH128



Frequency (MHz)	Result (dBm)	Factor (dB)	PK Limit (dBm)	Over Limit (dB)	Table (o)	ANT	EUT	Verdict
824.284	-45.65	4.28	-13.0	-32.65	323.00	Vertical	Horizontal	N/A
1649.200	-55.77	-4.15	-13.0	-42.77	345.00	Vertical	Horizontal	Pass
2473.200	-51.34	-0.33	-13.0	-38.34	129.00	Vertical	Horizontal	Pass
4473.750	-44.86	9.41	-13.0	-31.86	287.00	Vertical	Horizontal	Pass
6679.000	-39.54	14.59	-13.0	-26.54	58.00	Vertical	Horizontal	Pass
9445.800	-40.39	14.16	-13.0	-27.39	360.00	Vertical	Horizontal	Pass

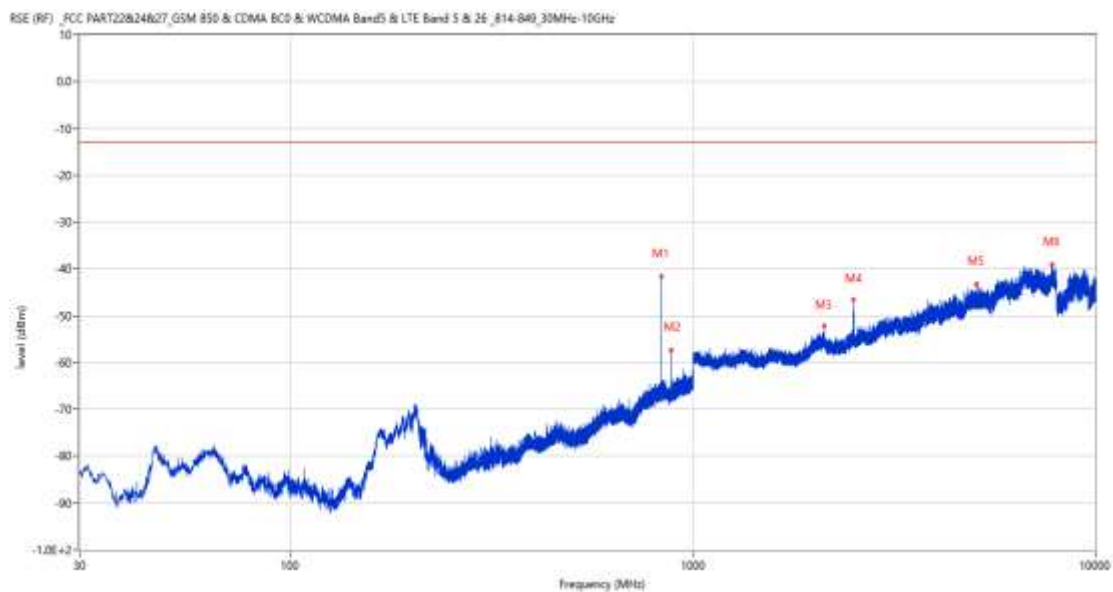
1.2 GSM 850 Middle Channel

RSE-H&H GSM 850 CH190



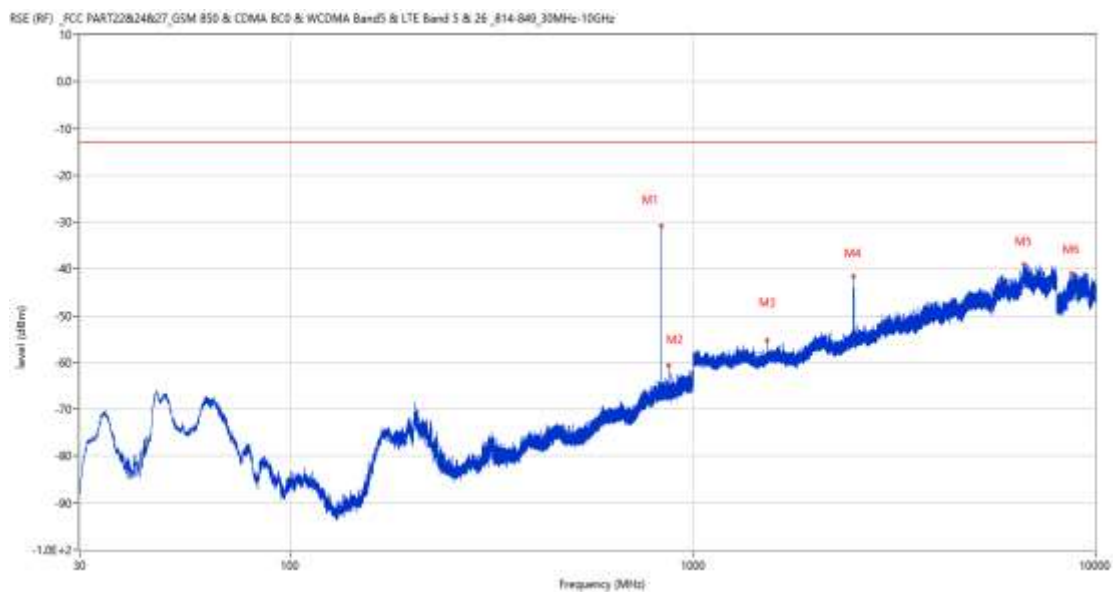
Frequency (MHz)	Result (dBm)	Factor (dB)	PK Limit (dBm)	Over Limit (dB)	Table (o)	ANT	EUT	Verdict
836.652	-31.74	4.78	-13.0	-18.74	157.00	Horizontal	Horizontal	N/A
881.514	-57.45	4.17	-13.0	-44.45	96.00	Horizontal	Horizontal	N/A
1674.100	-54.64	-4.52	-13.0	-41.64	259.00	Horizontal	Horizontal	Pass
2510.500	-41.89	0.59	-13.0	-28.89	119.00	Horizontal	Horizontal	Pass
6753.500	-38.92	14.45	-13.0	-25.92	1.00	Horizontal	Horizontal	Pass
9562.100	-40.03	13.60	-13.0	-27.03	360.00	Horizontal	Horizontal	Pass

RSE-H&V GSM 850 CH190



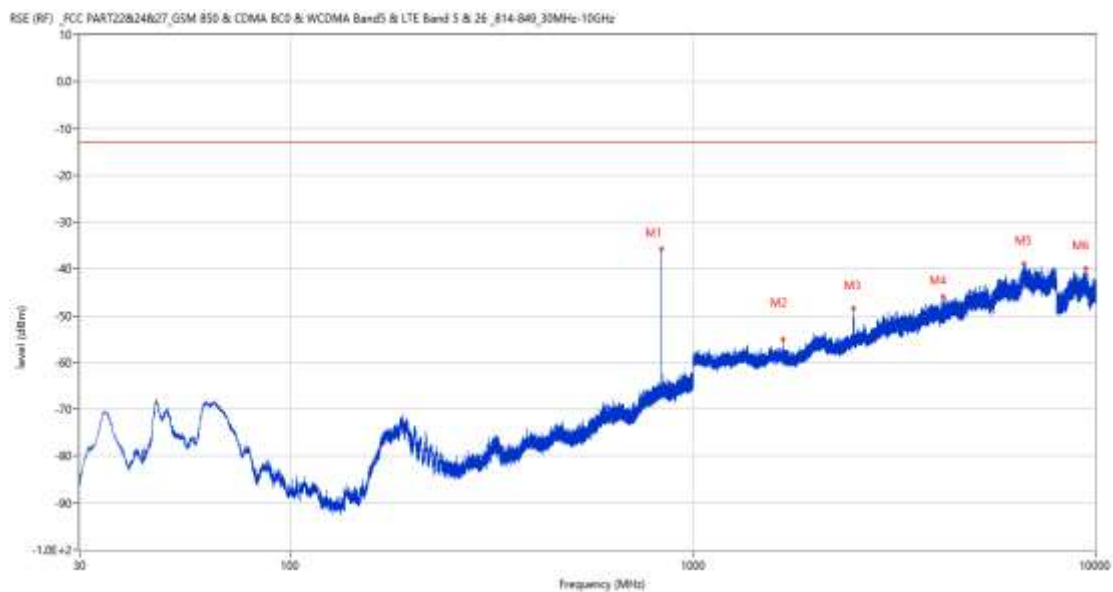
Frequency (MHz)	Result (dBm)	Factor (dB)	PK Limit (dBm)	Over Limit (dB)	Table (o)	ANT	EUT	Verdict
836.652	-41.63	4.78	-13.0	-28.63	156.00	Horizontal	Vertical	N/A
881.514	-57.39	4.17	-13.0	-44.39	172.00	Horizontal	Vertical	N/A
2124.400	-52.22	-1.02	-13.0	-39.22	358.00	Horizontal	Vertical	Pass
2510.400	-46.65	0.57	-13.0	-33.65	334.00	Horizontal	Vertical	Pass
5069.000	-43.32	11.29	-13.0	-30.32	255.00	Horizontal	Vertical	Pass
7804.000	-39.08	15.95	-13.0	-26.08	255.00	Horizontal	Vertical	Pass

RSE-V&V GSM 850 CH190



Frequency (MHz)	Result (dBm)	Factor (dB)	PK Limit (dBm)	Over Limit (dB)	Table (o)	ANT	EUT	Verdict
836.604	-30.91	4.78	-13.0	-17.91	145.00	Vertical	Vertical	N/A
881.196	-60.69	4.19	-13.0	-47.69	226.00	Vertical	Vertical	N/A
1529.500	-55.33	-4.33	-13.0	-42.33	234.00	Vertical	Vertical	Pass
2510.300	-41.57	0.55	-13.0	-28.57	264.00	Vertical	Vertical	Pass
6657.000	-39.02	14.96	-13.0	-26.02	1.00	Vertical	Vertical	Pass
8715.201	-41.06	13.95	-13.0	-28.06	347.00	Vertical	Vertical	Pass

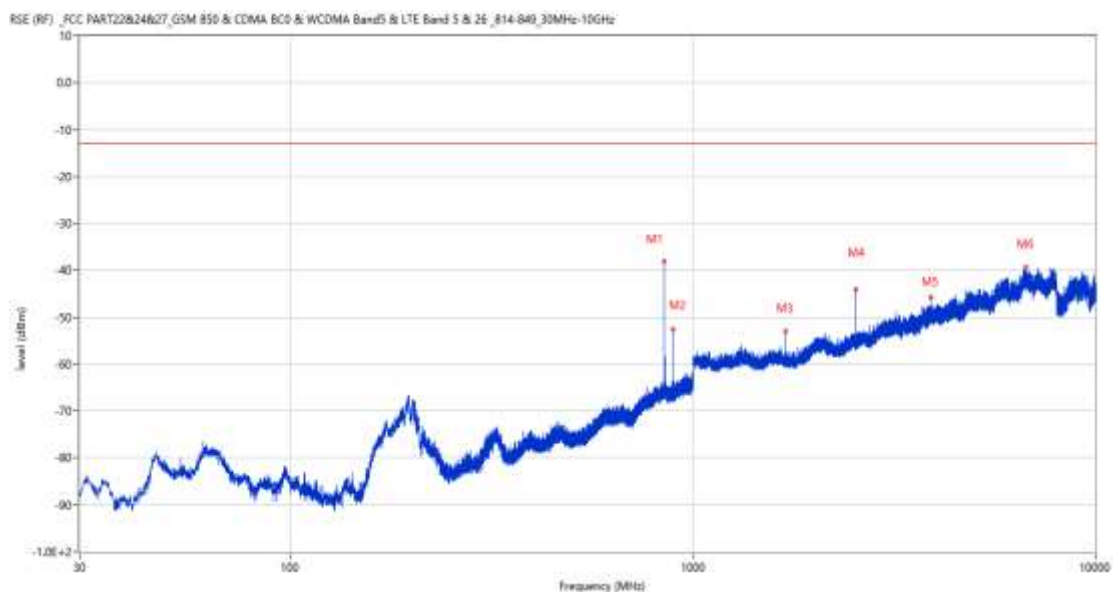
RSE-V&H GSM 850 CH190



Frequency (MHz)	Result (dBm)	Factor (dB)	PK Limit (dBm)	Over Limit (dB)	Table (o)	ANT	EUT	Verdict
836.700	-35.88	4.78	-13.0	-22.88	310.00	Vertical	Horizontal	N/A
1674.000	-55.15	-4.51	-13.0	-42.15	247.00	Vertical	Horizontal	Pass
2510.400	-48.34	0.57	-13.0	-35.34	265.00	Vertical	Horizontal	Pass
4196.250	-45.97	8.65	-13.0	-32.97	143.00	Vertical	Horizontal	Pass
6645.500	-38.85	15.17	-13.0	-25.85	10.00	Vertical	Horizontal	Pass
9455.200	-40.01	14.06	-13.0	-27.01	191.00	Vertical	Horizontal	Pass

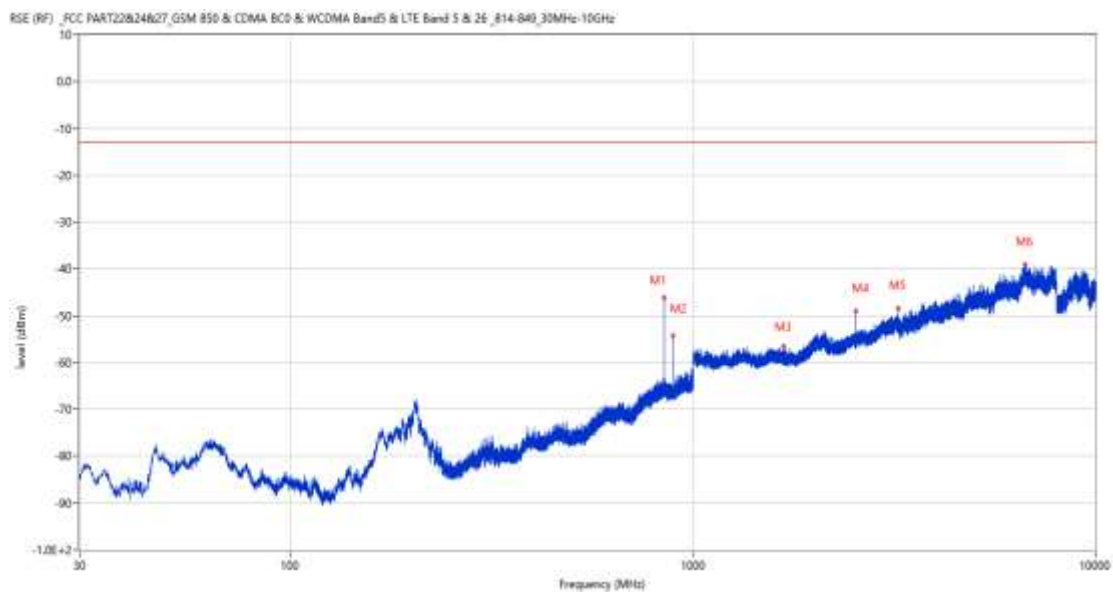
1.3 GSM 850 High Channel

RSE-H&H GSM 850 CH251



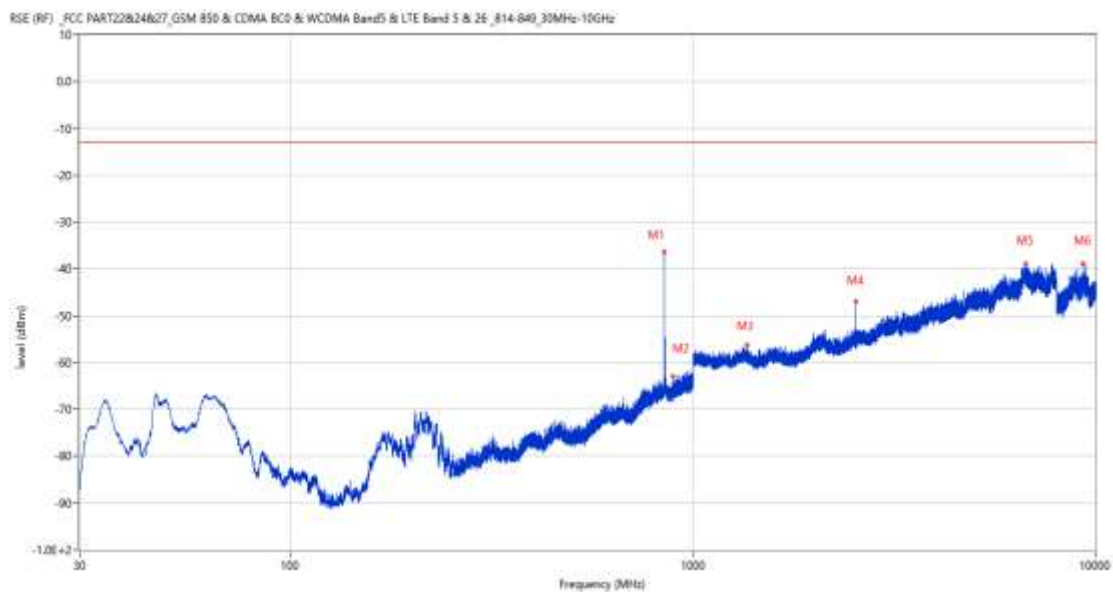
Frequency (MHz)	Result (dBm)	Factor (dB)	PK Limit (dBm)	Over Limit (dB)	Table (o)	ANT	EUT	Verdict
848.874	-38.04	4.87	-13.0	-25.04	155.00	Horizontal	Horizontal	N/A
893.882	-52.64	4.55	-13.0	-39.64	110.00	Horizontal	Horizontal	N/A
1698.300	-52.92	-4.47	-13.0	-39.92	264.00	Horizontal	Horizontal	Pass
2546.900	-44.01	0.43	-13.0	-31.01	134.00	Horizontal	Horizontal	Pass
3903.500	-45.66	9.22	-13.0	-32.66	177.00	Horizontal	Horizontal	Pass
6708.500	-39.30	15.70	-13.0	-26.30	161.00	Horizontal	Horizontal	Pass

RSE-H&V GSM 850 CH251



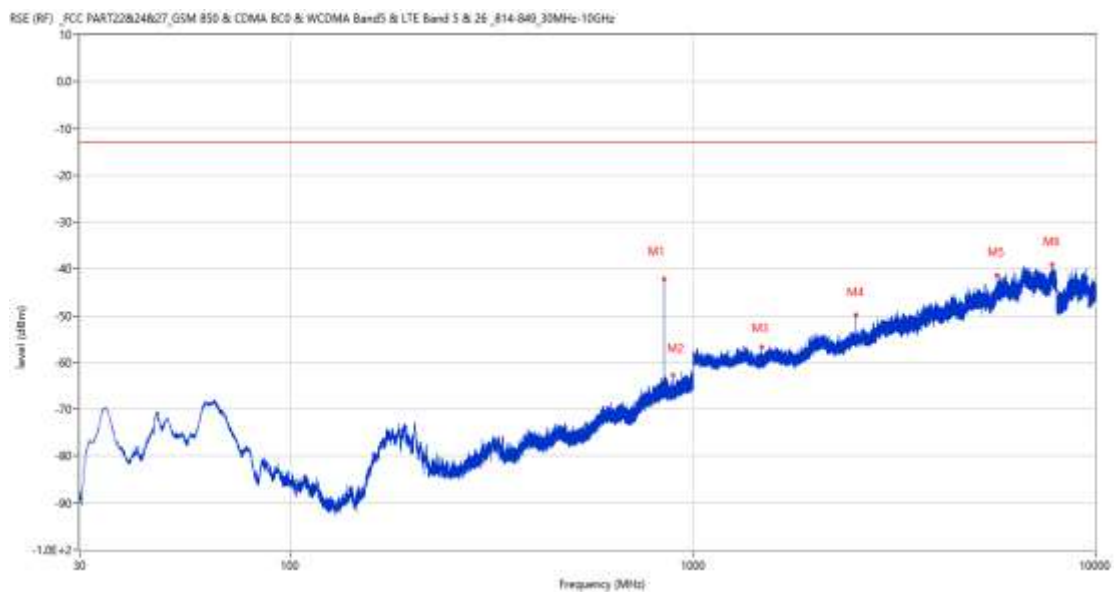
Frequency (MHz)	Result (dBm)	Factor (dB)	PK Limit (dBm)	Over Limit (dB)	Table (o)	ANT	EUT	Verdict
848.777	-46.23	4.87	-13.0	-33.23	143.00	Horizontal	Vertical	N/A
893.737	-54.21	4.56	-13.0	-41.21	201.00	Horizontal	Vertical	N/A
1681.200	-56.43	-4.48	-13.0	-43.43	85.00	Horizontal	Vertical	Pass
2547.100	-49.12	0.36	-13.0	-36.12	351.00	Horizontal	Vertical	Pass
3237.000	-48.38	6.32	-13.0	-35.38	150.00	Horizontal	Vertical	Pass
6694.250	-39.17	14.92	-13.0	-26.17	10.00	Horizontal	Vertical	Pass

RSE-V&V GSM 850 CH251



Frequency (MHz)	Result (dBm)	Factor (dB)	PK Limit (dBm)	Over Limit (dB)	Table (o)	ANT	EUT	Verdict
848.825	-36.51	4.87	-13.0	-23.51	131.00	Vertical	Vertical	N/A
892.961	-63.02	4.57	-13.0	-50.02	86.00	Vertical	Vertical	N/A
1363.800	-56.29	-3.92	-13.0	-43.29	196.00	Vertical	Vertical	Pass
2547.100	-46.99	0.36	-13.0	-33.99	84.00	Vertical	Vertical	Pass
6710.500	-38.92	15.68	-13.0	-25.92	303.00	Vertical	Vertical	Pass
9301.500	-38.88	15.32	-13.0	-25.88	92.00	Vertical	Vertical	Pass

RSE-V&H GSM 850 CH251



Frequency (MHz)	Result (dBm)	Factor (dB)	PK Limit (dBm)	Over Limit (dB)	Table (o)	ANT	EUT	Verdict
848.729	-42.19	4.87	-13.0	-29.19	307.00	Vertical	Horizontal	N/A
893.785	-62.78	4.56	-13.0	-49.78	183.00	Vertical	Horizontal	N/A
1481.100	-56.76	-4.86	-13.0	-43.76	36.00	Vertical	Horizontal	Pass
2547.100	-49.83	0.36	-13.0	-36.83	257.00	Vertical	Horizontal	Pass
5692.250	-41.30	11.81	-13.0	-28.30	10.00	Vertical	Horizontal	Pass
7813.000	-39.19	16.27	-13.0	-26.19	10.00	Vertical	Horizontal	Pass

2 GSM 1900

2.1 GSM 1900 Low Channel

RSE-H&H GSM 1900 CH512



Frequency (MHz)	Result (dBm)	Factor (dB)	PK Limit (dBm)	Over Limit (dB)	Table (o)	ANT	EUT	Verdict
196.355	-66.14	-15.91	-13.0	-53.14	330.00	Horizontal	Horizontal	Pass
1850.900	-35.71	2.44	-13.0	-22.71	323.00	Horizontal	Horizontal	N/A
3701.250	-44.32	7.42	-13.0	-31.32	196.00	Horizontal	Horizontal	Pass
6694.250	-38.31	14.92	-13.0	-25.31	225.00	Horizontal	Horizontal	Pass
12637.187	-38.29	15.55	-13.0	-25.29	-3.00	Horizontal	Horizontal	Pass
19402.600	-42.05	10.66	-13.0	-29.05	172.00	Horizontal	Horizontal	Pass

RSE-H&V GSM 1900 CH512



Frequency (MHz)	Result (dBm)	Factor (dB)	PK Limit (dBm)	Over Limit (dB)	Table (o)	ANT	EUT	Verdict
211.002	-68.06	-16.46	-13.0	-55.06	310.00	Horizontal	Vertical	Pass
1850.900	-44.63	2.44	-13.0	-31.63	189.00	Horizontal	Vertical	N/A
3700.750	-41.47	7.43	-13.0	-28.47	227.00	Horizontal	Vertical	Pass
6642.250	-38.73	15.08	-13.0	-25.73	357.00	Horizontal	Vertical	Pass
9441.625	-40.28	14.09	-13.0	-27.28	361.00	Horizontal	Vertical	Pass
12600.138	-38.50	15.21	-13.0	-25.50	298.00	Horizontal	Vertical	Pass

RSE-V&V GSM 1900 CH512



Frequency (MHz)	Result (dBm)	Factor (dB)	PK Limit (dBm)	Over Limit (dB)	Table (o)	ANT	EUT	Verdict
47.072	-68.51	-16.80	-13.0	-55.51	331.00	Vertical	Vertical	Pass
1348.700	-52.43	-0.17	-13.0	-39.43	295.00	Vertical	Vertical	Pass
1851.000	-39.88	2.45	-13.0	-26.88	308.00	Vertical	Vertical	N/A
4990.750	-43.55	10.82	-13.0	-30.55	294.00	Vertical	Vertical	Pass
8958.312	-39.39	13.56	-13.0	-26.39	80.00	Vertical	Vertical	Pass
12705.825	-37.90	16.48	-13.0	-24.90	191.00	Vertical	Vertical	Pass

RSE-V&H GSM 1900 CH512



Frequency (MHz)	Result (dBm)	Factor (dB)	PK Limit (dBm)	Over Limit (dB)	Table (o)	ANT	EUT	Verdict
48.090	-67.50	-17.14	-13.0	-54.50	316.00	Vertical	Horizontal	Pass
1850.700	-46.43	2.44	-13.0	-33.43	286.00	Vertical	Horizontal	N/A
3700.750	-43.55	7.43	-13.0	-30.55	63.00	Vertical	Horizontal	Pass
5899.000	-40.32	12.69	-13.0	-27.32	351.00	Vertical	Horizontal	Pass
7806.000	-38.57	15.99	-13.0	-25.57	-2.00	Vertical	Horizontal	Pass
12502.050	-38.55	15.62	-13.0	-25.55	363.00	Vertical	Horizontal	Pass

2.2 GSM 1900 Middle Channel

RSE-H&H GSM 1900 CH661



Frequency (MHz)	Result (dBm)	Factor (dB)	PK Limit (dBm)	Over Limit (dB)	Table (o)	ANT	EUT	Verdict
190.341	-67.55	-16.29	-13.0	-54.55	136.00	Horizontal	Horizontal	Pass
1960.700	-40.29	2.80	-13.0	-27.29	114.00	Horizontal	Horizontal	N/A
2886.000	-43.49	11.24	-13.0	-30.49	-1.00	Horizontal	Horizontal	Pass
3760.500	-44.30	8.80	-13.0	-31.30	202.00	Horizontal	Horizontal	Pass
6660.500	-39.31	14.75	-13.0	-26.31	343.00	Horizontal	Horizontal	Pass
12661.888	-37.97	15.88	-13.0	-24.97	178.00	Horizontal	Horizontal	Pass

RSE-H&V GSM 1900 CH661



Frequency (MHz)	Result (dBm)	Factor (dB)	PK Limit (dBm)	Over Limit (dB)	Table (o)	ANT	EUT	Verdict
210.420	-68.68	-16.50	-13.0	-55.68	303.00	Horizontal	Vertical	Pass
1882.600	-49.61	2.83	-13.0	-36.61	282.00	Horizontal	Vertical	N/A
2888.900	-43.26	11.79	-13.0	-30.26	25.00	Horizontal	Vertical	Pass
3760.500	-42.21	8.80	-13.0	-29.21	172.00	Horizontal	Vertical	Pass
7193.000	-38.50	14.71	-13.0	-25.50	113.00	Horizontal	Vertical	Pass
12722.925	-37.69	16.29	-13.0	-24.69	363.00	Horizontal	Vertical	Pass

RSE-V&V GSM 1900 CH661



Frequency (MHz)	Result (dBm)	Factor (dB)	PK Limit (dBm)	Over Limit (dB)	Table (o)	ANT	EUT	Verdict
61.622	-67.19	-16.91	-13.0	-54.19	321.00	Vertical	Vertical	Pass
1843.100	-50.13	2.36	-13.0	-37.13	7.00	Vertical	Vertical	Pass
2965.700	-43.47	11.89	-13.0	-30.47	19.00	Vertical	Vertical	Pass
5703.750	-41.39	12.01	-13.0	-28.39	246.00	Vertical	Vertical	Pass
9336.651	-40.75	14.94	-13.0	-27.75	-3.00	Vertical	Vertical	Pass
13539.526	-38.15	15.69	-13.0	-25.15	181.00	Vertical	Vertical	Pass

RSE-V&H GSM 1900 CH661



Frequency (MHz)	Result (dBm)	Factor (dB)	PK Limit (dBm)	Over Limit (dB)	Table (o)	ANT	EUT	Verdict
61.574	-68.65	-16.91	-13.0	-55.65	341.00	Vertical	Horizontal	Pass
1864.600	-49.27	2.61	-13.0	-36.27	360.00	Vertical	Horizontal	Pass
3760.250	-43.69	8.77	-13.0	-30.69	292.00	Vertical	Horizontal	Pass
6678.750	-39.33	14.58	-13.0	-26.33	-2.00	Vertical	Horizontal	Pass
8722.237	-39.65	13.81	-13.0	-26.65	-1.00	Vertical	Horizontal	Pass
12635.525	-37.98	15.54	-13.0	-24.98	126.00	Vertical	Horizontal	Pass

2.3 GSM 1900 High Channel

RSE-H&H GSM 1900 CH810



Frequency (MHz)	Result (dBm)	Factor (dB)	PK Limit (dBm)	Over Limit (dB)	Table (o)	ANT	EUT	Verdict
190.486	-69.06	-16.28	-13.0	-56.06	118.00	Horizontal	Horizontal	Pass
1566.700	-51.63	0.23	-13.0	-38.63	346.00	Horizontal	Horizontal	Pass
1910.500	-34.29	3.14	-13.0	-21.29	335.00	Horizontal	Horizontal	N/A
5154.500	-43.25	11.09	-13.0	-30.25	151.00	Horizontal	Horizontal	Pass
10071.713	-39.39	13.58	-13.0	-26.39	-1.00	Horizontal	Horizontal	Pass
13391.988	-38.24	16.32	-13.0	-25.24	206.00	Horizontal	Horizontal	Pass

RSE-H&V GSM 1900 CH810



Frequency (MHz)	Result (dBm)	Factor (dB)	PK Limit (dBm)	Over Limit (dB)	Table (o)	ANT	EUT	Verdict
211.778	-68.84	-16.59	-13.0	-55.84	301.00	Horizontal	Vertical	Pass
1345.300	-52.40	-0.19	-13.0	-39.40	219.00	Horizontal	Vertical	Pass
1910.600	-35.38	3.14	-13.0	-22.38	194.00	Horizontal	Vertical	N/A
4355.500	-45.76	9.27	-13.0	-32.76	158.00	Horizontal	Vertical	Pass
7807.750	-38.29	16.10	-13.0	-25.29	129.00	Horizontal	Vertical	Pass
12711.287	-38.42	16.42	-13.0	-25.42	164.00	Horizontal	Vertical	Pass

RSE-V&V GSM 1900 CH810



Frequency (MHz)	Result (dBm)	Factor (dB)	PK Limit (dBm)	Over Limit (dB)	Table (o)	ANT	EUT	Verdict
61.767	-67.31	-16.92	-13.0	-54.31	308.00	Vertical	Vertical	Pass
1910.500	-31.37	3.14	-13.0	-18.37	188.00	Vertical	Vertical	N/A
2890.500	-43.48	12.05	-13.0	-30.48	333.00	Vertical	Vertical	Pass
3895.000	-46.19	9.09	-13.0	-33.19	129.00	Vertical	Vertical	Pass
6709.000	-38.43	15.63	-13.0	-25.43	12.00	Vertical	Vertical	Pass
12532.450	-38.42	15.00	-13.0	-25.42	216.00	Vertical	Vertical	Pass

RSE-V&H GSM 1900 CH810



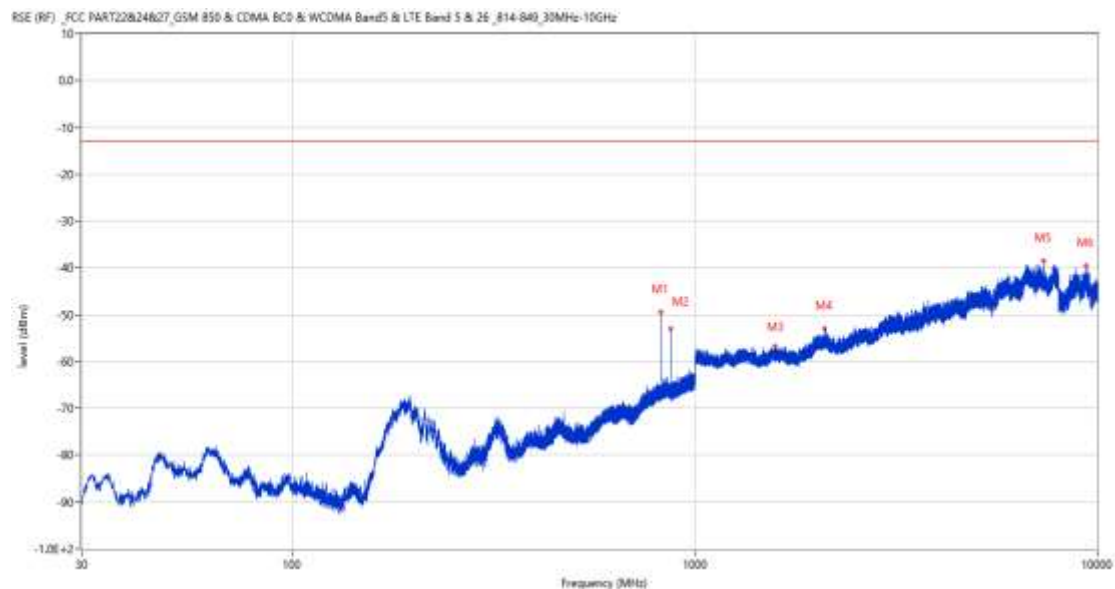
Frequency (MHz)	Result (dBm)	Factor (dB)	PK Limit (dBm)	Over Limit (dB)	Table (o)	ANT	EUT	Verdict
46.441	-67.26	-16.16	-13.0	-54.26	292.00	Vertical	Horizontal	Pass
1630.700	-51.88	0.32	-13.0	-38.88	316.00	Vertical	Horizontal	Pass
1910.500	-27.12	3.14	-13.0	-14.12	328.00	Vertical	Horizontal	N/A
5733.000	-40.93	12.32	-13.0	-27.93	53.00	Vertical	Horizontal	Pass
7332.250	-38.65	14.13	-13.0	-25.65	232.00	Vertical	Horizontal	Pass
12709.862	-37.41	16.43	-13.0	-24.41	77.00	Vertical	Horizontal	Pass

EGPRS

3 EGPRS 850

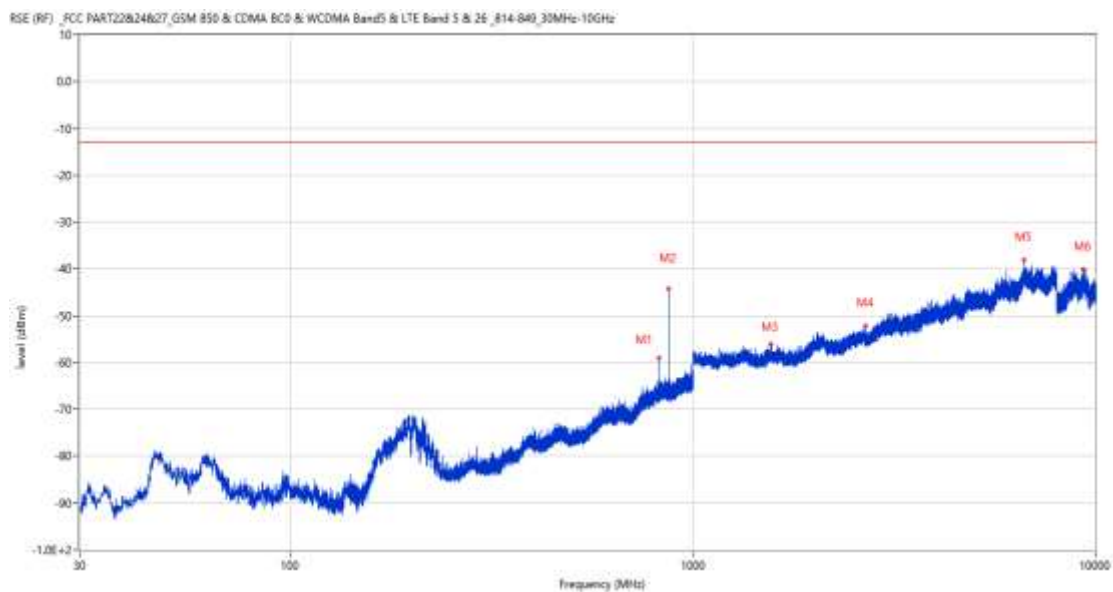
3.1 EGPRS 850 Low Channel

RSE-H&H EGPRS 850 CH128



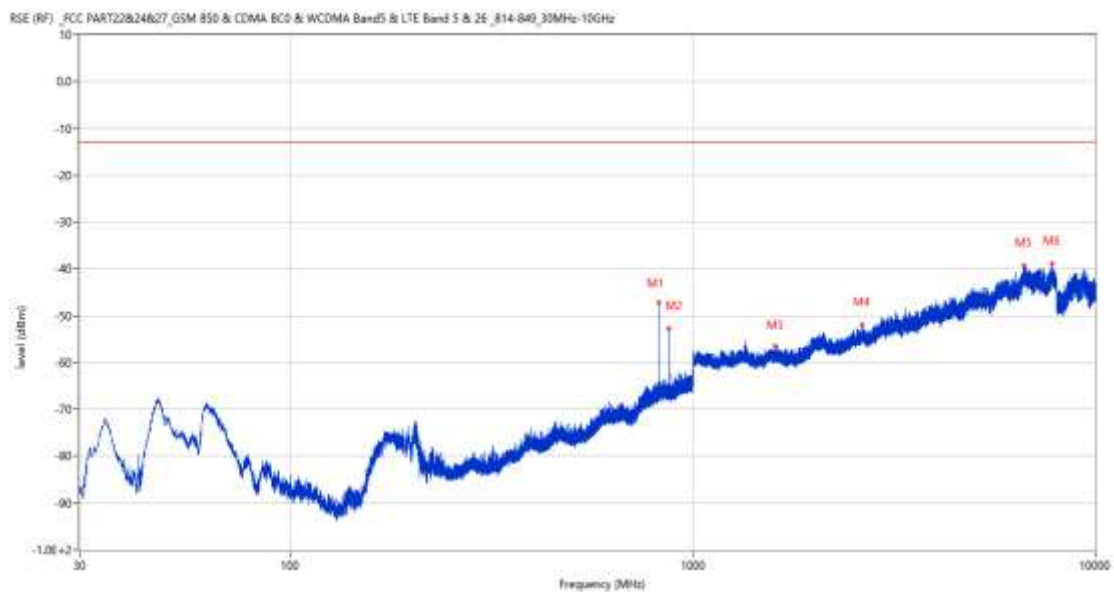
Frequency (MHz)	Result (dBm)	Factor (dB)	PK Limit (dBm)	Over Limit (dB)	Table (o)	ANT	EUT	Verdict
824.236	-49.48	4.28	-13.0	-36.48	123.00	Horizontal	Horizontal	N/A
869.147	-53.01	4.19	-13.0	-40.01	123.00	Horizontal	Horizontal	N/A
1587.800	-56.81	-4.21	-13.0	-43.81	289.00	Horizontal	Horizontal	Pass
2098.300	-53.00	-0.15	-13.0	-40.00	239.00	Horizontal	Horizontal	Pass
7355.000	-38.55	14.94	-13.0	-25.55	272.00	Horizontal	Horizontal	Pass
9348.400	-39.61	14.82	-13.0	-26.61	324.00	Horizontal	Horizontal	Pass

RSE-H&V EGPRS 850 CH128



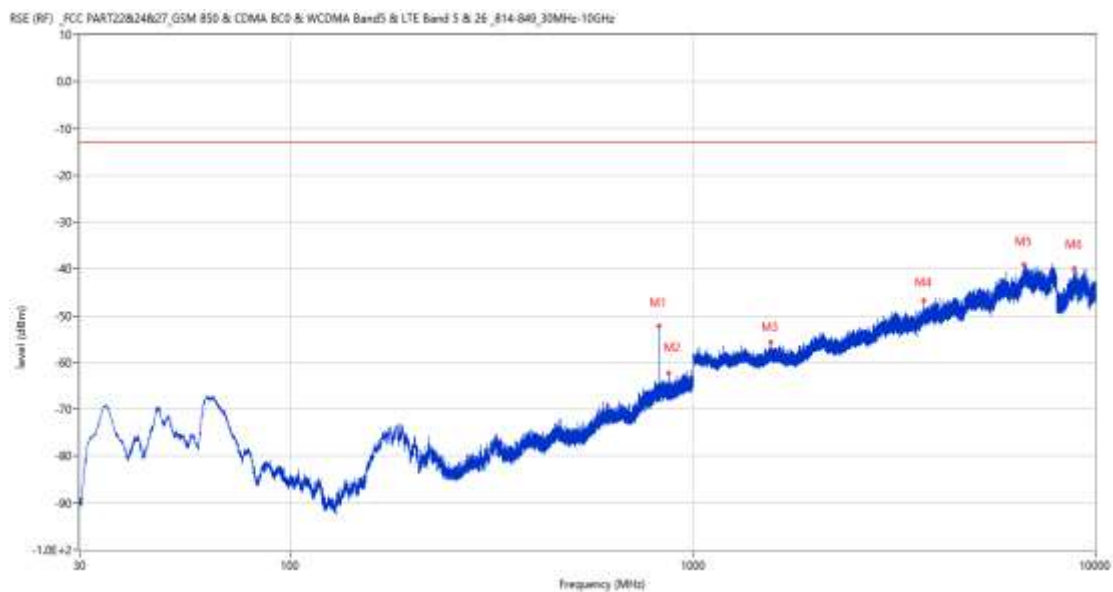
Frequency (MHz)	Result (dBm)	Factor (dB)	PK Limit (dBm)	Over Limit (dB)	Table (o)	ANT	EUT	Verdict
824.236	-58.90	4.28	-13.0	-45.90	165.00	Horizontal	Vertical	N/A
869.196	-44.34	4.19	-13.0	-31.34	115.00	Horizontal	Vertical	N/A
1563.400	-56.13	-3.87	-13.0	-43.13	332.00	Horizontal	Vertical	Pass
2686.500	-52.20	1.36	-13.0	-39.20	46.00	Horizontal	Vertical	Pass
6663.000	-38.12	14.68	-13.0	-25.12	344.00	Horizontal	Vertical	Pass
9331.599	-40.18	15.00	-13.0	-27.18	162.00	Horizontal	Vertical	Pass

RSE-V&V EGPRS 850 CH128



Frequency (MHz)	Result (dBm)	Factor (dB)	PK Limit (dBm)	Over Limit (dB)	Table (o)	ANT	EUT	Verdict
824.236	-47.15	4.28	-13.0	-34.15	165.00	Vertical	Vertical	N/A
869.196	-52.86	4.19	-13.0	-39.86	90.00	Vertical	Vertical	N/A
1601.000	-56.59	-4.15	-13.0	-43.59	157.00	Vertical	Vertical	Pass
2634.100	-51.96	1.58	-13.0	-38.96	194.00	Vertical	Vertical	Pass
6636.000	-39.27	14.82	-13.0	-26.27	113.00	Vertical	Vertical	Pass
7799.750	-38.97	15.90	-13.0	-25.97	63.00	Vertical	Vertical	Pass

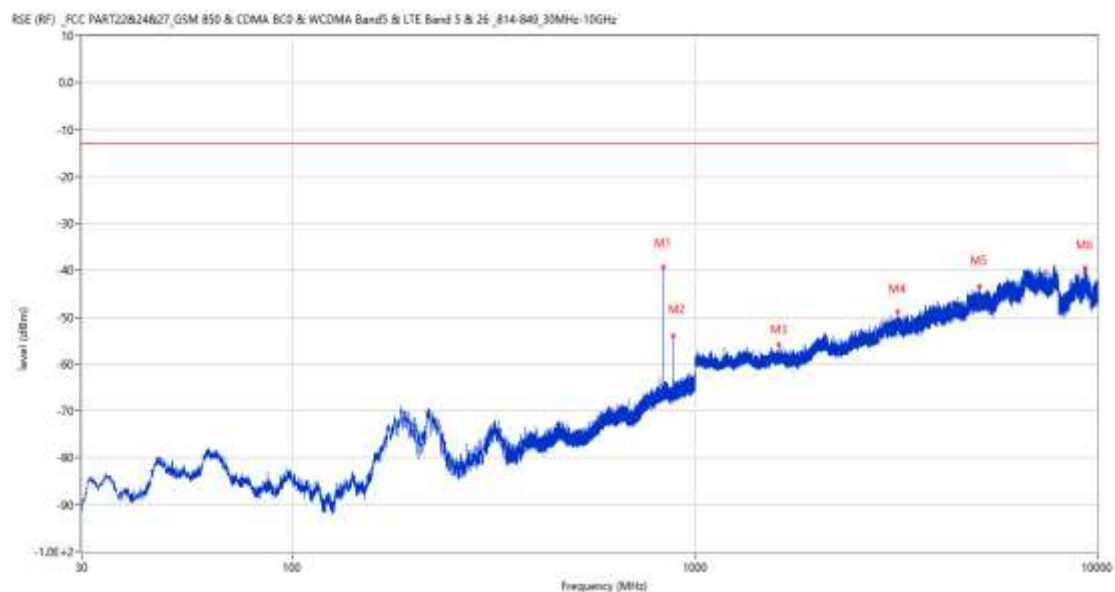
RSE-V&H EGPRS 850 CH128



Frequency (MHz)	Result (dBm)	Factor (dB)	PK Limit (dBm)	Over Limit (dB)	Table (o)	ANT	EUT	Verdict
824.188	-52.24	4.28	-13.0	-39.24	157.00	Vertical	Horizontal	N/A
869.196	-62.22	4.19	-13.0	-49.22	169.00	Vertical	Horizontal	N/A
1564.000	-55.75	-3.97	-13.0	-42.75	289.00	Vertical	Horizontal	Pass
3753.500	-46.80	8.08	-13.0	-33.80	229.00	Vertical	Horizontal	Pass
6649.250	-39.19	15.17	-13.0	-26.19	363.00	Vertical	Horizontal	Pass
8874.500	-40.01	14.44	-13.0	-27.01	91.00	Vertical	Horizontal	Pass

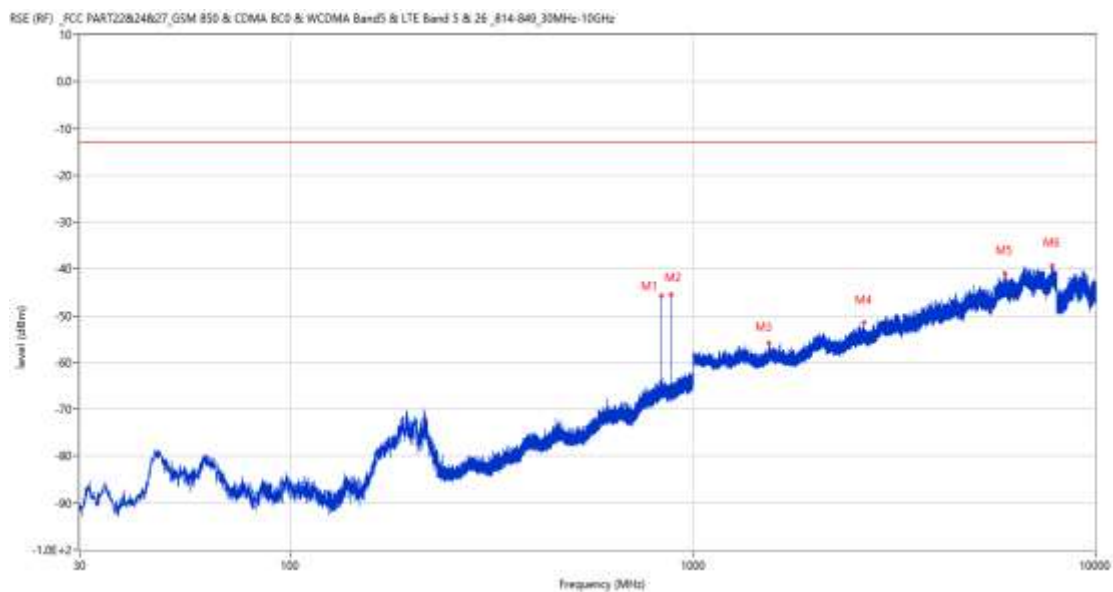
3.2 EGPRS 850 Middle Channel

RSE-H&H EGPRS 850 CH190



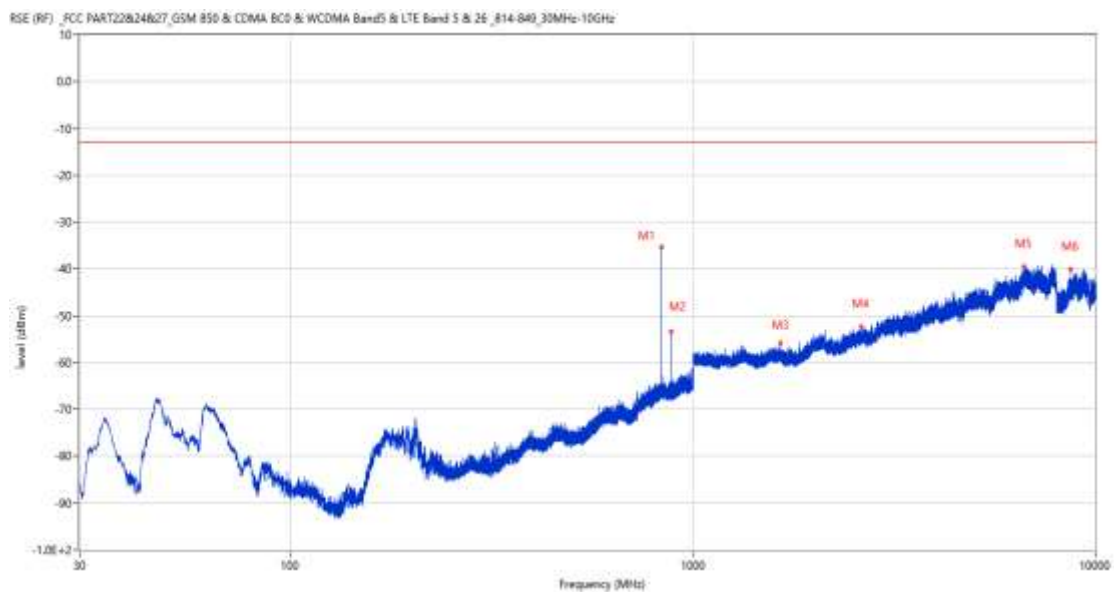
Frequency (MHz)	Result (dBm)	Factor (dB)	PK Limit (dBm)	Over Limit (dB)	Table (o)	ANT	EUT	Verdict
836.604	-39.31	4.78	-13.0	-26.31	175.00	Horizontal	Horizontal	N/A
881.514	-54.02	4.17	-13.0	-41.02	117.00	Horizontal	Horizontal	N/A
1619.300	-55.93	-4.16	-13.0	-42.93	319.00	Horizontal	Horizontal	Pass
3192.750	-48.88	6.44	-13.0	-35.88	240.00	Horizontal	Horizontal	Pass
5104.750	-43.53	11.36	-13.0	-30.53	11.00	Horizontal	Horizontal	Pass
9311.200	-39.51	15.22	-13.0	-26.51	278.00	Horizontal	Horizontal	Pass

RSE-H&V EGPRS 850 CH190



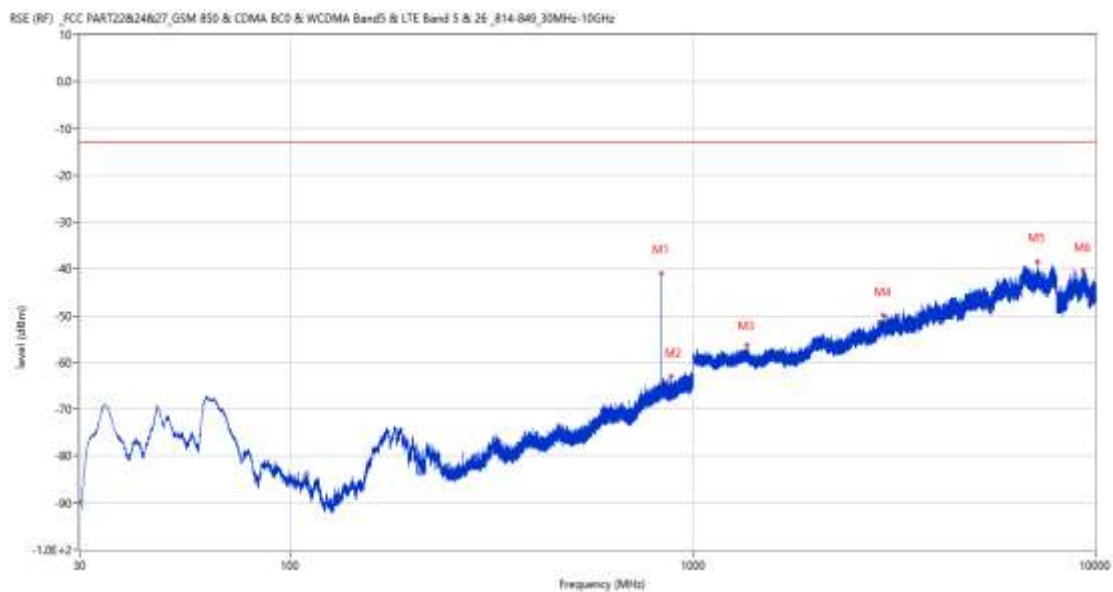
Frequency (MHz)	Result (dBm)	Factor (dB)	PK Limit (dBm)	Over Limit (dB)	Table (o)	ANT	EUT	Verdict
836.604	-45.74	4.78	-13.0	-32.74	14.00	Horizontal	Vertical	N/A
881.660	-45.46	4.17	-13.0	-32.46	102.00	Horizontal	Vertical	N/A
1548.300	-55.83	-3.95	-13.0	-42.83	182.00	Horizontal	Vertical	Pass
2658.800	-51.55	1.73	-13.0	-38.55	164.00	Horizontal	Vertical	Pass
5943.000	-40.92	12.35	-13.0	-27.92	97.00	Horizontal	Vertical	Pass
7803.500	-39.20	15.96	-13.0	-26.20	129.00	Horizontal	Vertical	Pass

RSE-V&V EGPRS 850 CH190



Frequency (MHz)	Result (dBm)	Factor (dB)	PK Limit (dBm)	Over Limit (dB)	Table (o)	ANT	EUT	Verdict
836.604	-35.34	4.78	-13.0	-22.34	172.00	Vertical	Vertical	N/A
881.514	-53.33	4.17	-13.0	-40.33	98.00	Vertical	Vertical	N/A
1649.900	-55.85	-4.07	-13.0	-42.85	129.00	Vertical	Vertical	Pass
2625.500	-52.44	1.08	-13.0	-39.44	85.00	Vertical	Vertical	Pass
6649.750	-39.46	15.14	-13.0	-26.46	281.00	Vertical	Vertical	Pass
8692.600	-40.08	14.02	-13.0	-27.08	69.00	Vertical	Vertical	Pass

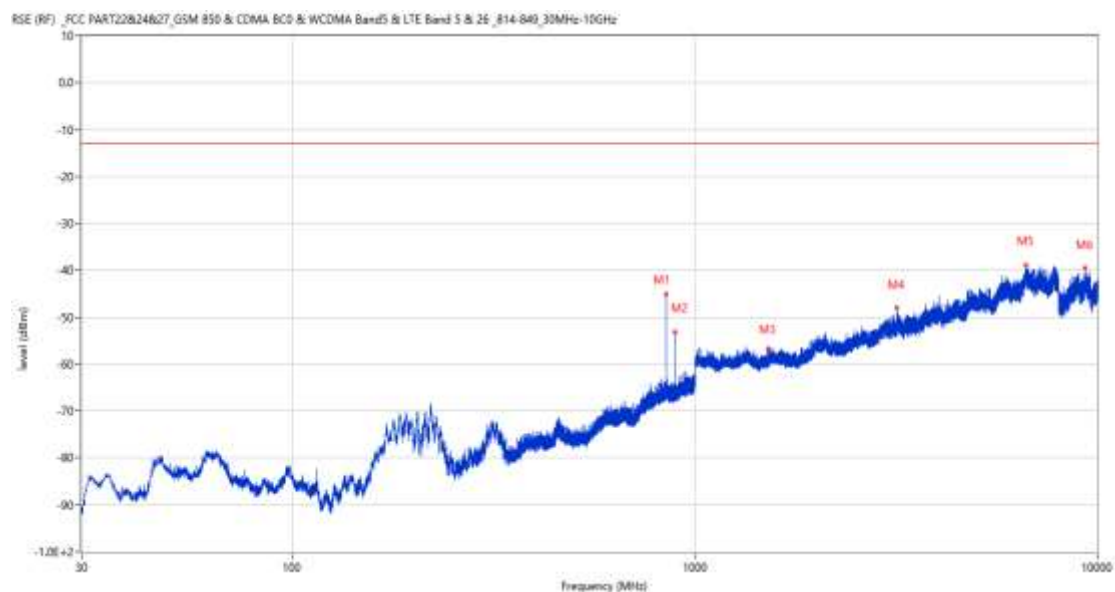
RSE-V&H EGPRS 850 CH190



Frequency (MHz)	Result (dBm)	Factor (dB)	PK Limit (dBm)	Over Limit (dB)	Table (o)	ANT	EUT	Verdict
836.604	-40.94	4.78	-13.0	-27.94	316.00	Vertical	Horizontal	N/A
881.514	-62.82	4.17	-13.0	-49.82	86.00	Vertical	Horizontal	N/A
1365.200	-56.31	-3.94	-13.0	-43.31	307.00	Vertical	Horizontal	Pass
2974.000	-49.85	4.31	-13.0	-36.85	288.00	Vertical	Horizontal	Pass
7188.750	-38.54	14.57	-13.0	-25.54	125.00	Vertical	Horizontal	Pass
9338.800	-40.34	14.92	-13.0	-27.34	347.00	Vertical	Horizontal	Pass

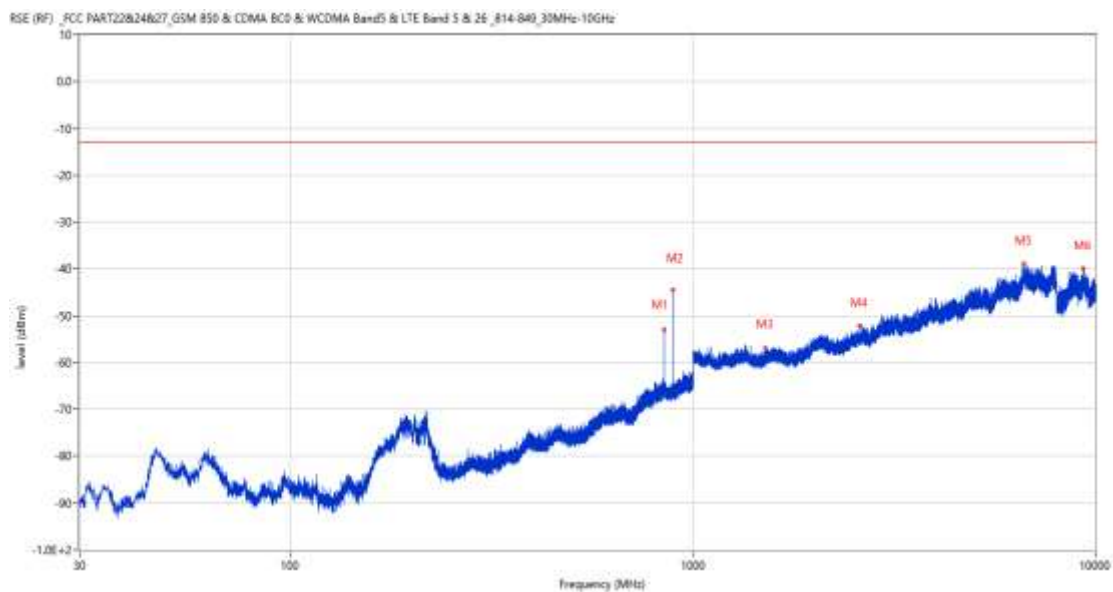
3.3 EGPRS 850 High Channel

RSE-H&H EGPRS 850 CH251



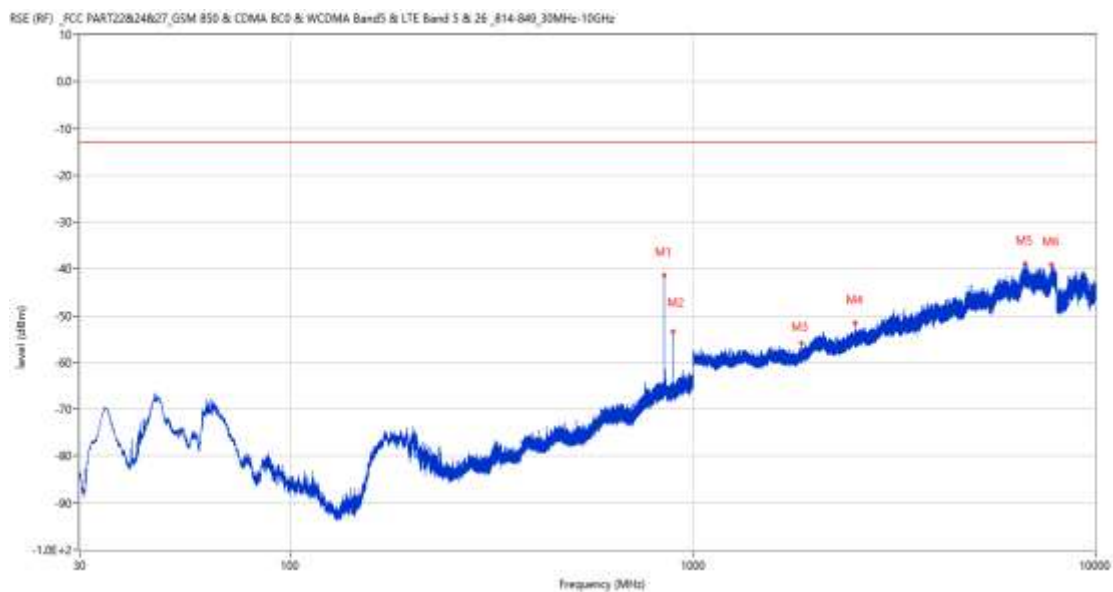
Frequency (MHz)	Result (dBm)	Factor (dB)	PK Limit (dBm)	Over Limit (dB)	Table (o)	ANT	EUT	Verdict
848.777	-45.04	4.87	-13.0	-32.04	171.00	Horizontal	Horizontal	N/A
893.737	-53.11	4.56	-13.0	-40.11	100.00	Horizontal	Horizontal	N/A
1519.600	-56.76	-4.47	-13.0	-43.76	0.00	Horizontal	Horizontal	Pass
3178.250	-47.99	6.06	-13.0	-34.99	240.00	Horizontal	Horizontal	Pass
6649.500	-38.92	15.15	-13.0	-25.92	42.00	Horizontal	Horizontal	Pass
9296.700	-39.55	15.28	-13.0	-26.55	93.00	Horizontal	Horizontal	Pass

RSE-H&V EGPRS 850 CH251



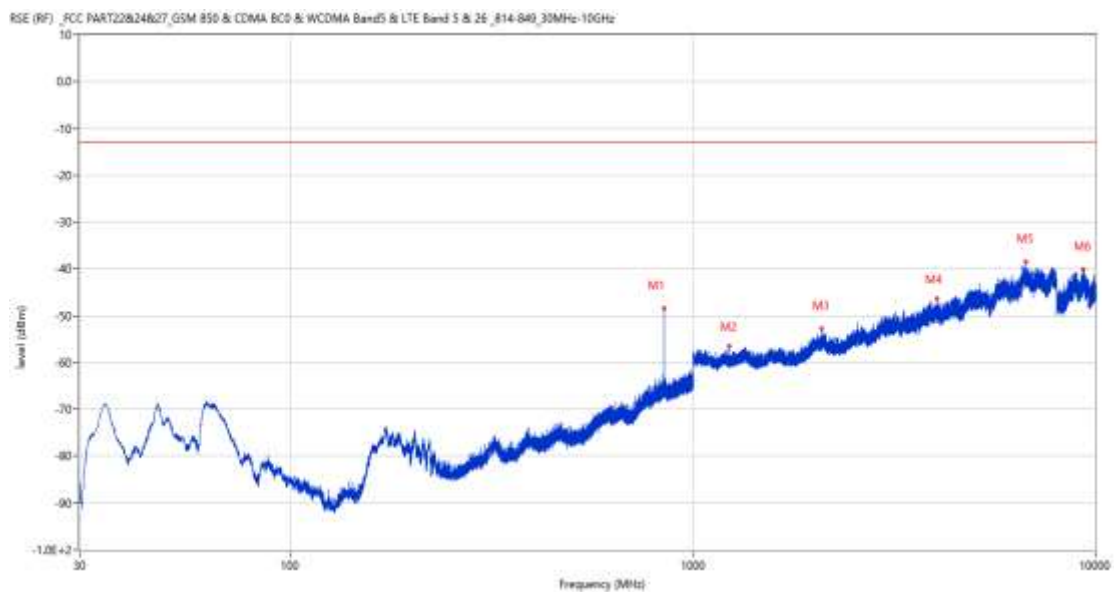
Frequency (MHz)	Result (dBm)	Factor (dB)	PK Limit (dBm)	Over Limit (dB)	Table (o)	ANT	EUT	Verdict
848.777	-53.02	4.87	-13.0	-40.02	14.00	Horizontal	Vertical	N/A
893.737	-44.58	4.56	-13.0	-31.58	97.00	Horizontal	Vertical	N/A
1513.000	-56.83	-4.60	-13.0	-43.83	92.00	Horizontal	Vertical	Pass
2595.700	-52.19	0.89	-13.0	-39.19	319.00	Horizontal	Vertical	Pass
6645.250	-38.83	15.15	-13.0	-25.83	230.00	Horizontal	Vertical	Pass
9321.700	-39.97	15.11	-13.0	-26.97	276.00	Horizontal	Vertical	Pass

RSE-V&V EGPRS 850 CH251



Frequency (MHz)	Result (dBm)	Factor (dB)	PK Limit (dBm)	Over Limit (dB)	Table (o)	ANT	EUT	Verdict
848.777	-41.39	4.87	-13.0	-28.39	64.00	Vertical	Vertical	N/A
893.737	-53.32	4.56	-13.0	-40.32	73.00	Vertical	Vertical	N/A
1862.000	-55.83	-4.31	-13.0	-42.83	337.00	Vertical	Vertical	Pass
2534.900	-51.59	0.57	-13.0	-38.59	319.00	Vertical	Vertical	Pass
6691.000	-38.86	14.82	-13.0	-25.86	151.00	Vertical	Vertical	Pass
7788.250	-39.19	15.61	-13.0	-26.19	336.00	Vertical	Vertical	Pass

RSE-V&H EGPRS 850 CH251



Frequency (MHz)	Result (dBm)	Factor (dB)	PK Limit (dBm)	Over Limit (dB)	Table (o)	ANT	EUT	Verdict
848.825	-48.40	4.87	-13.0	-35.40	142.00	Vertical	Horizontal	N/A
1234.400	-56.55	-4.68	-13.0	-43.55	244.00	Vertical	Horizontal	Pass
2090.500	-52.76	-0.77	-13.0	-39.76	182.00	Vertical	Horizontal	Pass
4044.750	-46.41	9.30	-13.0	-33.41	131.00	Vertical	Horizontal	Pass
6723.250	-38.53	15.61	-13.0	-25.53	165.00	Vertical	Horizontal	Pass
9304.200	-40.17	15.29	-13.0	-27.17	254.00	Vertical	Horizontal	Pass

4 EGPRS 1900

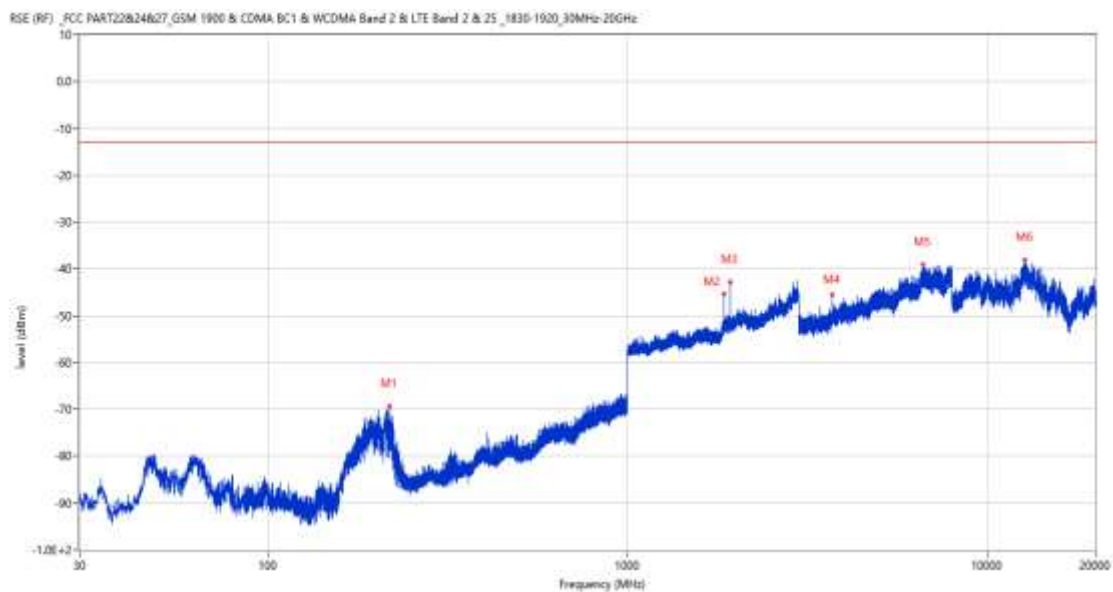
4.1 EGPRS 1900 Low Channel

RSE-H&H EGPRS 1900 CH512



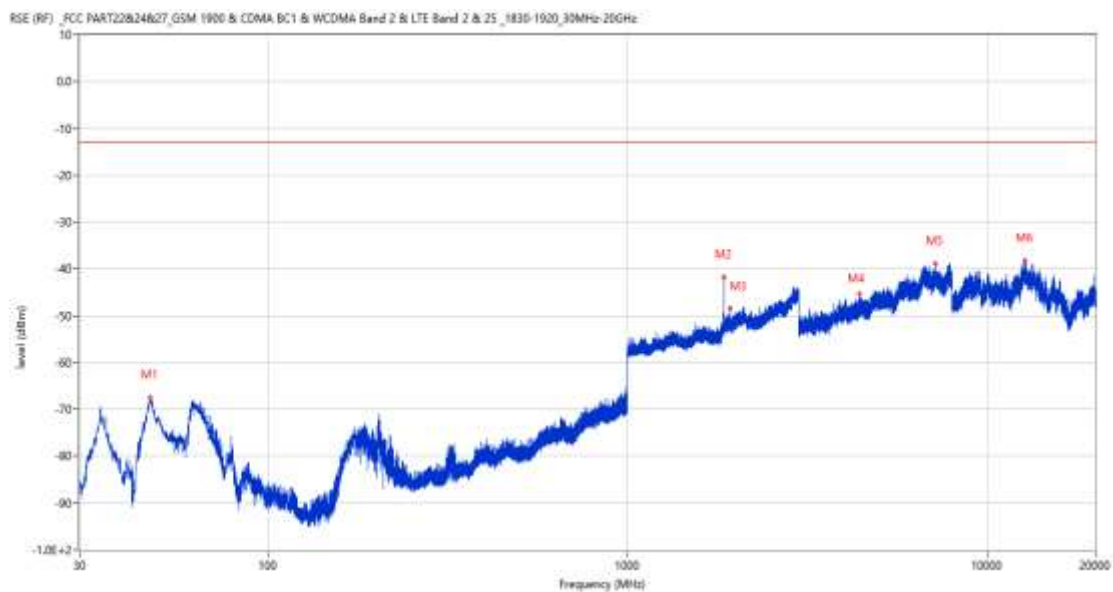
Frequency (MHz)	Result (dBm)	Factor (dB)	PK Limit (dBm)	Over Limit (dB)	Table (o)	ANT	EUT	Verdict
203.388	-67.99	-15.55	-13.0	-54.99	135.00	Horizontal	Horizontal	Pass
1850.800	-38.48	2.44	-13.0	-25.48	328.00	Horizontal	Horizontal	N/A
1930.800	-47.05	3.33	-13.0	-34.05	100.00	Horizontal	Horizontal	N/A
4458.250	-45.37	9.94	-13.0	-32.37	131.00	Horizontal	Horizontal	Pass
6691.500	-39.18	14.84	-13.0	-26.18	307.00	Horizontal	Horizontal	Pass
12682.550	-38.33	16.24	-13.0	-25.33	334.00	Horizontal	Horizontal	Pass

RSE-H&V EGPRS 1900 CH512



Frequency (MHz)	Result (dBm)	Factor (dB)	PK Limit (dBm)	Over Limit (dB)	Table (o)	ANT	EUT	Verdict
218.326	-69.36	-16.42	-13.0	-56.36	280.00	Horizontal	Vertical	Pass
1850.900	-45.26	2.44	-13.0	-32.26	223.00	Horizontal	Vertical	N/A
1930.700	-42.87	3.32	-13.0	-29.87	100.00	Horizontal	Vertical	N/A
3701.000	-45.60	7.43	-13.0	-32.60	228.00	Horizontal	Vertical	Pass
6627.000	-39.07	14.73	-13.0	-26.07	52.00	Horizontal	Vertical	Pass
12713.425	-38.13	16.40	-13.0	-25.13	90.00	Horizontal	Vertical	Pass

RSE-V&V EGPRS 1900 CH512



Frequency (MHz)	Result (dBm)	Factor (dB)	PK Limit (dBm)	Over Limit (dB)	Table (o)	ANT	EUT	Verdict
47.169	-67.45	-16.83	-13.0	-54.45	307.00	Vertical	Vertical	Pass
1850.800	-41.78	2.44	-13.0	-28.78	214.00	Vertical	Vertical	N/A
1931.300	-48.52	3.33	-13.0	-35.52	92.00	Vertical	Vertical	N/A
4418.750	-45.37	9.56	-13.0	-32.37	42.00	Vertical	Vertical	Pass
7187.750	-38.85	14.56	-13.0	-25.85	-2.00	Vertical	Vertical	Pass
12729.575	-38.36	16.22	-13.0	-25.36	126.00	Vertical	Vertical	Pass

RSE-V&H EGPRS 1900 CH512



Frequency (MHz)	Result (dBm)	Factor (dB)	PK Limit (dBm)	Over Limit (dB)	Table (o)	ANT	EUT	Verdict
61.767	-68.40	-16.92	-13.0	-55.40	341.00	Vertical	Horizontal	Pass
1851.600	-49.89	2.45	-13.0	-36.89	165.00	Vertical	Horizontal	Pass
2106.400	-48.48	4.56	-13.0	-35.48	42.00	Vertical	Horizontal	Pass
3700.750	-45.84	7.43	-13.0	-32.84	225.00	Vertical	Horizontal	Pass
6650.500	-38.61	15.10	-13.0	-25.61	9.00	Vertical	Horizontal	Pass
12540.287	-39.09	14.84	-13.0	-26.09	168.00	Vertical	Horizontal	Pass

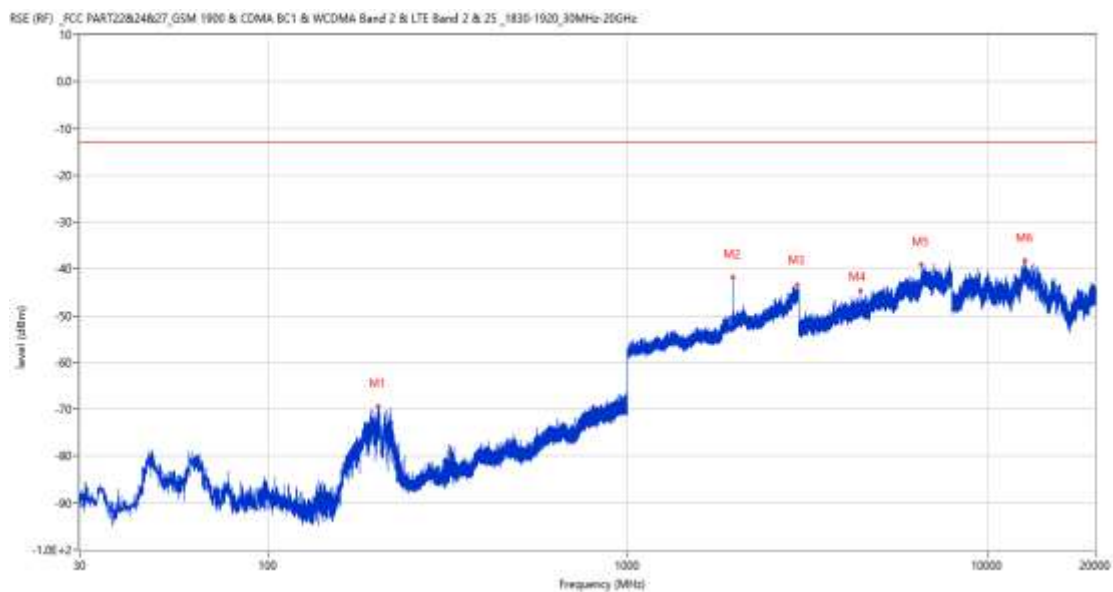
4.2 EGPRS 1900 Middle Channel

RSE-H&H EGPRS 1900 CH661



Frequency (MHz)	Result (dBm)	Factor (dB)	PK Limit (dBm)	Over Limit (dB)	Table (o)	ANT	EUT	Verdict
195.385	-67.55	-15.85	-13.0	-54.55	114.00	Horizontal	Horizontal	Pass
1960.800	-46.93	2.80	-13.0	-33.93	101.00	Horizontal	Horizontal	N/A
2668.500	-45.09	7.81	-13.0	-32.09	348.00	Horizontal	Horizontal	Pass
3760.500	-46.85	8.80	-13.0	-33.85	336.00	Horizontal	Horizontal	Pass
6672.500	-38.64	14.62	-13.0	-25.64	174.00	Horizontal	Horizontal	Pass
12692.050	-38.52	16.40	-13.0	-25.52	15.00	Horizontal	Horizontal	Pass

RSE-H&V EGPRS 1900 CH661



Frequency (MHz)	Result (dBm)	Factor (dB)	PK Limit (dBm)	Over Limit (dB)	Table (o)	ANT	EUT	Verdict
203.048	-69.40	-15.61	-13.0	-56.40	303.00	Horizontal	Vertical	Pass
1960.700	-41.73	2.80	-13.0	-28.73	104.00	Horizontal	Vertical	N/A
2961.500	-43.48	11.69	-13.0	-30.48	62.00	Horizontal	Vertical	Pass
4453.750	-44.77	10.06	-13.0	-31.77	55.00	Horizontal	Vertical	Pass
6571.500	-39.18	14.13	-13.0	-26.18	305.00	Horizontal	Vertical	Pass
12708.912	-38.25	16.44	-13.0	-25.25	360.00	Horizontal	Vertical	Pass

RSE-V&V EGPRS 1900 CH661



Frequency (MHz)	Result (dBm)	Factor (dB)	PK Limit (dBm)	Over Limit (dB)	Table (o)	ANT	EUT	Verdict
47.411	-67.64	-16.91	-13.0	-54.64	82.00	Vertical	Vertical	Pass
1961.000	-49.36	2.81	-13.0	-36.36	100.00	Vertical	Vertical	Pass
2880.400	-43.48	10.32	-13.0	-30.48	340.00	Vertical	Vertical	Pass
5018.750	-44.15	10.77	-13.0	-31.15	335.00	Vertical	Vertical	Pass
6651.000	-39.17	15.07	-13.0	-26.17	350.00	Vertical	Vertical	Pass
12732.188	-38.28	16.19	-13.0	-25.28	231.00	Vertical	Vertical	Pass

RSE-V&H EGPRS 1900 CH661



Frequency (MHz)	Result (dBm)	Factor (dB)	PK Limit (dBm)	Over Limit (dB)	Table (o)	ANT	EUT	Verdict
47.218	-69.11	-16.85	-13.0	-56.11	350.00	Vertical	Horizontal	Pass
1867.700	-50.10	2.65	-13.0	-37.10	217.00	Vertical	Horizontal	Pass
2890.600	-42.73	12.05	-13.0	-29.73	143.00	Vertical	Horizontal	Pass
4994.250	-43.29	10.76	-13.0	-30.29	321.00	Vertical	Horizontal	Pass
7353.000	-39.14	14.95	-13.0	-26.14	203.00	Vertical	Horizontal	Pass
12719.362	-37.92	16.33	-13.0	-24.92	24.00	Vertical	Horizontal	Pass

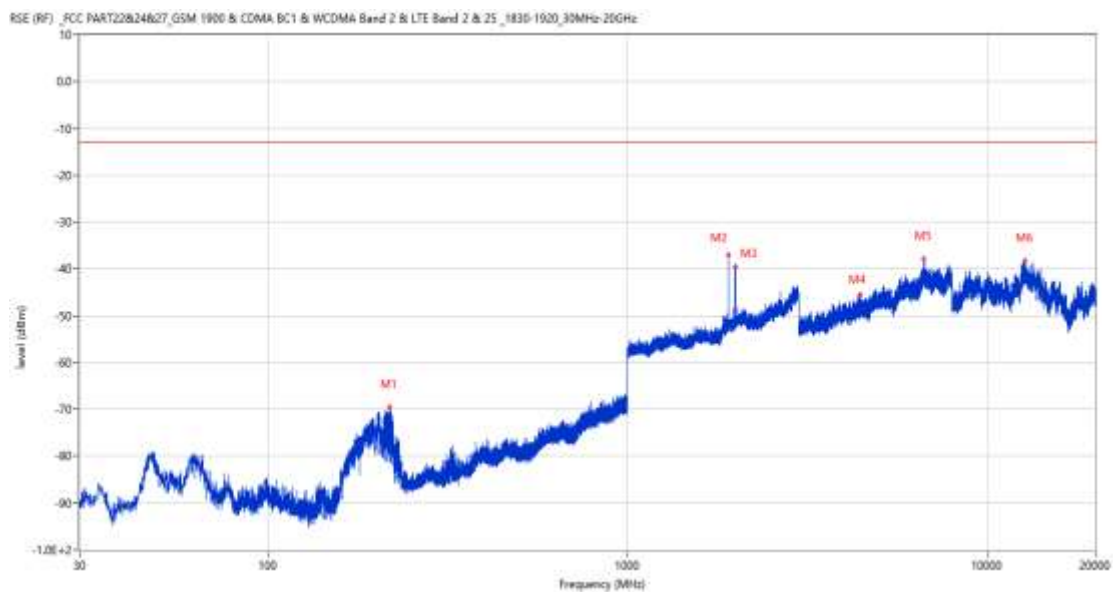
4.3 EGPRS 1900 High Channel

RSE-H&H EGPRS 1900 CH810



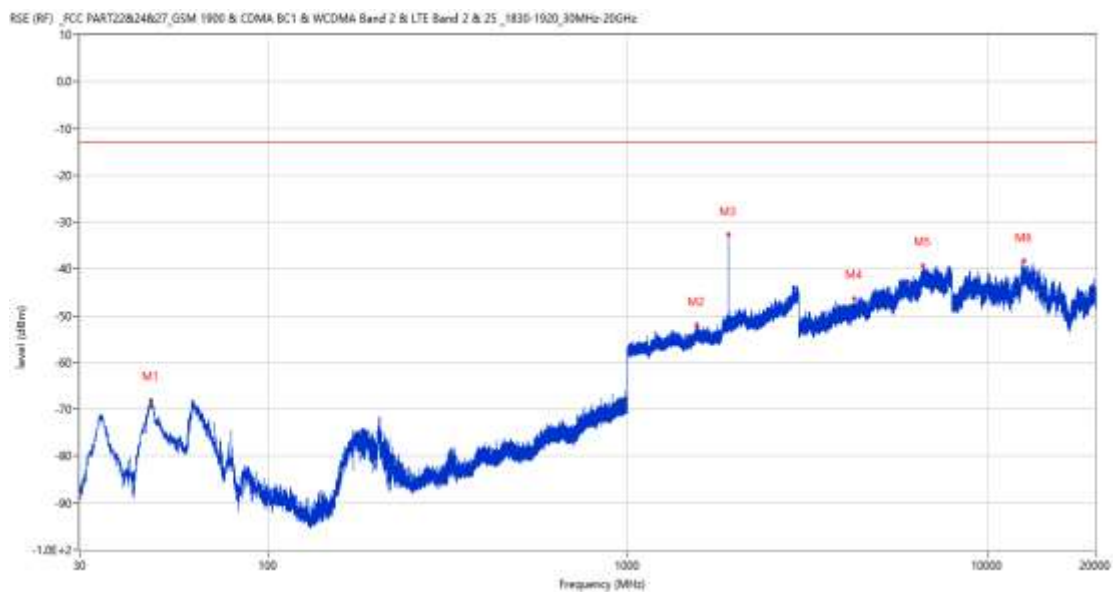
Frequency (MHz)	Result (dBm)	Factor (dB)	PK Limit (dBm)	Over Limit (dB)	Table (o)	ANT	EUT	Verdict
203.242	-67.86	-15.57	-13.0	-54.86	335.00	Horizontal	Horizontal	Pass
1910.500	-29.28	3.14	-13.0	-16.28	329.00	Horizontal	Horizontal	N/A
1990.500	-44.81	2.96	-13.0	-31.81	112.00	Horizontal	Horizontal	N/A
4056.250	-45.72	9.19	-13.0	-32.72	362.00	Horizontal	Horizontal	Pass
6692.750	-39.39	14.87	-13.0	-26.39	278.00	Horizontal	Horizontal	Pass
13368.787	-38.27	16.24	-13.0	-25.27	295.00	Horizontal	Horizontal	Pass

RSE-H&V EGPRS 1900 CH810



Frequency (MHz)	Result (dBm)	Factor (dB)	PK Limit (dBm)	Over Limit (dB)	Table (o)	ANT	EUT	Verdict
218.277	-69.54	-16.43	-13.0	-56.54	317.00	Horizontal	Vertical	Pass
1910.400	-37.10	3.14	-13.0	-24.10	230.00	Horizontal	Vertical	N/A
1990.500	-39.54	2.96	-13.0	-26.54	108.00	Horizontal	Vertical	N/A
4454.750	-45.58	10.02	-13.0	-32.58	125.00	Horizontal	Vertical	Pass
6651.750	-37.78	15.07	-13.0	-24.78	67.00	Horizontal	Vertical	Pass
12717.225	-38.35	16.35	-13.0	-25.35	208.00	Horizontal	Vertical	Pass

RSE-V&V EGPRS 1900 CH810



Frequency (MHz)	Result (dBm)	Factor (dB)	PK Limit (dBm)	Over Limit (dB)	Table (o)	ANT	EUT	Verdict
47.315	-68.07	-16.88	-13.0	-55.07	141.00	Vertical	Vertical	Pass
1560.400	-51.84	0.23	-13.0	-38.84	87.00	Vertical	Vertical	Pass
1910.500	-32.69	3.14	-13.0	-19.69	322.00	Vertical	Vertical	N/A
4281.500	-46.44	8.62	-13.0	-33.44	232.00	Vertical	Vertical	Pass
6641.500	-39.40	15.00	-13.0	-26.40	12.00	Vertical	Vertical	Pass
12695.137	-38.37	16.46	-13.0	-25.37	310.00	Vertical	Vertical	Pass

RSE-V&H EGPRS 1900 CH810

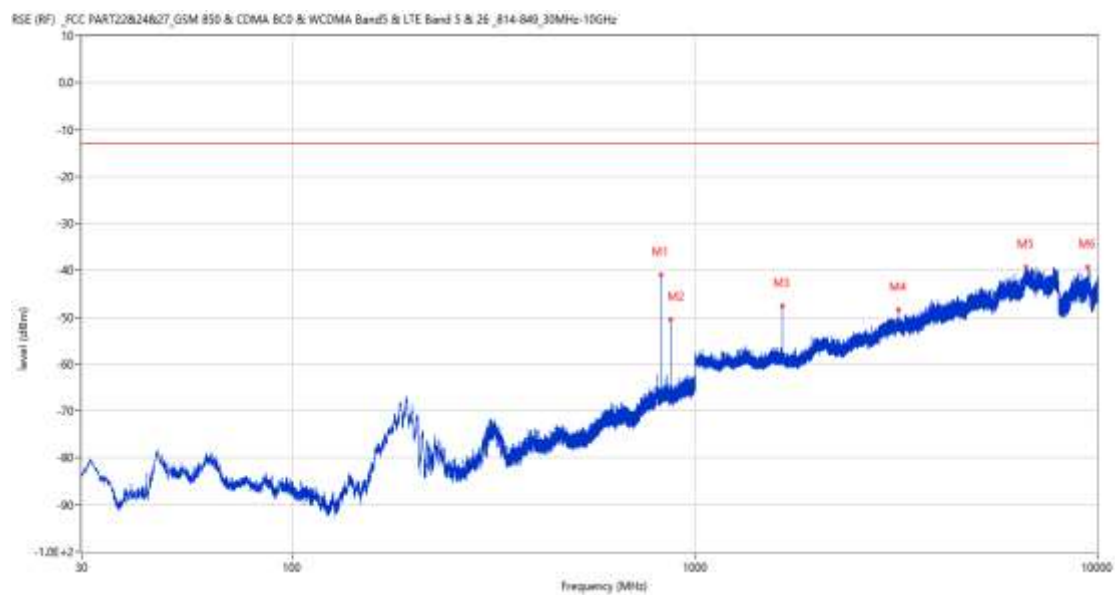


Frequency (MHz)	Result (dBm)	Factor (dB)	PK Limit (dBm)	Over Limit (dB)	Table (o)	ANT	EUT	Verdict
41.446	-61.86	-18.60	-13.0	-48.86	284.00	Vertical	Horizontal	Pass
1910.400	-38.48	3.14	-13.0	-25.48	351.00	Vertical	Horizontal	N/A
2889.700	-43.32	11.96	-13.0	-30.32	321.00	Vertical	Horizontal	Pass
4387.250	-45.19	9.07	-13.0	-32.19	0.00	Vertical	Horizontal	Pass
7826.000	-38.05	15.93	-13.0	-25.05	308.00	Vertical	Horizontal	Pass
12703.213	-37.09	16.51	-13.0	-24.09	313.00	Vertical	Horizontal	Pass

5 EVDO BC0

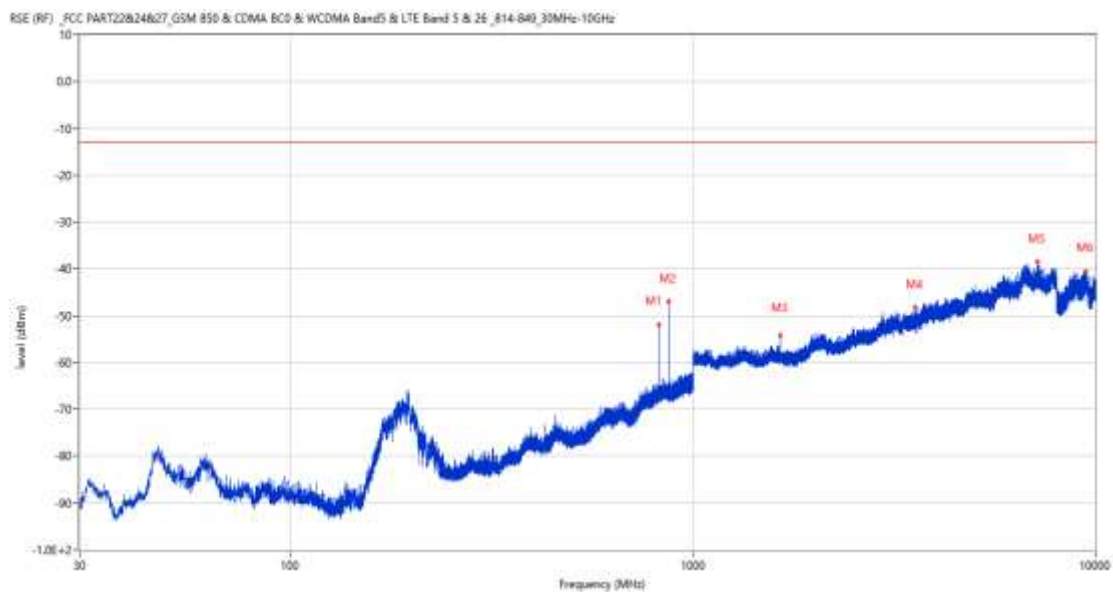
5.1 EVDO BC0 Low Channel

RSE-H&H EVDO BC0 CH1013



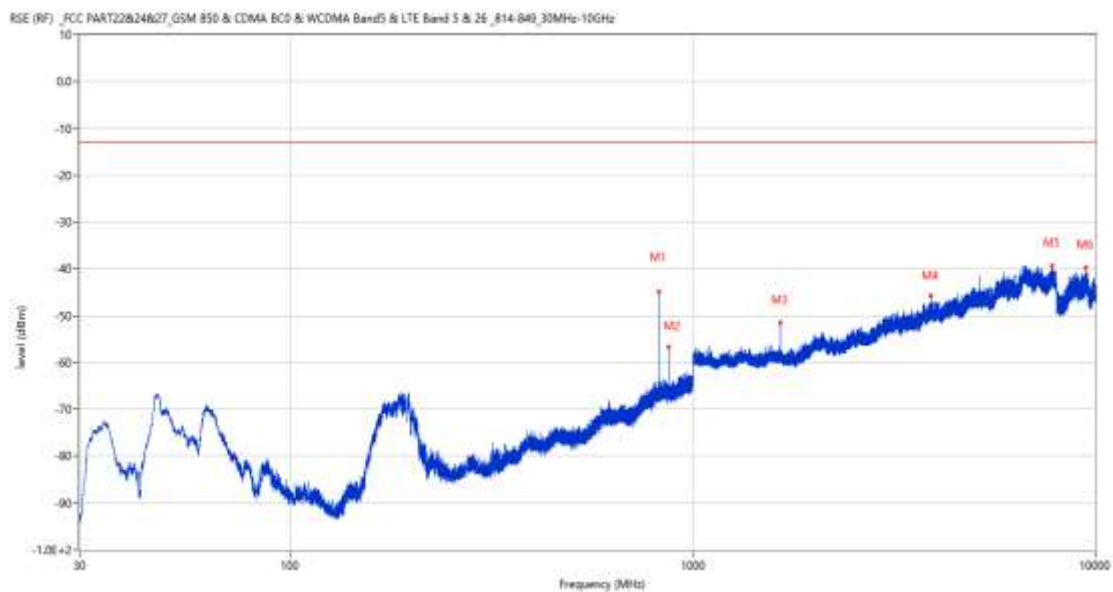
Frequency (MHz)	Result (dBm)	Factor (dB)	PK Limit (dBm)	Over Limit (dB)	Table (o)	ANT	EUT	Verdict
825.157	-41.01	4.32	-13.0	-28.01	115.00	Horizontal	Horizontal	N/A
869.778	-50.53	4.20	-13.0	-37.53	115.00	Horizontal	Horizontal	N/A
1649.500	-47.69	-4.12	-13.0	-34.69	321.00	Horizontal	Horizontal	Pass
3200.500	-48.32	6.06	-13.0	-35.32	213.00	Horizontal	Horizontal	Pass
6656.000	-39.28	15.05	-13.0	-26.28	271.00	Horizontal	Horizontal	Pass
9451.400	-39.35	14.18	-13.0	-26.35	190.00	Horizontal	Horizontal	Pass

RSE-H&V EVDO BC0 CH1013



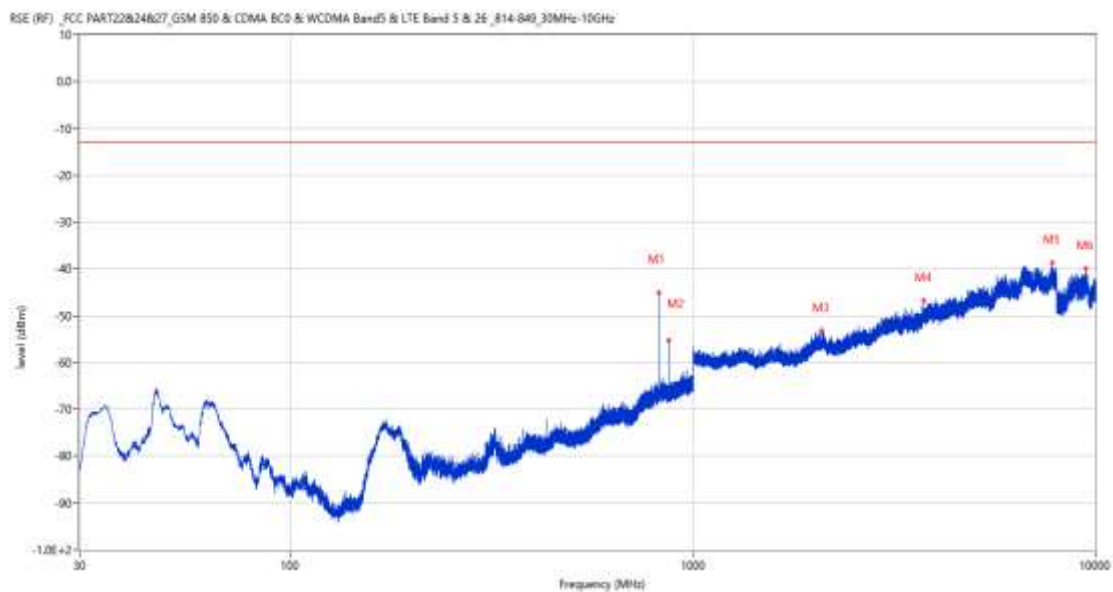
Frequency (MHz)	Result (dBm)	Factor (dB)	PK Limit (dBm)	Over Limit (dB)	Table (o)	ANT	EUT	Verdict
825.012	-51.92	4.31	-13.0	-38.92	74.00	Horizontal	Vertical	N/A
869.778	-46.98	4.20	-13.0	-33.98	114.00	Horizontal	Vertical	N/A
1650.700	-54.29	-4.06	-13.0	-41.29	207.00	Horizontal	Vertical	Pass
3556.000	-48.19	6.59	-13.0	-35.19	206.00	Horizontal	Vertical	Pass
7170.000	-38.57	14.35	-13.0	-25.57	90.00	Horizontal	Vertical	Pass
9446.400	-40.56	14.16	-13.0	-27.56	171.00	Horizontal	Vertical	Pass

RSE-V&V EVDO BC0 CH1013



Frequency (MHz)	Result (dBm)	Factor (dB)	PK Limit (dBm)	Over Limit (dB)	Table (o)	ANT	EUT	Verdict
825.109	-44.80	4.31	-13.0	-31.80	105.00	Vertical	Vertical	N/A
869.196	-56.74	4.19	-13.0	-43.74	174.00	Vertical	Vertical	N/A
1650.000	-51.59	-4.07	-13.0	-38.59	304.00	Vertical	Vertical	Pass
3906.750	-45.79	9.25	-13.0	-32.79	152.00	Vertical	Vertical	Pass
7824.750	-39.39	15.98	-13.0	-26.39	68.00	Vertical	Vertical	Pass
9444.000	-39.73	14.13	-13.0	-26.73	362.00	Vertical	Vertical	Pass

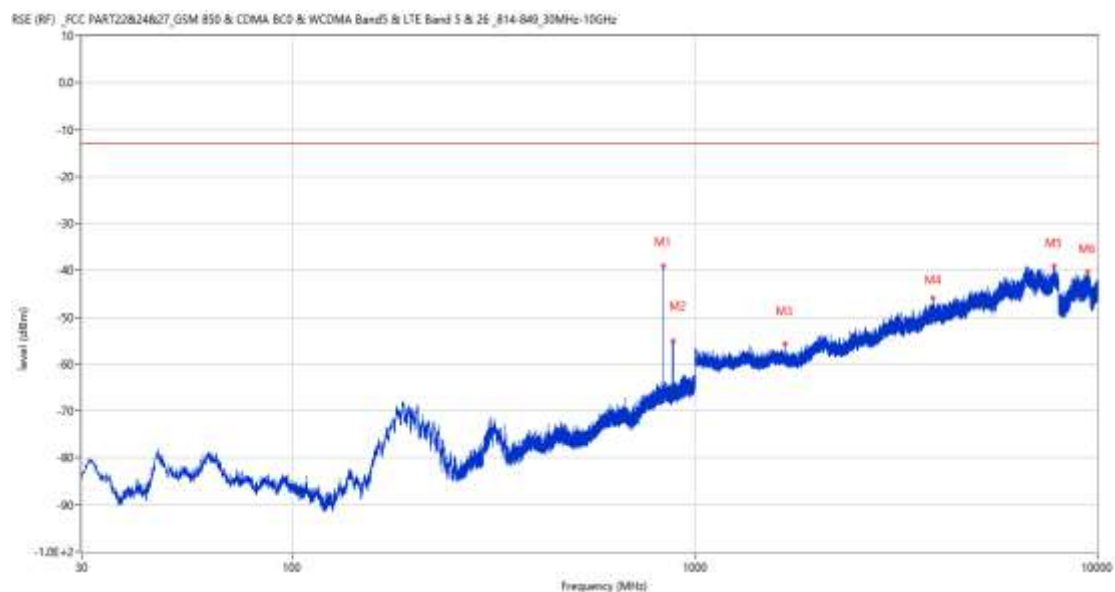
RSE-V&H EVDO BC0 CH1013



Frequency (MHz)	Result (dBm)	Factor (dB)	PK Limit (dBm)	Over Limit (dB)	Table (o)	ANT	EUT	Verdict
824.866	-45.19	4.30	-13.0	-32.19	207.00	Vertical	Horizontal	N/A
869.729	-55.29	4.20	-13.0	-42.29	190.00	Vertical	Horizontal	N/A
2094.800	-53.24	-0.48	-13.0	-40.24	138.00	Vertical	Horizontal	Pass
3756.250	-46.75	8.41	-13.0	-33.75	0.00	Vertical	Horizontal	Pass
7831.750	-38.74	15.67	-13.0	-25.74	276.00	Vertical	Horizontal	Pass
9445.200	-39.88	14.15	-13.0	-26.88	255.00	Vertical	Horizontal	Pass

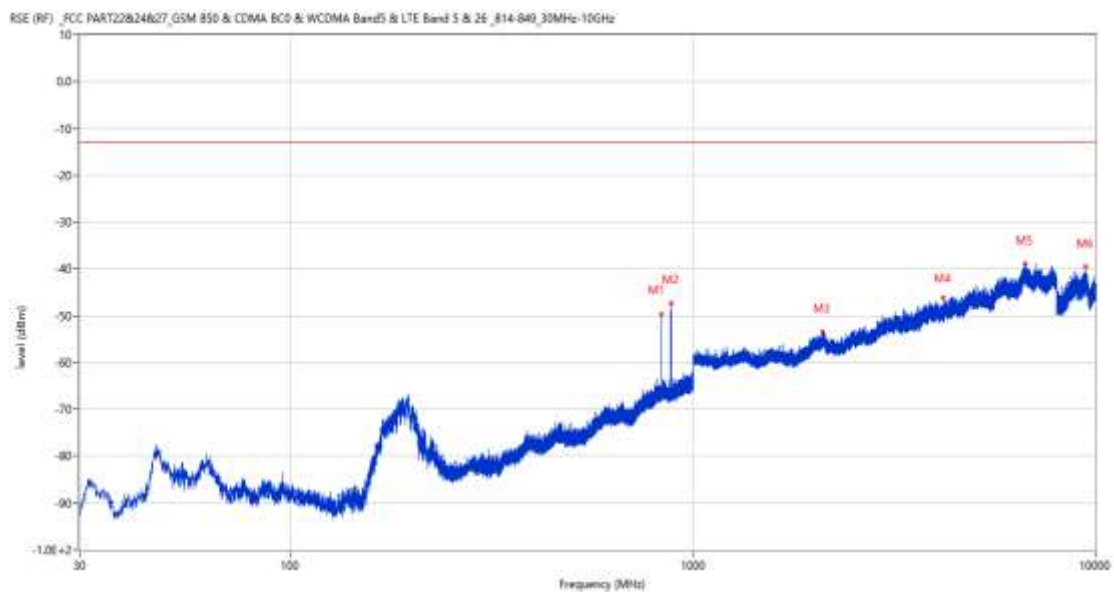
5.2 EVDO BC0 Middle Channel

RSE-H&H EVDO BC0 CH384



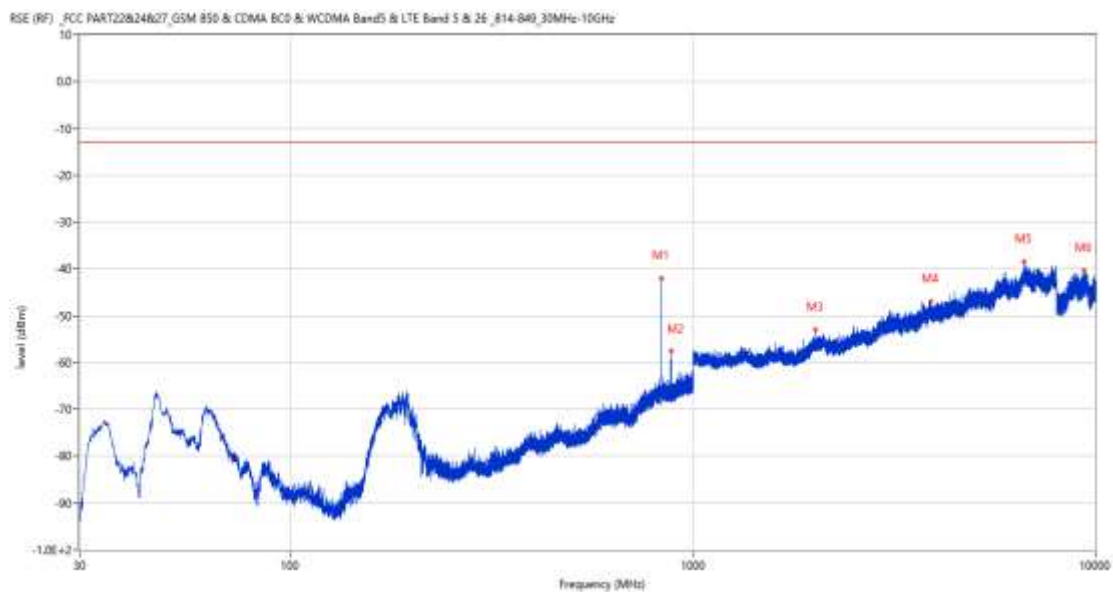
Frequency (MHz)	Result (dBm)	Factor (dB)	PK Limit (dBm)	Over Limit (dB)	Table (o)	ANT	EUT	Verdict
836.361	-39.18	4.77	-13.0	-26.18	124.00	Horizontal	Horizontal	N/A
881.417	-54.99	4.17	-13.0	-41.99	112.00	Horizontal	Horizontal	N/A
1673.700	-55.77	-4.48	-13.0	-42.77	332.00	Horizontal	Horizontal	Pass
3892.000	-45.95	9.05	-13.0	-32.95	212.00	Horizontal	Horizontal	Pass
7815.250	-39.00	16.33	-13.0	-26.00	360.00	Horizontal	Horizontal	Pass
9442.400	-40.37	14.10	-13.0	-27.37	210.00	Horizontal	Horizontal	Pass

RSE-H&V EVDO BC0 CH384



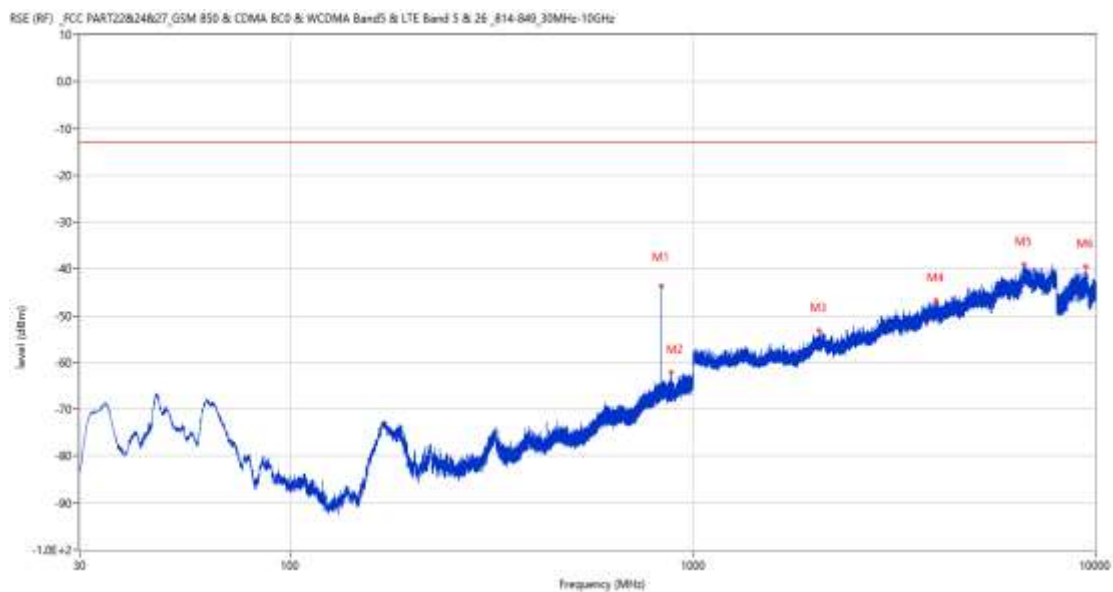
Frequency (MHz)	Result (dBm)	Factor (dB)	PK Limit (dBm)	Over Limit (dB)	Table (o)	ANT	EUT	Verdict
836.506	-49.69	7.13	-13.0	-36.69	137.00	Horizontal	Vertical	N/A
881.999	-38.14	6.77	-13.0	-25.14	248.00	Horizontal	Vertical	N/A
2131.300	-51.81	-0.31	-13.0	-38.81	68.00	Horizontal	Vertical	Pass
4514.000	-43.27	11.46	-13.0	-30.27	216.00	Horizontal	Vertical	Pass
7791.750	-36.63	18.25	-13.0	-23.63	268.00	Horizontal	Vertical	Pass
9314.201	-36.07	19.61	-13.0	-23.07	195.00	Horizontal	Vertical	Pass

RSE-V&V EVDO BC0 CH384



Frequency (MHz)	Result (dBm)	Factor (dB)	PK Limit (dBm)	Over Limit (dB)	Table (o)	ANT	EUT	Verdict
836.555	-42.07	4.77	-13.0	-29.07	121.00	Vertical	Vertical	N/A
881.854	-57.46	4.17	-13.0	-44.46	172.00	Vertical	Vertical	N/A
2014.000	-53.08	-1.36	-13.0	-40.08	154.00	Vertical	Vertical	Pass
3903.750	-47.05	9.19	-13.0	-34.05	330.00	Vertical	Vertical	Pass
6640.250	-38.53	15.06	-13.0	-25.53	190.00	Vertical	Vertical	Pass
9352.700	-40.31	14.73	-13.0	-27.31	240.00	Vertical	Vertical	Pass

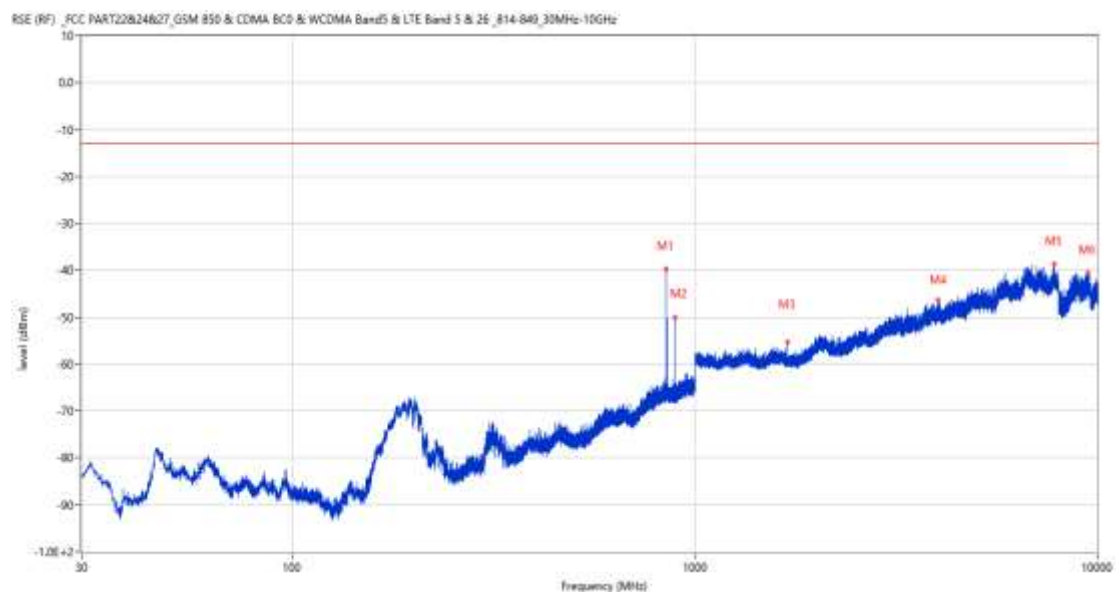
RSE-V&HEVDO BC0 CH384



Frequency (MHz)	Result (dBm)	Factor (dB)	PK Limit (dBm)	Over Limit (dB)	Table (o)	ANT	EUT	Verdict
836.991	-43.73	4.79	-13.0	-30.73	202.00	Vertical	Horizontal	N/A
881.708	-62.15	4.17	-13.0	-49.15	82.00	Vertical	Horizontal	N/A
2060.700	-53.10	-1.27	-13.0	-40.10	231.00	Vertical	Horizontal	Pass
4014.250	-46.81	9.12	-13.0	-33.81	45.00	Vertical	Horizontal	Pass
6653.500	-39.17	15.02	-13.0	-26.17	108.00	Vertical	Horizontal	Pass
9447.800	-39.53	14.19	-13.0	-26.53	34.00	Vertical	Horizontal	Pass

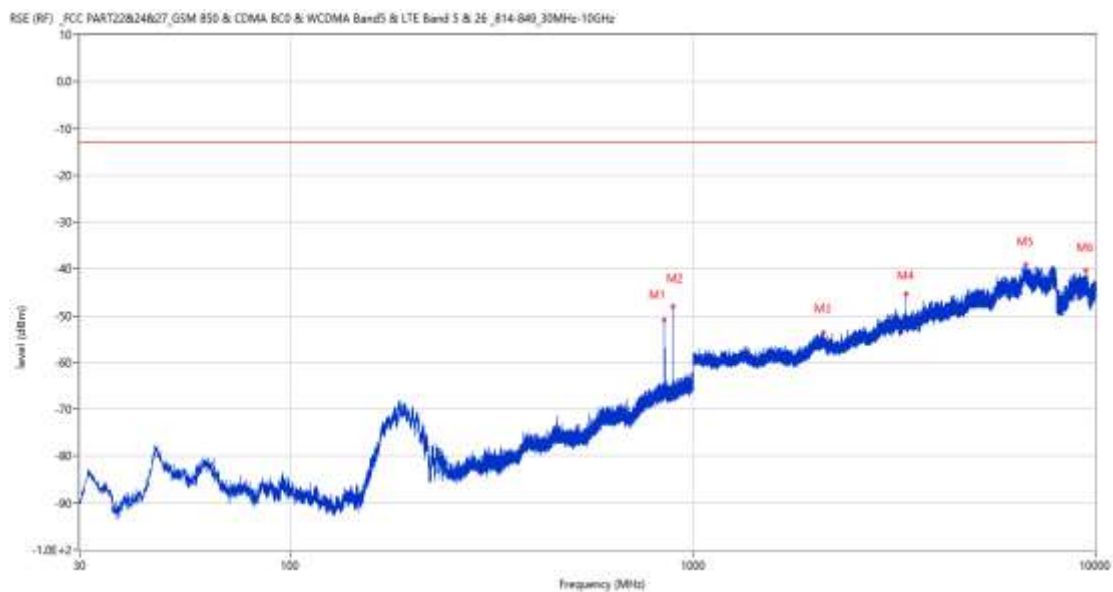
5.3 EVDO BC0 High Channel

RSE-H&H EVDO BC0 CH777



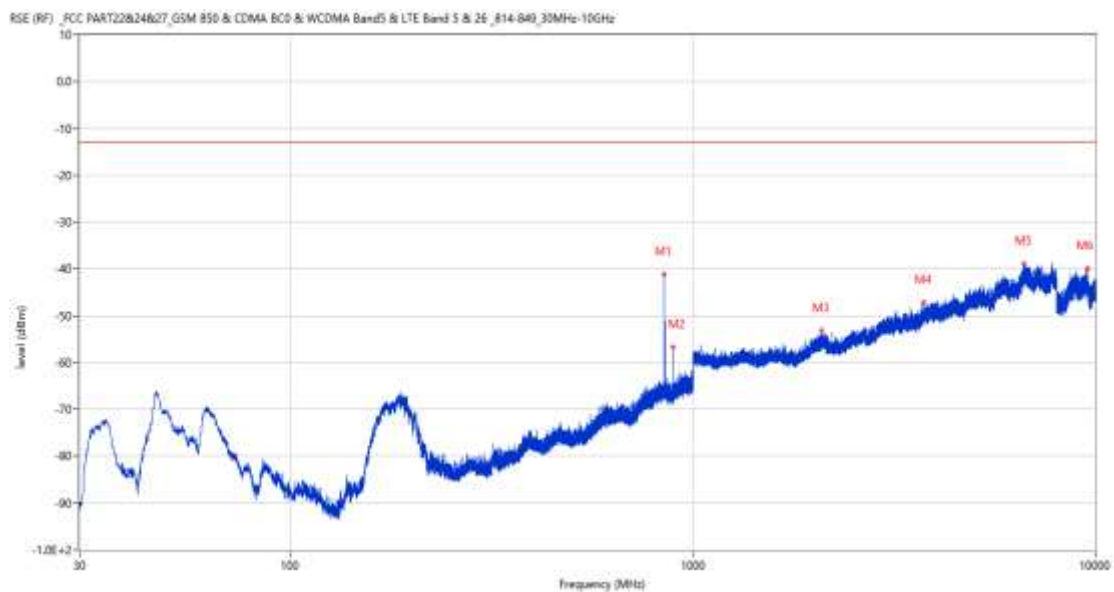
Frequency (MHz)	Result (dBm)	Factor (dB)	PK Limit (dBm)	Over Limit (dB)	Table (o)	ANT	EUT	Verdict
847.904	-39.64	4.88	-13.0	-26.64	166.00	Horizontal	Horizontal	N/A
893.785	-49.97	4.56	-13.0	-36.97	109.00	Horizontal	Horizontal	N/A
1697.000	-55.25	-4.49	-13.0	-42.25	333.00	Horizontal	Horizontal	Pass
4019.750	-46.26	9.02	-13.0	-33.26	105.00	Horizontal	Horizontal	Pass
7803.000	-38.75	16.00	-13.0	-25.75	10.00	Horizontal	Horizontal	Pass
9448.500	-40.50	14.20	-13.0	-27.50	171.00	Horizontal	Horizontal	Pass

RSE-H&V EVDO BC0 CH777



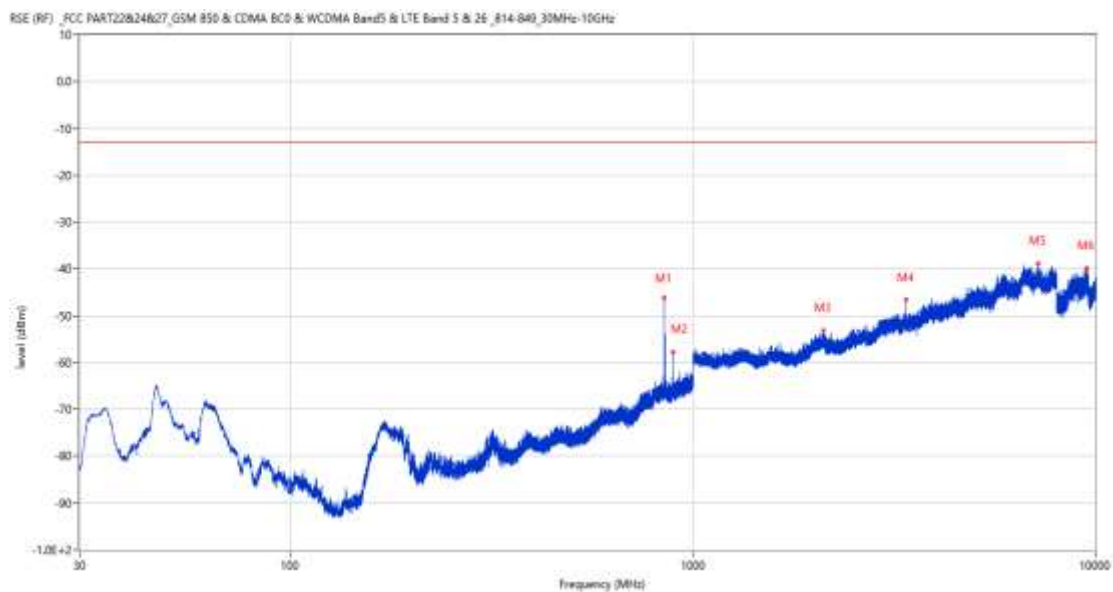
Frequency (MHz)	Result (dBm)	Factor (dB)	PK Limit (dBm)	Over Limit (dB)	Table (o)	ANT	EUT	Verdict
847.856	-50.95	4.88	-13.0	-37.95	360.00	Horizontal	Vertical	N/A
893.640	-48.08	4.57	-13.0	-35.08	103.00	Horizontal	Vertical	N/A
2106.900	-53.59	-0.22	-13.0	-40.59	19.00	Horizontal	Vertical	Pass
3392.250	-45.40	6.46	-13.0	-32.40	222.00	Horizontal	Vertical	Pass
6705.250	-39.19	15.49	-13.0	-26.19	28.00	Horizontal	Vertical	Pass
9443.500	-40.41	14.12	-13.0	-27.41	193.00	Horizontal	Vertical	Pass

RSE-V&V EVDO BC0 CH777



Frequency (MHz)	Result (dBm)	Factor (dB)	PK Limit (dBm)	Over Limit (dB)	Table (o)	ANT	EUT	Verdict
847.856	-41.13	4.88	-13.0	-28.13	135.00	Vertical	Vertical	N/A
893.300	-56.65	4.58	-13.0	-43.65	163.00	Vertical	Vertical	N/A
2093.000	-53.15	-0.62	-13.0	-40.15	7.00	Vertical	Vertical	Pass
3750.500	-47.13	7.96	-13.0	-34.13	262.00	Vertical	Vertical	Pass
6649.750	-38.92	15.14	-13.0	-25.92	273.00	Vertical	Vertical	Pass
9548.500	-40.01	14.01	-13.0	-27.01	343.00	Vertical	Vertical	Pass

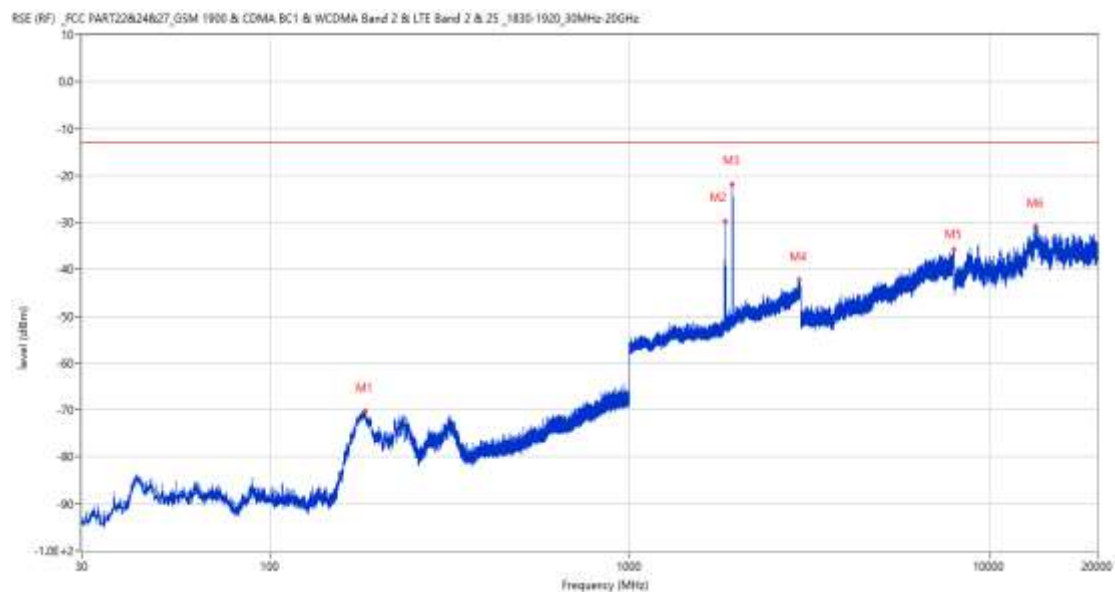
RSE-V&H EVDO BC0 CH777



Frequency (MHz)	Result (dBm)	Factor (dB)	PK Limit (dBm)	Over Limit (dB)	Table (o)	ANT	EUT	Verdict
848.922	-46.09	4.87	-13.0	-33.09	312.00	Vertical	Horizontal	N/A
893.397	-57.75	4.58	-13.0	-44.75	77.00	Vertical	Horizontal	N/A
2109.900	-53.27	-0.41	-13.0	-40.27	213.00	Vertical	Horizontal	Pass
3395.250	-46.45	6.40	-13.0	-33.45	252.00	Vertical	Horizontal	Pass
7200.250	-38.87	14.85	-13.0	-25.87	164.00	Vertical	Horizontal	Pass
9498.599	-39.92	12.70	-13.0	-26.92	102.00	Vertical	Horizontal	Pass

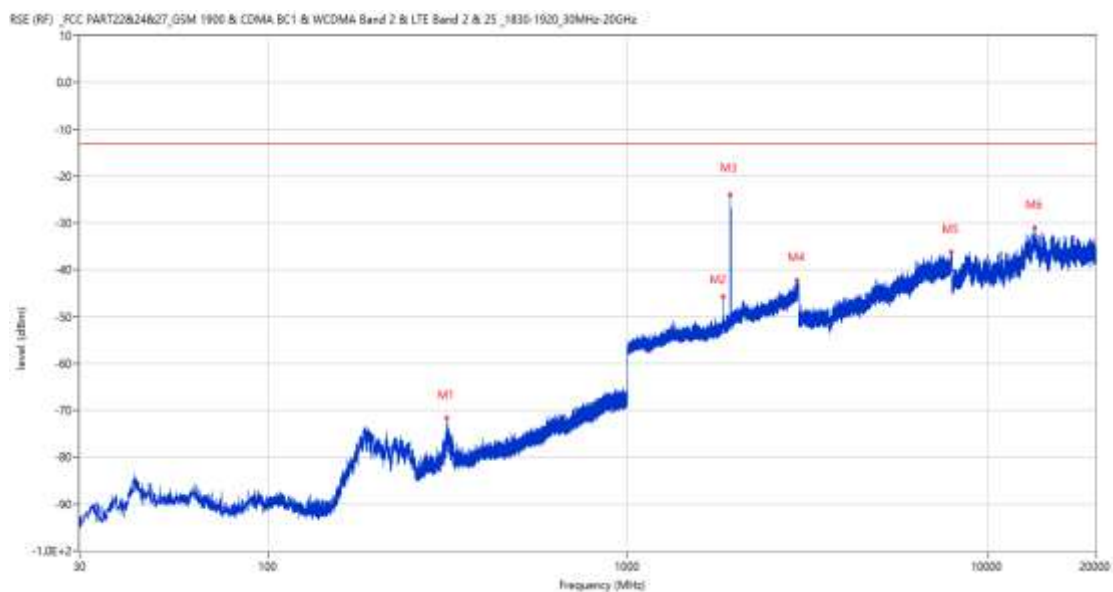
WCDMA
6 WCDMA Band 2
6.1 WCDMA Band 2 Low Channel

RSE-H&H WCDMA Band 2 CH9262



Frequency (MHz)	Result (dBm)	Factor (dB)	PK Limit (dBm)	Over Limit (dB)	Table (o)	ANT	EUT	Verdict
183.988	-70.20	-17.13	-13.0	-57.20	229.00	Horizontal	Horizontal	Pass
1843.300	-29.87	2.44	-13.0	-16.87	98.00	Horizontal	Horizontal	N/A
1932.100	-21.94	3.03	-13.0	-8.94	248.00	Horizontal	Horizontal	N/A
2961.700	-42.28	11.26	-13.0	-29.28	248.00	Horizontal	Horizontal	Pass
7997.750	-35.83	18.89	-13.0	-22.83	0.00	Horizontal	Horizontal	Pass
13469.200	-30.90	24.29	-13.0	-17.90	90.00	Horizontal	Horizontal	Pass

RSE-H&V WCDMA Band 2 CH9262



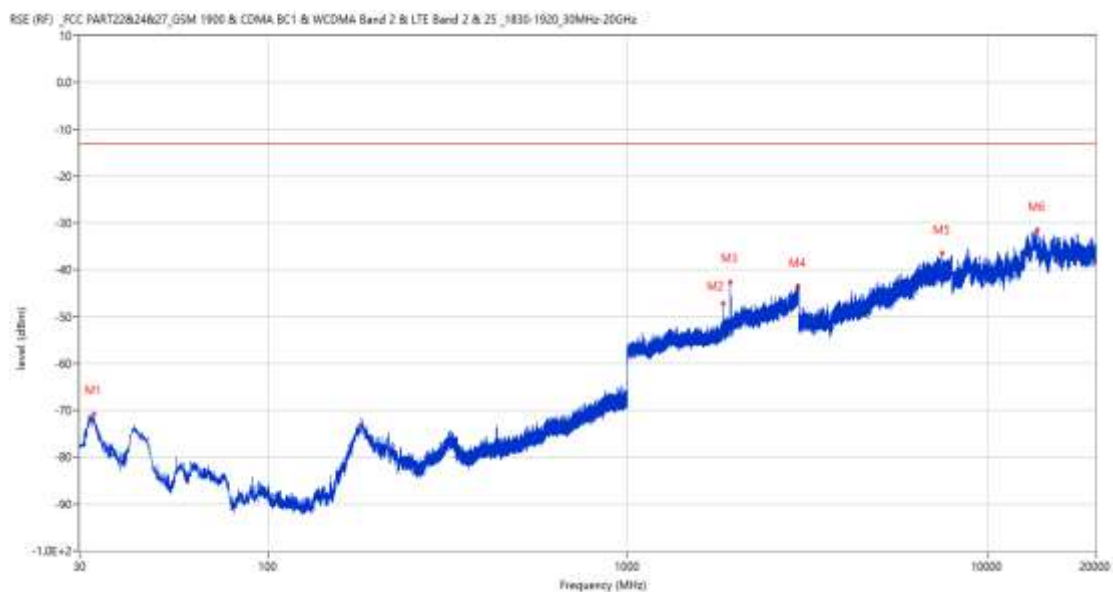
Frequency (MHz)	Result (dBm)	Factor (dB)	PK Limit (dBm)	Over Limit (dB)	Table (o)	ANT	EUT	Verdict
315.277	-71.66	-11.41	-13.0	-58.66	251.00	Horizontal	Vertical	Pass
1841.700	-45.74	2.41	-13.0	-32.74	141.00	Horizontal	Vertical	N/A
1934.200	-24.00	3.06	-13.0	-11.00	141.00	Horizontal	Vertical	N/A
2953.100	-42.18	10.97	-13.0	-29.18	248.00	Horizontal	Vertical	Pass
7923.250	-36.09	18.30	-13.0	-23.09	261.00	Horizontal	Vertical	Pass
13581.938	-31.03	25.00	-13.0	-18.03	361.00	Horizontal	Vertical	Pass

RSE-V&V WCDMA Band 2 CH9262



Frequency (MHz)	Result (dBm)	Factor (dB)	PK Limit (dBm)	Over Limit (dB)	Table (o)	ANT	EUT	Verdict
317.750	-70.65	-11.37	-13.0	-57.65	154.00	Vertical	Vertical	Pass
1841.700	-30.96	2.41	-13.0	-17.96	147.00	Vertical	Vertical	N/A
1931.900	-37.04	3.06	-13.0	-24.04	32.00	Vertical	Vertical	N/A
2970.100	-42.49	11.87	-13.0	-29.49	204.00	Vertical	Vertical	Pass
7980.000	-36.27	18.11	-13.0	-23.27	172.00	Vertical	Vertical	Pass
13525.026	-31.44	24.58	-13.0	-18.44	13.00	Vertical	Vertical	Pass

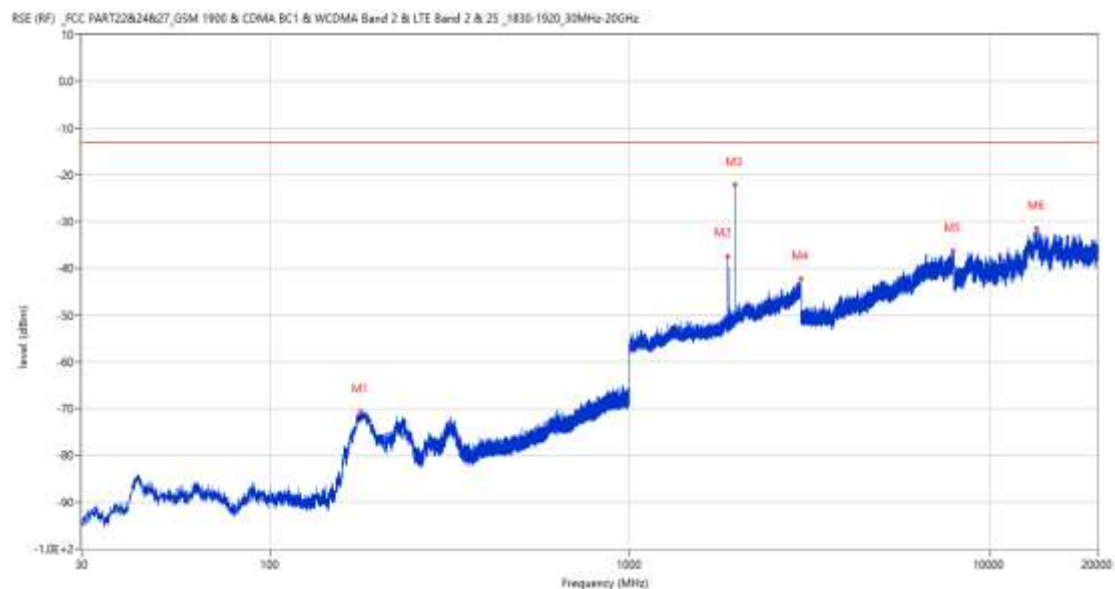
RSE-V&H WCDMA Band 2 CH9262



Frequency (MHz)	Result (dBm)	Factor (dB)	PK Limit (dBm)	Over Limit (dB)	Table (o)	ANT	EUT	Verdict
32.910	-70.86	-23.52	-13.0	-57.86	306.00	Vertical	Horizontal	Pass
1841.600	-47.14	2.41	-13.0	-34.14	334.00	Vertical	Horizontal	N/A
1934.200	-42.70	3.06	-13.0	-29.70	301.00	Vertical	Horizontal	N/A
2972.400	-43.43	11.92	-13.0	-30.43	350.00	Vertical	Horizontal	Pass
7512.000	-36.44	16.37	-13.0	-23.44	310.00	Vertical	Horizontal	Pass
13811.401	-31.41	24.28	-13.0	-18.41	230.00	Vertical	Horizontal	Pass

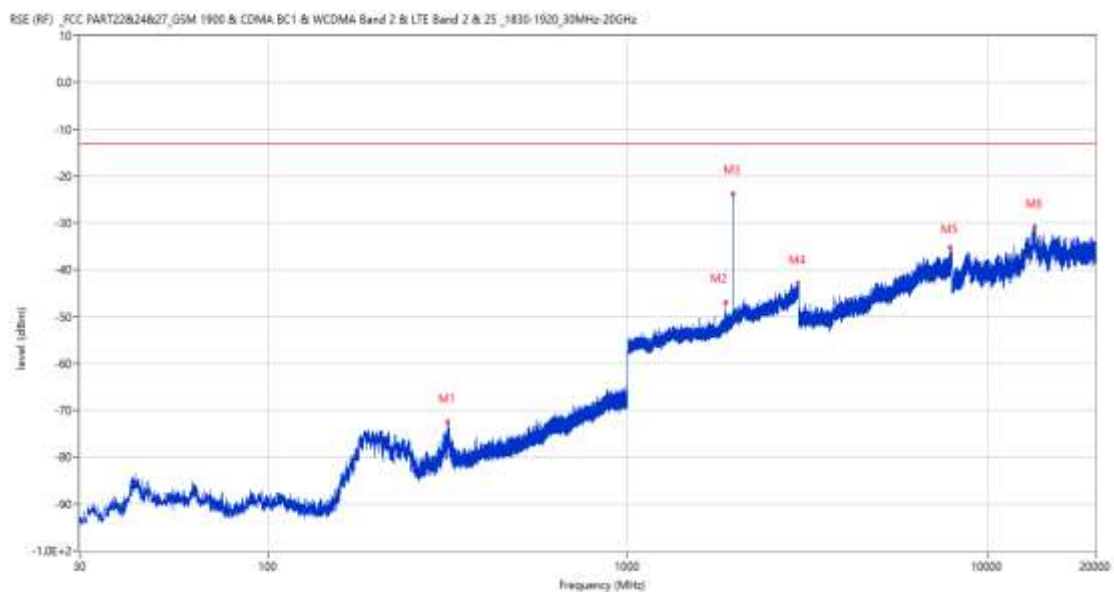
6.2 WCDMA Band 2 Middle Channel

RSE-H&H WCDMA Band 2 CH9400



Frequency (MHz)	Result (dBm)	Factor (dB)	PK Limit (dBm)	Over Limit (dB)	Table (o)	ANT	EUT	Verdict
178.652	-70.51	-17.32	-13.0	-57.51	220.00	Horizontal	Horizontal	Pass
1880.300	-37.53	2.76	-13.0	-24.53	107.00	Horizontal	Horizontal	N/A
1960.600	-22.20	3.40	-13.0	-9.20	253.00	Horizontal	Horizontal	N/A
2988.200	-42.20	10.91	-13.0	-29.20	197.00	Horizontal	Horizontal	Pass
7941.000	-36.21	18.97	-13.0	-23.21	-1.00	Horizontal	Horizontal	Pass
13555.838	-31.47	25.18	-13.0	-18.47	310.00	Horizontal	Horizontal	Pass

RSE-H&V WCDMA Band 2 CH9400



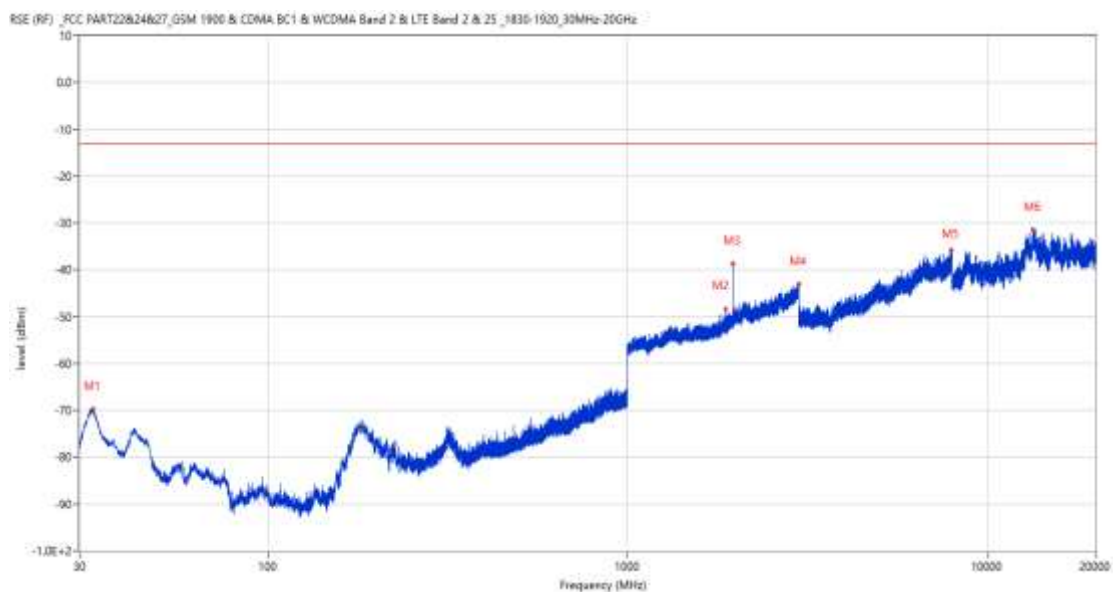
Frequency (MHz)	Result (dBm)	Factor (dB)	PK Limit (dBm)	Over Limit (dB)	Table (o)	ANT	EUT	Verdict
316.878	-72.50	-11.42	-13.0	-59.50	249.00	Horizontal	Vertical	Pass
1880.500	-46.88	2.76	-13.0	-33.88	132.00	Horizontal	Vertical	N/A
1961.100	-23.67	3.38	-13.0	-10.67	246.00	Horizontal	Vertical	N/A
2978.700	-42.86	11.24	-13.0	-29.86	188.00	Horizontal	Vertical	Pass
7915.250	-35.26	18.21	-13.0	-22.26	329.00	Horizontal	Vertical	Pass
13564.537	-30.84	25.12	-13.0	-17.84	-1.00	Horizontal	Vertical	Pass

RSE-V&V WCDMA Band 2 CH9400



Frequency (MHz)	Result (dBm)	Factor (dB)	PK Limit (dBm)	Over Limit (dB)	Table (o)	ANT	EUT	Verdict
317.217	-69.80	-11.38	-13.0	-56.80	164.00	Vertical	Vertical	Pass
1879.900	-36.62	2.76	-13.0	-23.62	147.00	Vertical	Vertical	N/A
1960.100	-40.20	3.42	-13.0	-27.20	163.00	Vertical	Vertical	N/A
2964.500	-42.57	11.49	-13.0	-29.57	317.00	Vertical	Vertical	Pass
7999.000	-35.34	18.94	-13.0	-22.34	273.00	Vertical	Vertical	Pass
13565.625	-31.44	25.11	-13.0	-18.44	70.00	Vertical	Vertical	Pass

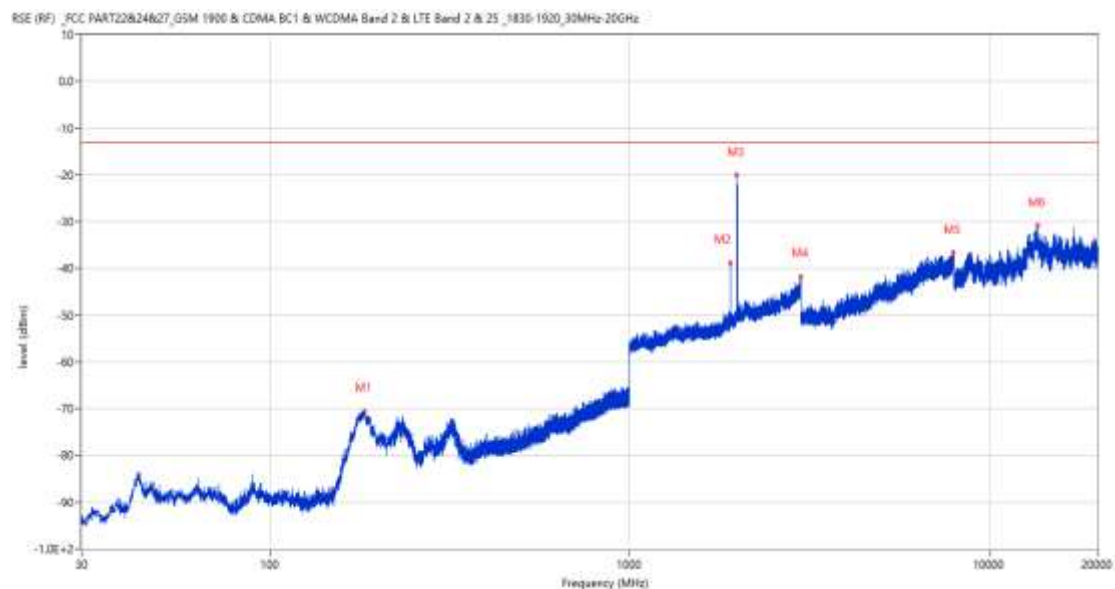
RSE-V&H WCDMA Band 2 CH9400



Frequency (MHz)	Result (dBm)	Factor (dB)	PK Limit (dBm)	Over Limit (dB)	Table (o)	ANT	EUT	Verdict
32.571	-69.83	-23.28	-13.0	-56.83	200.00	Vertical	Horizontal	Pass
1880.600	-48.51	2.76	-13.0	-35.51	167.00	Vertical	Horizontal	N/A
1961.200	-38.72	3.37	-13.0	-25.72	126.00	Vertical	Horizontal	N/A
2988.300	-43.10	10.92	-13.0	-30.10	60.00	Vertical	Horizontal	Pass
7955.500	-35.71	18.42	-13.0	-22.71	167.00	Vertical	Horizontal	Pass
13408.663	-31.49	24.79	-13.0	-18.49	-2.00	Vertical	Horizontal	Pass

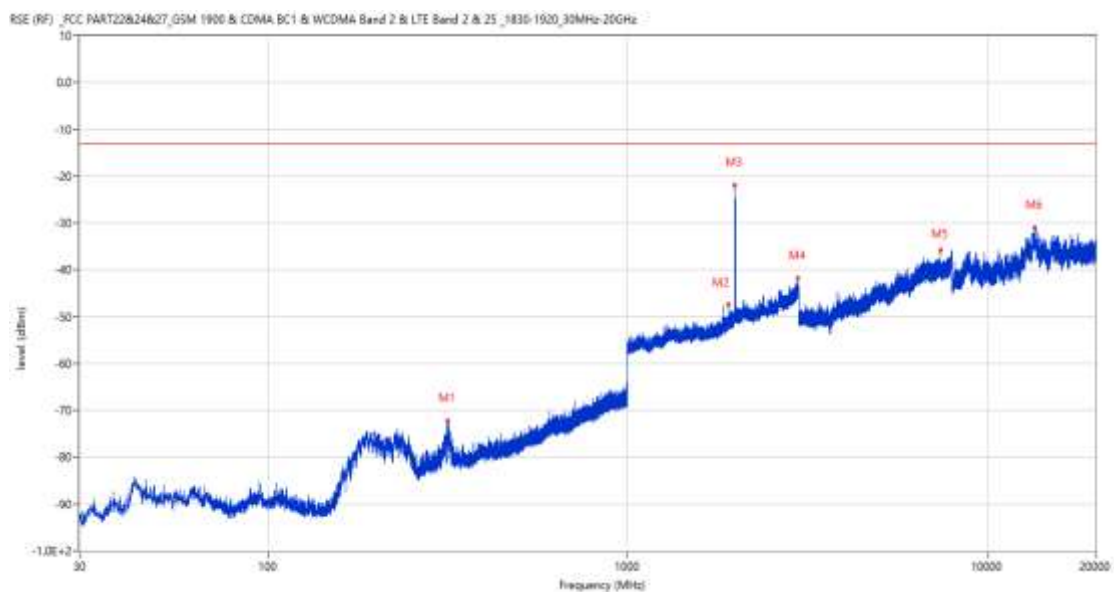
6.3 WCDMA Band 2 High Channel

RSE-H&H WCDMA Band 2 CH9538



Frequency (MHz)	Result (dBm)	Factor (dB)	PK Limit (dBm)	Over Limit (dB)	Table (o)	ANT	EUT	Verdict
183.260	-70.49	-17.19	-13.0	-57.49	218.00	Horizontal	Horizontal	Pass
1909.600	-38.97	3.09	-13.0	-25.97	148.00	Horizontal	Horizontal	N/A
1988.800	-20.13	4.53	-13.0	-7.13	254.00	Horizontal	Horizontal	N/A
2997.600	-41.83	10.57	-13.0	-28.83	254.00	Horizontal	Horizontal	Pass
7936.000	-36.68	18.89	-13.0	-23.68	324.00	Horizontal	Horizontal	Pass
13630.875	-30.82	24.85	-13.0	-17.82	61.00	Horizontal	Horizontal	Pass

RSE-H&V WCDMA Band 2 CH9538



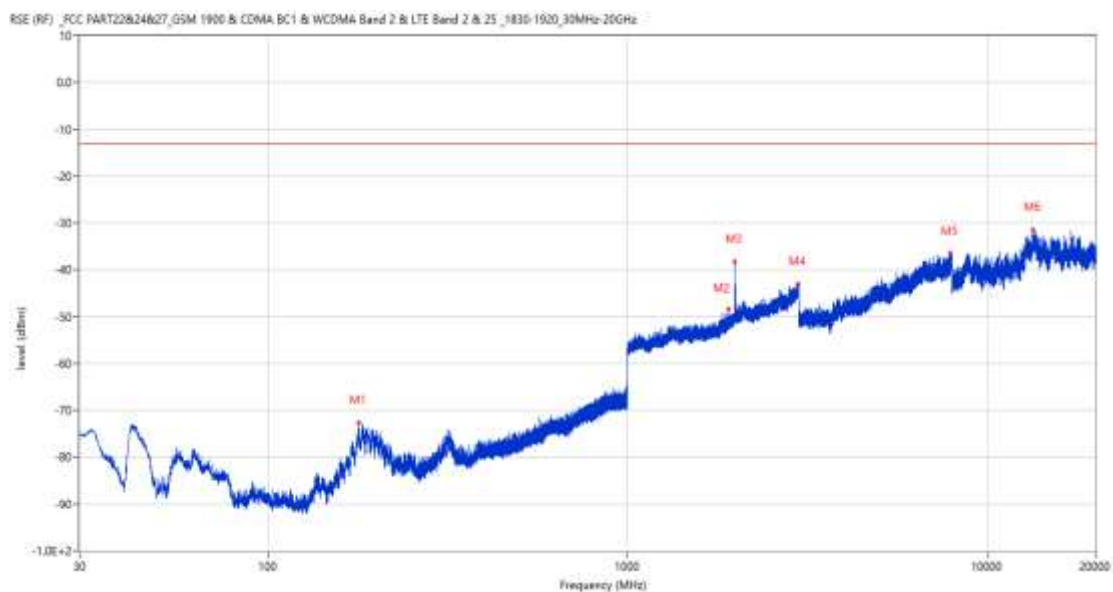
Frequency (MHz)	Result (dBm)	Factor (dB)	PK Limit (dBm)	Over Limit (dB)	Table (o)	ANT	EUT	Verdict
316.780	-72.31	-11.43	-13.0	-59.31	235.00	Horizontal	Vertical	Pass
1910.100	-47.47	3.10	-13.0	-34.47	187.00	Horizontal	Vertical	N/A
1989.800	-21.86	4.60	-13.0	-8.86	146.00	Horizontal	Vertical	N/A
2977.600	-41.69	11.41	-13.0	-28.69	301.00	Horizontal	Vertical	Pass
7400.500	-35.88	17.83	-13.0	-22.88	42.00	Horizontal	Vertical	Pass
13568.888	-30.96	25.09	-13.0	-17.96	249.00	Horizontal	Vertical	Pass

RSE-V&V WCDMA Band 2 CH9538



Frequency (MHz)	Result (dBm)	Factor (dB)	PK Limit (dBm)	Over Limit (dB)	Table (o)	ANT	EUT	Verdict
187.043	-70.13	-17.07	-13.0	-57.13	80.00	Vertical	Vertical	Pass
1909.900	-36.36	3.09	-13.0	-23.36	91.00	Vertical	Vertical	N/A
1988.200	-37.51	4.49	-13.0	-24.51	229.00	Vertical	Vertical	N/A
2999.300	-42.84	10.62	-13.0	-29.84	238.00	Vertical	Vertical	Pass
7984.250	-35.85	18.25	-13.0	-22.85	151.00	Vertical	Vertical	Pass
13600.062	-30.97	24.87	-13.0	-17.97	71.00	Vertical	Vertical	Pass

RSE-V&H WCDMA Band 2 CH9538

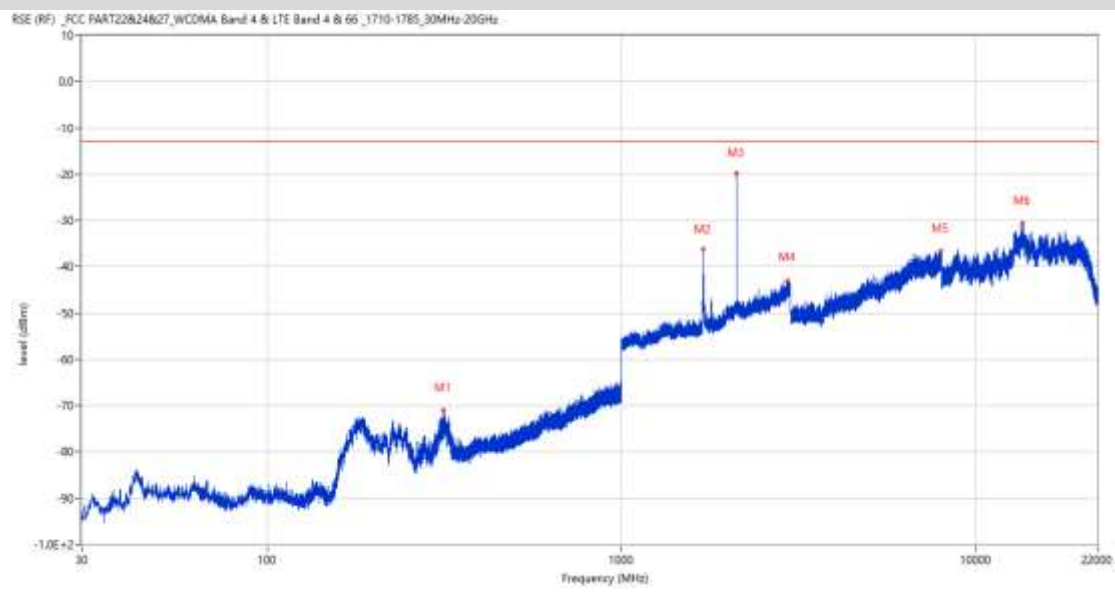


Frequency (MHz)	Result (dBm)	Factor (dB)	PK Limit (dBm)	Over Limit (dB)	Table (o)	ANT	EUT	Verdict
179.234	-72.73	-17.22	-13.0	-59.73	111.00	Vertical	Horizontal	Pass
1910.100	-48.43	3.10	-13.0	-35.43	67.00	Vertical	Horizontal	N/A
1988.400	-38.27	4.50	-13.0	-25.27	197.00	Vertical	Horizontal	N/A
2977.200	-43.09	11.45	-13.0	-30.09	310.00	Vertical	Horizontal	Pass
7884.500	-36.40	17.87	-13.0	-23.40	334.00	Vertical	Horizontal	Pass
13403.588	-31.51	24.83	-13.0	-18.51	13.00	Vertical	Horizontal	Pass

7 WCDMA Band 4

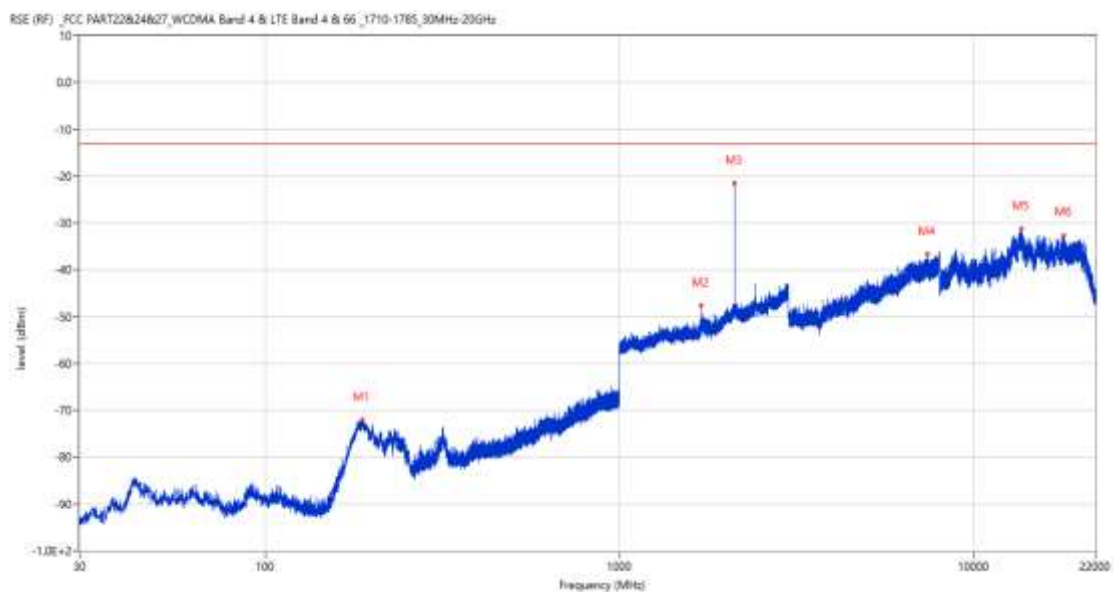
7.1 WCDMA Band 4 Low Channel

RSE-H&H WCDMA Band 4 CH1312



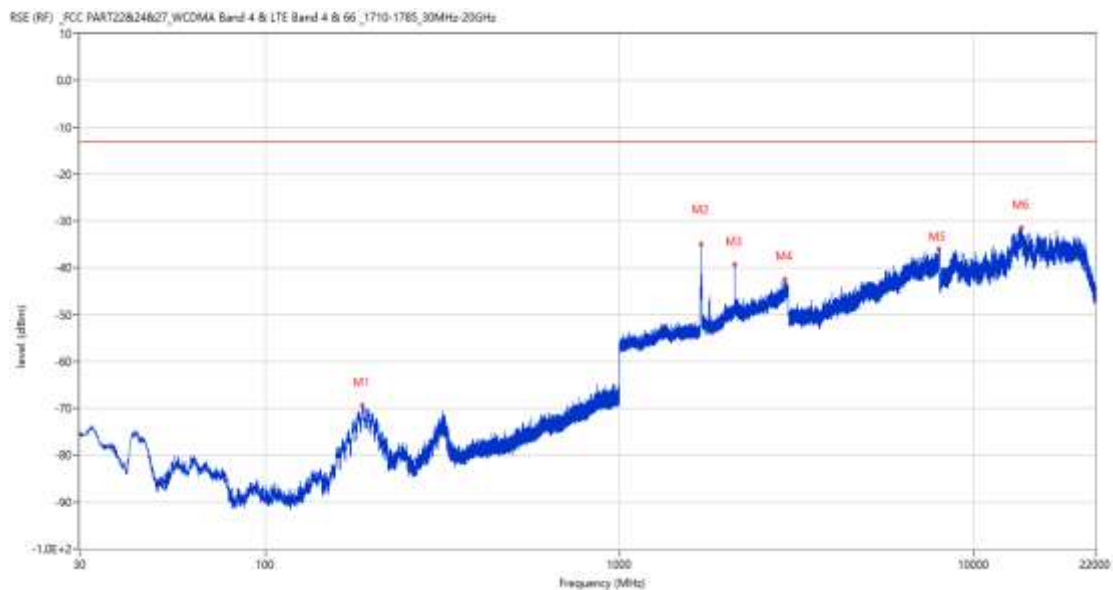
Frequency (MHz)	Result (dBm)	Factor (dB)	PK Limit (dBm)	Over Limit (dB)	Table (o)	ANT	EUT	Verdict
315.034	-71.10	-11.45	-13.0	-58.10	241.00	Horizontal	Horizontal	Pass
1701.400	-36.17	2.77	-13.0	-23.17	98.00	Horizontal	Horizontal	N/A
2114.200	-19.76	5.65	-13.0	-6.76	242.00	Horizontal	Horizontal	N/A
2941.100	-42.95	11.21	-13.0	-29.95	356.00	Horizontal	Horizontal	Pass
7938.250	-36.54	18.93	-13.0	-23.54	210.00	Horizontal	Horizontal	Pass
13564.925	-30.53	25.12	-13.0	-17.53	288.00	Horizontal	Horizontal	Pass

RSE-H&V WCDMA Band 4 CH1312



Frequency (MHz)	Result (dBm)	Factor (dB)	PK Limit (dBm)	Over Limit (dB)	Table (o)	ANT	EUT	Verdict
188.401	-71.98	-16.92	-13.0	-58.98	190.00	Horizontal	Vertical	Pass
1701.900	-47.54	2.76	-13.0	-34.54	214.00	Horizontal	Vertical	N/A
2112.300	-21.54	5.73	-13.0	-8.54	247.00	Horizontal	Vertical	N/A
7399.250	-36.63	17.82	-13.0	-23.63	67.00	Horizontal	Vertical	Pass
13573.713	-31.15	25.05	-13.0	-18.15	250.00	Horizontal	Vertical	Pass
17939.249	-32.66	22.00	-13.0	-19.66	12.00	Horizontal	Vertical	Pass

RSE-V&V WCDMA Band 4 CH1312



Frequency (MHz)	Result (dBm)	Factor (dB)	PK Limit (dBm)	Over Limit (dB)	Table (o)	ANT	EUT	Verdict
188.449	-69.30	-16.91	-13.0	-56.30	88.00	Vertical	Vertical	Pass
1701.800	-35.01	2.76	-13.0	-22.01	138.00	Vertical	Vertical	N/A
2114.200	-39.30	5.65	-13.0	-26.30	220.00	Vertical	Vertical	N/A
2931.800	-42.44	10.45	-13.0	-29.44	0.00	Vertical	Vertical	Pass
7940.500	-36.09	18.98	-13.0	-23.09	168.00	Vertical	Vertical	Pass
13618.113	-31.44	24.86	-13.0	-18.44	169.00	Vertical	Vertical	Pass

RSE-V&H WCDMA Band 4 CH1312



Frequency (MHz)	Result (dBm)	Factor (dB)	PK Limit (dBm)	Over Limit (dB)	Table (o)	ANT	EUT	Verdict
42.125	-72.92	-17.10	-13.0	-59.92	37.00	Vertical	Horizontal	Pass
1701.800	-47.47	2.76	-13.0	-34.47	303.00	Vertical	Horizontal	N/A
2114.300	-39.20	5.66	-13.0	-26.20	181.00	Vertical	Horizontal	N/A
2965.900	-42.79	11.42	-13.0	-29.79	28.00	Vertical	Horizontal	Pass
7940.000	-36.25	18.97	-13.0	-23.25	151.00	Vertical	Horizontal	Pass
13633.838	-30.76	24.84	-13.0	-17.76	111.00	Vertical	Horizontal	Pass

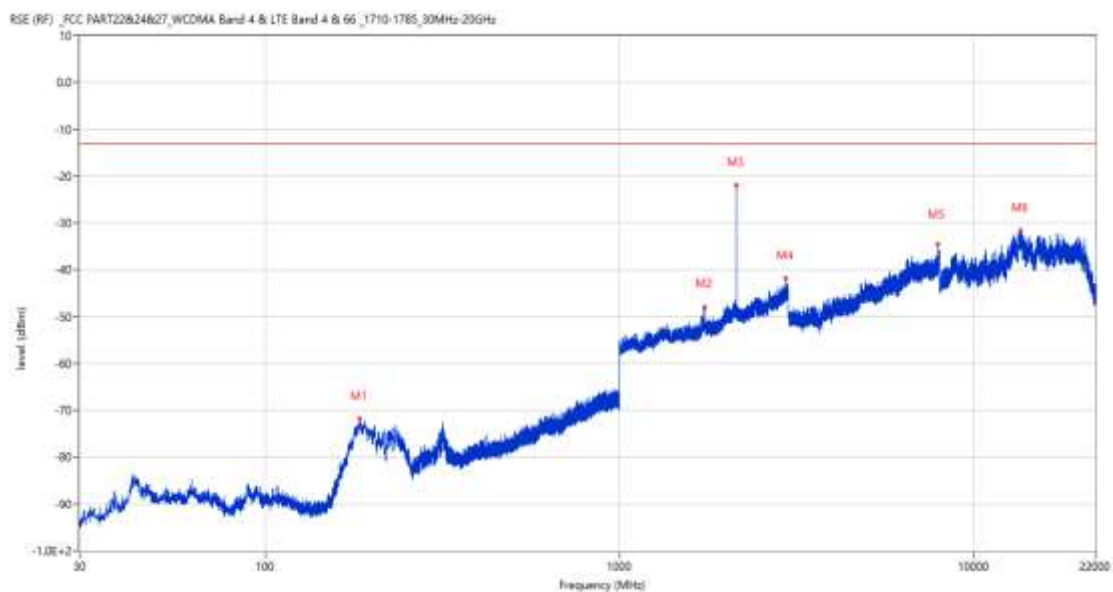
7.2 WCDMA Band 4 Middle Channel

RSE-H&H WCDMA Band 4 CH1412



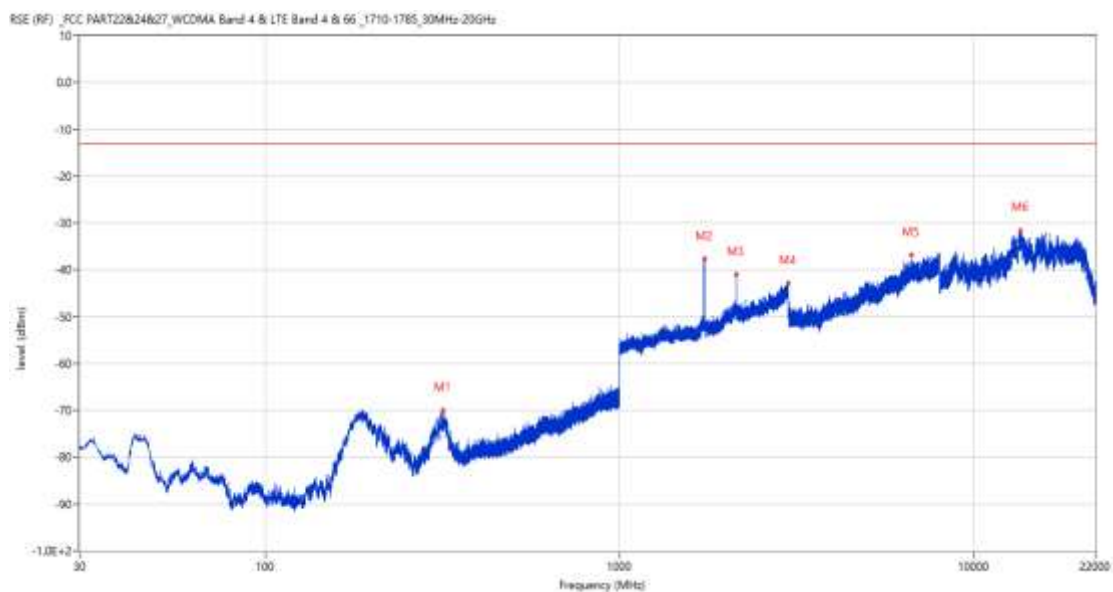
Frequency (MHz)	Result (dBm)	Factor (dB)	PK Limit (dBm)	Over Limit (dB)	Table (o)	ANT	EUT	Verdict
187.092	-71.01	-17.07	-13.0	-58.01	224.00	Horizontal	Horizontal	Pass
1732.600	-37.00	2.45	-13.0	-24.00	97.00	Horizontal	Horizontal	N/A
2131.900	-20.82	4.91	-13.0	-7.82	233.00	Horizontal	Horizontal	N/A
2922.900	-43.02	10.84	-13.0	-30.02	322.00	Horizontal	Horizontal	Pass
7959.500	-36.02	18.29	-13.0	-23.02	348.00	Horizontal	Horizontal	Pass
13613.950	-31.12	24.86	-13.0	-18.12	83.00	Horizontal	Horizontal	Pass

RSE-H&V WCDMA Band 4 CH1412



Frequency (MHz)	Result (dBm)	Factor (dB)	PK Limit (dBm)	Over Limit (dB)	Table (o)	ANT	EUT	Verdict
185.152	-71.93	-17.08	-13.0	-58.93	39.00	Horizontal	Vertical	Pass
1733.400	-47.93	2.44	-13.0	-34.93	220.00	Horizontal	Vertical	N/A
2132.400	-21.84	4.89	-13.0	-8.84	252.00	Horizontal	Vertical	N/A
2934.000	-41.77	10.50	-13.0	-28.77	155.00	Horizontal	Vertical	Pass
7928.750	-34.57	18.59	-13.0	-21.57	220.00	Horizontal	Vertical	Pass
13540.875	-31.67	24.99	-13.0	-18.67	361.00	Horizontal	Vertical	Pass

RSE-V&V WCDMA Band 4 CH1412



Frequency (MHz)	Result (dBm)	Factor (dB)	PK Limit (dBm)	Over Limit (dB)	Table (o)	ANT	EUT	Verdict
318.769	-70.06	-11.34	-13.0	-57.06	144.00	Vertical	Vertical	Pass
1734.300	-37.64	2.43	-13.0	-24.64	91.00	Vertical	Vertical	N/A
2132.200	-40.92	4.90	-13.0	-27.92	197.00	Vertical	Vertical	N/A
2993.000	-42.90	10.92	-13.0	-29.90	42.00	Vertical	Vertical	Pass
6671.500	-36.89	16.63	-13.0	-23.89	-1.00	Vertical	Vertical	Pass
13538.562	-31.66	24.93	-13.0	-18.66	91.00	Vertical	Vertical	Pass

RSE-V&H WCDMA Band 4 CH1412



Frequency (MHz)	Result (dBm)	Factor (dB)	PK Limit (dBm)	Over Limit (dB)	Table (o)	ANT	EUT	Verdict
42.950	-73.32	-16.50	-13.0	-60.32	33.00	Vertical	Horizontal	Pass
1734.200	-47.88	2.43	-13.0	-34.88	195.00	Vertical	Horizontal	N/A
2134.500	-39.16	5.02	-13.0	-26.16	131.00	Vertical	Horizontal	N/A
2976.100	-43.49	11.74	-13.0	-30.49	291.00	Vertical	Horizontal	Pass
7999.000	-36.00	18.94	-13.0	-23.00	324.00	Vertical	Horizontal	Pass
13552.900	-31.31	25.20	-13.0	-18.31	70.00	Vertical	Horizontal	Pass

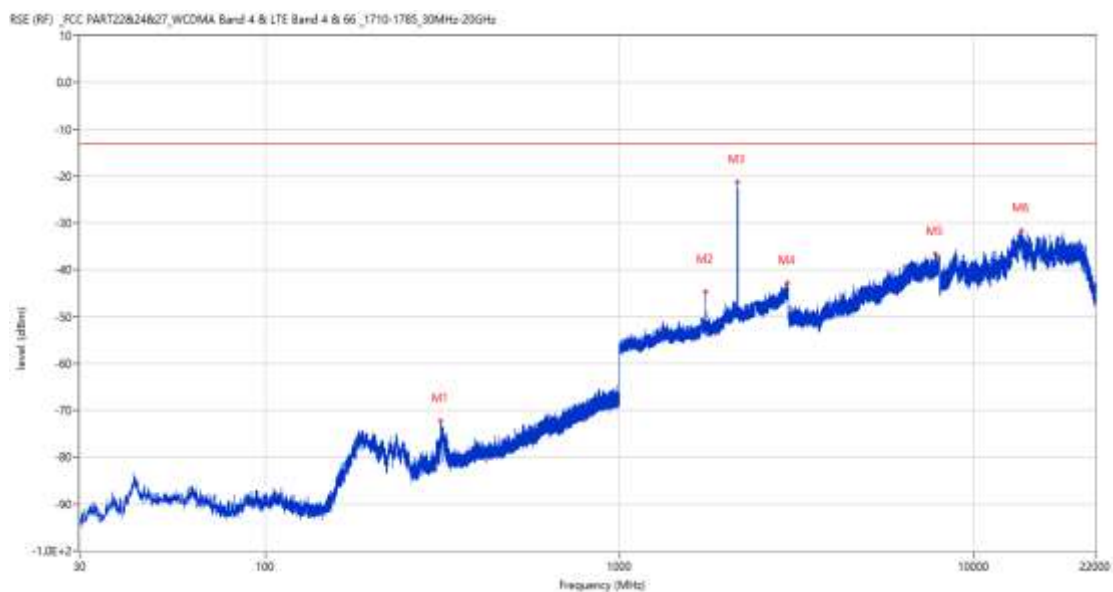
7.3 WCDMA Band 4 High Channel

RSE-H&H WCDMA Band 4 CH1513



Frequency (MHz)	Result (dBm)	Factor (dB)	PK Limit (dBm)	Over Limit (dB)	Table (o)	ANT	EUT	Verdict
181.708	-70.26	-17.12	-13.0	-57.26	241.00	Horizontal	Horizontal	Pass
1751.800	-32.91	2.26	-13.0	-19.91	107.00	Horizontal	Horizontal	N/A
2152.000	-21.38	5.03	-13.0	-8.38	237.00	Horizontal	Horizontal	N/A
2970.100	-42.87	11.67	-13.0	-29.87	1.00	Horizontal	Horizontal	Pass
7973.250	-36.21	18.11	-13.0	-23.21	116.00	Horizontal	Horizontal	Pass
13607.937	-31.21	24.86	-13.0	-18.21	361.00	Horizontal	Horizontal	Pass

RSE-H&V WCDMA Band 4 CH1513



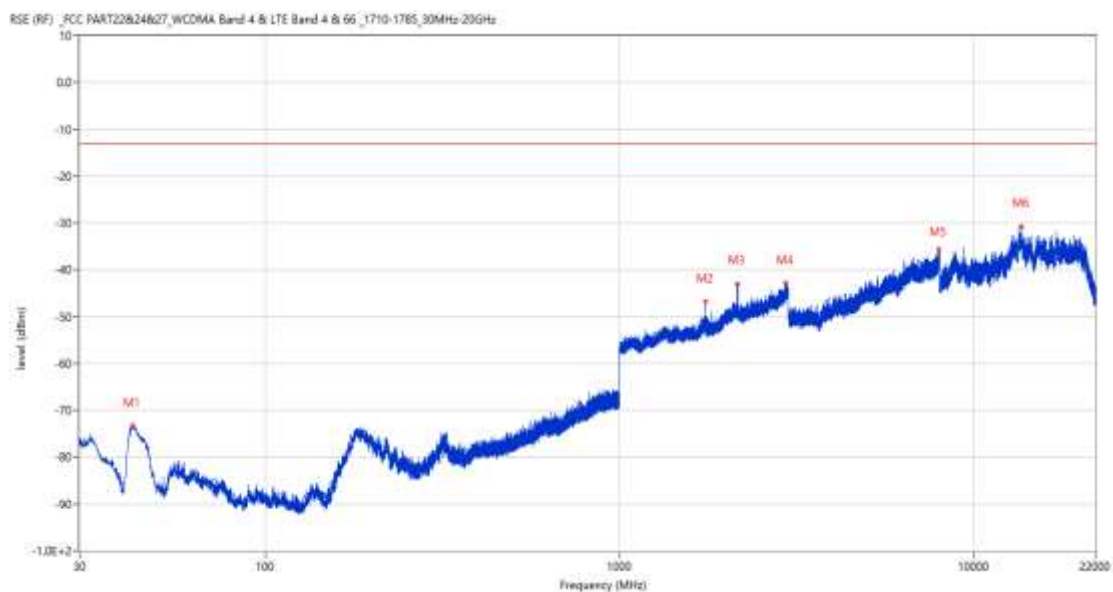
Frequency (MHz)	Result (dBm)	Factor (dB)	PK Limit (dBm)	Over Limit (dB)	Table (o)	ANT	EUT	Verdict
313.579	-72.17	-11.57	-13.0	-59.17	246.00	Horizontal	Vertical	Pass
1751.800	-44.76	2.26	-13.0	-31.76	335.00	Horizontal	Vertical	N/A
2152.100	-21.37	5.01	-13.0	-8.37	238.00	Horizontal	Vertical	N/A
2969.900	-42.78	11.66	-13.0	-29.78	286.00	Horizontal	Vertical	Pass
7789.500	-36.66	18.31	-13.0	-23.66	359.00	Horizontal	Vertical	Pass
13607.012	-31.58	24.86	-13.0	-18.58	72.00	Horizontal	Vertical	Pass

RSE-V&V WCDMA Band 4 CH1513



Frequency (MHz)	Result (dBm)	Factor (dB)	PK Limit (dBm)	Over Limit (dB)	Table (o)	ANT	EUT	Verdict
315.228	-70.66	-11.42	-13.0	-57.66	177.00	Vertical	Vertical	Pass
1751.800	-32.31	2.26	-13.0	-19.31	99.00	Vertical	Vertical	N/A
2153.400	-42.06	4.90	-13.0	-29.06	213.00	Vertical	Vertical	N/A
2995.200	-42.34	10.87	-13.0	-29.34	139.00	Vertical	Vertical	Pass
7796.750	-36.21	18.11	-13.0	-23.21	157.00	Vertical	Vertical	Pass
13585.275	-31.45	24.97	-13.0	-18.45	169.00	Vertical	Vertical	Pass

RSE-V&H WCDMA Band 4 CH1513

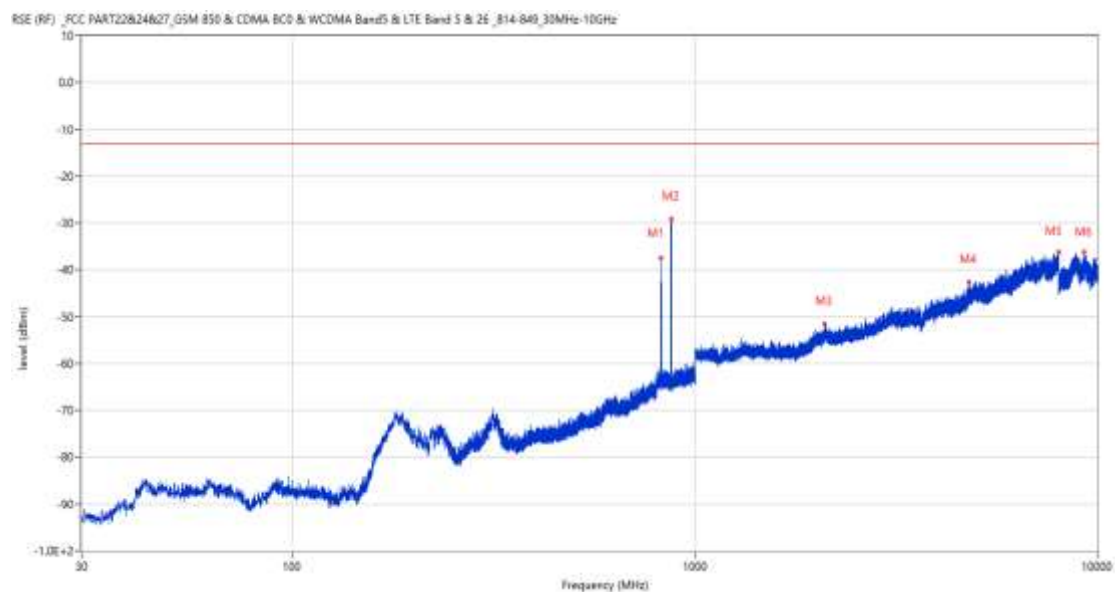


Frequency (MHz)	Result (dBm)	Factor (dB)	PK Limit (dBm)	Over Limit (dB)	Table (o)	ANT	EUT	Verdict
42.319	-73.37	-16.98	-13.0	-60.37	39.00	Vertical	Horizontal	Pass
1752.200	-46.77	2.25	-13.0	-33.77	359.00	Vertical	Horizontal	N/A
2152.700	-42.93	4.96	-13.0	-29.93	149.00	Vertical	Horizontal	N/A
2943.700	-42.87	11.20	-13.0	-29.87	359.00	Vertical	Horizontal	Pass
7941.250	-35.60	18.96	-13.0	-22.60	129.00	Vertical	Horizontal	Pass
13647.250	-30.73	24.83	-13.0	-17.73	91.00	Vertical	Horizontal	Pass

8 WCDMA Band 5

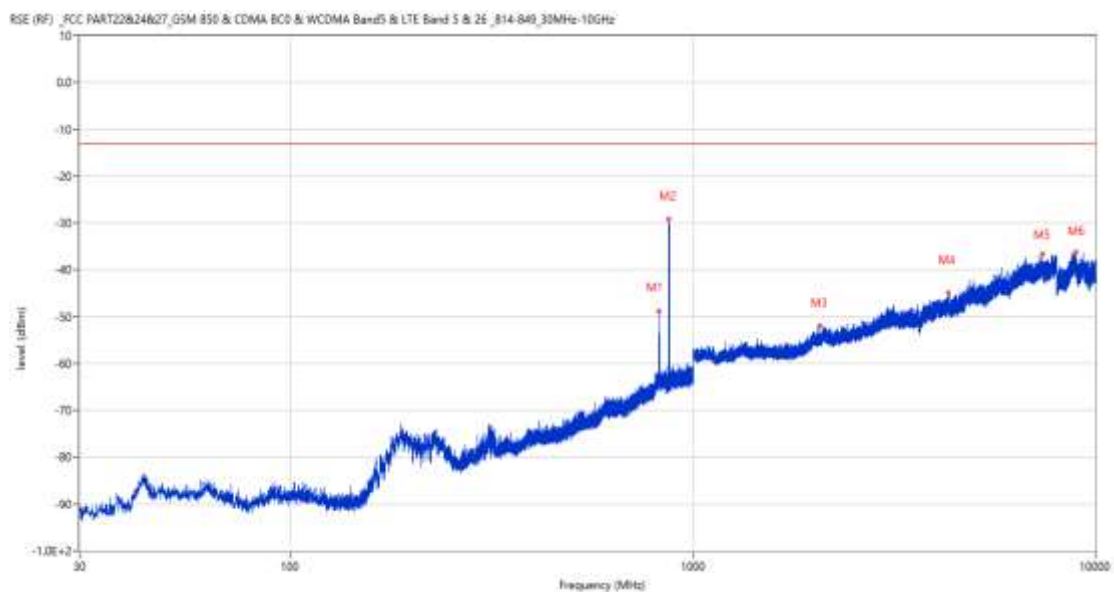
8.1 WCDMA Band 5 Low Channel

RSE-H&H WCDMA Band 5 CH4132



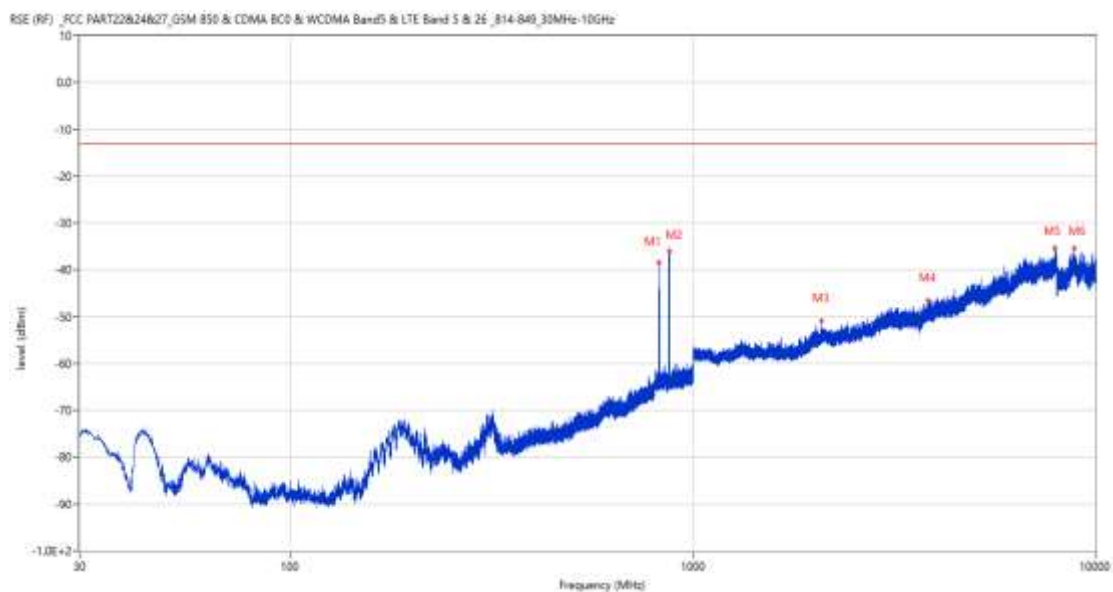
Frequency (MHz)	Result (dBm)	Factor (dB)	PK Limit (dBm)	Over Limit (dB)	Table (o)	ANT	EUT	Verdict
824.721	-37.44	6.91	-13.0	-24.44	12.00	Horizontal	Horizontal	N/A
872.542	-29.20	6.42	-13.0	-16.20	258.00	Horizontal	Horizontal	N/A
2096.000	-51.52	-0.17	-13.0	-38.52	159.00	Horizontal	Horizontal	Pass
4790.000	-42.70	12.88	-13.0	-29.70	311.00	Horizontal	Horizontal	Pass
7996.250	-36.25	18.78	-13.0	-23.25	177.00	Horizontal	Horizontal	Pass
9279.901	-36.25	19.27	-13.0	-23.25	262.00	Horizontal	Horizontal	Pass

RSE-H&V WCDMA Band 5 CH4132



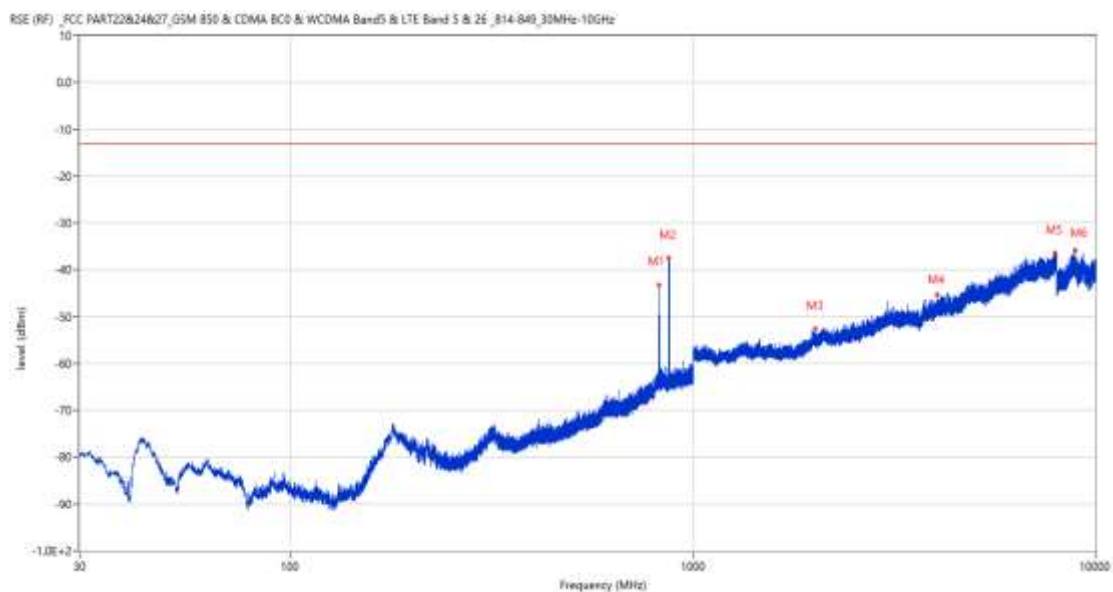
Frequency (MHz)	Result (dBm)	Factor (dB)	PK Limit (dBm)	Over Limit (dB)	Table (o)	ANT	EUT	Verdict
824.430	-48.87	6.91	-13.0	-35.87	183.00	Horizontal	Vertical	N/A
870.068	-29.19	6.39	-13.0	-16.19	63.00	Horizontal	Vertical	N/A
2065.300	-51.98	-0.38	-13.0	-38.98	361.00	Horizontal	Vertical	Pass
4307.750	-44.98	10.57	-13.0	-31.98	166.00	Horizontal	Vertical	Pass
7406.250	-36.52	17.99	-13.0	-23.52	223.00	Horizontal	Vertical	Pass
8933.000	-36.10	19.54	-13.0	-23.10	78.00	Horizontal	Vertical	Pass

RSE-V&V WCDMA Band 5 CH4132



Frequency (MHz)	Result (dBm)	Factor (dB)	PK Limit (dBm)	Over Limit (dB)	Table (o)	ANT	EUT	Verdict
824.479	-38.38	6.91	-13.0	-25.38	168.00	Vertical	Vertical	N/A
873.269	-35.93	6.43	-13.0	-22.93	283.00	Vertical	Vertical	N/A
2086.100	-50.95	0.02	-13.0	-37.95	94.00	Vertical	Vertical	Pass
3838.250	-46.62	9.17	-13.0	-33.62	122.00	Vertical	Vertical	Pass
7936.500	-35.40	18.94	-13.0	-22.40	335.00	Vertical	Vertical	Pass
8844.500	-35.33	20.27	-13.0	-22.33	348.00	Vertical	Vertical	Pass

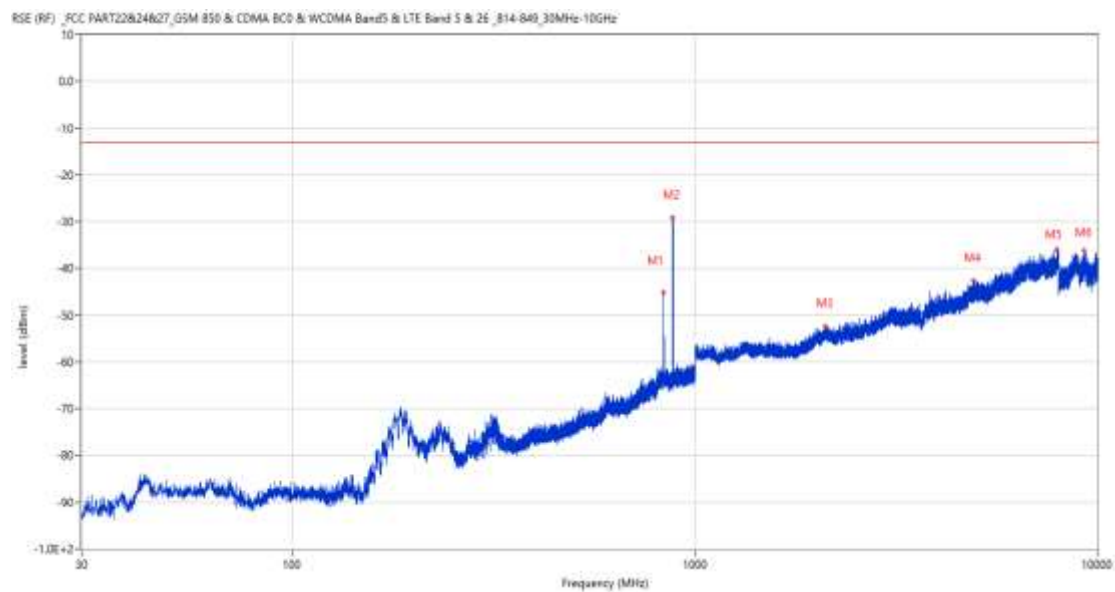
RSE-V&H WCDMA Band 5 CH4132



Frequency (MHz)	Result (dBm)	Factor (dB)	PK Limit (dBm)	Over Limit (dB)	Table (o)	ANT	EUT	Verdict
824.818	-43.31	6.92	-13.0	-30.31	332.00	Vertical	Horizontal	N/A
870.166	-37.50	6.39	-13.0	-24.50	332.00	Vertical	Horizontal	N/A
2015.000	-52.62	-0.82	-13.0	-39.62	209.00	Vertical	Horizontal	Pass
4035.750	-45.31	9.68	-13.0	-32.31	52.00	Vertical	Horizontal	Pass
7937.750	-36.47	18.94	-13.0	-23.47	285.00	Vertical	Horizontal	Pass
8889.900	-35.80	19.87	-13.0	-22.80	346.00	Vertical	Horizontal	Pass

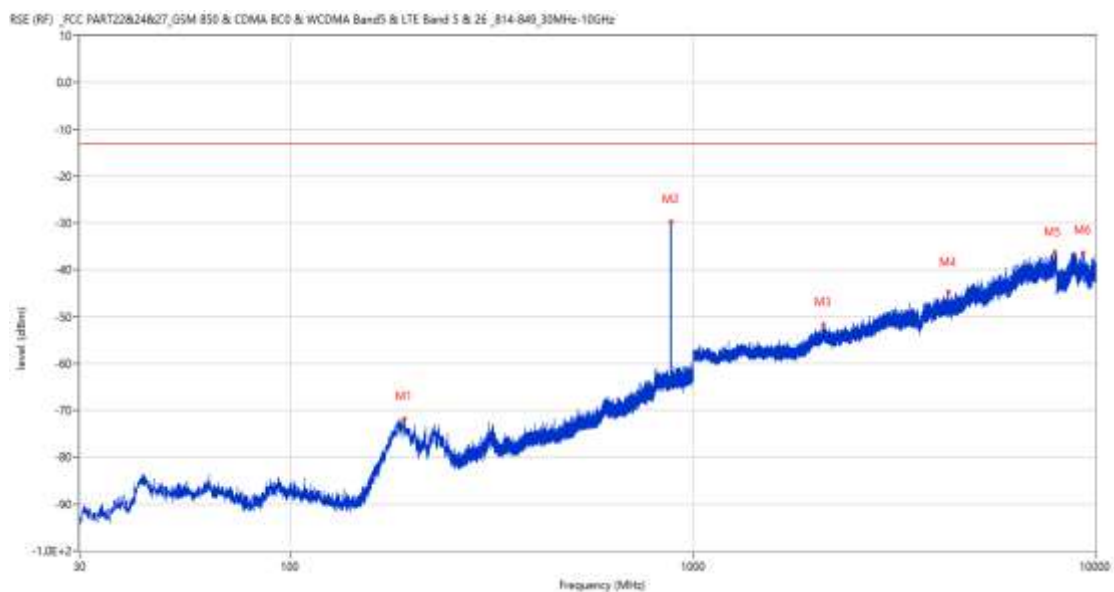
8.2 WCDMA Band 5 Middle Channel

RSE-H&H WCDMA Band 5 CH4182



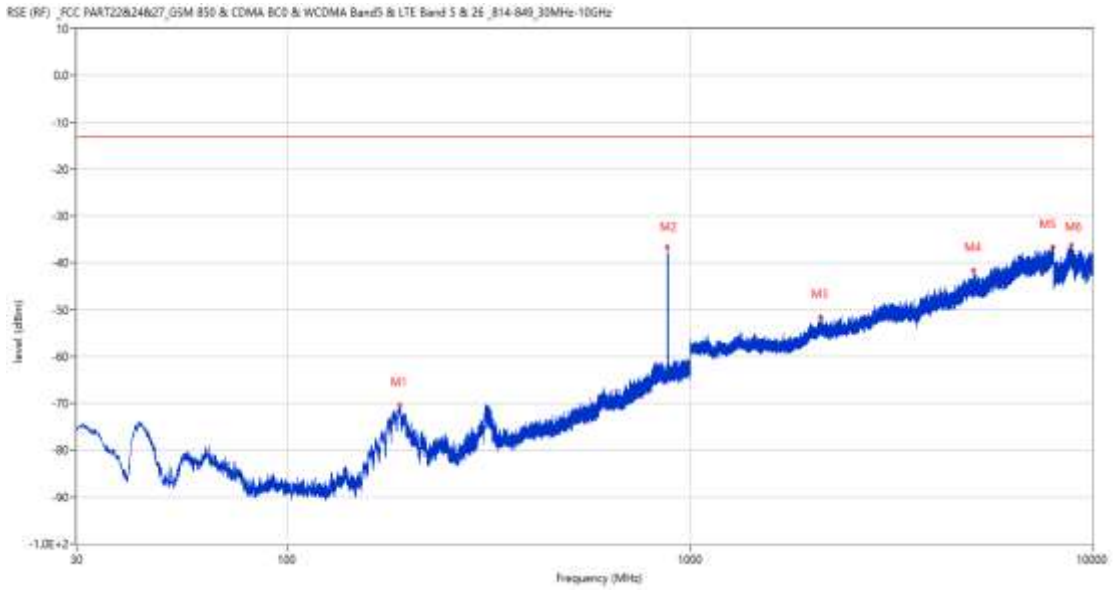
Frequency (MHz)	Result (dBm)	Factor (dB)	PK Limit (dBm)	Over Limit (dB)	Table (o)	ANT	EUT	Verdict
835.537	-45.09	7.11	-13.0	-32.09	67.00	Horizontal	Horizontal	N/A
880.254	-29.15	6.65	-13.0	-16.15	243.00	Horizontal	Horizontal	N/A
2108.300	-52.32	0.32	-13.0	-39.32	185.00	Horizontal	Horizontal	Pass
4920.000	-42.69	13.38	-13.0	-29.69	205.00	Horizontal	Horizontal	Pass
7920.250	-36.08	18.21	-13.0	-23.08	154.00	Horizontal	Horizontal	Pass
9259.201	-36.17	18.71	-13.0	-23.17	116.00	Horizontal	Horizontal	Pass

RSE-H&V WCDMA Band 5 CH4182



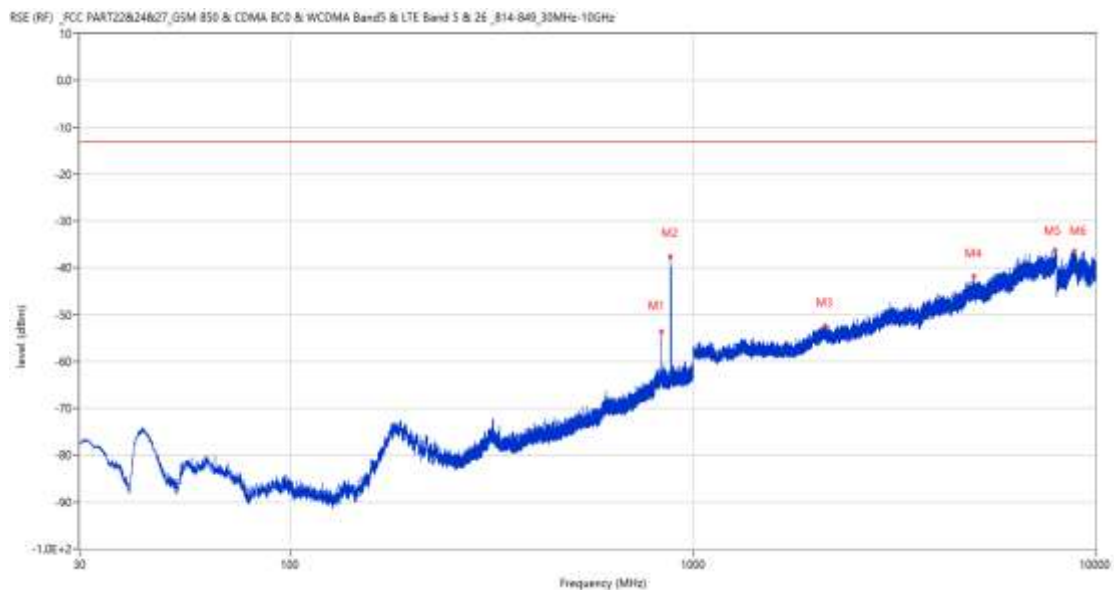
Frequency (MHz)	Result (dBm)	Factor (dB)	PK Limit (dBm)	Over Limit (dB)	Table (o)	ANT	EUT	Verdict
191.796	-71.90	-14.42	-13.0	-58.90	218.00	Horizontal	Vertical	Pass
882.097	-29.73	6.77	-13.0	-16.73	69.00	Horizontal	Vertical	N/A
2108.700	-51.64	0.31	-13.0	-38.64	244.00	Horizontal	Vertical	Pass
4316.250	-44.77	10.03	-13.0	-31.77	151.00	Horizontal	Vertical	Pass
7932.750	-36.09	18.74	-13.0	-23.09	361.00	Horizontal	Vertical	Pass
9328.600	-36.45	19.41	-13.0	-23.45	361.00	Horizontal	Vertical	Pass

RSE-V&V WCDMA Band 5 CH4182



Frequency (MHz)	Result (dBm)	Factor (dB)	PK Limit (dBm)	Over Limit (dB)	Table (o)	ANT	EUT	Verdict
190.486	-70.46	-14.72	-13.0	-57.46	64.00	Vertical	Vertical	Pass
879.962	-36.65	6.60	-13.0	-23.65	142.00	Vertical	Vertical	N/A
2105.800	-51.62	0.21	-13.0	-38.62	4.00	Vertical	Vertical	Pass
5079.750	-41.67	12.28	-13.0	-28.67	349.00	Vertical	Vertical	Pass
7988.500	-36.62	18.32	-13.0	-23.62	151.00	Vertical	Vertical	Pass
8855.500	-36.22	20.29	-13.0	-23.22	214.00	Vertical	Vertical	Pass

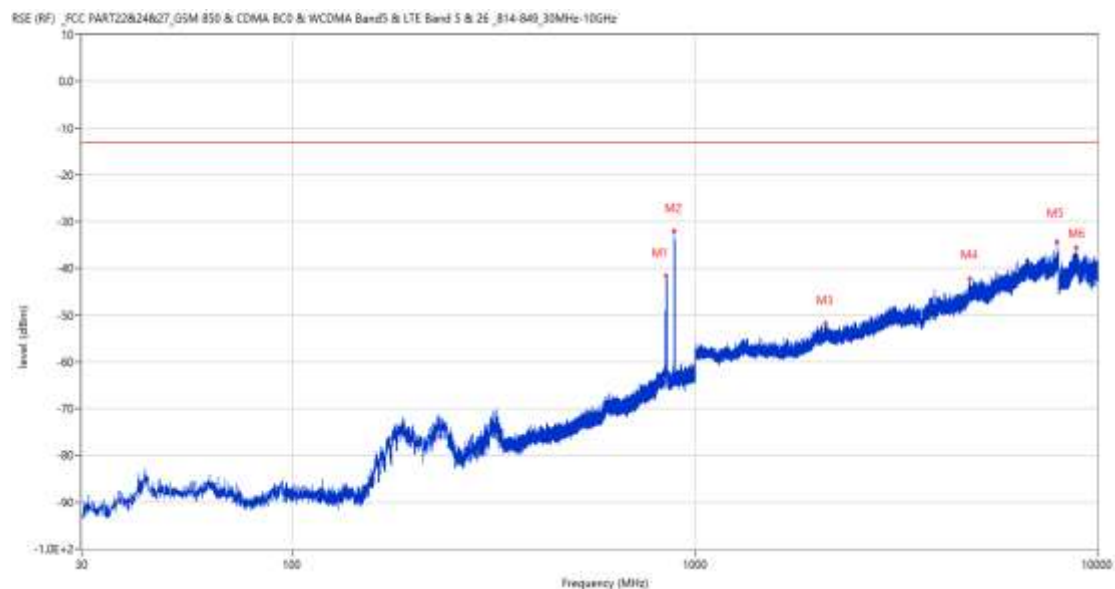
RSE-V&H WCDMA Band 5 CH4182



Frequency (MHz)	Result (dBm)	Factor (dB)	PK Limit (dBm)	Over Limit (dB)	Table (o)	ANT	EUT	Verdict
836.215	-53.50	7.12	-13.0	-40.50	341.00	Vertical	Horizontal	N/A
879.817	-37.72	6.57	-13.0	-24.72	127.00	Vertical	Horizontal	N/A
2126.900	-52.36	-0.30	-13.0	-39.36	323.00	Vertical	Horizontal	Pass
4986.250	-41.74	13.24	-13.0	-28.74	215.00	Vertical	Horizontal	Pass
7920.500	-36.10	18.22	-13.0	-23.10	298.00	Vertical	Horizontal	Pass
8851.800	-36.44	20.34	-13.0	-23.44	251.00	Vertical	Horizontal	Pass

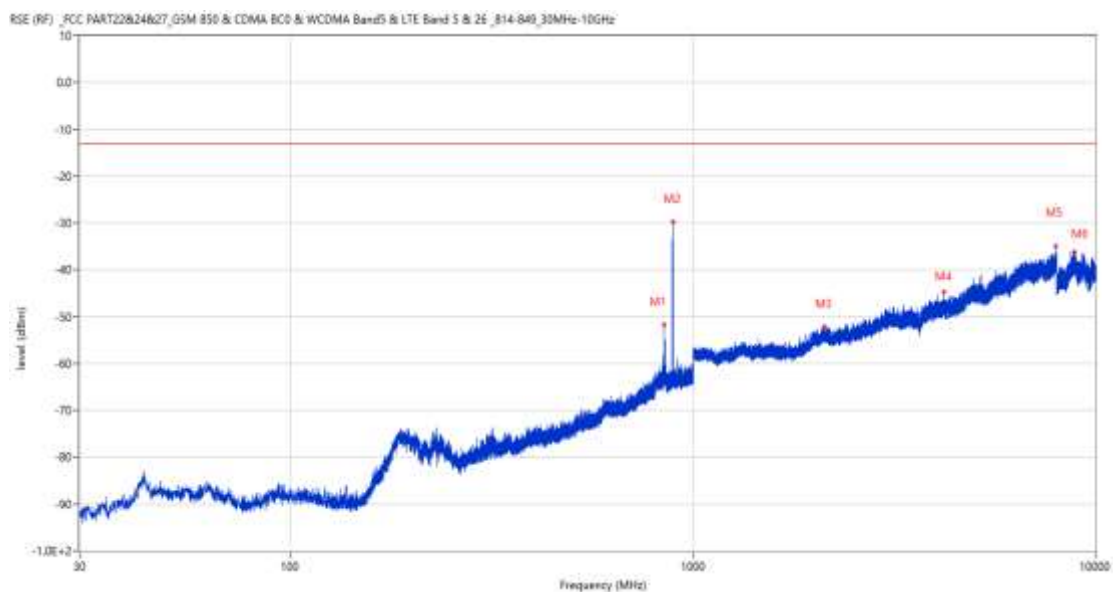
8.3 WCDMA Band 5 High Channel

RSE-H&H WCDMA Band 5 CH4233



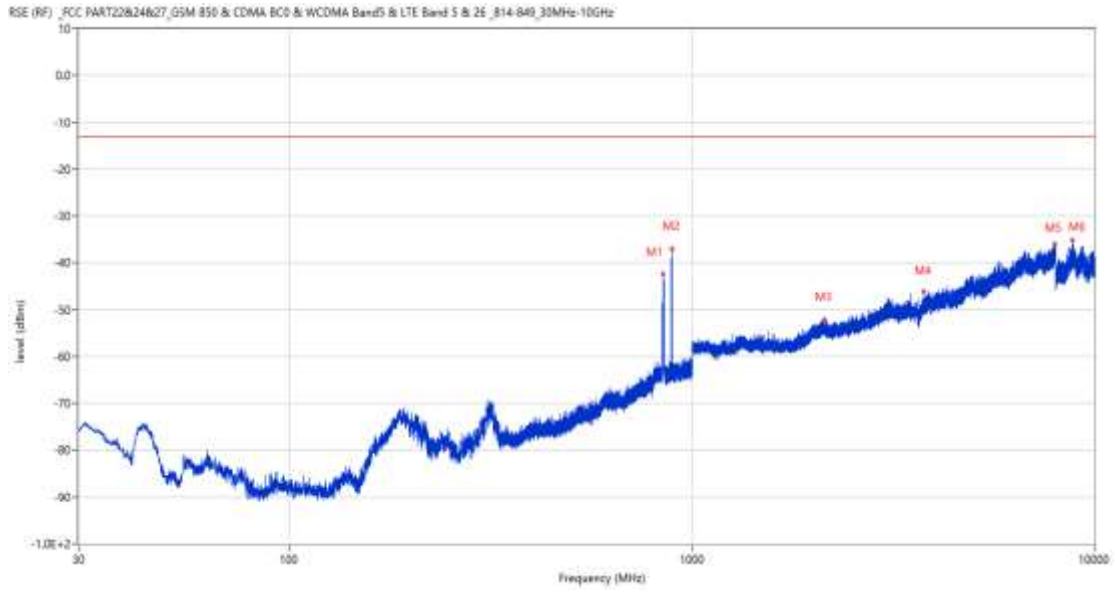
Frequency (MHz)	Result (dBm)	Factor (dB)	PK Limit (dBm)	Over Limit (dB)	Table (o)	ANT	EUT	Verdict
848.389	-41.54	7.31	-13.0	-28.54	95.00	Horizontal	Horizontal	N/A
890.099	-32.15	7.02	-13.0	-19.15	249.00	Horizontal	Horizontal	N/A
2114.700	-51.73	0.07	-13.0	-38.73	18.00	Horizontal	Horizontal	Pass
4825.500	-42.19	12.71	-13.0	-29.19	162.00	Horizontal	Horizontal	Pass
7931.250	-34.39	18.76	-13.0	-21.39	235.00	Horizontal	Horizontal	Pass
8853.200	-35.59	20.32	-13.0	-22.59	-2.00	Horizontal	Horizontal	Pass

RSE-H&V WCDMA Band 5 CH4233



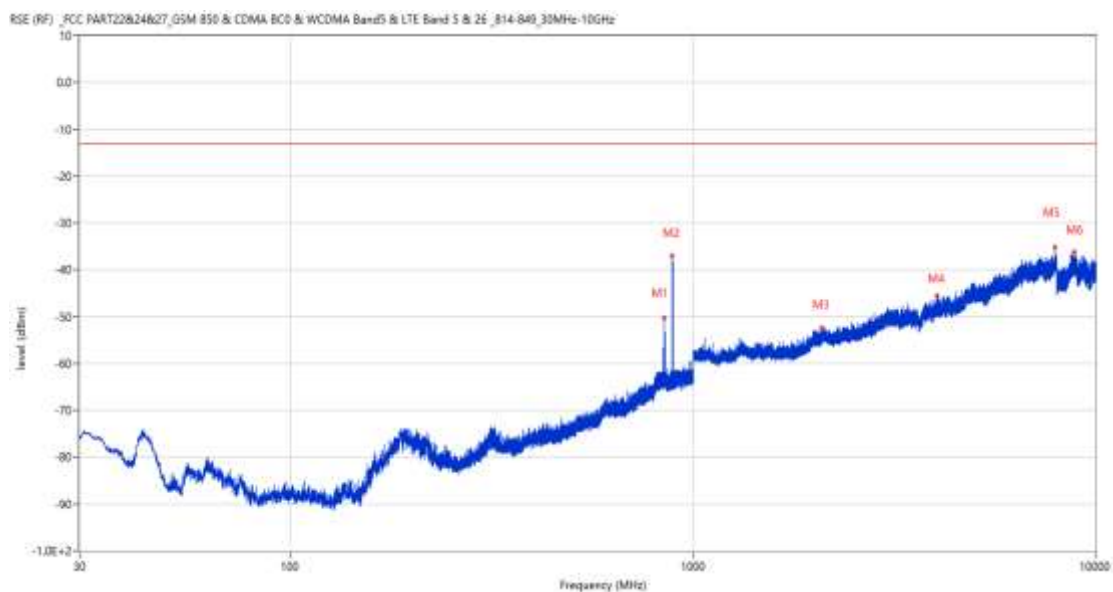
Frequency (MHz)	Result (dBm)	Factor (dB)	PK Limit (dBm)	Over Limit (dB)	Table (o)	ANT	EUT	Verdict
848.486	-51.72	7.31	-13.0	-38.72	89.00	Horizontal	Vertical	N/A
893.252	-29.88	6.93	-13.0	-16.88	83.00	Horizontal	Vertical	N/A
2124.300	-52.19	-0.22	-13.0	-39.19	22.00	Horizontal	Vertical	Pass
4200.500	-44.79	11.12	-13.0	-31.79	107.00	Horizontal	Vertical	Pass
7957.750	-34.90	18.33	-13.0	-21.90	122.00	Horizontal	Vertical	Pass
8858.299	-36.28	20.26	-13.0	-23.28	136.00	Horizontal	Vertical	Pass

RSE-V&V WCDMA Band 5 CH4233



Frequency (MHz)	Result (dBm)	Factor (dB)	PK Limit (dBm)	Over Limit (dB)	Table (o)	ANT	EUT	Verdict
848.438	-42.44	7.31	-13.0	-29.44	44.00	Vertical	Vertical	N/A
891.748	-37.13	6.96	-13.0	-24.13	280.00	Vertical	Vertical	N/A
2133.600	-52.19	-0.41	-13.0	-39.19	263.00	Vertical	Vertical	Pass
3767.500	-46.16	9.15	-13.0	-33.16	258.00	Vertical	Vertical	Pass
7981.750	-36.04	18.15	-13.0	-23.04	90.00	Vertical	Vertical	Pass
8808.500	-35.07	19.68	-13.0	-22.07	289.00	Vertical	Vertical	Pass

RSE-V&H WCDMA Band 5 CH4233



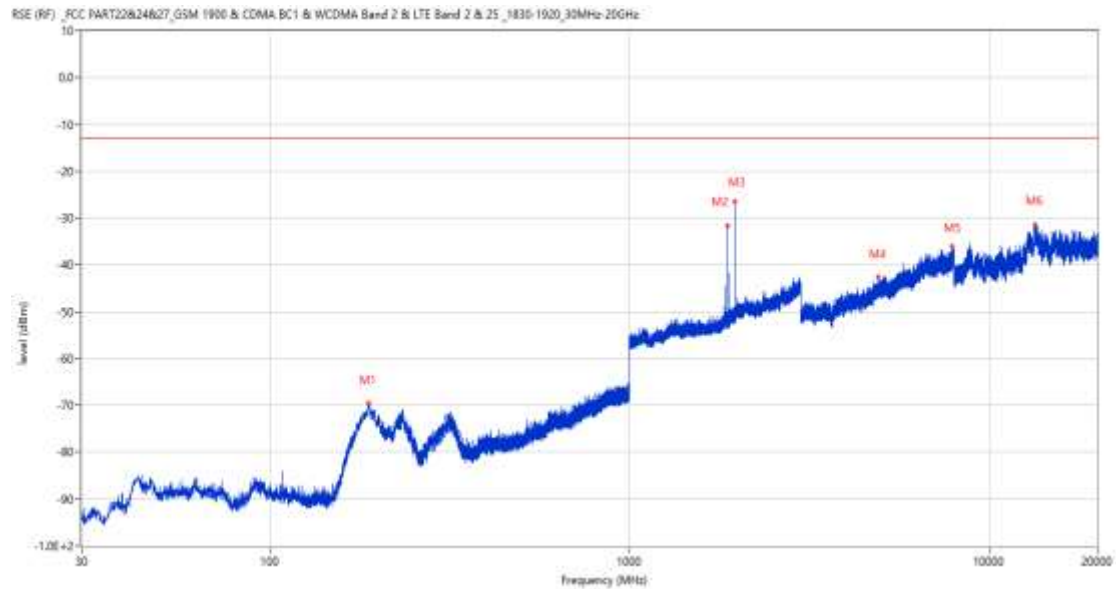
Frequency (MHz)	Result (dBm)	Factor (dB)	PK Limit (dBm)	Over Limit (dB)	Table (o)	ANT	EUT	Verdict
848.341	-50.31	7.31	-13.0	-37.31	162.00	Vertical	Horizontal	N/A
889.711	-37.09	7.03	-13.0	-24.09	337.00	Vertical	Horizontal	N/A
2089.900	-52.46	-0.14	-13.0	-39.46	1.00	Vertical	Horizontal	Pass
4046.000	-45.58	10.58	-13.0	-32.58	143.00	Vertical	Horizontal	Pass
7922.750	-35.25	18.28	-13.0	-22.25	360.00	Vertical	Horizontal	Pass
8861.600	-36.21	20.22	-13.0	-23.21	-2.00	Vertical	Horizontal	Pass

LTE

9 LTE Band 2

9.1 LTE Band 2 BW1.4, Middle Channel

RSE-H&H LTE Band 2 BW1.4 CH18900



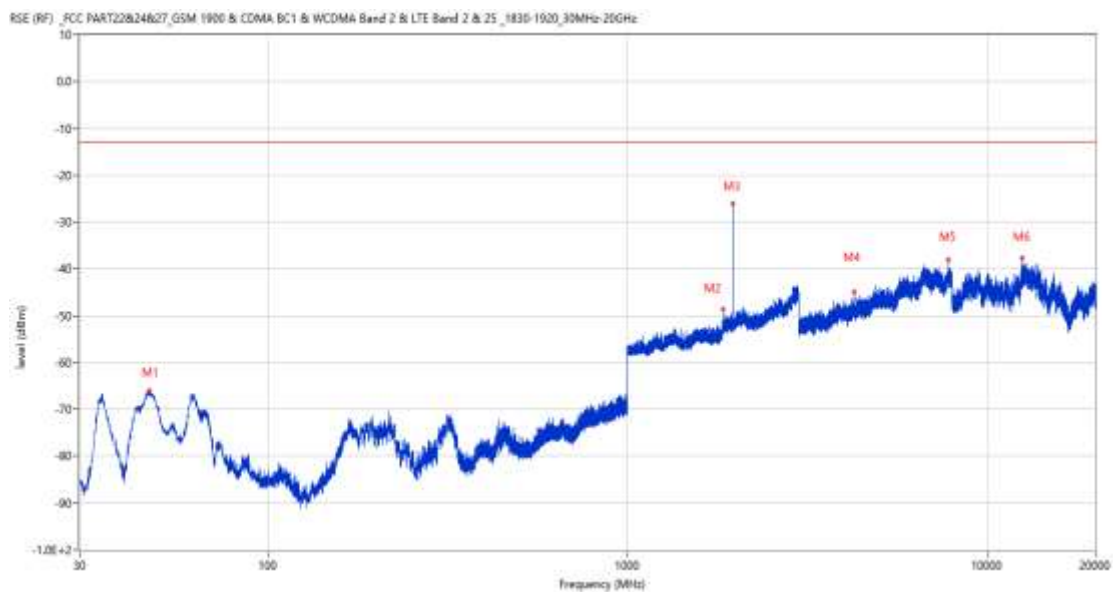
Frequency (MHz)	Result (dBm)	Factor (dB)	PK Limit (dBm)	Over Limit (dB)	Table (o)	ANT	EUT	Verdict
188.643	-69.52	-16.88	-13.0	-56.52	221.00	Horizontal	Horizontal	Pass
1880.300	-31.70	2.76	-13.0	-18.70	2.00	Horizontal	Horizontal	N/A
1960.800	-26.47	3.39	-13.0	-13.47	260.00	Horizontal	Horizontal	N/A
4913.500	-42.62	13.16	-13.0	-29.62	5.00	Horizontal	Horizontal	Pass
7899.750	-36.02	17.71	-13.0	-23.02	298.00	Horizontal	Horizontal	Pass
13418.812	-31.46	24.72	-13.0	-18.46	12.00	Horizontal	Horizontal	Pass

RSE-H&V LTE Band 2 BW1.4 CH18900



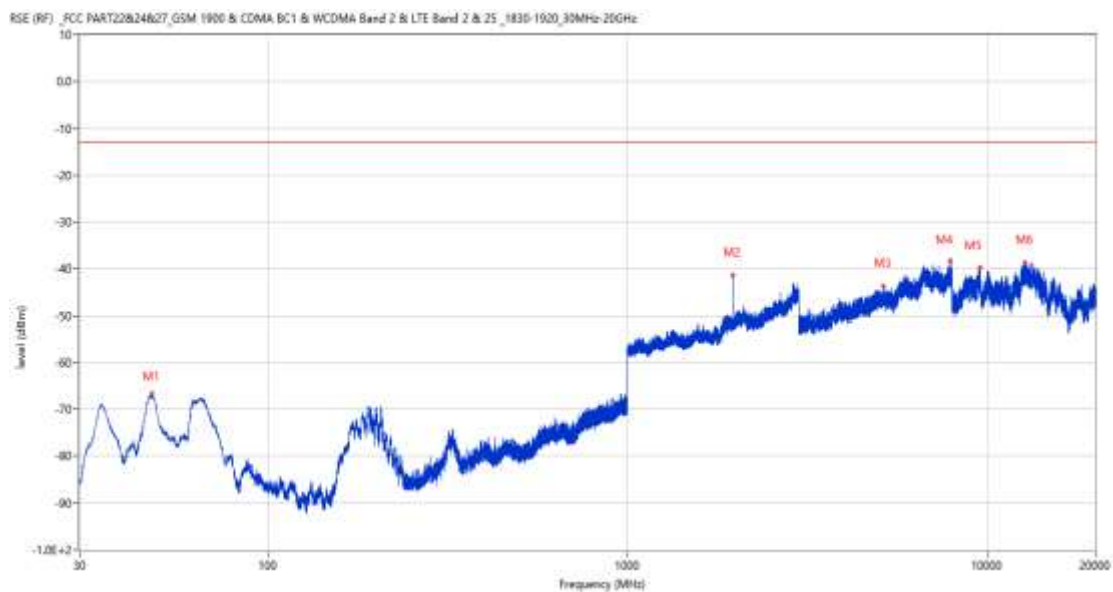
Frequency (MHz)	Result (dBm)	Factor (dB)	PK Limit (dBm)	Over Limit (dB)	Table (o)	ANT	EUT	Verdict
205.522	-66.85	-16.17	-13.0	-53.85	118.00	Horizontal	Vertical	Pass
1741.700	-51.19	-0.20	-13.0	-38.19	245.00	Horizontal	Vertical	Pass
1960.600	-17.54	2.80	-13.0	-4.54	176.00	Horizontal	Vertical	N/A
3840.250	-46.36	8.09	-13.0	-33.36	76.00	Horizontal	Vertical	Pass
6638.500	-39.15	14.98	-13.0	-26.15	98.00	Horizontal	Vertical	Pass
12702.975	-38.53	16.51	-13.0	-25.53	90.00	Horizontal	Vertical	Pass

RSE-V&V LTE Band 2 BW1.4 CH18900



Frequency (MHz)	Result (dBm)	Factor (dB)	PK Limit (dBm)	Over Limit (dB)	Table (o)	ANT	EUT	Verdict
46.878	-66.04	-16.63	-13.0	-53.04	64.00	Vertical	Vertical	Pass
1840.100	-48.63	2.32	-13.0	-35.63	11.00	Vertical	Vertical	N/A
1961.100	-26.01	2.83	-13.0	-13.01	304.00	Vertical	Vertical	N/A
4265.750	-44.98	8.77	-13.0	-31.98	7.00	Vertical	Vertical	Pass
7825.000	-38.16	15.95	-13.0	-25.16	39.00	Vertical	Vertical	Pass
12502.050	-37.71	15.62	-13.0	-24.71	162.00	Vertical	Vertical	Pass

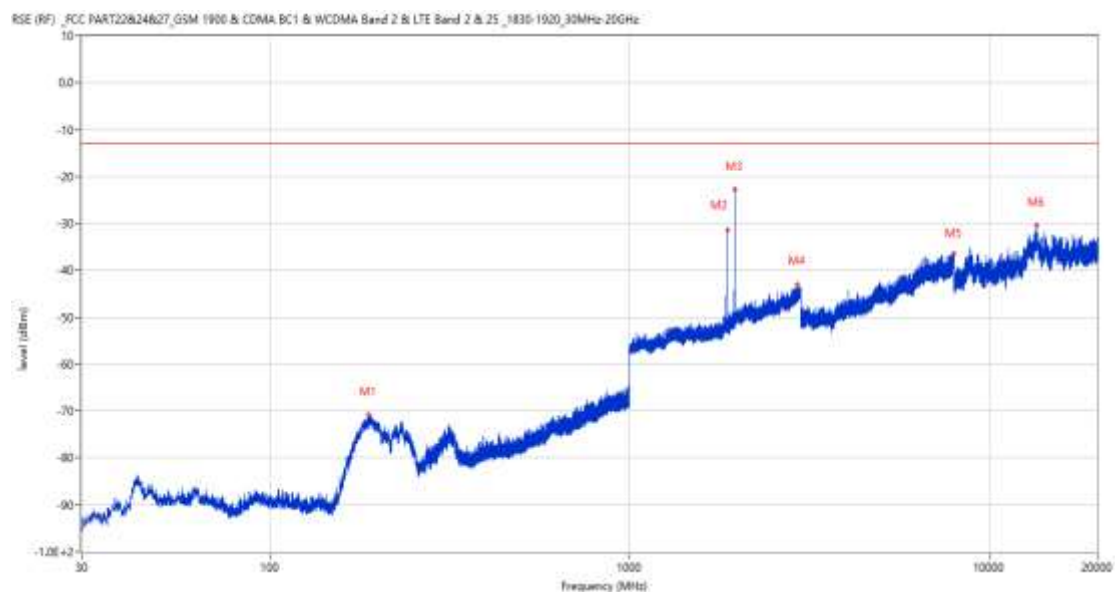
RSE-V&H LTE Band 2 BW1.4 CH18900



Frequency (MHz)	Result (dBm)	Factor (dB)	PK Limit (dBm)	Over Limit (dB)	Table (o)	ANT	EUT	Verdict
47.751	-66.66	-17.03	-13.0	-53.66	116.00	Vertical	Horizontal	Pass
1961.200	-41.47	2.87	-13.0	-28.47	188.00	Vertical	Horizontal	N/A
5158.000	-43.75	11.06	-13.0	-30.75	296.00	Vertical	Horizontal	Pass
7879.500	-38.34	15.14	-13.0	-25.34	328.00	Vertical	Horizontal	Pass
9540.901	-39.81	13.80	-13.0	-26.81	322.00	Vertical	Horizontal	Pass
12724.350	-38.71	16.28	-13.0	-25.71	210.00	Vertical	Horizontal	Pass

9.2 LTE Band 2 BW3, Middle Channel

RSE-H&H LTE Band 2 BW3 CH18900



Frequency (MHz)	Result (dBm)	Factor (dB)	PK Limit (dBm)	Over Limit (dB)	Table (o)	ANT	EUT	Verdict
188.352	-70.85	-16.93	-13.0	-57.85	214.00	Horizontal	Horizontal	Pass
1879.700	-31.37	2.76	-13.0	-18.37	1.00	Horizontal	Horizontal	N/A
1960.100	-22.69	3.42	-13.0	-9.69	253.00	Horizontal	Horizontal	N/A
2932.300	-43.01	10.30	-13.0	-30.01	228.00	Horizontal	Horizontal	Pass
8000.000	-36.46	19.04	-13.0	-23.46	124.00	Horizontal	Horizontal	Pass
13576.500	-30.42	25.03	-13.0	-17.42	8.00	Horizontal	Horizontal	Pass

RSE-H&V LTE Band 2 BW3 CH18900



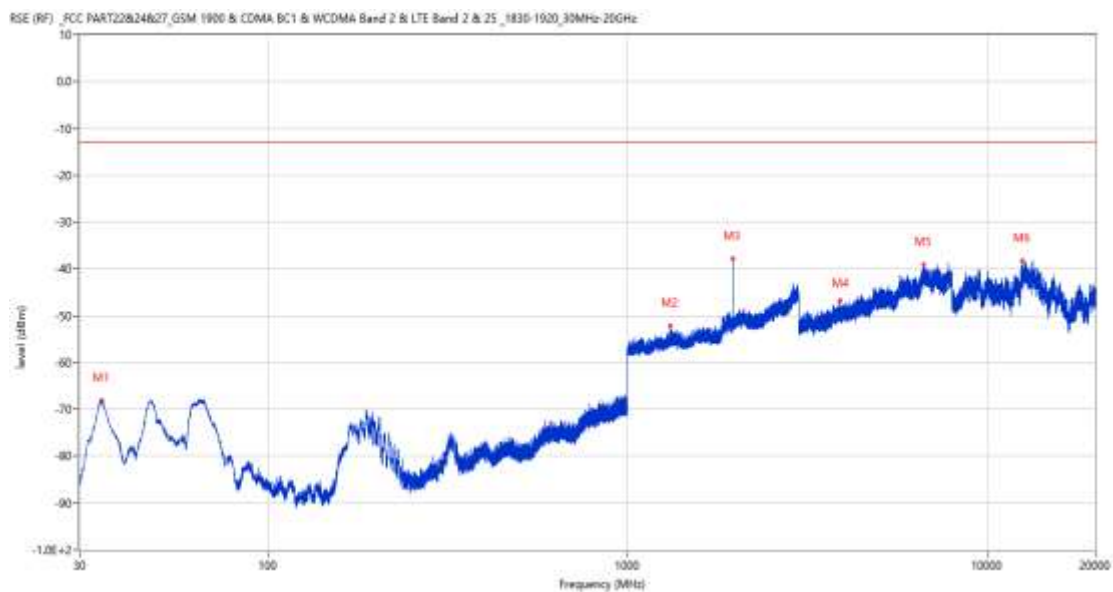
Frequency (MHz)	Result (dBm)	Factor (dB)	PK Limit (dBm)	Over Limit (dB)	Table (o)	ANT	EUT	Verdict
203.824	-67.10	-15.50	-13.0	-54.10	103.00	Horizontal	Vertical	Pass
1519.700	-52.42	-0.32	-13.0	-39.42	74.00	Horizontal	Vertical	Pass
1960.700	-18.76	2.80	-13.0	-5.76	174.00	Horizontal	Vertical	N/A
3758.000	-45.13	8.57	-13.0	-32.13	305.00	Horizontal	Vertical	Pass
6645.750	-39.10	15.20	-13.0	-26.10	338.00	Horizontal	Vertical	Pass
12502.287	-38.27	15.61	-13.0	-25.27	322.00	Horizontal	Vertical	Pass

RSE-V&V LTE Band 2 BW3 CH18900



Frequency (MHz)	Result (dBm)	Factor (dB)	PK Limit (dBm)	Over Limit (dB)	Table (o)	ANT	EUT	Verdict
61.185	-67.53	-16.88	-13.0	-54.53	284.00	Vertical	Vertical	Pass
1621.400	-52.10	0.11	-13.0	-39.10	99.00	Vertical	Vertical	Pass
1960.200	-25.67	2.80	-13.0	-12.67	314.00	Vertical	Vertical	N/A
4377.750	-45.28	9.14	-13.0	-32.28	288.00	Vertical	Vertical	Pass
6664.500	-38.79	14.69	-13.0	-25.79	112.00	Vertical	Vertical	Pass
12684.213	-38.45	16.27	-13.0	-25.45	363.00	Vertical	Vertical	Pass

RSE-V&H LTE Band 2 BW3 CH18900



Frequency (MHz)	Result (dBm)	Factor (dB)	PK Limit (dBm)	Over Limit (dB)	Table (o)	ANT	EUT	Verdict
34.462	-68.08	-23.08	-13.0	-55.08	19.00	Vertical	Horizontal	Pass
1314.000	-52.18	-0.45	-13.0	-39.18	-2.00	Vertical	Horizontal	Pass
1961.200	-37.89	2.87	-13.0	-24.89	186.00	Vertical	Horizontal	N/A
3893.000	-46.75	9.14	-13.0	-33.75	97.00	Vertical	Horizontal	Pass
6666.500	-39.06	14.70	-13.0	-26.06	360.00	Vertical	Horizontal	Pass
12497.776	-38.22	15.59	-13.0	-25.22	128.00	Vertical	Horizontal	Pass

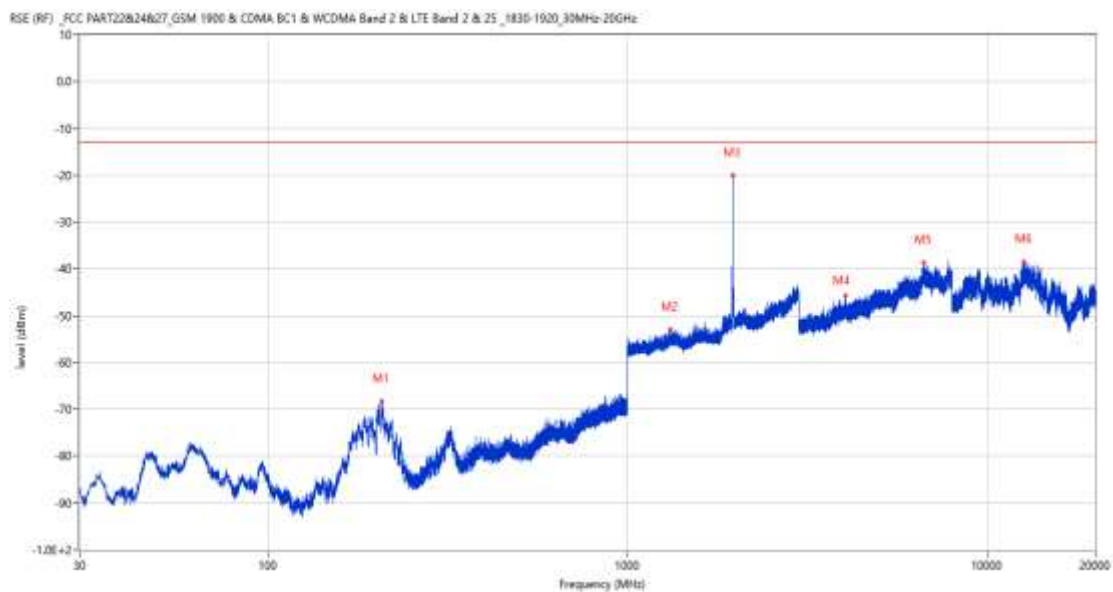
9.3 LTE Band 2 BW5, Middle Channel

RSE-H&H LTE Band 2 BW5 CH18900



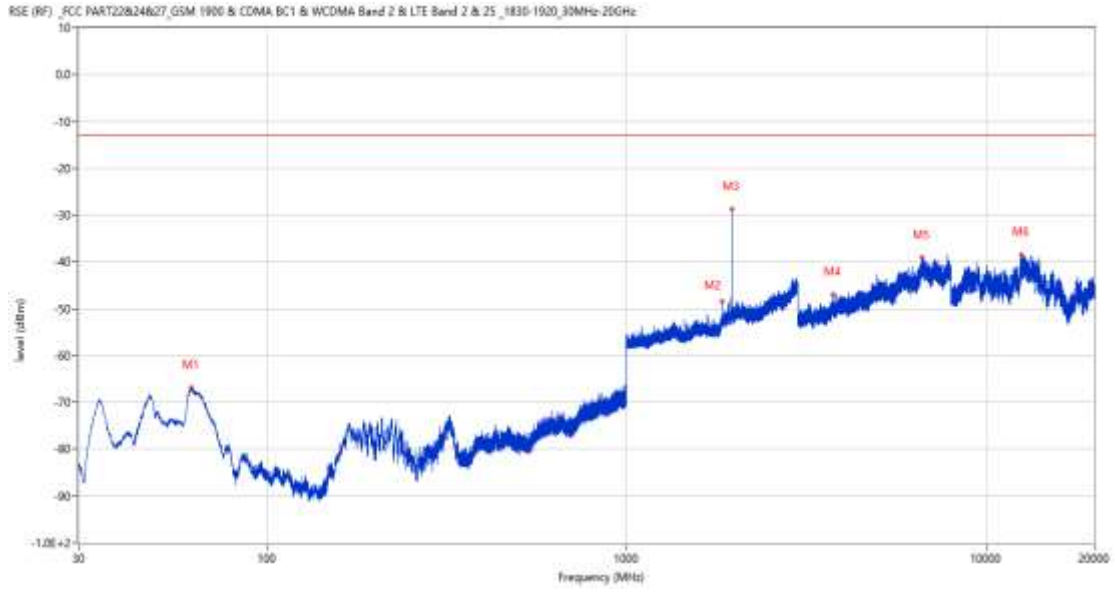
Frequency (MHz)	Result (dBm)	Factor (dB)	PK Limit (dBm)	Over Limit (dB)	Table (o)	ANT	EUT	Verdict
203.290	-65.64	-15.56	-13.0	-52.64	314.00	Horizontal	Horizontal	Pass
1323.800	-52.87	-0.33	-13.0	-39.87	238.00	Horizontal	Horizontal	Pass
1962.100	-24.68	3.05	-13.0	-11.68	117.00	Horizontal	Horizontal	N/A
3899.500	-46.61	9.23	-13.0	-33.61	66.00	Horizontal	Horizontal	Pass
6665.250	-39.04	14.69	-13.0	-26.04	77.00	Horizontal	Horizontal	Pass
13389.088	-37.85	16.31	-13.0	-24.85	165.00	Horizontal	Horizontal	Pass

RSE-H&V LTE Band 2 BW5 CH18900



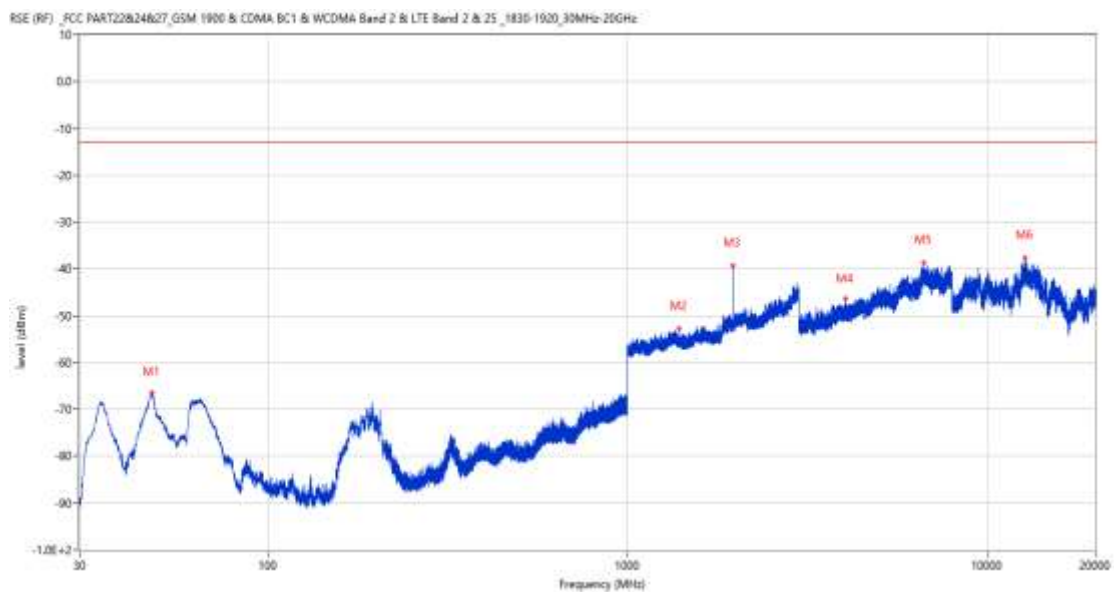
Frequency (MHz)	Result (dBm)	Factor (dB)	PK Limit (dBm)	Over Limit (dB)	Table (o)	ANT	EUT	Verdict
207.801	-68.26	-16.29	-13.0	-55.26	109.00	Horizontal	Vertical	Pass
1312.100	-53.02	-0.36	-13.0	-40.02	270.00	Horizontal	Vertical	Pass
1960.800	-19.98	2.80	-13.0	-6.98	175.00	Horizontal	Vertical	N/A
4032.750	-45.67	9.32	-13.0	-32.67	320.00	Horizontal	Vertical	Pass
6659.500	-38.77	14.85	-13.0	-25.77	222.00	Horizontal	Vertical	Pass
12645.500	-38.41	15.63	-13.0	-25.41	42.00	Horizontal	Vertical	Pass

RSE-V&V LTE Band 2 BW5 CH18900



Frequency (MHz)	Result (dBm)	Factor (dB)	PK Limit (dBm)	Over Limit (dB)	Table (o)	ANT	EUT	Verdict
61.719	-66.89	-16.92	-13.0	-53.89	288.00	Vertical	Vertical	Pass
1842.100	-48.47	2.35	-13.0	-35.47	74.00	Vertical	Vertical	N/A
1959.800	-28.73	2.77	-13.0	-15.73	310.00	Vertical	Vertical	N/A
3756.000	-46.97	8.38	-13.0	-33.97	41.00	Vertical	Vertical	Pass
6633.000	-39.06	14.93	-13.0	-26.06	164.00	Vertical	Vertical	Pass
12533.638	-38.51	14.97	-13.0	-25.51	135.00	Vertical	Vertical	Pass

RSE-V&H LTE Band 2 BW5 CH18900



Frequency (MHz)	Result (dBm)	Factor (dB)	PK Limit (dBm)	Over Limit (dB)	Table (o)	ANT	EUT	Verdict
47.654	-66.38	-17.00	-13.0	-53.38	68.00	Vertical	Horizontal	Pass
1395.400	-52.76	-0.90	-13.0	-39.76	220.00	Vertical	Horizontal	Pass
1960.000	-39.35	2.79	-13.0	-26.35	183.00	Vertical	Horizontal	N/A
4037.000	-46.25	9.25	-13.0	-33.25	102.00	Vertical	Horizontal	Pass
6680.750	-38.71	14.56	-13.0	-25.71	262.00	Vertical	Horizontal	Pass
12707.488	-37.70	16.46	-13.0	-24.70	345.00	Vertical	Horizontal	Pass

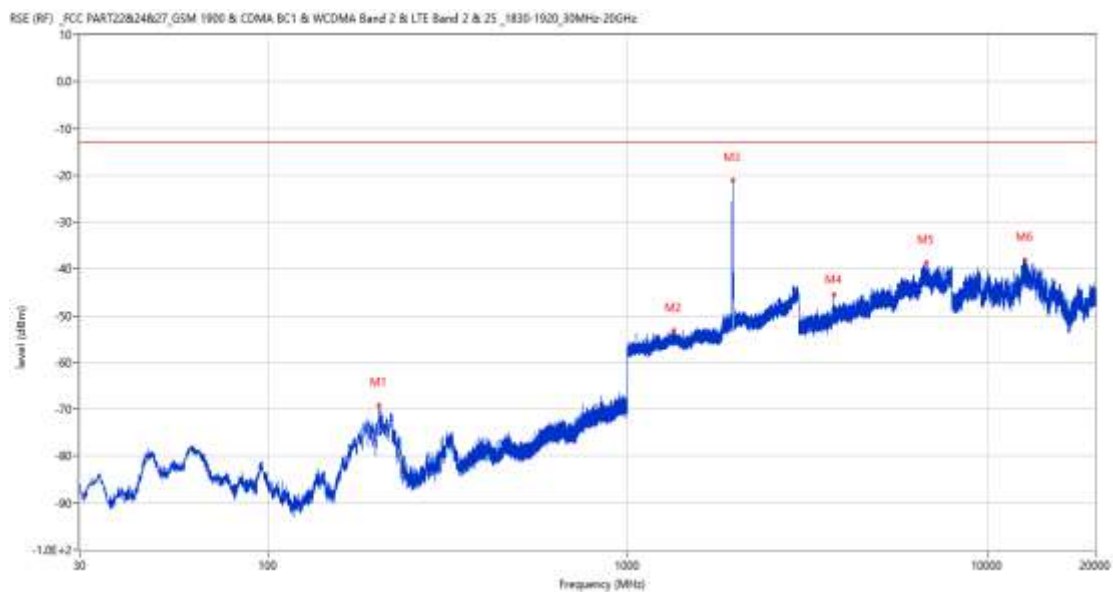
9.4 LTE Band 2 BW10, Middle Channel

RSE-H&H LTE Band 2 BW10 CH18900



Frequency (MHz)	Result (dBm)	Factor (dB)	PK Limit (dBm)	Over Limit (dB)	Table (o)	ANT	EUT	Verdict
203.921	-68.04	-15.49	-13.0	-55.04	328.00	Horizontal	Horizontal	Pass
1840.800	-47.27	2.33	-13.0	-34.27	70.00	Horizontal	Horizontal	N/A
1956.700	-25.19	2.83	-13.0	-12.19	112.00	Horizontal	Horizontal	N/A
3712.500	-46.98	7.76	-13.0	-33.98	259.00	Horizontal	Horizontal	Pass
6705.250	-38.50	15.49	-13.0	-25.50	112.00	Horizontal	Horizontal	Pass
12692.287	-38.00	16.41	-13.0	-25.00	212.00	Horizontal	Horizontal	Pass

RSE-H&V LTE Band 2 BW10 CH18900



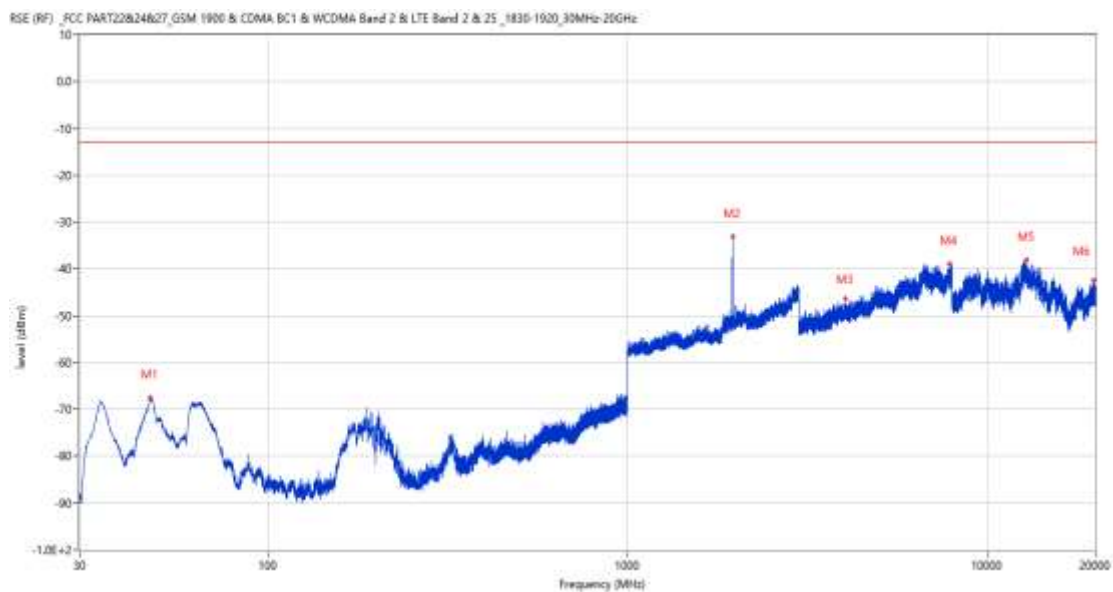
Frequency (MHz)	Result (dBm)	Factor (dB)	PK Limit (dBm)	Over Limit (dB)	Table (o)	ANT	EUT	Verdict
203.678	-69.23	-15.52	-13.0	-56.23	128.00	Horizontal	Vertical	Pass
1343.100	-53.18	-0.33	-13.0	-40.18	102.00	Horizontal	Vertical	Pass
1960.000	-21.04	2.79	-13.0	-8.04	165.00	Horizontal	Vertical	N/A
3751.750	-45.52	8.03	-13.0	-32.52	211.00	Horizontal	Vertical	Pass
6779.500	-38.68	14.32	-13.0	-25.68	156.00	Horizontal	Vertical	Pass
12712.475	-38.15	16.41	-13.0	-25.15	56.00	Horizontal	Vertical	Pass

RSE-V&V LTE Band 2 BW10 CH18900



Frequency (MHz)	Result (dBm)	Factor (dB)	PK Limit (dBm)	Over Limit (dB)	Table (o)	ANT	EUT	Verdict
47.266	-68.58	-16.86	-13.0	-55.58	-3.00	Vertical	Vertical	Pass
1839.900	-46.83	2.32	-13.0	-33.83	-2.00	Vertical	Vertical	N/A
1959.700	-29.78	2.77	-13.0	-16.78	315.00	Vertical	Vertical	N/A
3866.500	-46.31	8.68	-13.0	-33.31	329.00	Vertical	Vertical	Pass
6697.000	-38.64	15.20	-13.0	-25.64	273.00	Vertical	Vertical	Pass
12681.600	-38.43	16.22	-13.0	-25.43	95.00	Vertical	Vertical	Pass

RSE-V&H LTE Band 2 BW10 CH18900



Frequency (MHz)	Result (dBm)	Factor (dB)	PK Limit (dBm)	Over Limit (dB)	Table (o)	ANT	EUT	Verdict
47.218	-67.49	-16.85	-13.0	-54.49	111.00	Vertical	Horizontal	Pass
1962.100	-33.08	3.05	-13.0	-20.08	188.00	Vertical	Horizontal	N/A
4046.250	-46.38	9.26	-13.0	-33.38	259.00	Vertical	Horizontal	Pass
7834.750	-38.86	15.31	-13.0	-25.86	143.00	Vertical	Horizontal	Pass
12867.088	-38.15	15.82	-13.0	-25.15	346.00	Vertical	Horizontal	Pass
19738.276	-42.46	10.84	-13.0	-29.46	323.00	Vertical	Horizontal	Pass

9.5 LTE Band 2 BW15, Middle Channel

RSE-H&H LTE Band 2 BW15 CH18900



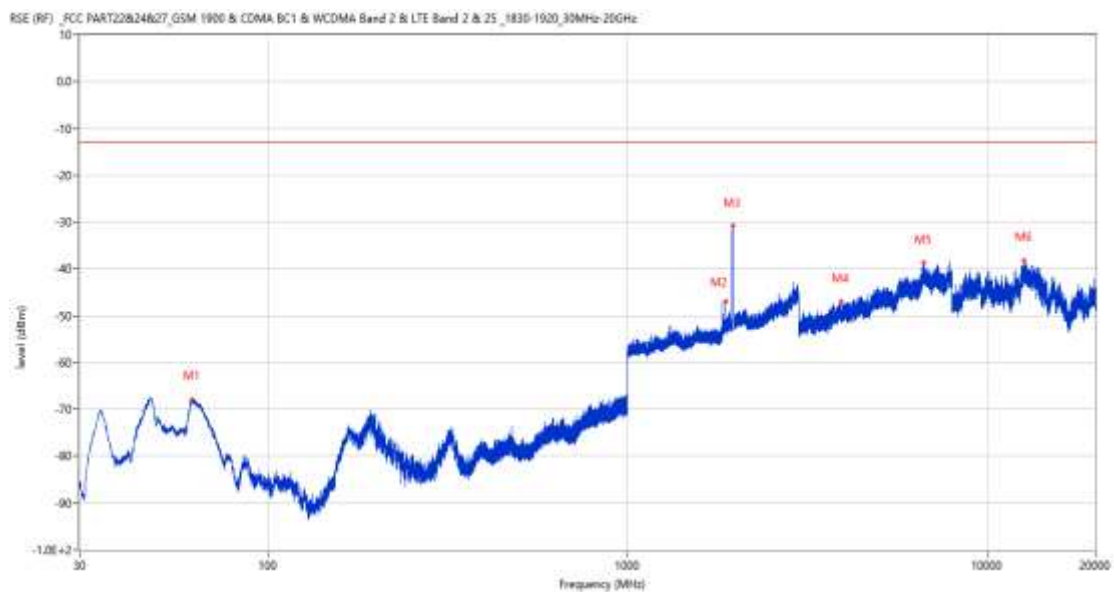
Frequency (MHz)	Result (dBm)	Factor (dB)	PK Limit (dBm)	Over Limit (dB)	Table (o)	ANT	EUT	Verdict
201.787	-68.59	-15.93	-13.0	-55.59	320.00	Horizontal	Horizontal	Pass
1839.400	-42.24	2.29	-13.0	-29.24	83.00	Horizontal	Horizontal	N/A
1966.800	-24.39	2.94	-13.0	-11.39	121.00	Horizontal	Horizontal	N/A
3869.000	-46.50	8.69	-13.0	-33.50	78.00	Horizontal	Horizontal	Pass
6660.250	-38.45	14.79	-13.0	-25.45	322.00	Horizontal	Horizontal	Pass
12921.825	-38.23	16.18	-13.0	-25.23	255.00	Horizontal	Horizontal	Pass

RSE-H&V LTE Band 2 BW15 CH18900



Frequency (MHz)	Result (dBm)	Factor (dB)	PK Limit (dBm)	Over Limit (dB)	Table (o)	ANT	EUT	Verdict
194.318	-69.03	-15.94	-13.0	-56.03	99.00	Horizontal	Vertical	Pass
1344.700	-52.23	-0.16	-13.0	-39.23	187.00	Horizontal	Vertical	Pass
1957.000	-24.44	2.88	-13.0	-11.44	175.00	Horizontal	Vertical	N/A
3880.500	-46.33	9.00	-13.0	-33.33	0.00	Horizontal	Vertical	Pass
6606.750	-39.09	14.33	-13.0	-26.09	77.00	Horizontal	Vertical	Pass
12532.924	-38.89	14.99	-13.0	-25.89	278.00	Horizontal	Vertical	Pass

RSE-V&V LTE Band 2 BW15 CH18900



Frequency (MHz)	Result (dBm)	Factor (dB)	PK Limit (dBm)	Over Limit (dB)	Table (o)	ANT	EUT	Verdict
61.574	-67.94	-16.91	-13.0	-54.94	292.00	Vertical	Vertical	Pass
1874.100	-47.02	2.73	-13.0	-34.02	361.00	Vertical	Vertical	N/A
1959.600	-30.79	2.76	-13.0	-17.79	301.00	Vertical	Vertical	N/A
3921.000	-47.03	9.14	-13.0	-34.03	360.00	Vertical	Vertical	Pass
6661.250	-38.66	14.75	-13.0	-25.66	132.00	Vertical	Vertical	Pass
12650.013	-38.31	15.67	-13.0	-25.31	79.00	Vertical	Vertical	Pass

RSE-V&H LTE Band 2 BW15 CH18900



Frequency (MHz)	Result (dBm)	Factor (dB)	PK Limit (dBm)	Over Limit (dB)	Table (o)	ANT	EUT	Verdict
47.605	-67.55	-16.98	-13.0	-54.55	134.00	Vertical	Horizontal	Pass
1273.300	-52.33	-0.99	-13.0	-39.33	26.00	Vertical	Horizontal	Pass
1963.900	-39.18	2.98	-13.0	-26.18	196.00	Vertical	Horizontal	N/A
3899.500	-46.46	9.23	-13.0	-33.46	353.00	Vertical	Horizontal	Pass
6653.000	-38.48	15.01	-13.0	-25.48	153.00	Vertical	Horizontal	Pass
12692.525	-38.51	16.41	-13.0	-25.51	142.00	Vertical	Horizontal	Pass

9.6 LTE Band 2 BW20, Middle Channel

RSE-H&H LTE Band 2 BW20 CH18900



Frequency (MHz)	Result (dBm)	Factor (dB)	PK Limit (dBm)	Over Limit (dB)	Table (o)	ANT	EUT	Verdict
203.872	-65.91	-15.50	-13.0	-52.91	315.00	Horizontal	Horizontal	Pass
1871.800	-45.67	2.70	-13.0	-32.67	73.00	Horizontal	Horizontal	N/A
1967.700	-26.28	2.84	-13.0	-13.28	116.00	Horizontal	Horizontal	N/A
4045.500	-46.27	9.29	-13.0	-33.27	-1.00	Horizontal	Horizontal	Pass
6709.500	-39.37	15.62	-13.0	-26.37	346.00	Horizontal	Horizontal	Pass
12852.588	-38.57	15.40	-13.0	-25.57	269.00	Horizontal	Horizontal	Pass

RSE-H&V LTE Band 2 BW20 CH18900



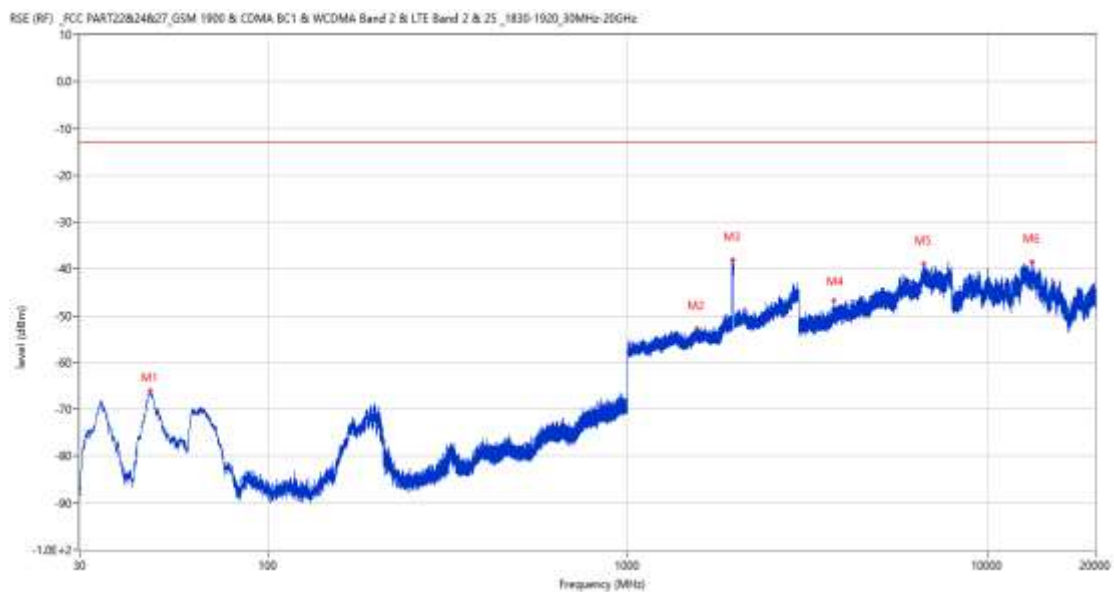
Frequency (MHz)	Result (dBm)	Factor (dB)	PK Limit (dBm)	Over Limit (dB)	Table (o)	ANT	EUT	Verdict
188.983	-69.52	-16.41	-13.0	-56.52	302.00	Horizontal	Vertical	Pass
1440.100	-53.10	-1.27	-13.0	-40.10	5.00	Horizontal	Vertical	Pass
1954.600	-25.61	3.06	-13.0	-12.61	173.00	Horizontal	Vertical	N/A
3755.000	-47.16	8.27	-13.0	-34.16	164.00	Horizontal	Vertical	Pass
7794.750	-38.54	15.70	-13.0	-25.54	301.00	Horizontal	Vertical	Pass
12695.850	-38.02	16.47	-13.0	-25.02	13.00	Horizontal	Vertical	Pass

RSE-V&V LTE Band 2 BW20 CH18900



Frequency (MHz)	Result (dBm)	Factor (dB)	PK Limit (dBm)	Over Limit (dB)	Table (o)	ANT	EUT	Verdict
47.072	-67.14	-16.80	-13.0	-54.14	91.00	Vertical	Vertical	Pass
1871.600	-45.91	2.70	-13.0	-32.91	356.00	Vertical	Vertical	N/A
1955.000	-34.29	3.02	-13.0	-21.29	313.00	Vertical	Vertical	N/A
3720.500	-46.46	7.89	-13.0	-33.46	208.00	Vertical	Vertical	Pass
7201.000	-39.01	14.74	-13.0	-26.01	330.00	Vertical	Vertical	Pass
12673.526	-38.20	16.08	-13.0	-25.20	40.00	Vertical	Vertical	Pass

RSE-V&H LTE Band 2 BW20 CH18900

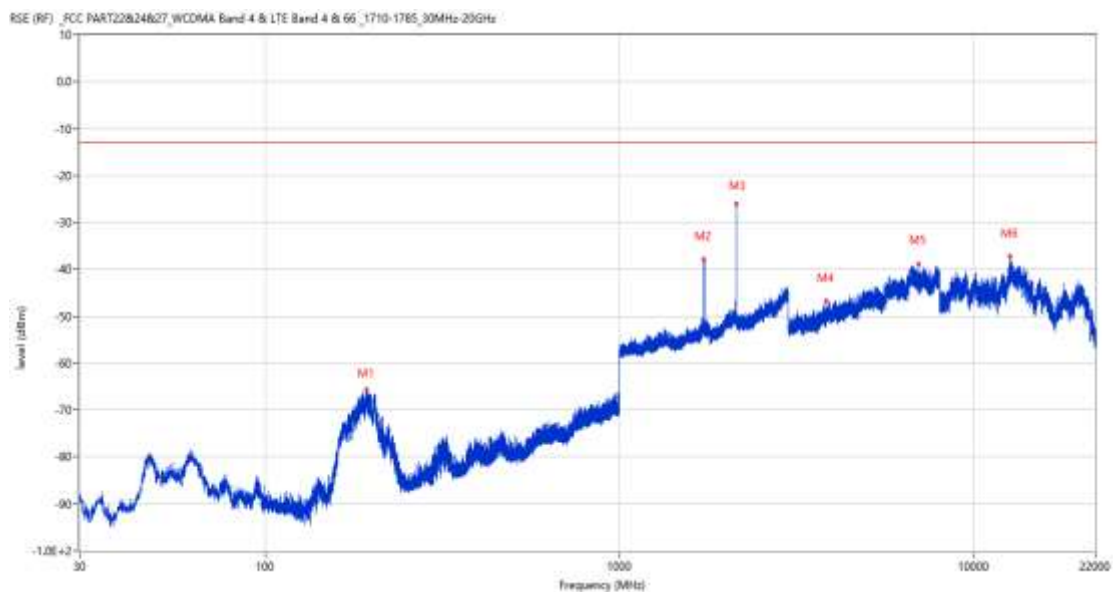


Frequency (MHz)	Result (dBm)	Factor (dB)	PK Limit (dBm)	Over Limit (dB)	Table (o)	ANT	EUT	Verdict
47.120	-66.08	-16.81	-13.0	-53.08	250.00	Vertical	Horizontal	Pass
1555.100	-52.82	0.19	-13.0	-39.82	197.00	Vertical	Horizontal	Pass
1957.300	-38.10	2.96	-13.0	-25.10	184.00	Vertical	Horizontal	N/A
3742.500	-46.75	7.52	-13.0	-33.75	105.00	Vertical	Horizontal	Pass
6655.500	-38.92	15.04	-13.0	-25.92	41.00	Vertical	Horizontal	Pass
13361.901	-38.52	16.22	-13.0	-25.52	324.00	Vertical	Horizontal	Pass

10 LTE Band 4

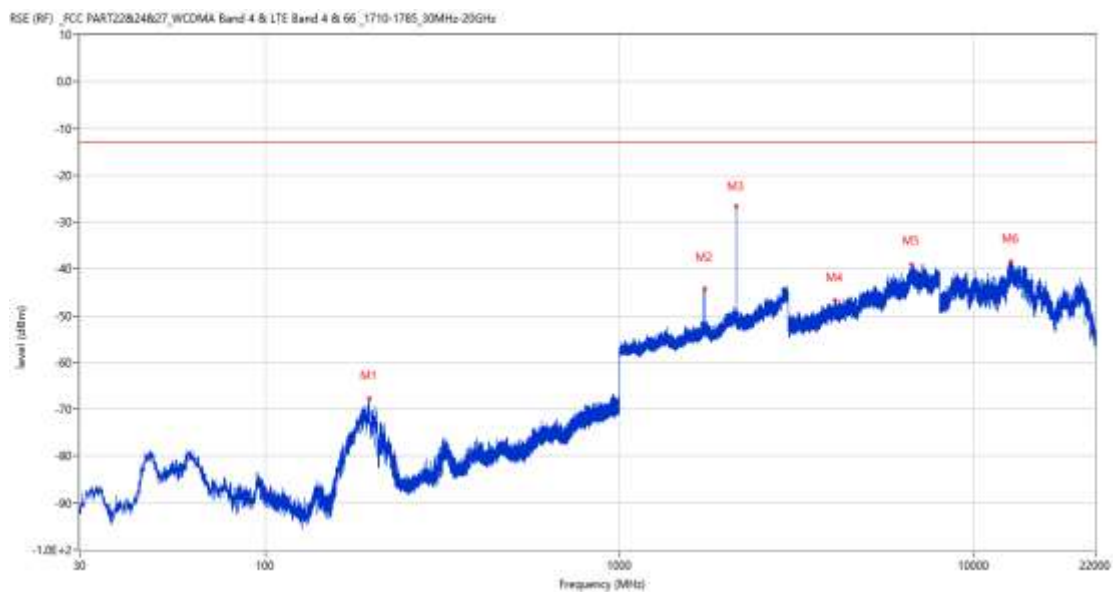
10.1 LTE Band 4 BW1.4, Middle Channel

RSE-H&H LTE Band 4 BW1.4 CH20175



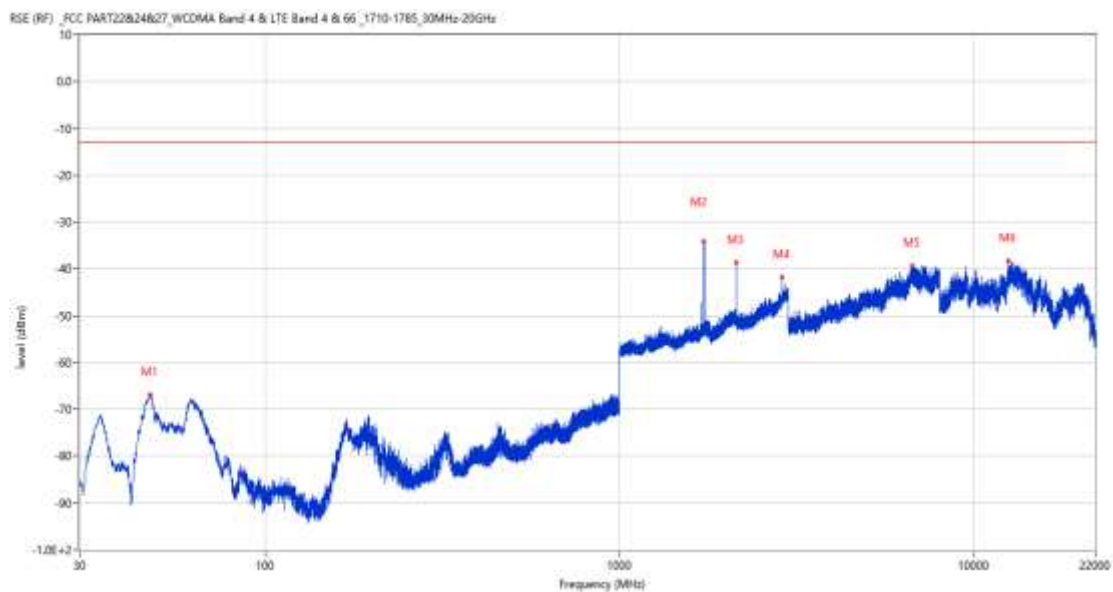
Frequency (MHz)	Result (dBm)	Factor (dB)	PK Limit (dBm)	Over Limit (dB)	Table (o)	ANT	EUT	Verdict
193.300	-65.60	-16.08	-13.0	-52.60	134.00	Horizontal	Horizontal	Pass
1732.800	-37.85	2.02	-13.0	-24.85	80.00	Horizontal	Horizontal	N/A
2133.300	-26.12	3.96	-13.0	-13.12	124.00	Horizontal	Horizontal	N/A
3833.500	-46.71	7.69	-13.0	-33.71	19.00	Horizontal	Horizontal	Pass
6957.000	-38.93	13.71	-13.0	-25.93	162.00	Horizontal	Horizontal	Pass
12652.625	-37.32	15.72	-13.0	-24.32	-3.00	Horizontal	Horizontal	Pass

RSE-H&V LTE Band 4 BW1.4 CH20175



Frequency (MHz)	Result (dBm)	Factor (dB)	PK Limit (dBm)	Over Limit (dB)	Table (o)	ANT	EUT	Verdict
196.792	-67.61	-15.93	-13.0	-54.61	99.00	Horizontal	Vertical	Pass
1732.900	-44.34	2.02	-13.0	-31.34	305.00	Horizontal	Vertical	N/A
2133.500	-26.73	3.95	-13.0	-13.73	193.00	Horizontal	Vertical	N/A
4043.500	-46.82	9.28	-13.0	-33.82	57.00	Horizontal	Vertical	Pass
6668.750	-39.15	14.65	-13.0	-26.15	166.00	Horizontal	Vertical	Pass
12737.412	-38.50	16.14	-13.0	-25.50	226.00	Horizontal	Vertical	Pass

RSE-V&V LTE Band 4 BW1.4 CH20175



Frequency (MHz)	Result (dBm)	Factor (dB)	PK Limit (dBm)	Over Limit (dB)	Table (o)	ANT	EUT	Verdict
47.266	-66.91	-16.86	-13.0	-53.91	102.00	Vertical	Vertical	Pass
1732.800	-34.09	2.02	-13.0	-21.09	103.00	Vertical	Vertical	N/A
2133.000	-38.75	3.97	-13.0	-25.75	353.00	Vertical	Vertical	N/A
2876.500	-41.73	10.47	-13.0	-28.73	359.00	Vertical	Vertical	Pass
6684.000	-39.41	14.62	-13.0	-26.41	159.00	Vertical	Vertical	Pass
12510.599	-38.34	15.44	-13.0	-25.34	321.00	Vertical	Vertical	Pass

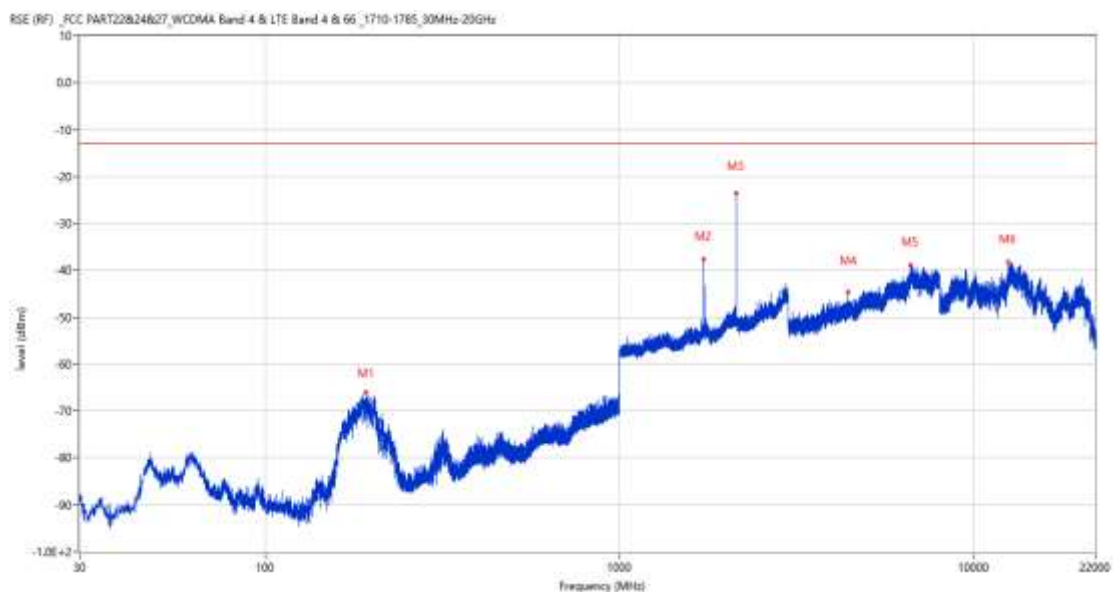
RSE-V&H LTE Band 4 BW1.4 CH20175



Frequency (MHz)	Result (dBm)	Factor (dB)	PK Limit (dBm)	Over Limit (dB)	Table (o)	ANT	EUT	Verdict
47.363	-67.21	-16.90	-13.0	-54.21	73.00	Vertical	Horizontal	Pass
1732.800	-46.21	2.02	-13.0	-33.21	299.00	Vertical	Horizontal	N/A
2133.100	-43.32	3.97	-13.0	-30.32	225.00	Vertical	Horizontal	N/A
4269.500	-45.58	8.71	-13.0	-32.58	164.00	Vertical	Horizontal	Pass
6654.750	-37.99	14.93	-13.0	-24.99	164.00	Vertical	Horizontal	Pass
12811.513	-37.96	15.71	-13.0	-24.96	154.00	Vertical	Horizontal	Pass

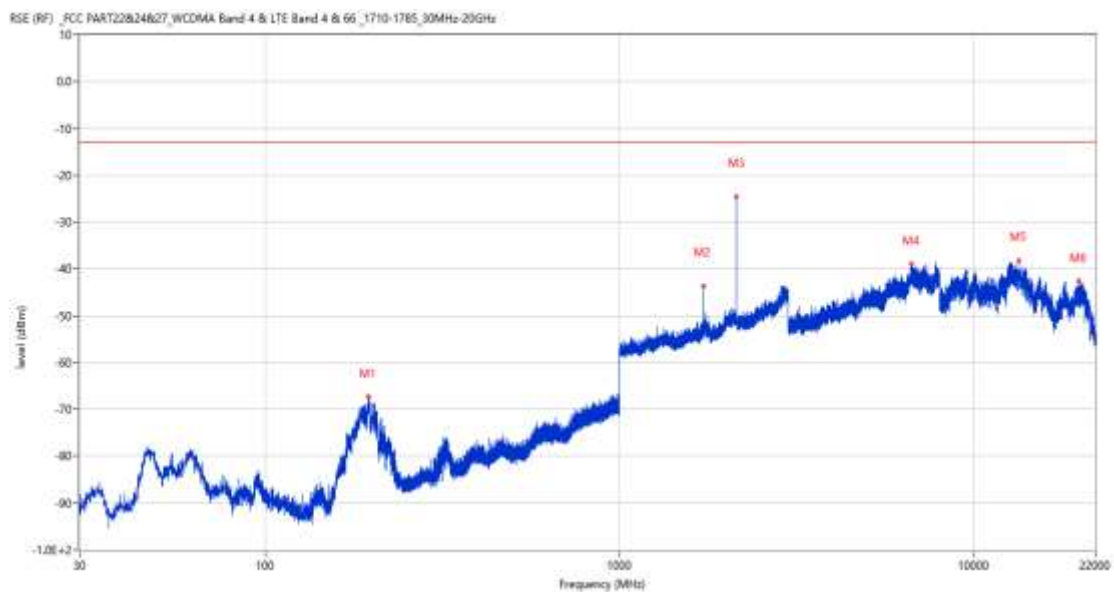
10.2 LTE Band 4 BW3, Middle Channel

RSE-H&H LTE Band 4 BW3 CH20175



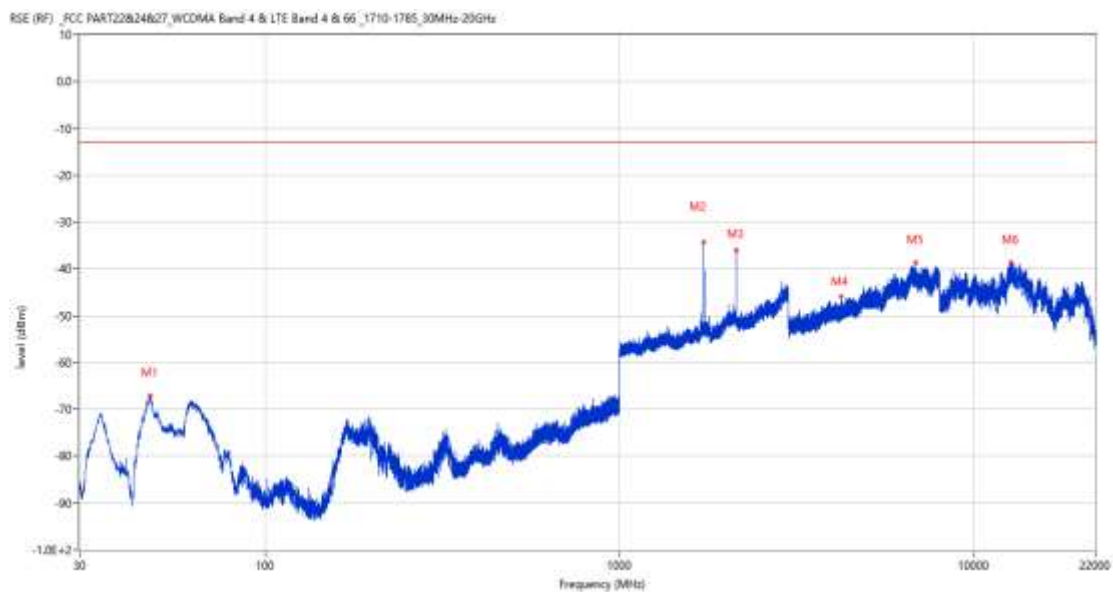
Frequency (MHz)	Result (dBm)	Factor (dB)	PK Limit (dBm)	Over Limit (dB)	Table (o)	ANT	EUT	Verdict
192.232	-66.02	-16.10	-13.0	-53.02	103.00	Horizontal	Horizontal	Pass
1732.000	-37.73	2.02	-13.0	-24.73	75.00	Horizontal	Horizontal	N/A
2132.700	-23.65	3.98	-13.0	-10.65	125.00	Horizontal	Horizontal	N/A
4410.250	-44.59	9.25	-13.0	-31.59	296.00	Horizontal	Horizontal	Pass
6639.250	-38.98	15.07	-13.0	-25.98	219.00	Horizontal	Horizontal	Pass
12504.188	-38.32	15.57	-13.0	-25.32	323.00	Horizontal	Horizontal	Pass

RSE-H&V LTE Band 4 BW3 CH20175



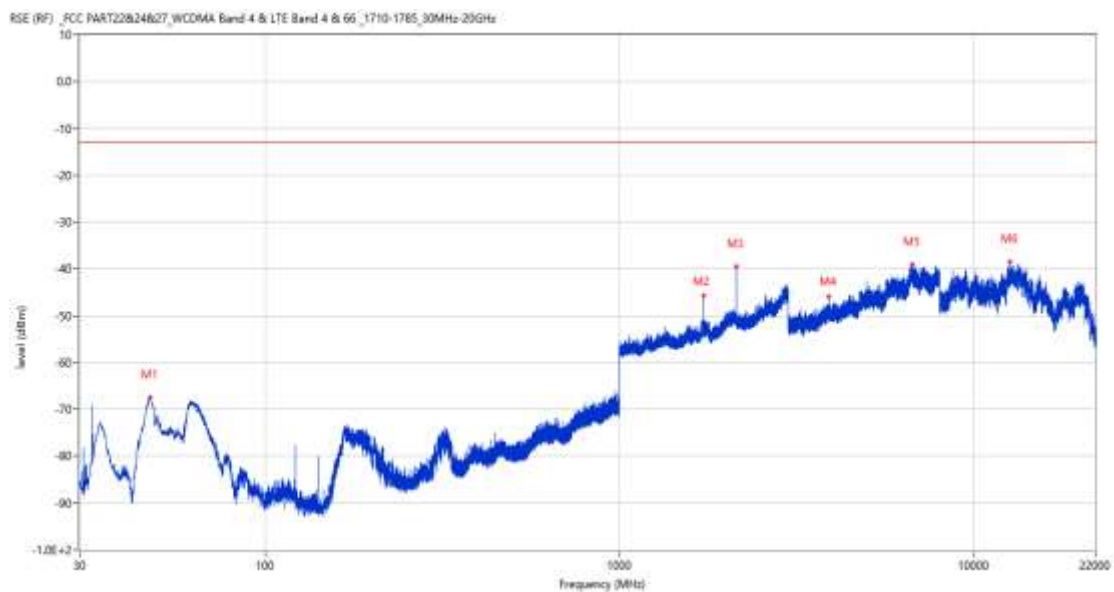
Frequency (MHz)	Result (dBm)	Factor (dB)	PK Limit (dBm)	Over Limit (dB)	Table (o)	ANT	EUT	Verdict
196.064	-67.35	-15.89	-13.0	-54.35	109.00	Horizontal	Vertical	Pass
1732.200	-43.63	2.02	-13.0	-30.63	316.00	Horizontal	Vertical	N/A
2133.400	-24.68	3.95	-13.0	-11.68	181.00	Horizontal	Vertical	N/A
6673.000	-38.83	14.60	-13.0	-25.83	208.00	Horizontal	Vertical	Pass
13379.925	-38.32	16.28	-13.0	-25.32	16.00	Horizontal	Vertical	Pass
19739.763	-42.67	10.84	-13.0	-29.67	232.00	Horizontal	Vertical	Pass

RSE-V&V LTE Band 4 BW3 CH20175



Frequency (MHz)	Result (dBm)	Factor (dB)	PK Limit (dBm)	Over Limit (dB)	Table (o)	ANT	EUT	Verdict
47.363	-67.06	-16.90	-13.0	-54.06	73.00	Vertical	Vertical	Pass
1731.900	-34.37	2.02	-13.0	-21.37	119.00	Vertical	Vertical	N/A
2133.600	-35.89	3.95	-13.0	-22.89	359.00	Vertical	Vertical	N/A
4223.750	-45.84	8.76	-13.0	-32.84	0.00	Vertical	Vertical	Pass
6865.000	-38.61	14.13	-13.0	-25.61	219.00	Vertical	Vertical	Pass
12696.800	-38.78	16.48	-13.0	-25.78	42.00	Vertical	Vertical	Pass

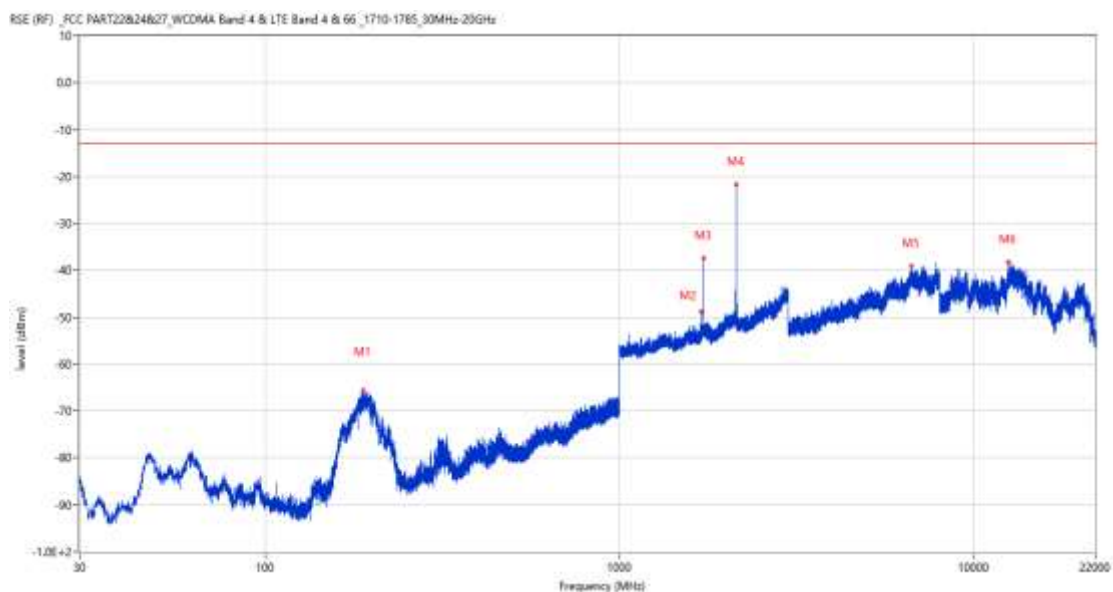
RSE-V&H LTE Band 4 BW3 CH20175



Frequency (MHz)	Result (dBm)	Factor (dB)	PK Limit (dBm)	Over Limit (dB)	Table (o)	ANT	EUT	Verdict
47.363	-67.38	-16.90	-13.0	-54.38	56.00	Vertical	Horizontal	Pass
1732.000	-45.81	2.02	-13.0	-32.81	278.00	Vertical	Horizontal	N/A
2133.900	-39.49	4.00	-13.0	-26.49	210.00	Vertical	Horizontal	N/A
3888.000	-45.98	9.08	-13.0	-32.98	75.00	Vertical	Horizontal	Pass
6710.500	-39.15	15.68	-13.0	-26.15	296.00	Vertical	Horizontal	Pass
12649.775	-38.45	15.67	-13.0	-25.45	77.00	Vertical	Horizontal	Pass

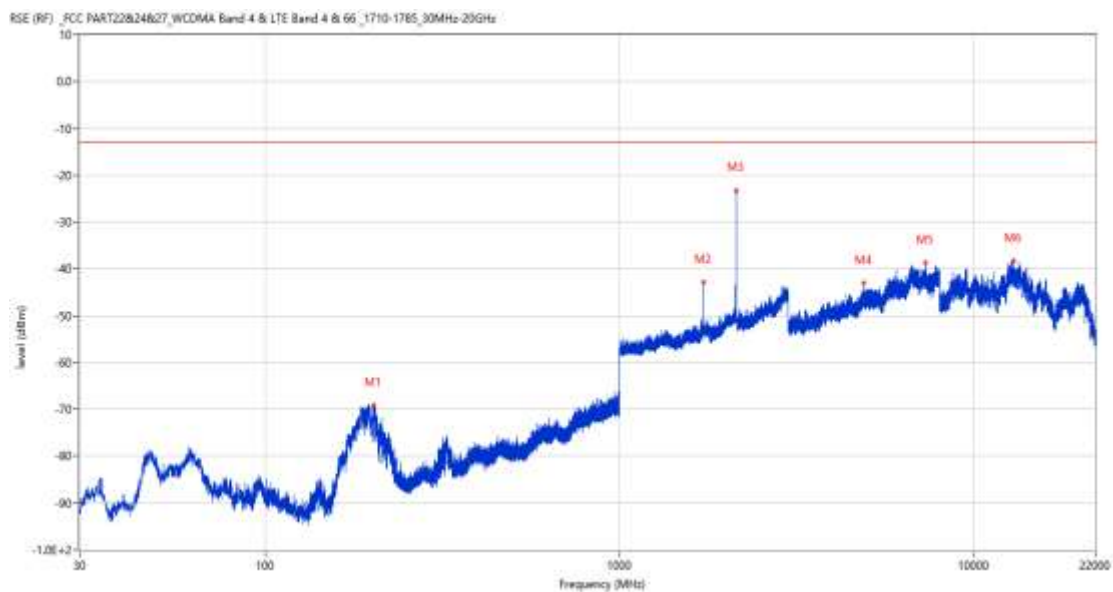
10.3 LTE Band 4 BW5, Middle Channel

RSE-H&H LTE Band 4 BW5 CH20175



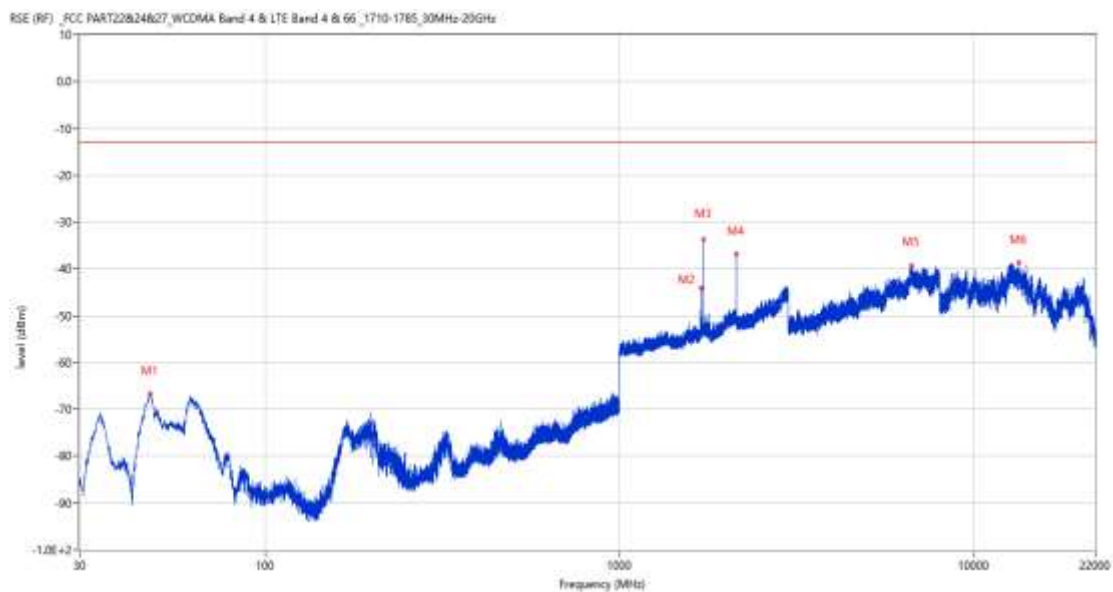
Frequency (MHz)	Result (dBm)	Factor (dB)	PK Limit (dBm)	Over Limit (dB)	Table (o)	ANT	EUT	Verdict
188.886	-65.71	-16.43	-13.0	-52.71	144.00	Horizontal	Horizontal	Pass
1696.000	-48.86	0.91	-13.0	-35.86	172.00	Horizontal	Horizontal	Pass
1731.000	-37.51	2.02	-13.0	-24.51	316.00	Horizontal	Horizontal	N/A
2131.600	-21.73	3.94	-13.0	-8.73	126.00	Horizontal	Horizontal	N/A
6667.000	-39.19	14.62	-13.0	-26.19	31.00	Horizontal	Horizontal	Pass
12502.525	-38.30	15.61	-13.0	-25.30	131.00	Horizontal	Horizontal	Pass

RSE-H&V LTE Band 4 BW5 CH20175



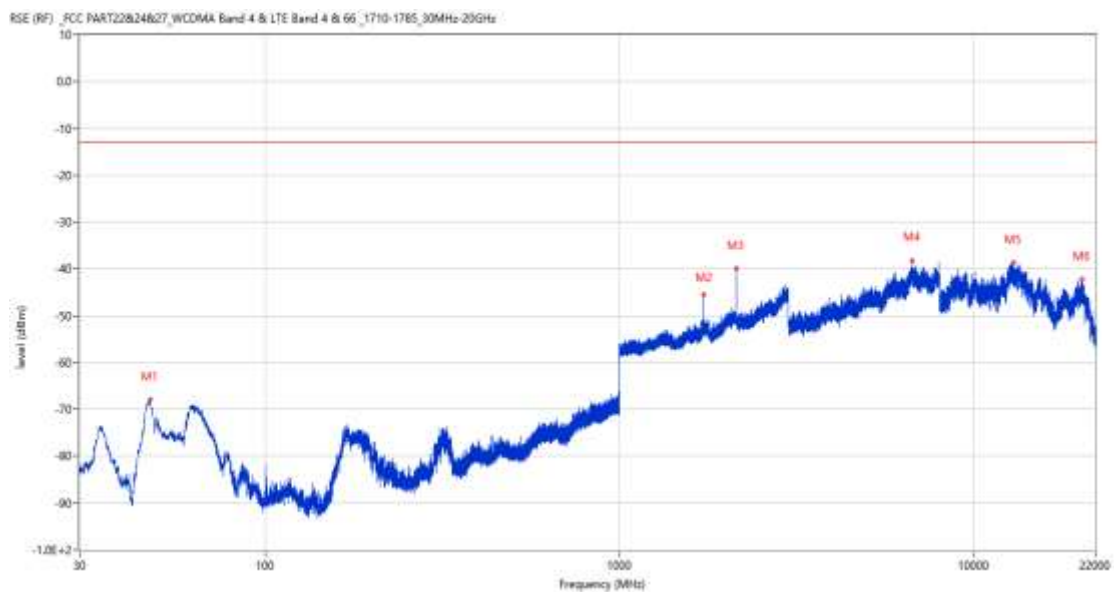
Frequency (MHz)	Result (dBm)	Factor (dB)	PK Limit (dBm)	Over Limit (dB)	Table (o)	ANT	EUT	Verdict
202.417	-69.14	-15.75	-13.0	-56.14	122.00	Horizontal	Vertical	Pass
1731.300	-42.75	2.02	-13.0	-29.75	309.00	Horizontal	Vertical	N/A
2133.700	-23.32	3.97	-13.0	-10.32	194.00	Horizontal	Vertical	N/A
4880.500	-43.08	10.57	-13.0	-30.08	21.00	Horizontal	Vertical	Pass
7278.750	-38.67	14.47	-13.0	-25.67	316.00	Horizontal	Vertical	Pass
12898.925	-38.37	16.73	-13.0	-25.37	128.00	Horizontal	Vertical	Pass

RSE-V&V LTE Band 4 BW5 CH20175



Frequency (MHz)	Result (dBm)	Factor (dB)	PK Limit (dBm)	Over Limit (dB)	Table (o)	ANT	EUT	Verdict
47.315	-66.75	-16.88	-13.0	-53.75	51.00	Vertical	Vertical	Pass
1699.700	-44.05	1.79	-13.0	-31.05	362.00	Vertical	Vertical	N/A
1731.100	-33.79	2.02	-13.0	-20.79	83.00	Vertical	Vertical	N/A
2134.700	-36.84	4.04	-13.0	-23.84	359.00	Vertical	Vertical	Pass
6657.250	-39.33	14.93	-13.0	-26.33	173.00	Vertical	Vertical	Pass
13401.201	-38.69	16.34	-13.0	-25.69	205.00	Vertical	Vertical	Pass

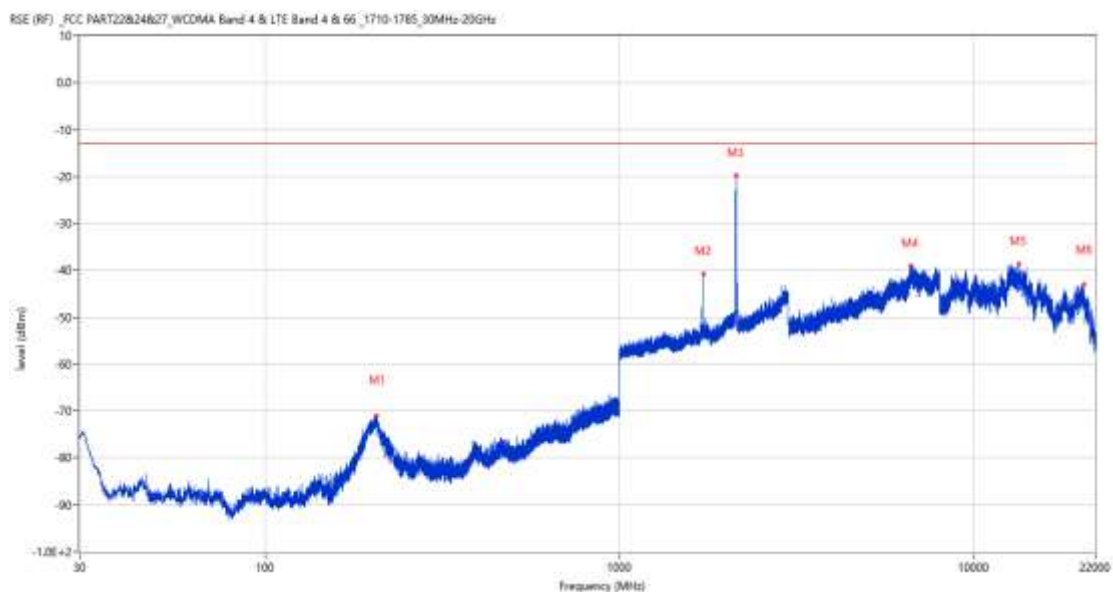
RSE-V&H LTE Band 4 BW5 CH20175



Frequency (MHz)	Result (dBm)	Factor (dB)	PK Limit (dBm)	Over Limit (dB)	Table (o)	ANT	EUT	Verdict
47.315	-67.93	-16.88	-13.0	-54.93	39.00	Vertical	Horizontal	Pass
1731.100	-45.60	2.02	-13.0	-32.60	307.00	Vertical	Horizontal	N/A
2133.900	-39.96	4.00	-13.0	-26.96	220.00	Vertical	Horizontal	N/A
6703.750	-38.22	15.51	-13.0	-25.22	209.00	Vertical	Horizontal	Pass
12900.775	-38.72	16.74	-13.0	-25.72	248.00	Vertical	Horizontal	Pass
20233.251	-42.29	11.10	-13.0	-29.29	-3.00	Vertical	Horizontal	Pass

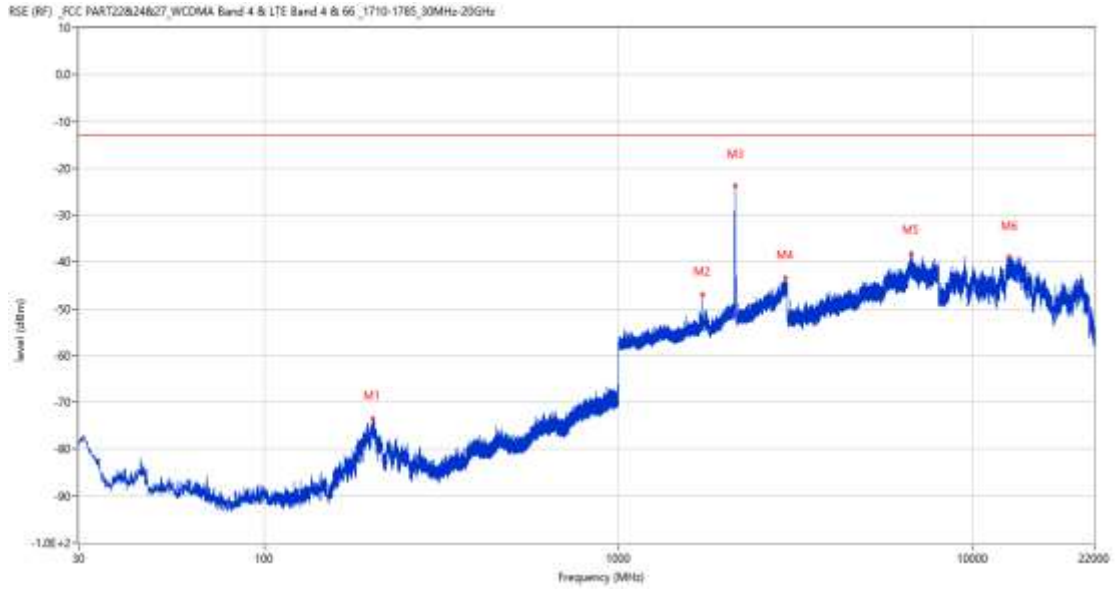
10.4 LTE Band 4 BW10, Middle Channel

RSE-H&H LTE Band 4 BW10 CH20175



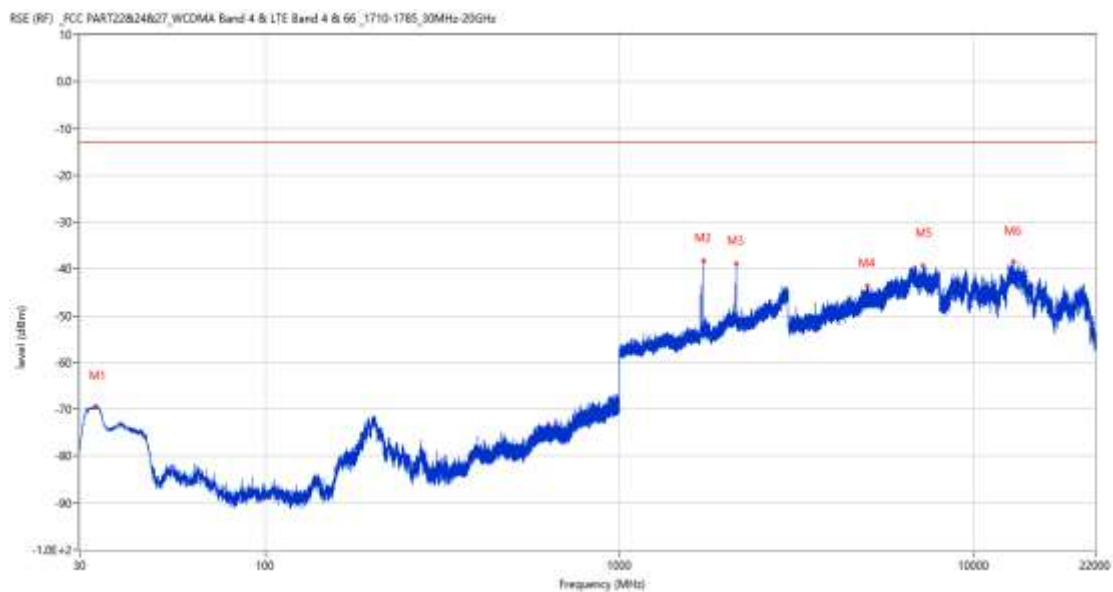
Frequency (MHz)	Result (dBm)	Factor (dB)	PK Limit (dBm)	Over Limit (dB)	Table (o)	ANT	EUT	Verdict
205.522	-71.03	-16.17	-13.0	-58.03	303.00	Horizontal	Horizontal	Pass
1728.800	-40.81	2.02	-13.0	-27.81	66.00	Horizontal	Horizontal	N/A
2133.600	-19.76	3.95	-13.0	-6.76	104.00	Horizontal	Horizontal	N/A
6640.500	-39.15	15.03	-13.0	-26.15	249.00	Horizontal	Horizontal	Pass
13373.912	-38.71	16.26	-13.0	-25.71	233.00	Horizontal	Horizontal	Pass
20385.413	-43.00	11.18	-13.0	-30.00	14.00	Horizontal	Horizontal	Pass

RSE-H&V LTE Band 4 BW10 CH20175



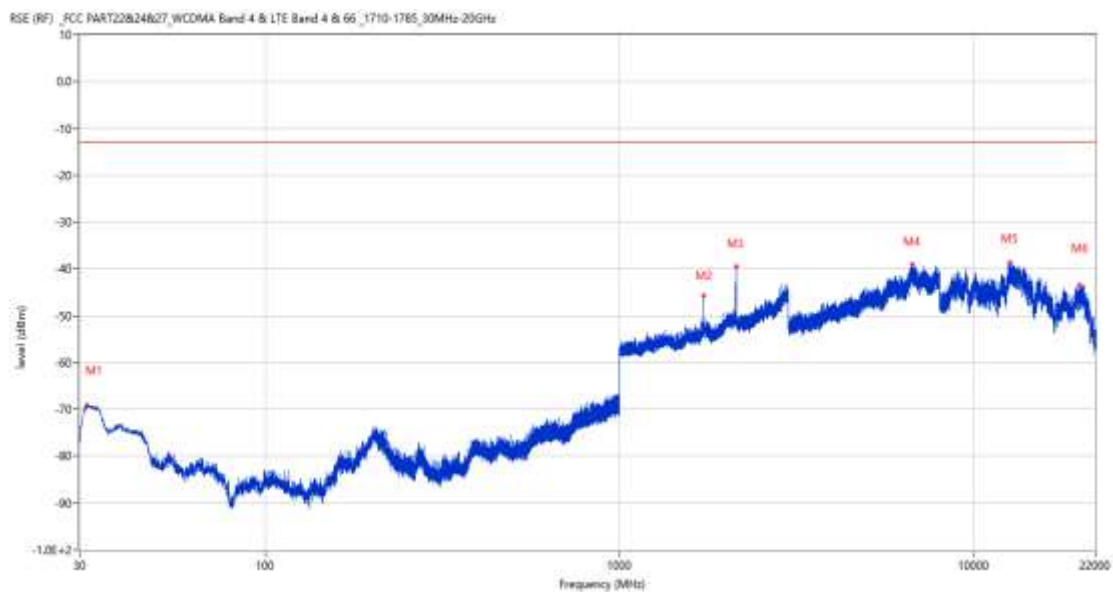
Frequency (MHz)	Result (dBm)	Factor (dB)	PK Limit (dBm)	Over Limit (dB)	Table (o)	ANT	EUT	Verdict
202.369	-73.57	-15.76	-13.0	-60.57	308.00	Horizontal	Vertical	Pass
1729.000	-46.98	2.02	-13.0	-33.98	281.00	Horizontal	Vertical	N/A
2135.300	-23.81	3.94	-13.0	-10.81	123.00	Horizontal	Vertical	N/A
2960.600	-43.52	11.46	-13.0	-30.52	242.00	Horizontal	Vertical	Pass
6697.250	-38.33	15.22	-13.0	-25.33	182.00	Horizontal	Vertical	Pass
12667.588	-38.80	15.98	-13.0	-25.80	249.00	Horizontal	Vertical	Pass

RSE-V&H LTE Band 4 BW10 CH20175



Frequency (MHz)	Result (dBm)	Factor (dB)	PK Limit (dBm)	Over Limit (dB)	Table (o)	ANT	EUT	Verdict
33.201	-69.42	-23.97	-13.0	-56.42	309.00	Vertical	Vertical	Pass
1728.800	-38.35	2.02	-13.0	-25.35	89.00	Vertical	Vertical	N/A
2131.800	-38.97	3.94	-13.0	-25.97	208.00	Vertical	Vertical	N/A
4997.250	-43.68	10.79	-13.0	-30.68	131.00	Vertical	Vertical	Pass
7186.250	-39.40	14.63	-13.0	-26.40	119.00	Vertical	Vertical	Pass
12903.088	-38.58	16.68	-13.0	-25.58	360.00	Vertical	Vertical	Pass

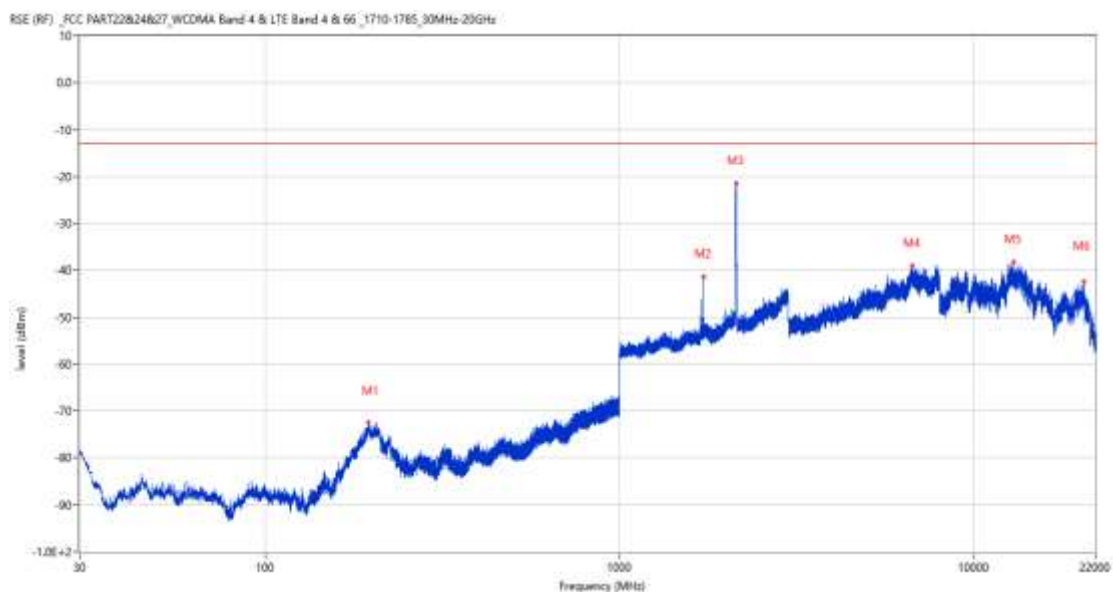
RSE-V&V LTE Band 4 BW10 CH20175



Frequency (MHz)	Result (dBm)	Factor (dB)	PK Limit (dBm)	Over Limit (dB)	Table (o)	ANT	EUT	Verdict
31.455	-69.20	-24.41	-13.0	-56.20	275.00	Vertical	Horizontal	Pass
1728.900	-45.76	2.02	-13.0	-32.76	280.00	Vertical	Horizontal	N/A
2132.200	-39.44	3.95	-13.0	-26.44	191.00	Vertical	Horizontal	N/A
6715.500	-39.06	15.72	-13.0	-26.06	19.00	Vertical	Horizontal	Pass
12666.162	-38.68	15.95	-13.0	-25.68	166.00	Vertical	Horizontal	Pass
19812.375	-43.51	10.88	-13.0	-30.51	205.00	Vertical	Horizontal	Pass

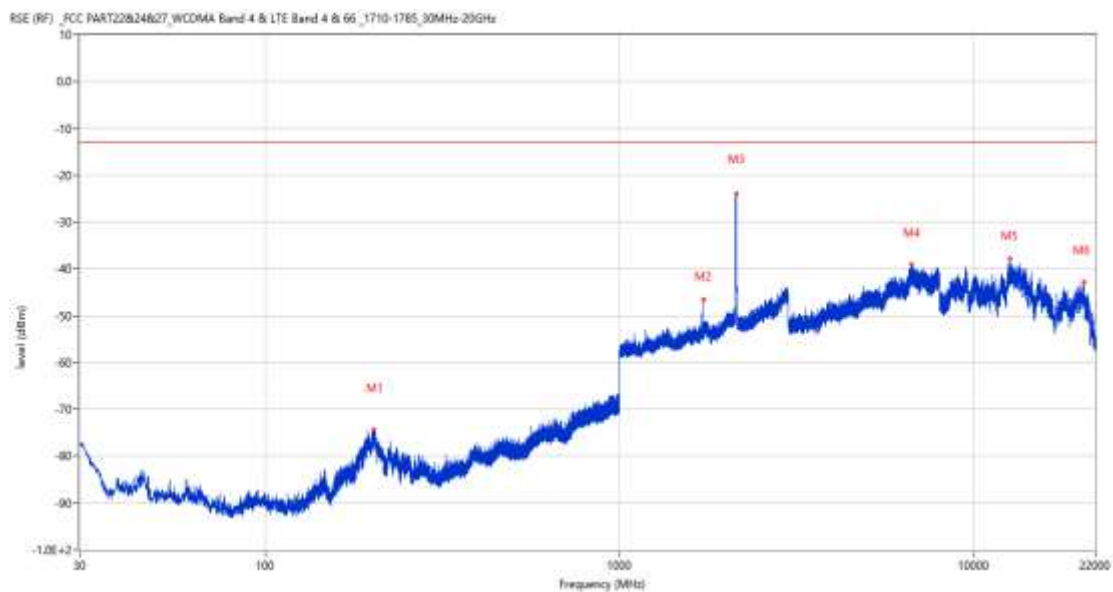
10.5 LTE Band 4 BW15, Middle Channel

RSE-H&H LTE Band 4 BW15 CH20175



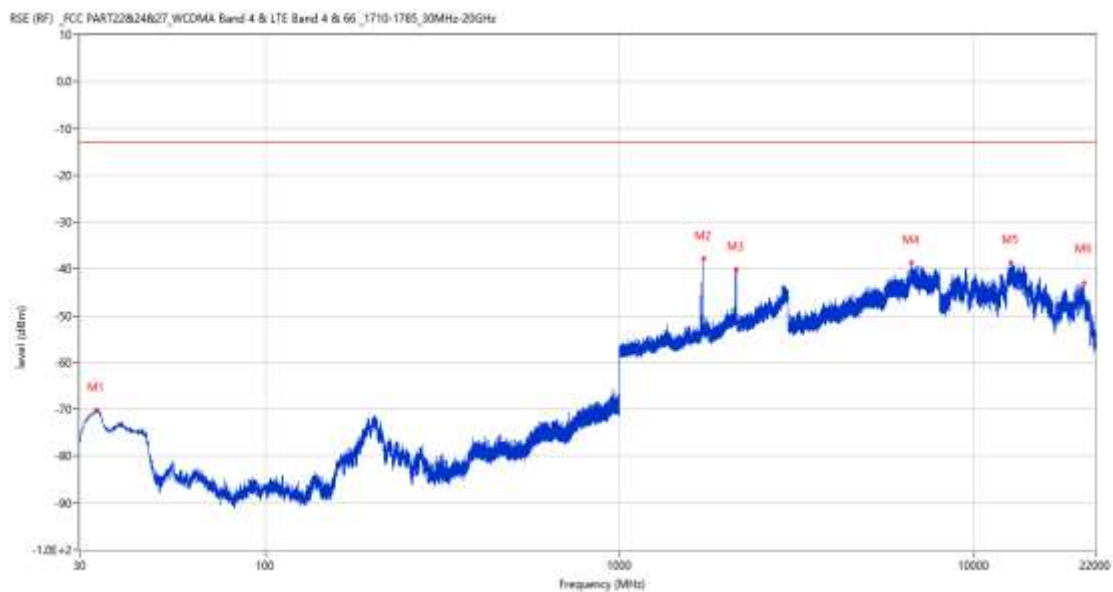
Frequency (MHz)	Result (dBm)	Factor (dB)	PK Limit (dBm)	Over Limit (dB)	Table (o)	ANT	EUT	Verdict
196.210	-72.42	-15.90	-13.0	-59.42	79.00	Horizontal	Horizontal	Pass
1726.700	-41.44	2.01	-13.0	-28.44	71.00	Horizontal	Horizontal	N/A
2134.200	-21.49	4.05	-13.0	-8.49	101.00	Horizontal	Horizontal	N/A
6695.500	-39.09	15.17	-13.0	-26.09	92.00	Horizontal	Horizontal	Pass
12901.701	-38.30	16.72	-13.0	-25.30	228.00	Horizontal	Horizontal	Pass
20436.750	-42.41	11.20	-13.0	-29.41	307.00	Horizontal	Horizontal	Pass

RSE-H&V LTE Band 4 BW15 CH20175



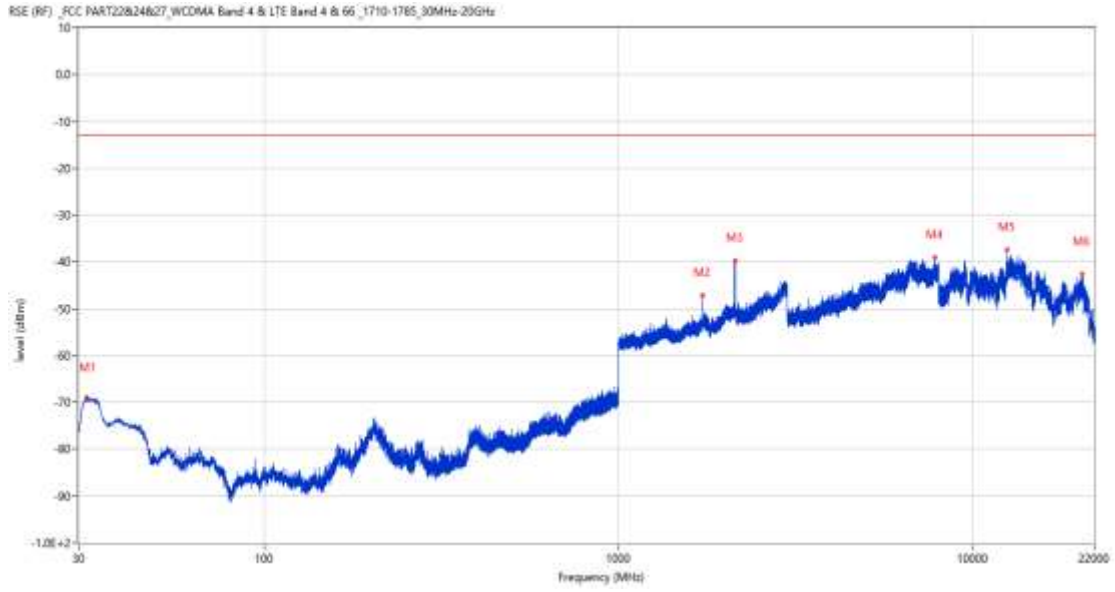
Frequency (MHz)	Result (dBm)	Factor (dB)	PK Limit (dBm)	Over Limit (dB)	Table (o)	ANT	EUT	Verdict
201.932	-74.26	-15.89	-13.0	-61.26	270.00	Horizontal	Vertical	Pass
1726.900	-46.62	2.01	-13.0	-33.62	294.00	Horizontal	Vertical	N/A
2131.100	-23.90	3.95	-13.0	-10.90	119.00	Horizontal	Vertical	N/A
6645.250	-39.01	15.15	-13.0	-26.01	130.00	Horizontal	Vertical	Pass
12652.625	-37.83	15.72	-13.0	-24.83	179.00	Horizontal	Vertical	Pass
20402.526	-42.88	11.18	-13.0	-29.88	316.00	Horizontal	Vertical	Pass

RSE-V&V LTE Band 4 BW15 CH20175



Frequency (MHz)	Result (dBm)	Factor (dB)	PK Limit (dBm)	Over Limit (dB)	Table (o)	ANT	EUT	Verdict
33.492	-70.10	-23.70	-13.0	-57.10	261.00	Vertical	Vertical	Pass
1726.800	-37.93	2.01	-13.0	-24.93	54.00	Vertical	Vertical	N/A
2132.800	-40.10	3.98	-13.0	-27.10	201.00	Vertical	Vertical	N/A
6662.000	-38.62	14.81	-13.0	-25.62	230.00	Vertical	Vertical	Pass
12689.200	-38.59	16.35	-13.0	-25.59	-2.00	Vertical	Vertical	Pass
20469.125	-43.03	11.22	-13.0	-30.03	363.00	Vertical	Vertical	Pass

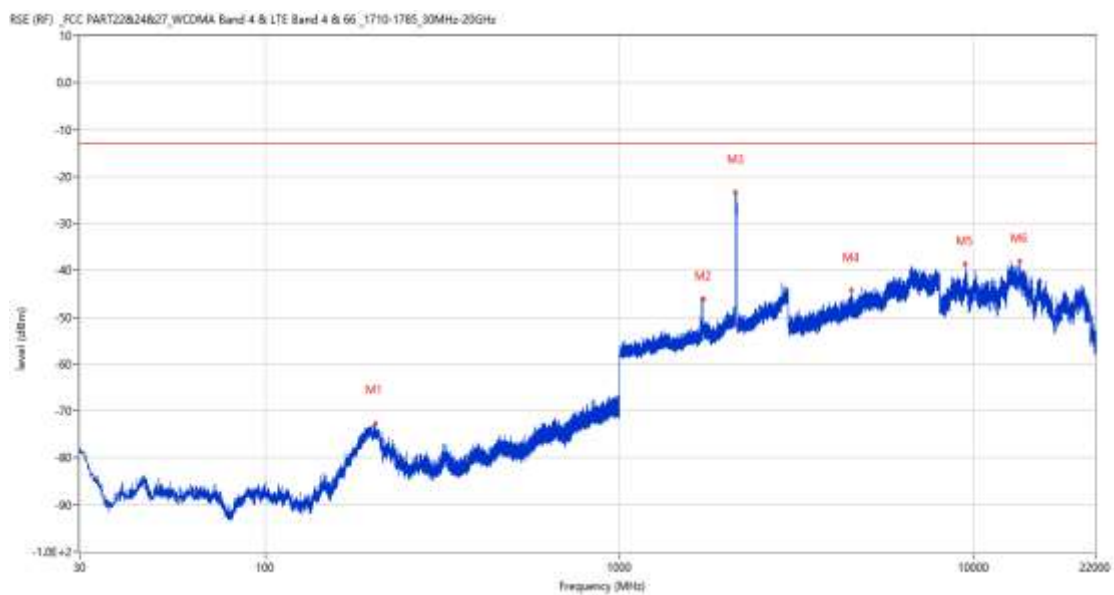
RSE-V&H LTE Band 4 BW15 CH20175



Frequency (MHz)	Result (dBm)	Factor (dB)	PK Limit (dBm)	Over Limit (dB)	Table (o)	ANT	EUT	Verdict
31.503	-68.84	-24.42	-13.0	-55.84	307.00	Vertical	Horizontal	Pass
1726.500	-47.16	2.01	-13.0	-34.16	292.00	Vertical	Horizontal	N/A
2130.000	-39.79	3.92	-13.0	-26.79	202.00	Vertical	Horizontal	N/A
7824.000	-39.11	16.07	-13.0	-26.11	186.00	Vertical	Horizontal	Pass
12518.674	-37.49	15.28	-13.0	-24.49	127.00	Vertical	Horizontal	Pass
20356.276	-42.55	11.16	-13.0	-29.55	316.00	Vertical	Horizontal	Pass

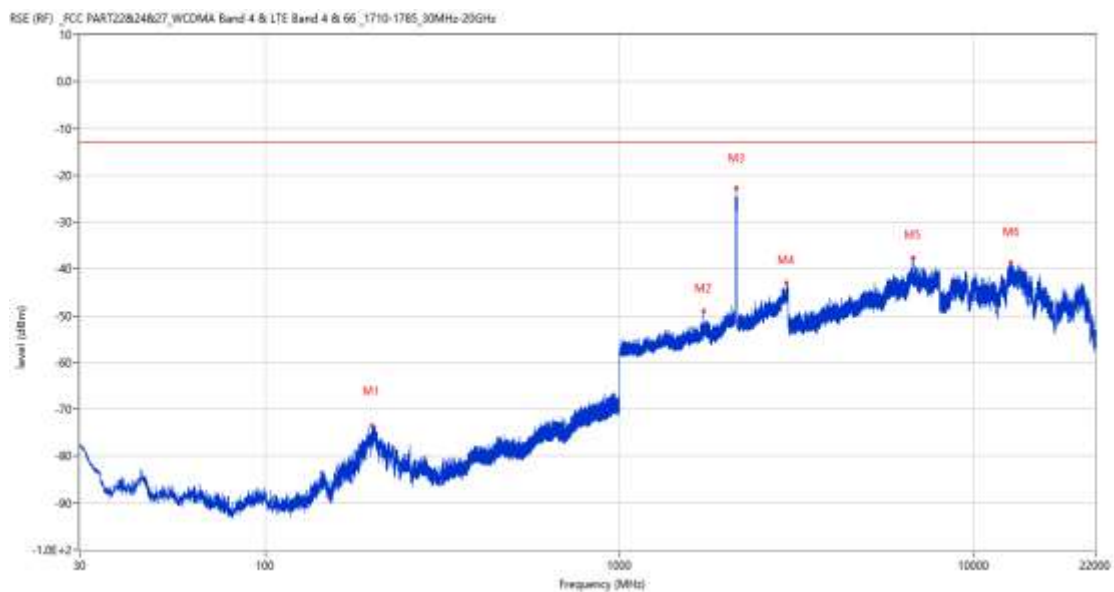
10.6 LTE Band 4 BW20, Middle Channel

RSE-H&H LTE Band 4 BW20 CH20175



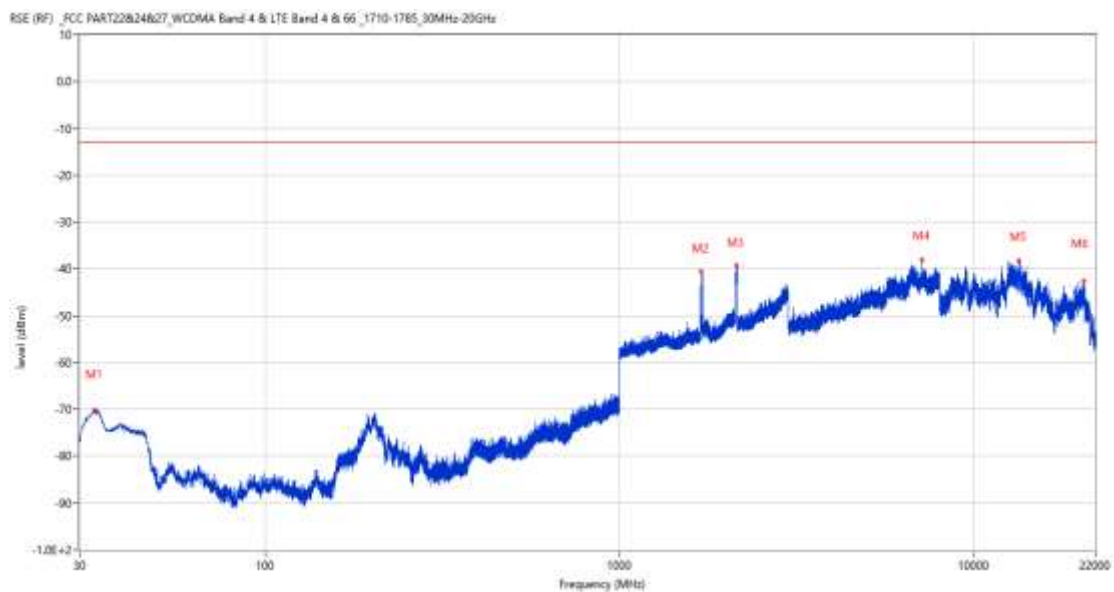
Frequency (MHz)	Result (dBm)	Factor (dB)	PK Limit (dBm)	Over Limit (dB)	Table (o)	ANT	EUT	Verdict
204.648	-72.73	-15.39	-13.0	-59.73	106.00	Horizontal	Horizontal	Pass
1724.500	-46.16	2.01	-13.0	-33.16	80.00	Horizontal	Horizontal	N/A
2125.100	-23.34	4.07	-13.0	-10.34	110.00	Horizontal	Horizontal	N/A
4505.500	-44.37	9.88	-13.0	-31.37	331.00	Horizontal	Horizontal	Pass
9448.513	-38.61	14.20	-13.0	-25.61	101.00	Horizontal	Horizontal	Pass
13418.313	-38.08	16.24	-13.0	-25.08	28.00	Horizontal	Horizontal	Pass

RSE-H&V LTE Band 4 BW20 CH20175



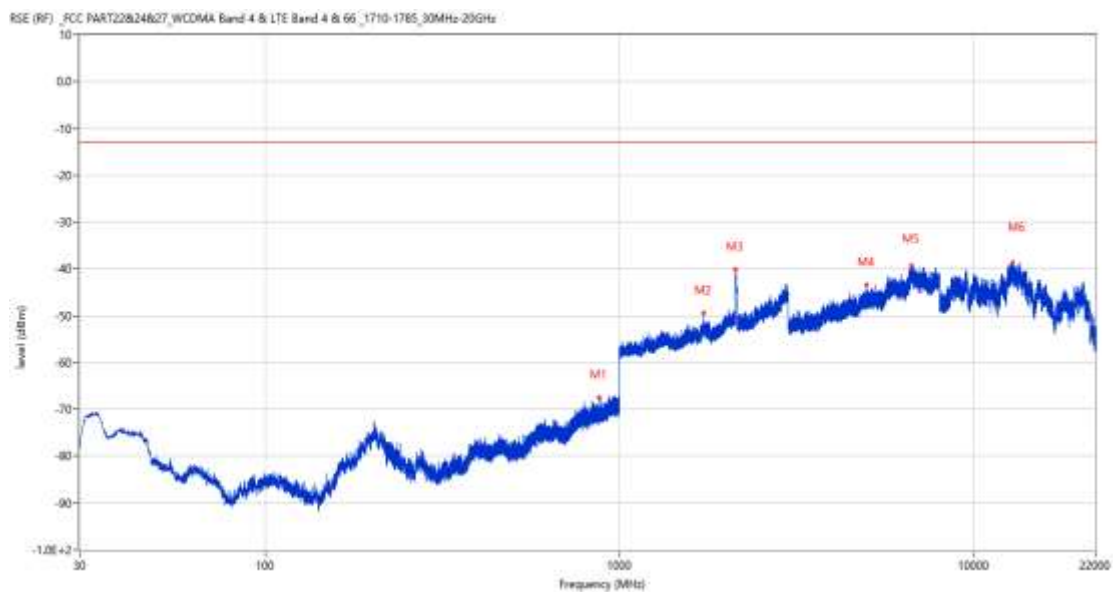
Frequency (MHz)	Result (dBm)	Factor (dB)	PK Limit (dBm)	Over Limit (dB)	Table (o)	ANT	EUT	Verdict
200.623	-73.45	-16.06	-13.0	-60.45	238.00	Horizontal	Vertical	Pass
1724.400	-49.14	2.01	-13.0	-36.14	299.00	Horizontal	Vertical	N/A
2136.200	-22.69	3.86	-13.0	-9.69	124.00	Horizontal	Vertical	N/A
2961.000	-43.13	11.46	-13.0	-30.13	124.00	Horizontal	Vertical	Pass
6721.750	-37.64	15.64	-13.0	-24.64	165.00	Horizontal	Vertical	Pass
12680.175	-38.72	16.20	-13.0	-25.72	-2.00	Horizontal	Vertical	Pass

RSE-V&V LTE Band 4 BW20 CH20175



Frequency (MHz)	Result (dBm)	Factor (dB)	PK Limit (dBm)	Over Limit (dB)	Table (o)	ANT	EUT	Verdict
33.007	-70.24	-24.12	-13.0	-57.24	305.00	Vertical	Vertical	Pass
1701.100	-40.60	1.96	-13.0	-27.60	60.00	Vertical	Vertical	N/A
2132.400	-39.27	3.96	-13.0	-26.27	189.00	Vertical	Vertical	N/A
7114.250	-38.05	13.75	-13.0	-25.05	295.00	Vertical	Vertical	Pass
13375.762	-38.36	16.27	-13.0	-25.36	136.00	Vertical	Vertical	Pass
20382.636	-42.57	11.17	-13.0	-29.57	-3.00	Vertical	Vertical	Pass

RSE-V&H LTE Band 4 BW20 CH20175

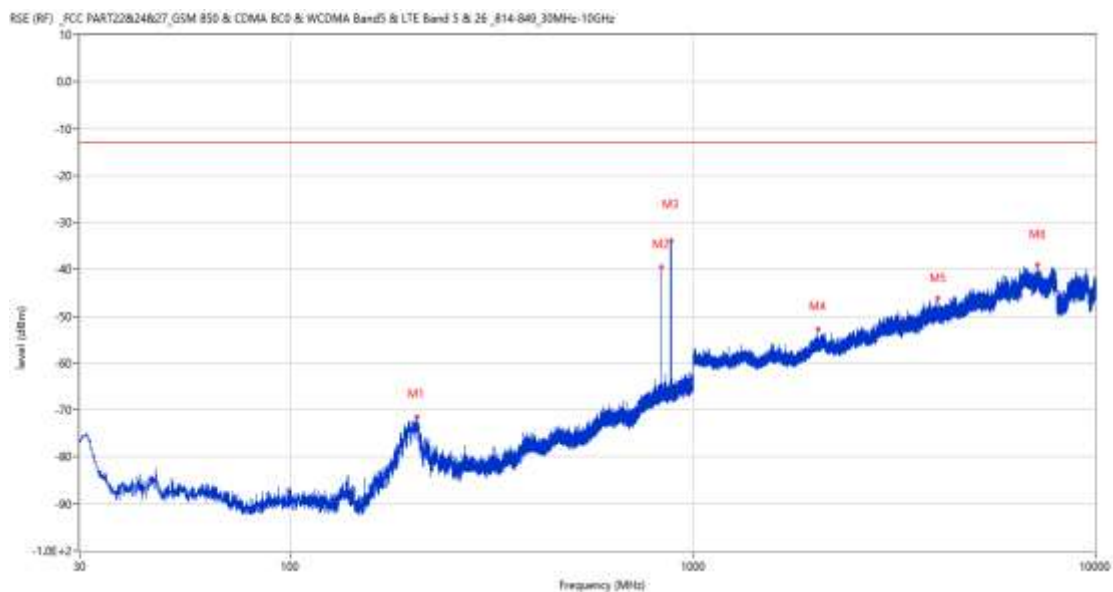


Frequency (MHz)	Result (dBm)	Factor (dB)	PK Limit (dBm)	Over Limit (dB)	Table (o)	ANT	EUT	Verdict
872.736	-67.58	-0.22	-13.0	-54.58	109.00	Vertical	Horizontal	Pass
1724.400	-49.51	2.01	-13.0	-36.51	286.00	Vertical	Horizontal	N/A
2128.500	-40.22	3.95	-13.0	-27.22	192.00	Vertical	Horizontal	N/A
4970.000	-43.37	10.80	-13.0	-30.37	304.00	Vertical	Horizontal	Pass
6673.750	-39.36	14.56	-13.0	-26.36	257.00	Vertical	Horizontal	Pass
12830.474	-38.76	15.52	-13.0	-25.76	207.00	Vertical	Horizontal	Pass

11 LTE Band 5

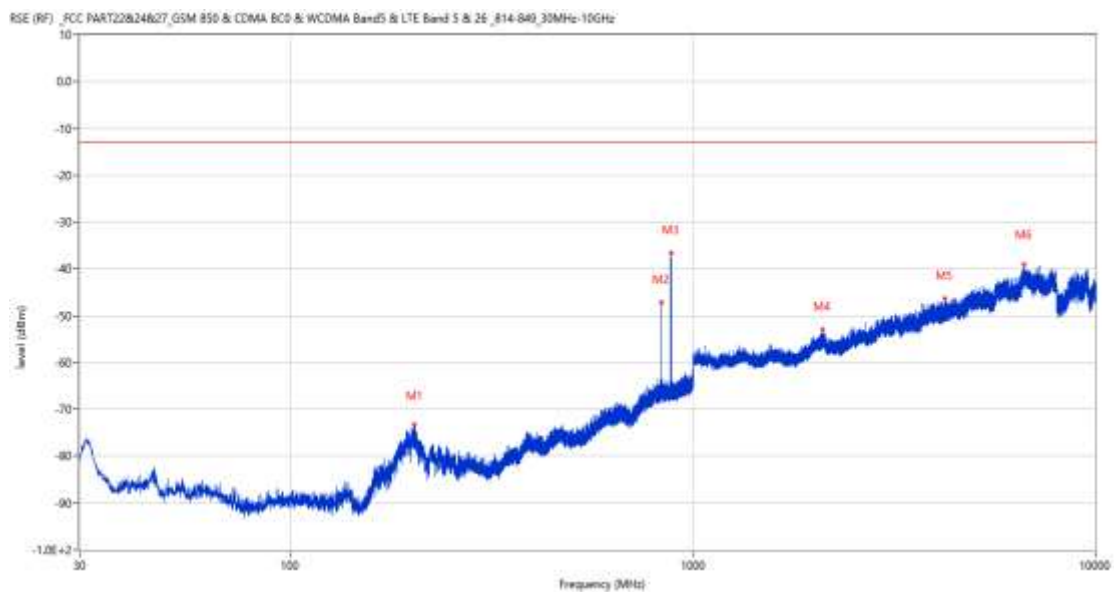
11.1 LTE Band 5 BW1.4, Middle Channel

RSE-H&H LTE Band 5 BW1.4 CH20525



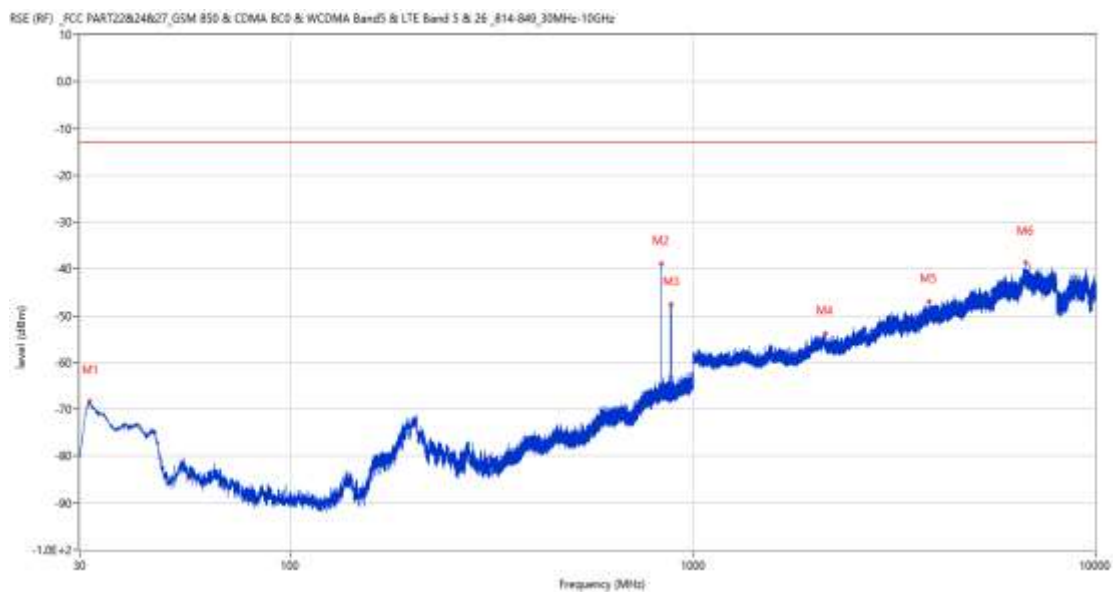
Frequency (MHz)	Result (dBm)	Factor (dB)	PK Limit (dBm)	Over Limit (dB)	Table (o)	ANT	EUT	Verdict
206.637	-71.50	-14.48	-13.0	-58.50	296.00	Horizontal	Horizontal	Pass
836.022	-39.61	4.75	-13.0	-26.61	128.00	Horizontal	Horizontal	N/A
881.708	-33.91	4.17	-13.0	-20.91	115.00	Horizontal	Horizontal	N/A
2050.300	-52.77	-1.21	-13.0	-39.77	143.00	Horizontal	Horizontal	Pass
4054.000	-46.12	9.27	-13.0	-33.12	105.00	Horizontal	Horizontal	Pass
7172.500	-39.09	14.48	-13.0	-26.09	350.00	Horizontal	Horizontal	Pass

RSE-H&V LTE Band 5 BW1.4 CH20525



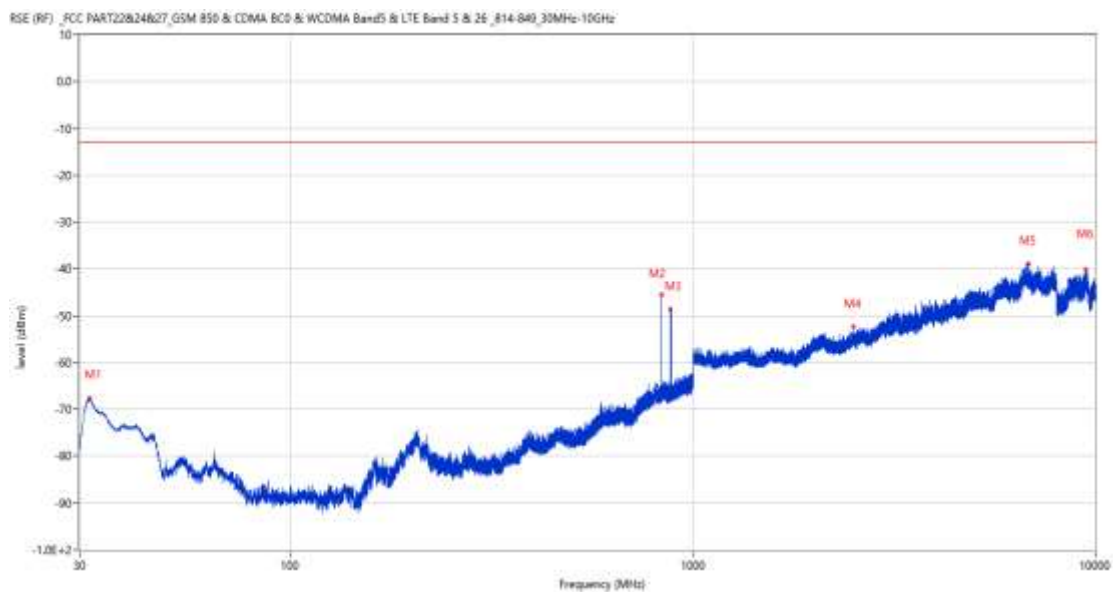
Frequency (MHz)	Result (dBm)	Factor (dB)	PK Limit (dBm)	Over Limit (dB)	Table (o)	ANT	EUT	Verdict
203.678	-73.37	-13.83	-13.0	-60.37	286.00	Horizontal	Vertical	Pass
836.070	-47.12	4.75	-13.0	-34.12	272.00	Horizontal	Vertical	N/A
881.854	-36.57	4.17	-13.0	-23.57	112.00	Horizontal	Vertical	N/A
2101.300	-53.03	-0.15	-13.0	-40.03	313.00	Horizontal	Vertical	Pass
4231.750	-46.45	8.68	-13.0	-33.45	363.00	Horizontal	Vertical	Pass
6656.250	-39.14	15.05	-13.0	-26.14	318.00	Horizontal	Vertical	Pass

RSE-V&V LTE Band 5 BW1.4 CH20525



Frequency (MHz)	Result (dBm)	Factor (dB)	PK Limit (dBm)	Over Limit (dB)	Table (o)	ANT	EUT	Verdict
31.746	-68.39	-23.83	-13.0	-55.39	268.00	Vertical	Vertical	Pass
836.070	-38.93	4.75	-13.0	-25.93	94.00	Vertical	Vertical	N/A
881.806	-47.54	4.17	-13.0	-34.54	351.00	Vertical	Vertical	N/A
2134.400	-53.74	-1.18	-13.0	-40.74	267.00	Vertical	Vertical	Pass
3861.000	-47.01	8.73	-13.0	-34.01	102.00	Vertical	Vertical	Pass
6713.500	-38.61	15.73	-13.0	-25.61	192.00	Vertical	Vertical	Pass

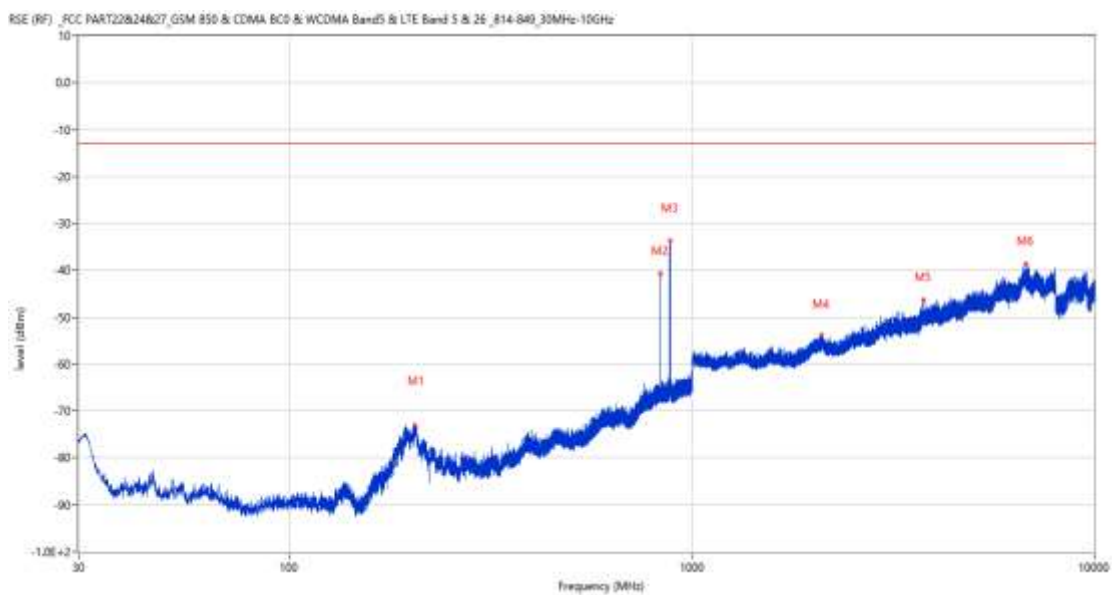
RSE-V&H LTE Band 5 BW1.4 CH20525



Frequency (MHz)	Result (dBm)	Factor (dB)	PK Limit (dBm)	Over Limit (dB)	Table (o)	ANT	EUT	Verdict
31.746	-67.64	-23.83	-13.0	-54.64	309.00	Vertical	Horizontal	Pass
836.070	-45.56	4.75	-13.0	-32.56	309.00	Vertical	Horizontal	N/A
881.030	-48.70	4.17	-13.0	-35.70	95.00	Vertical	Horizontal	N/A
2503.700	-52.46	0.55	-13.0	-39.46	310.00	Vertical	Horizontal	Pass
6830.000	-38.79	14.23	-13.0	-25.79	360.00	Vertical	Horizontal	Pass
9448.700	-40.16	14.20	-13.0	-27.16	80.00	Vertical	Horizontal	Pass

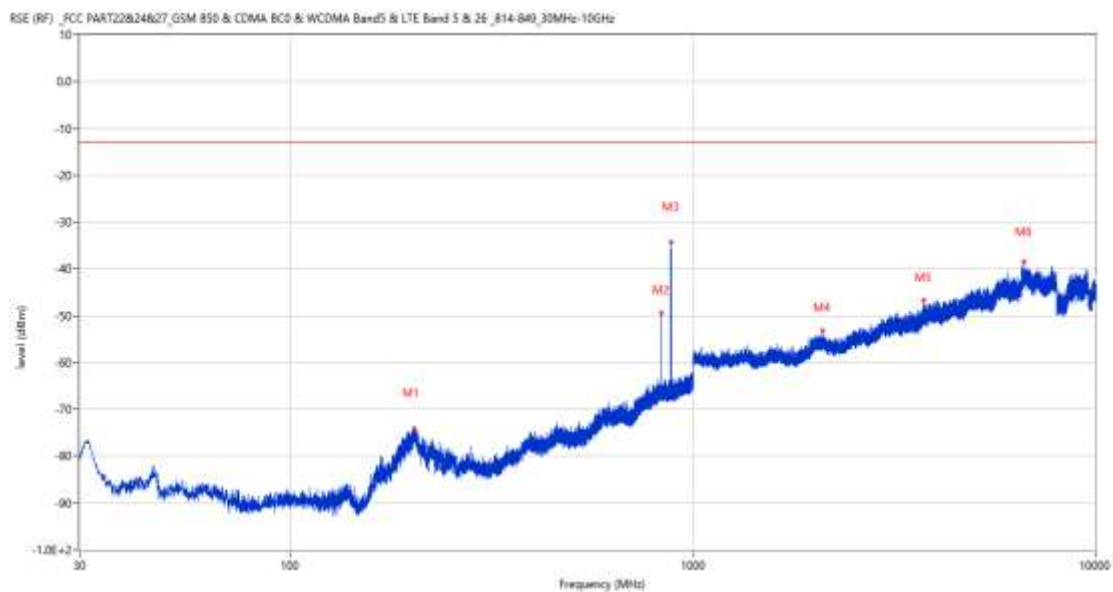
11.2 LTE Band 5 BW3, Middle Channel

RSE-H&H LTE Band 5 BW3 CH20525



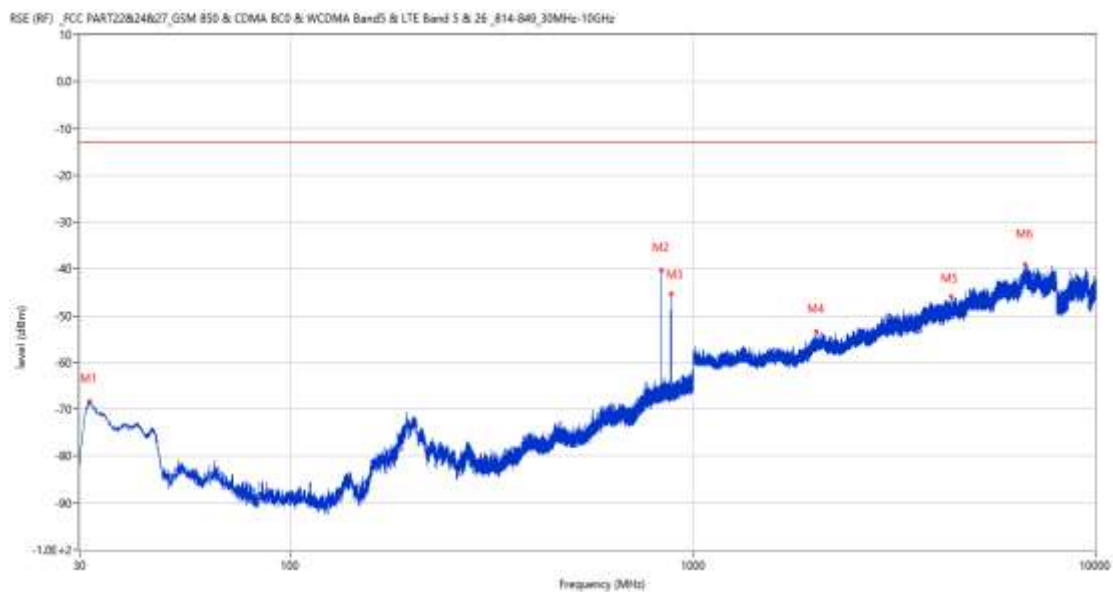
Frequency (MHz)	Result (dBm)	Factor (dB)	PK Limit (dBm)	Over Limit (dB)	Table (o)	ANT	EUT	Verdict
205.570	-73.04	-14.39	-13.0	-60.04	253.00	Horizontal	Horizontal	Pass
835.246	-40.74	4.72	-13.0	-27.74	140.00	Horizontal	Horizontal	N/A
882.630	-33.69	4.16	-13.0	-20.69	114.00	Horizontal	Horizontal	N/A
2095.700	-53.90	-0.47	-13.0	-40.90	34.00	Horizontal	Horizontal	Pass
3768.500	-46.44	8.81	-13.0	-33.44	128.00	Horizontal	Horizontal	Pass
6766.500	-38.77	14.27	-13.0	-25.77	18.00	Horizontal	Horizontal	Pass

RSE-H&V LTE Band 5 BW3 CH20525



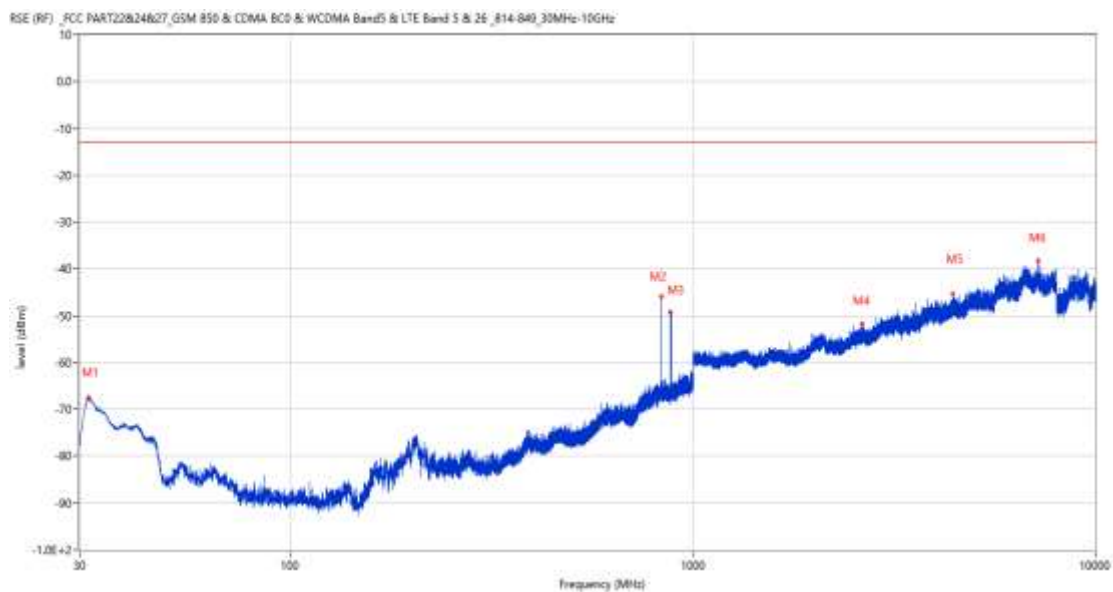
Frequency (MHz)	Result (dBm)	Factor (dB)	PK Limit (dBm)	Over Limit (dB)	Table (o)	ANT	EUT	Verdict
203.388	-74.20	-13.89	-13.0	-61.20	268.00	Horizontal	Vertical	Pass
835.246	-49.55	4.72	-13.0	-36.55	275.00	Horizontal	Vertical	N/A
882.630	-34.43	4.16	-13.0	-21.43	116.00	Horizontal	Vertical	N/A
2102.100	-53.20	-0.05	-13.0	-40.20	217.00	Horizontal	Vertical	Pass
3756.000	-46.85	8.38	-13.0	-33.85	299.00	Horizontal	Vertical	Pass
6639.000	-38.58	15.04	-13.0	-25.58	13.00	Horizontal	Vertical	Pass

RSE-V&V LTE Band 5 BW3 CH20525



Frequency (MHz)	Result (dBm)	Factor (dB)	PK Limit (dBm)	Over Limit (dB)	Table (o)	ANT	EUT	Verdict
31.698	-68.30	-23.81	-13.0	-55.30	308.00	Vertical	Vertical	Pass
835.197	-40.33	4.72	-13.0	-27.33	109.00	Vertical	Vertical	N/A
882.193	-45.40	4.17	-13.0	-32.40	64.00	Vertical	Vertical	N/A
2028.900	-53.31	-1.54	-13.0	-40.31	202.00	Vertical	Vertical	Pass
4380.250	-45.99	9.07	-13.0	-32.99	66.00	Vertical	Vertical	Pass
6699.500	-39.06	15.35	-13.0	-26.06	318.00	Vertical	Vertical	Pass

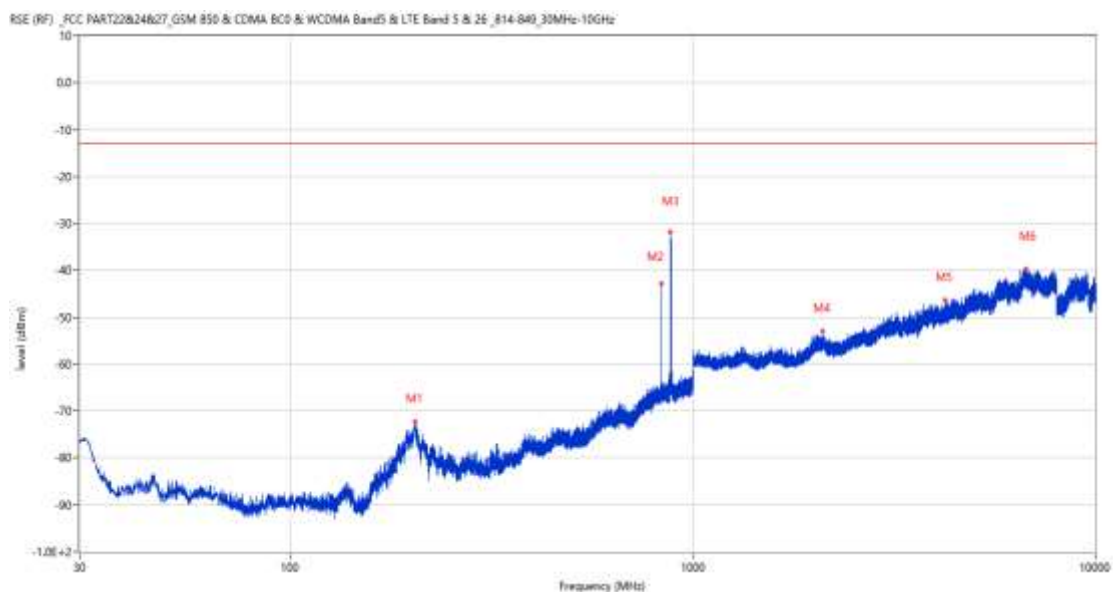
RSE-V&H LTE Band 5 BW3 CH20525



Frequency (MHz)	Result (dBm)	Factor (dB)	PK Limit (dBm)	Over Limit (dB)	Table (o)	ANT	EUT	Verdict
31.601	-67.52	-23.76	-13.0	-54.52	309.00	Vertical	Horizontal	Pass
835.197	-45.98	4.72	-13.0	-32.98	309.00	Vertical	Horizontal	N/A
880.836	-49.20	4.17	-13.0	-36.20	90.00	Vertical	Horizontal	N/A
2629.100	-51.81	1.36	-13.0	-38.81	111.00	Vertical	Horizontal	Pass
4426.000	-45.41	9.79	-13.0	-32.41	-3.00	Vertical	Horizontal	Pass
7227.000	-38.33	14.09	-13.0	-25.33	72.00	Vertical	Horizontal	Pass

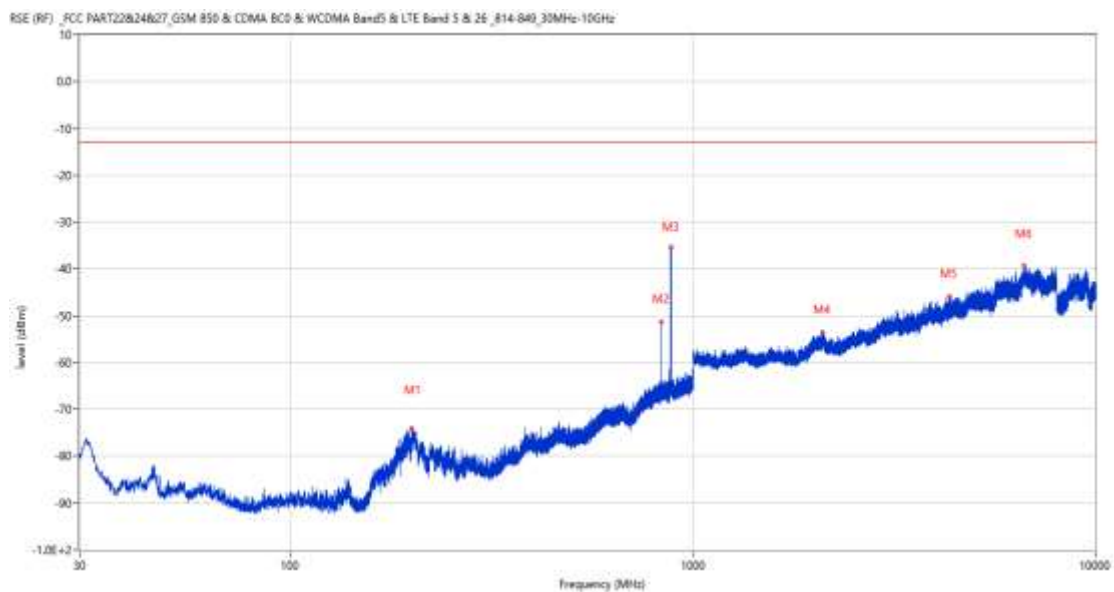
11.3 LTE Band 5 BW5, Middle Channel

RSE-H&H LTE Band 5 BW5 CH20525



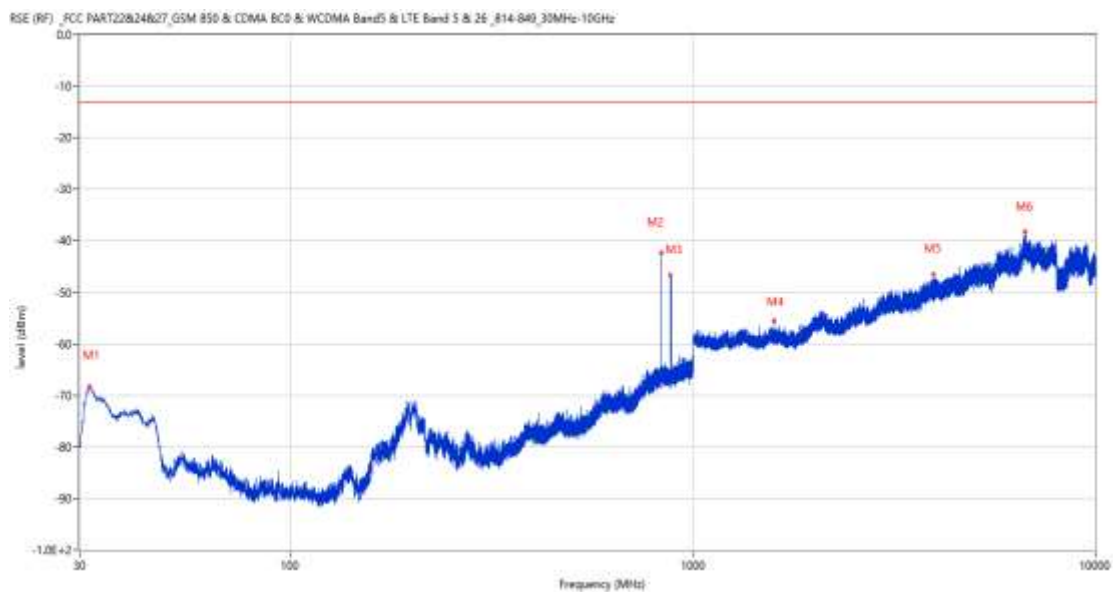
Frequency (MHz)	Result (dBm)	Factor (dB)	PK Limit (dBm)	Over Limit (dB)	Table (o)	ANT	EUT	Verdict
204.454	-72.33	-13.66	-13.0	-59.33	284.00	Horizontal	Horizontal	Pass
834.324	-42.90	4.68	-13.0	-29.90	155.00	Horizontal	Horizontal	N/A
879.623	-31.90	4.21	-13.0	-18.90	114.00	Horizontal	Horizontal	N/A
2104.200	-52.90	-0.13	-13.0	-39.90	15.00	Horizontal	Horizontal	Pass
4218.000	-46.44	8.87	-13.0	-33.44	198.00	Horizontal	Horizontal	Pass
6714.000	-39.75	15.68	-13.0	-26.75	30.00	Horizontal	Horizontal	Pass

RSE-H&V LTE Band 5 BW5 CH20525



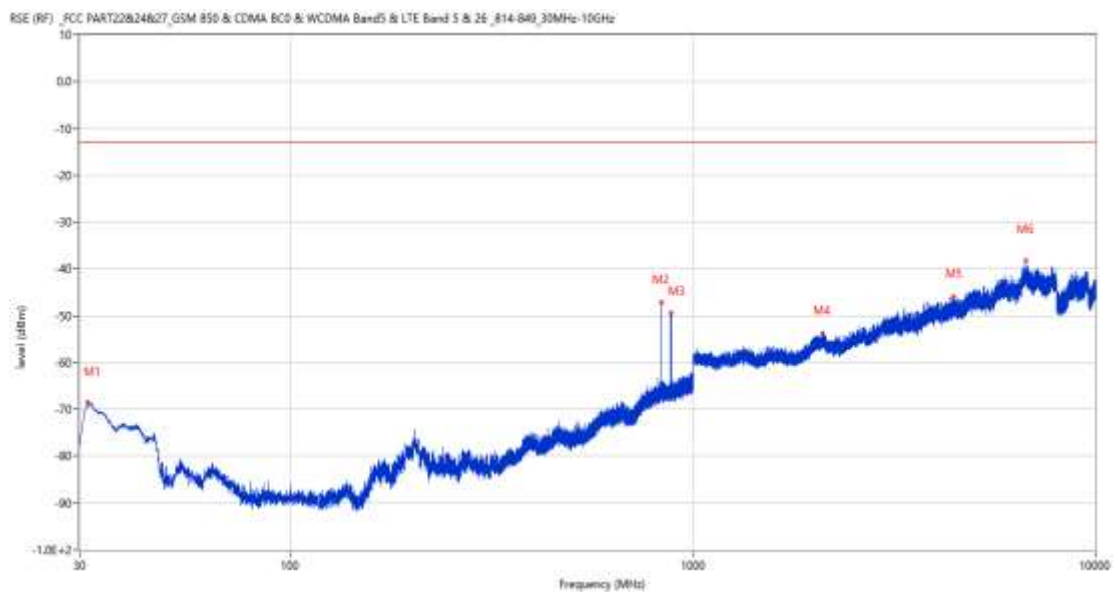
Frequency (MHz)	Result (dBm)	Factor (dB)	PK Limit (dBm)	Over Limit (dB)	Table (o)	ANT	EUT	Verdict
200.429	-74.17	-14.34	-13.0	-61.17	279.00	Horizontal	Vertical	Pass
834.324	-51.34	4.68	-13.0	-38.34	266.00	Horizontal	Vertical	N/A
883.503	-35.32	4.18	-13.0	-22.32	132.00	Horizontal	Vertical	N/A
2100.500	-53.59	-0.05	-13.0	-40.59	163.00	Horizontal	Vertical	Pass
4331.000	-45.99	9.04	-13.0	-32.99	66.00	Horizontal	Vertical	Pass
6651.250	-39.37	15.06	-13.0	-26.37	87.00	Horizontal	Vertical	Pass

RSE-V&V LTE Band 5 BW5 CH20525



Frequency (MHz)	Result (dBm)	Factor (dB)	PK Limit (dBm)	Over Limit (dB)	Table (o)	ANT	EUT	Verdict
31.649	-68.30	-23.78	-13.0	-55.30	320.00	Vertical	Vertical	Pass
834.324	-42.45	4.68	-13.0	-29.45	97.00	Vertical	Vertical	N/A
880.156	-46.68	4.19	-13.0	-33.68	59.00	Vertical	Vertical	N/A
1593.000	-55.46	-4.05	-13.0	-42.46	149.00	Vertical	Vertical	Pass
3954.500	-46.50	8.77	-13.0	-33.50	269.00	Vertical	Vertical	Pass
6700.000	-38.32	15.34	-13.0	-25.32	49.00	Vertical	Vertical	Pass

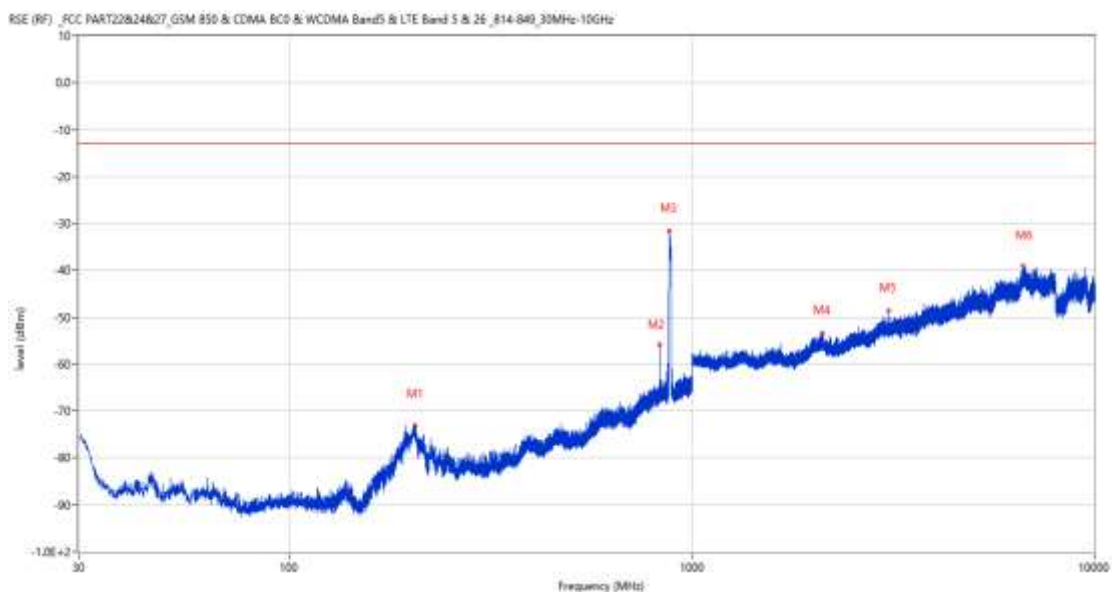
RSE-V&H LTE Band 5 BW5 CH20525



Frequency (MHz)	Result (dBm)	Factor (dB)	PK Limit (dBm)	Over Limit (dB)	Table (o)	ANT	EUT	Verdict
31.407	-68.51	-23.70	-13.0	-55.51	285.00	Vertical	Horizontal	Pass
834.372	-47.15	4.69	-13.0	-34.15	312.00	Vertical	Horizontal	N/A
883.212	-49.49	4.15	-13.0	-36.49	100.00	Vertical	Horizontal	N/A
2103.400	-53.88	-0.13	-13.0	-40.88	316.00	Vertical	Horizontal	Pass
4444.750	-45.90	9.58	-13.0	-32.90	219.00	Vertical	Horizontal	Pass
6713.000	-38.24	15.70	-13.0	-25.24	113.00	Vertical	Horizontal	Pass

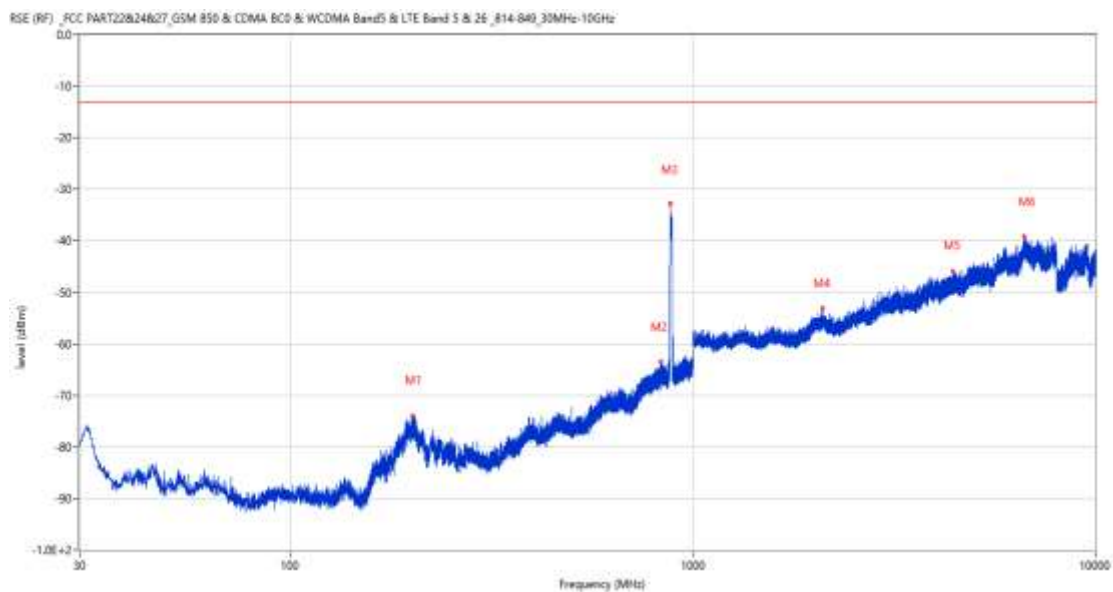
11.4 LTE Band 5 BW10, Middle Channel

RSE-H&H LTE Band 5 BW10 CH20525



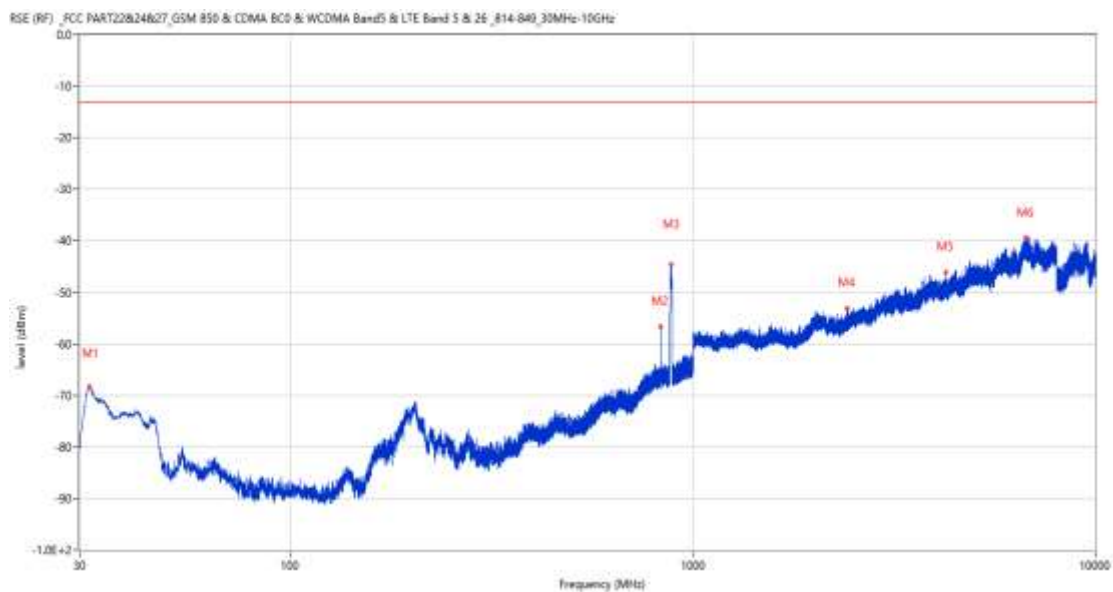
Frequency (MHz)	Result (dBm)	Factor (dB)	PK Limit (dBm)	Over Limit (dB)	Table (o)	ANT	EUT	Verdict
204.988	-73.16	-13.56	-13.0	-60.16	295.00	Horizontal	Horizontal	Pass
832.142	-55.90	4.60	-13.0	-42.90	109.00	Horizontal	Horizontal	N/A
879.138	-31.74	4.23	-13.0	-18.74	109.00	Horizontal	Horizontal	N/A
2106.900	-53.42	-0.22	-13.0	-40.42	280.00	Horizontal	Horizontal	Pass
3086.250	-48.72	5.53	-13.0	-35.72	51.00	Horizontal	Horizontal	Pass
6665.250	-39.11	14.69	-13.0	-26.11	237.00	Horizontal	Horizontal	Pass

RSE-H&V LTE Band 5 BW10 CH20525



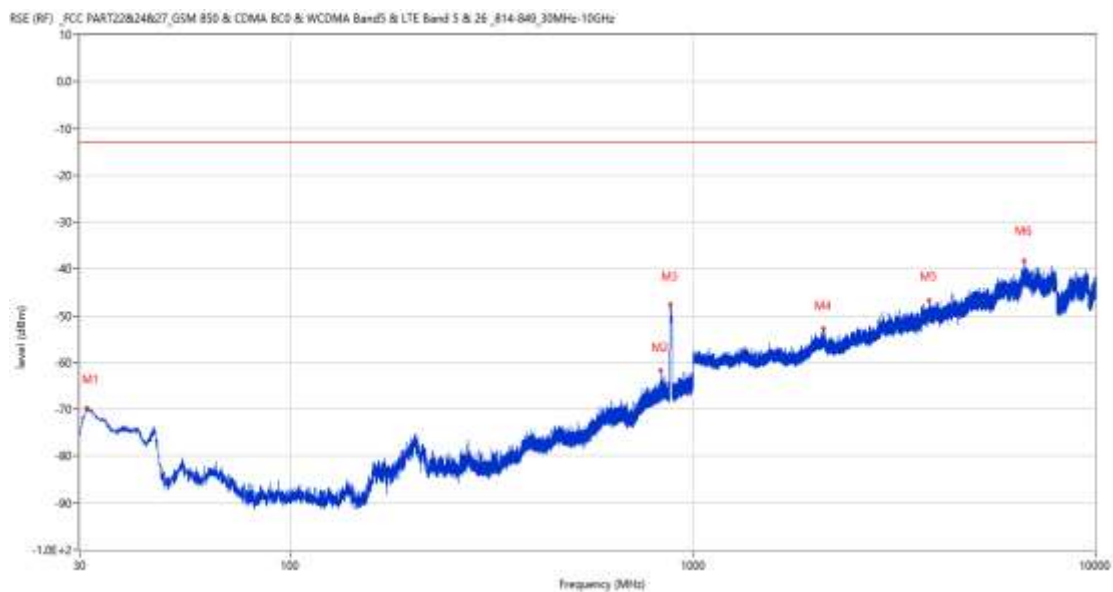
Frequency (MHz)	Result (dBm)	Factor (dB)	PK Limit (dBm)	Over Limit (dB)	Table (o)	ANT	EUT	Verdict
201.156	-74.09	-14.21	-13.0	-61.09	263.00	Horizontal	Vertical	Pass
832.044	-63.46	4.59	-13.0	-50.46	269.00	Horizontal	Vertical	Pass
877.780	-32.76	4.14	-13.0	-19.76	118.00	Horizontal	Vertical	Pass
2099.800	-53.15	-0.04	-13.0	-40.15	217.00	Horizontal	Vertical	Pass
4432.750	-45.93	9.65	-13.0	-32.93	317.00	Horizontal	Vertical	Pass
6648.500	-39.20	15.17	-13.0	-26.20	157.00	Horizontal	Vertical	Pass

RSE-V&V LTE Band 5 BW10 CH20525



Frequency (MHz)	Result (dBm)	Factor (dB)	PK Limit (dBm)	Over Limit (dB)	Table (o)	ANT	EUT	Verdict
31.746	-68.33	-23.83	-13.0	-55.33	290.00	Vertical	Vertical	Pass
832.093	-56.69	4.59	-13.0	-43.69	70.00	Vertical	Vertical	N/A
883.843	-44.60	4.20	-13.0	-31.60	63.00	Vertical	Vertical	N/A
2422.700	-53.14	-0.30	-13.0	-40.14	225.00	Vertical	Vertical	Pass
4248.000	-46.16	9.01	-13.0	-33.16	268.00	Vertical	Vertical	Pass
6717.250	-39.28	15.61	-13.0	-26.28	-3.00	Vertical	Vertical	Pass

RSE-V&H LTE Band 5 BW10 CH20525



Frequency (MHz)	Result (dBm)	Factor (dB)	PK Limit (dBm)	Over Limit (dB)	Table (o)	ANT	EUT	Verdict
31.309	-69.74	-23.68	-13.0	-56.74	309.00	Vertical	Horizontal	Pass
832.142	-61.78	4.60	-13.0	-48.78	360.00	Vertical	Horizontal	N/A
877.732	-47.53	4.13	-13.0	-34.53	145.00	Vertical	Horizontal	N/A
2112.900	-52.87	-0.56	-13.0	-39.87	2.00	Vertical	Horizontal	Pass
3858.000	-46.78	8.75	-13.0	-33.78	218.00	Vertical	Horizontal	Pass
6652.750	-38.37	15.03	-13.0	-25.37	360.00	Vertical	Horizontal	Pass

12 LTE Band 7

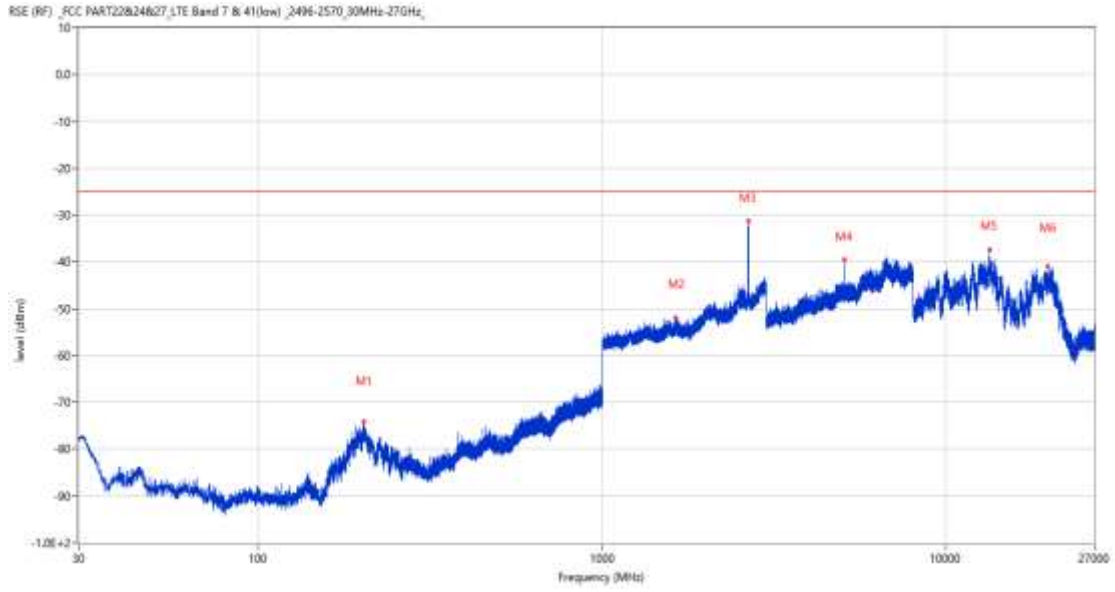
12.1 LTE Band 7 BW5, Middle Channel

RSE-H&H LTE Band 7 BW5 CH21100



Frequency (MHz)	Result (dBm)	Factor (dB)	PK Limit (dBm)	Over Limit (dB)	Table (o)	ANT	EUT	Verdict
204.648	-72.87	-15.39	-25.0	-47.87	267.00	Horizontal	Horizontal	Pass
2533.800	-44.82	8.17	-25.0	-19.82	359.00	Horizontal	Horizontal	N/A
2655.800	-32.34	8.19	-25.0	-7.34	140.00	Horizontal	Horizontal	N/A
5066.250	-41.23	11.31	-25.0	-16.23	143.00	Horizontal	Horizontal	Pass
13353.487	-37.98	16.57	-25.0	-12.98	361.00	Horizontal	Horizontal	Pass
19739.251	-39.96	12.94	-25.0	-14.96	200.00	Horizontal	Horizontal	Pass

RSE-H&V LTE Band 7 BW5 CH21100



Frequency (MHz)	Result (dBm)	Factor (dB)	PK Limit (dBm)	Over Limit (dB)	Table (o)	ANT	EUT	Verdict
202.466	-74.01	-15.74	-25.0	-49.01	280.00	Horizontal	Vertical	Pass
1631.700	-52.03	0.30	-25.0	-27.03	123.00	Horizontal	Vertical	Pass
2656.900	-31.29	8.09	-25.0	-6.29	151.00	Horizontal	Vertical	N/A
5066.250	-39.55	11.31	-25.0	-14.55	228.00	Horizontal	Vertical	Pass
13384.200	-37.50	16.86	-25.0	-12.50	190.00	Horizontal	Vertical	Pass
19774.800	-40.89	12.94	-25.0	-15.89	219.00	Horizontal	Vertical	Pass

RSE-V&V LTE Band 7 BW5 CH21100



Frequency (MHz)	Result (dBm)	Factor (dB)	PK Limit (dBm)	Over Limit (dB)	Table (o)	ANT	EUT	Verdict
33.589	-69.28	-23.61	-25.0	-44.28	309.00	Vertical	Vertical	Pass
1561.200	-52.02	0.41	-25.0	-27.02	58.00	Vertical	Vertical	Pass
2657.400	-38.22	8.05	-25.0	-13.22	209.00	Vertical	Vertical	N/A
5066.250	-40.06	11.31	-25.0	-15.06	0.00	Vertical	Vertical	Pass
13381.576	-38.42	16.84	-25.0	-13.42	232.00	Vertical	Vertical	Pass
19658.250	-40.94	12.93	-25.0	-15.94	348.00	Vertical	Vertical	Pass

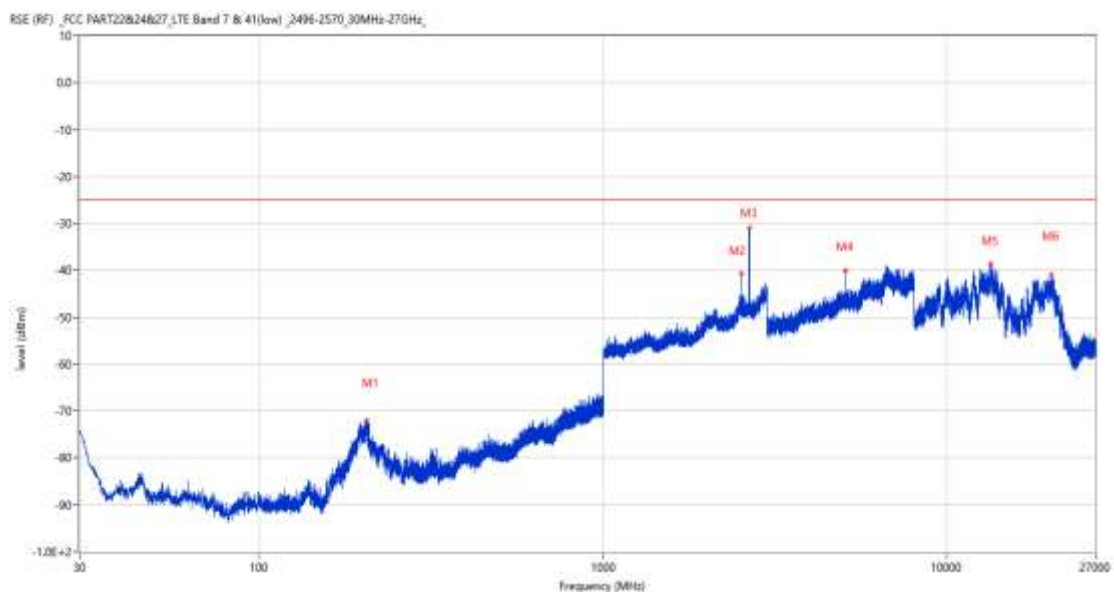
RSE-V&H LTE Band 7 BW5 CH21100



Frequency (MHz)	Result (dBm)	Factor (dB)	PK Limit (dBm)	Over Limit (dB)	Table (o)	ANT	EUT	Verdict
33.492	-70.34	-23.70	-25.0	-45.34	291.00	Vertical	Horizontal	Pass
1665.300	-51.34	0.09	-25.0	-26.34	324.00	Vertical	Horizontal	Pass
2657.300	-41.98	8.05	-25.0	-16.98	184.00	Vertical	Horizontal	N/A
6682.750	-38.66	14.66	-25.0	-13.66	59.00	Vertical	Horizontal	Pass
13382.625	-38.31	16.85	-25.0	-13.31	362.00	Vertical	Horizontal	Pass
20080.349	-40.45	12.96	-25.0	-15.45	174.00	Vertical	Horizontal	Pass

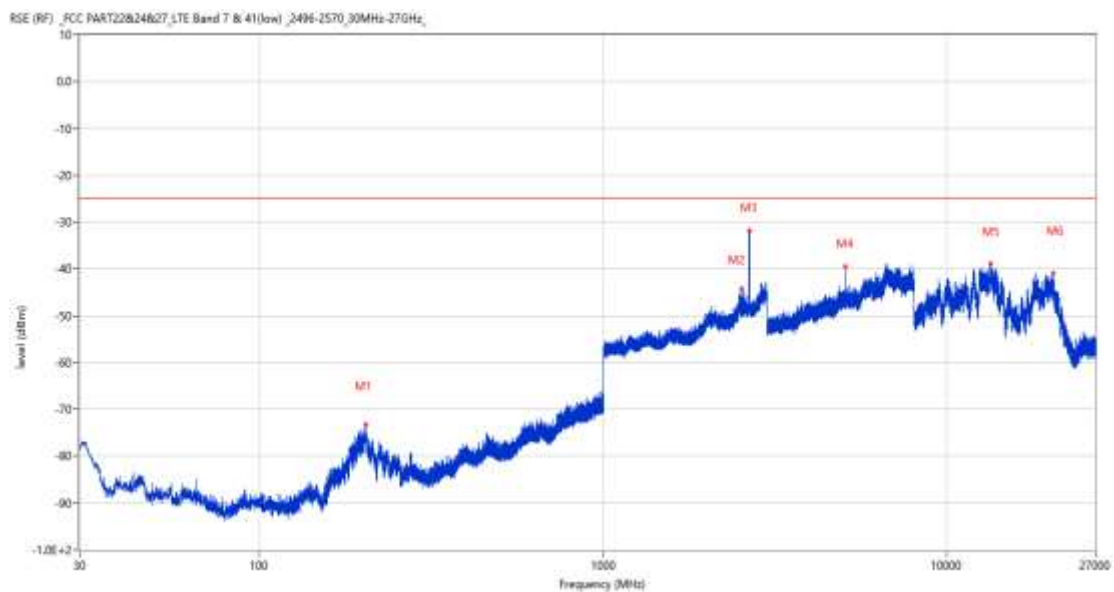
12.2 LTE Band 7 BW10, Middle Channel

RSE-H&H LTE Band 7 BW10 CH21100



Frequency (MHz)	Result (dBm)	Factor (dB)	PK Limit (dBm)	Over Limit (dB)	Table (o)	ANT	EUT	Verdict
204.406	-72.08	-15.43	-25.0	-47.08	266.00	Horizontal	Horizontal	Pass
2531.300	-40.80	8.18	-25.0	-15.80	141.00	Horizontal	Horizontal	N/A
2656.500	-31.06	8.15	-25.0	-6.06	103.00	Horizontal	Horizontal	N/A
5061.500	-40.16	11.20	-25.0	-15.16	118.00	Horizontal	Horizontal	Pass
13370.812	-38.65	16.74	-25.0	-13.65	289.00	Horizontal	Horizontal	Pass
20107.350	-40.88	12.96	-25.0	-15.88	70.00	Horizontal	Horizontal	Pass

RSE-H&V LTE Band 7 BW10 CH21100



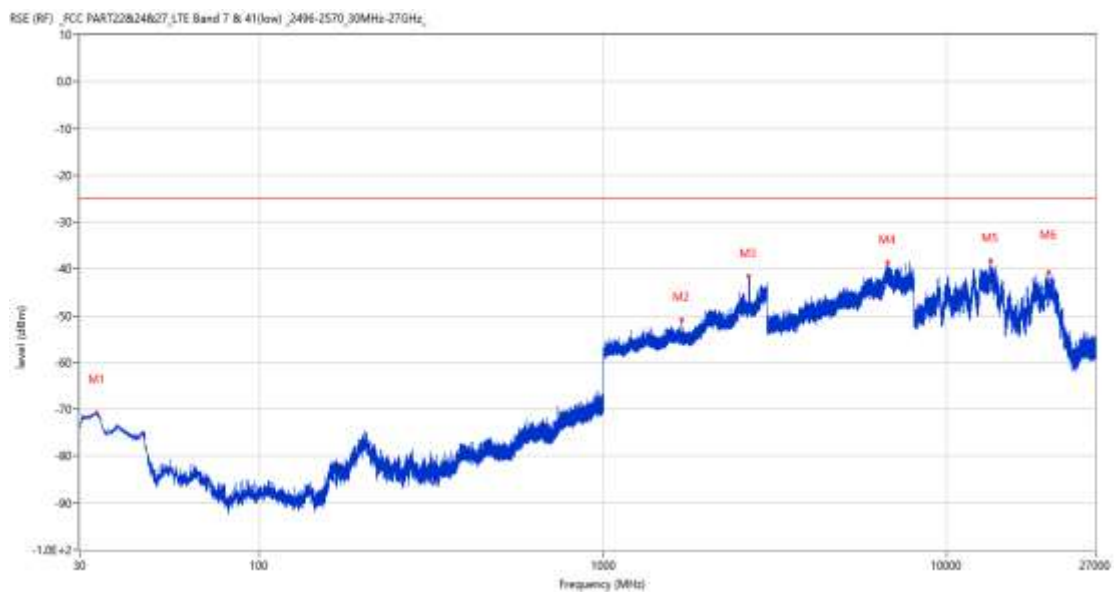
Frequency (MHz)	Result (dBm)	Factor (dB)	PK Limit (dBm)	Over Limit (dB)	Table (o)	ANT	EUT	Verdict
203.194	-73.32	-15.58	-25.0	-48.32	287.00	Horizontal	Vertical	Pass
2525.200	-44.36	8.20	-25.0	-19.36	271.00	Horizontal	Vertical	N/A
2657.600	-31.89	8.05	-25.0	-6.89	149.00	Horizontal	Vertical	N/A
5061.750	-39.58	11.23	-25.0	-14.58	222.00	Horizontal	Vertical	Pass
13420.425	-38.96	16.56	-25.0	-13.96	236.00	Horizontal	Vertical	Pass
20350.349	-40.88	12.97	-25.0	-15.88	100.00	Horizontal	Vertical	Pass

RSE-V&V LTE Band 7 BW10 CH21100



Frequency (MHz)	Result (dBm)	Factor (dB)	PK Limit (dBm)	Over Limit (dB)	Table (o)	ANT	EUT	Verdict
33.201	-69.51	-23.97	-25.0	-44.51	306.00	Vertical	Vertical	Pass
2531.300	-43.53	8.18	-25.0	-18.53	104.00	Vertical	Vertical	N/A
2656.700	-38.41	8.12	-25.0	-13.41	224.00	Vertical	Vertical	N/A
5061.500	-41.29	11.20	-25.0	-16.29	58.00	Vertical	Vertical	Pass
13344.825	-38.73	16.34	-25.0	-13.73	109.00	Vertical	Vertical	Pass
19294.650	-40.22	12.92	-25.0	-15.22	288.00	Vertical	Vertical	Pass

RSE-V&H LTE Band 7 BW10 CH21100



Frequency (MHz)	Result (dBm)	Factor (dB)	PK Limit (dBm)	Over Limit (dB)	Table (o)	ANT	EUT	Verdict
33.492	-70.83	-23.70	-25.0	-45.83	205.00	Vertical	Horizontal	Pass
1690.700	-50.86	0.39	-25.0	-25.86	226.00	Vertical	Horizontal	Pass
2654.300	-41.57	8.31	-25.0	-16.57	137.00	Vertical	Horizontal	N/A
6720.500	-38.77	15.65	-25.0	-13.77	107.00	Vertical	Horizontal	Pass
13387.350	-38.24	16.89	-25.0	-13.24	-3.00	Vertical	Horizontal	Pass
19767.151	-40.79	12.94	-25.0	-15.79	156.00	Vertical	Horizontal	Pass

12.3 LTE Band 7 BW15, Middle Channel

RSE-H&H LTE Band 7 BW15 CH21100



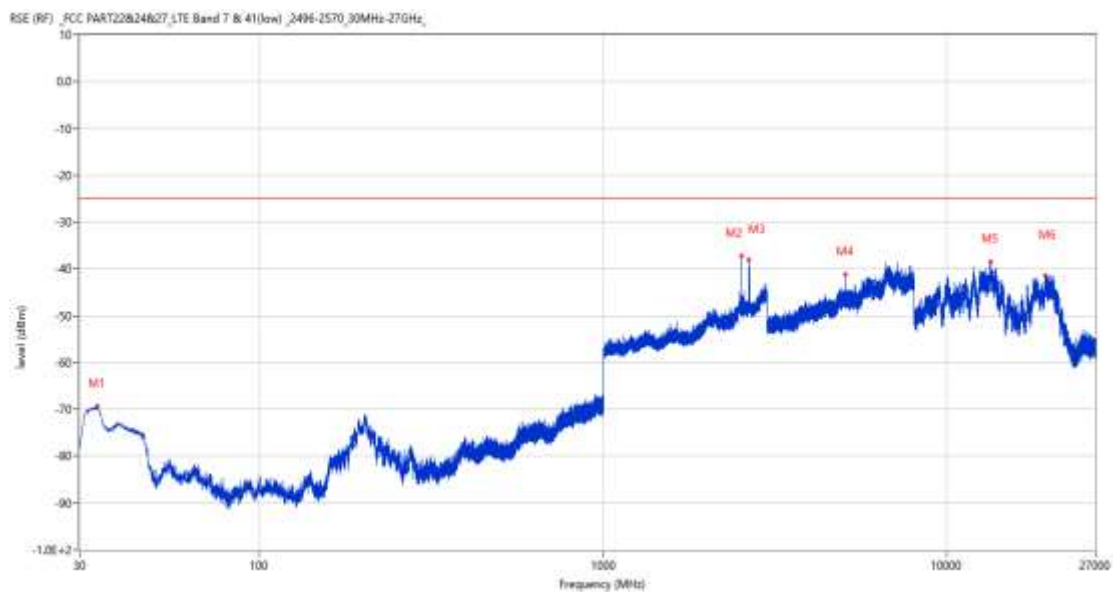
Frequency (MHz)	Result (dBm)	Factor (dB)	PK Limit (dBm)	Over Limit (dB)	Table (o)	ANT	EUT	Verdict
204.164	-72.77	-15.46	-25.0	-47.77	99.00	Horizontal	Horizontal	Pass
2529.100	-33.42	8.19	-25.0	-8.42	148.00	Horizontal	Horizontal	N/A
2651.100	-32.15	8.56	-25.0	-7.15	138.00	Horizontal	Horizontal	N/A
5057.000	-39.42	11.18	-25.0	-14.42	12.00	Horizontal	Horizontal	Pass
13379.474	-38.08	16.82	-25.0	-13.08	290.00	Horizontal	Horizontal	Pass
20072.249	-40.95	12.96	-25.0	-15.95	149.00	Horizontal	Horizontal	Pass

RSE-H&V LTE Band 7 BW15 CH21100



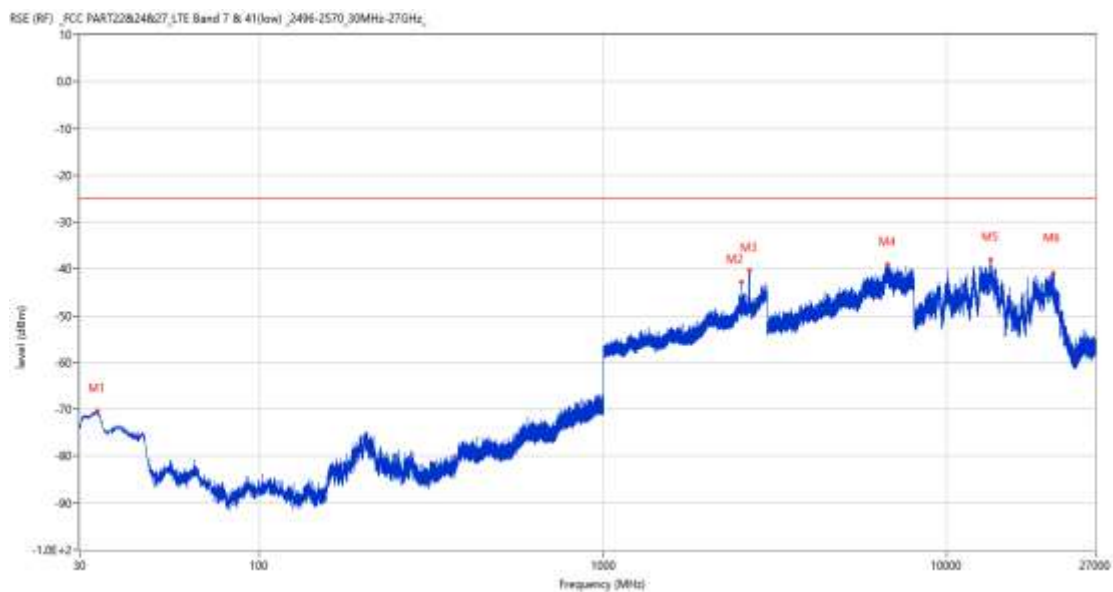
Frequency (MHz)	Result (dBm)	Factor (dB)	PK Limit (dBm)	Over Limit (dB)	Table (o)	ANT	EUT	Verdict
204.018	-71.55	-15.48	-25.0	-46.55	293.00	Horizontal	Vertical	Pass
2528.900	-40.60	8.19	-25.0	-15.60	198.00	Horizontal	Vertical	N/A
2660.900	-31.54	7.92	-25.0	-6.54	149.00	Horizontal	Vertical	N/A
5057.250	-38.41	11.20	-25.0	-13.41	222.00	Horizontal	Vertical	Pass
13363.463	-38.76	16.67	-25.0	-13.76	134.00	Horizontal	Vertical	Pass
19734.301	-40.25	12.94	-25.0	-15.25	122.00	Horizontal	Vertical	Pass

RSE-V&V LTE Band 7 BW15 CH21100



Frequency (MHz)	Result (dBm)	Factor (dB)	PK Limit (dBm)	Over Limit (dB)	Table (o)	ANT	EUT	Verdict
33.686	-69.44	-23.51	-25.0	-44.44	290.00	Vertical	Vertical	Pass
2528.900	-37.31	8.19	-25.0	-12.31	104.00	Vertical	Vertical	N/A
2650.200	-38.04	8.56	-25.0	-13.04	208.00	Vertical	Vertical	N/A
5057.500	-41.26	11.22	-25.0	-16.26	63.00	Vertical	Vertical	Pass
13390.238	-38.51	16.92	-25.0	-13.51	162.00	Vertical	Vertical	Pass
19258.651	-41.45	12.91	-25.0	-16.45	250.00	Vertical	Vertical	Pass

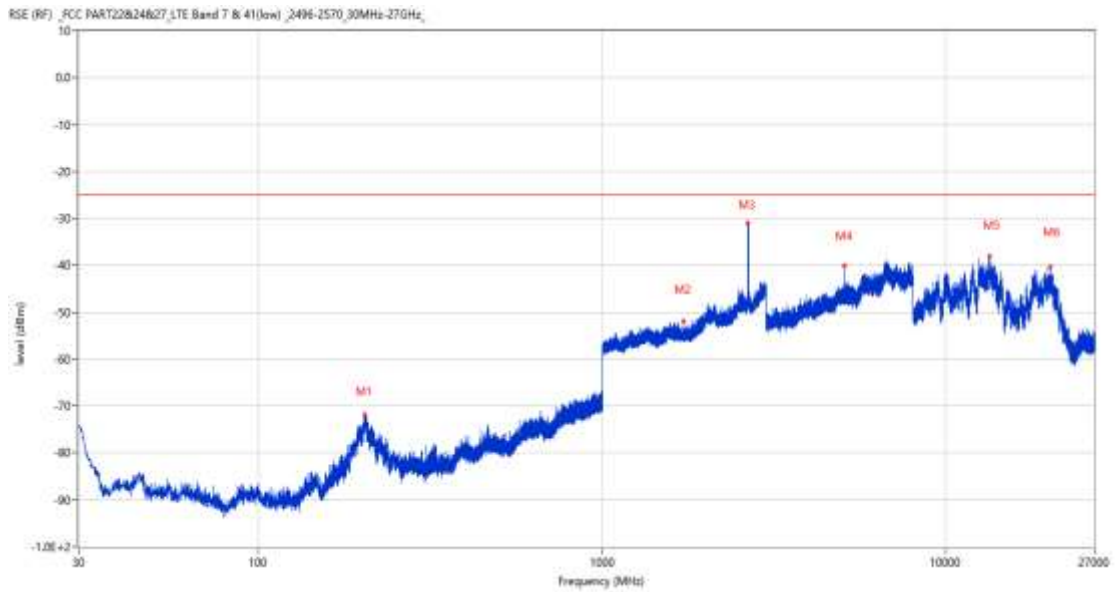
RSE-V&H LTE Band 7 BW15 CH21100



Frequency (MHz)	Result (dBm)	Factor (dB)	PK Limit (dBm)	Over Limit (dB)	Table (o)	ANT	EUT	Verdict
33.686	-70.46	-23.51	-25.0	-45.46	289.00	Vertical	Horizontal	Pass
2529.000	-42.79	8.19	-25.0	-17.79	279.00	Vertical	Horizontal	N/A
2656.700	-40.39	8.12	-25.0	-15.39	130.00	Vertical	Horizontal	N/A
6697.750	-39.05	15.21	-25.0	-14.05	272.00	Vertical	Horizontal	Pass
13388.401	-38.11	16.90	-25.0	-13.11	342.00	Vertical	Horizontal	Pass
20377.801	-41.00	12.97	-25.0	-16.00	43.00	Vertical	Horizontal	Pass

12.4 LTE Band 7 BW20, Middle Channel

RSE-H&H LTE Band 7 BW20 CH21100



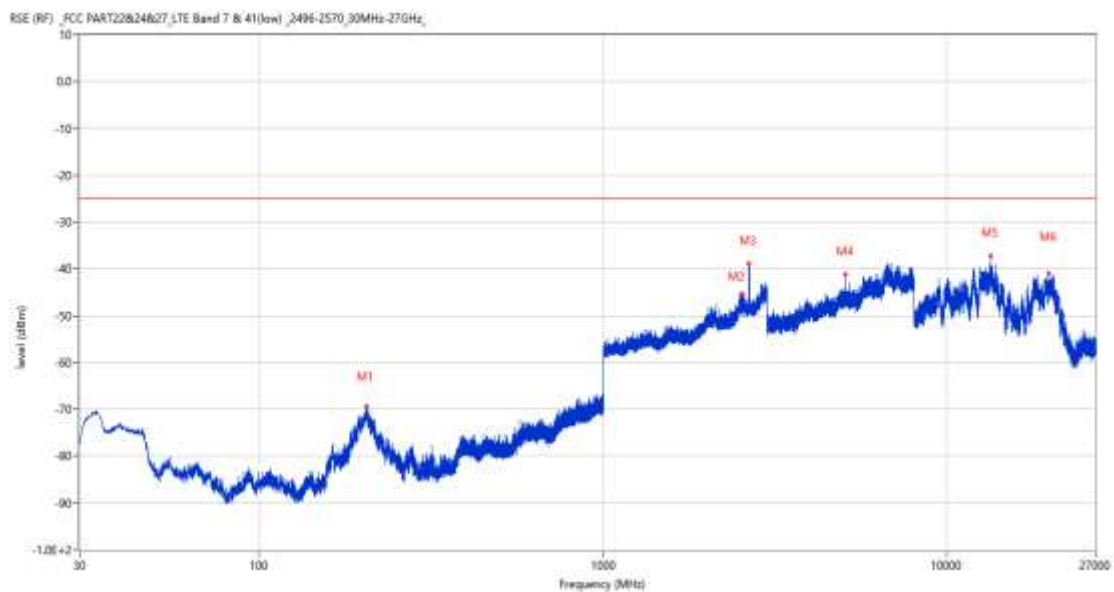
Frequency (MHz)	Result (dBm)	Factor (dB)	PK Limit (dBm)	Over Limit (dB)	Table (o)	ANT	EUT	Verdict
204.212	-71.83	-15.46	-25.0	-46.83	255.00	Horizontal	Horizontal	Pass
1721.300	-51.91	-0.28	-25.0	-26.91	217.00	Horizontal	Horizontal	Pass
2654.300	-30.92	8.31	-25.0	-5.92	138.00	Horizontal	Horizontal	N/A
5052.250	-40.17	11.03	-25.0	-15.17	107.00	Horizontal	Horizontal	Pass
13386.563	-38.12	16.88	-25.0	-13.12	181.00	Horizontal	Horizontal	Pass
20083.050	-40.36	12.96	-25.0	-15.36	-2.00	Horizontal	Horizontal	Pass

RSE-H&V LTE Band 7 BW20 CH21100



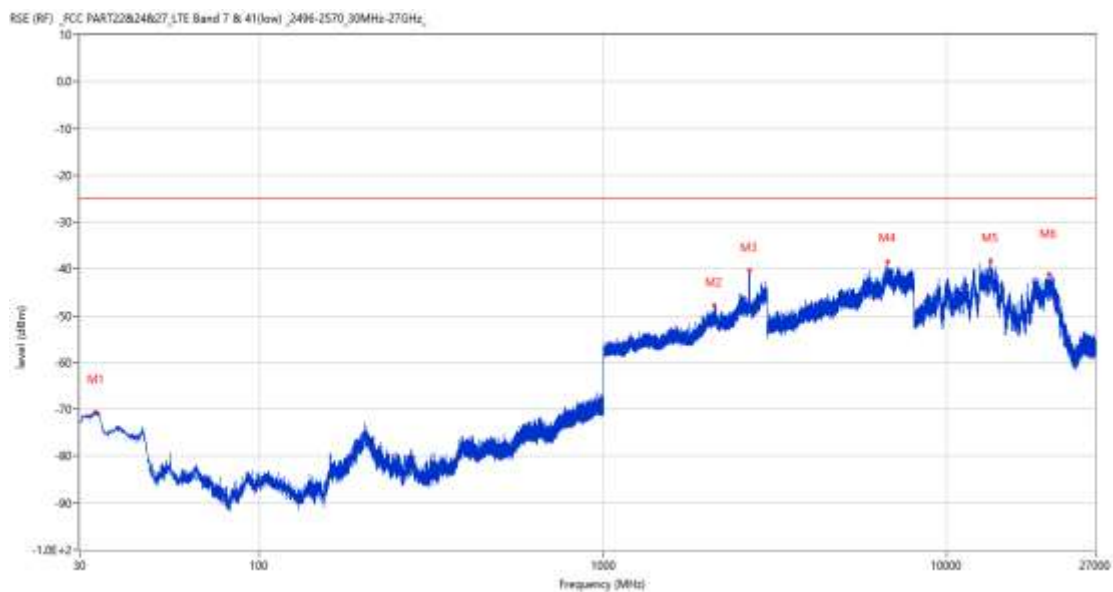
Frequency (MHz)	Result (dBm)	Factor (dB)	PK Limit (dBm)	Over Limit (dB)	Table (o)	ANT	EUT	Verdict
203.630	-72.94	-15.52	-25.0	-47.94	253.00	Horizontal	Vertical	Pass
1644.800	-52.33	0.47	-25.0	-27.33	61.00	Horizontal	Vertical	Pass
2660.400	-31.71	7.94	-25.0	-6.71	148.00	Horizontal	Vertical	N/A
5052.250	-39.06	11.03	-25.0	-14.06	212.00	Horizontal	Vertical	Pass
13359.000	-38.45	16.62	-25.0	-13.45	51.00	Horizontal	Vertical	Pass
17961.413	-41.16	13.81	-25.0	-16.16	104.00	Horizontal	Vertical	Pass

RSE-V&V LTE Band 7 BW20 CH21100



Frequency (MHz)	Result (dBm)	Factor (dB)	PK Limit (dBm)	Over Limit (dB)	Table (o)	ANT	EUT	Verdict
204.600	-69.32	-15.40	-25.0	-44.32	97.00	Vertical	Vertical	Pass
2534.800	-45.25	8.17	-25.0	-20.25	114.00	Vertical	Vertical	N/A
2654.100	-38.92	8.31	-25.0	-13.92	208.00	Vertical	Vertical	N/A
5052.750	-41.26	11.02	-25.0	-16.26	121.00	Vertical	Vertical	Pass
13381.576	-37.26	16.84	-25.0	-12.26	141.00	Vertical	Vertical	Pass
19719.901	-41.02	12.94	-25.0	-16.02	148.00	Vertical	Vertical	Pass

RSE-V&H LTE Band 7 BW20 CH21100

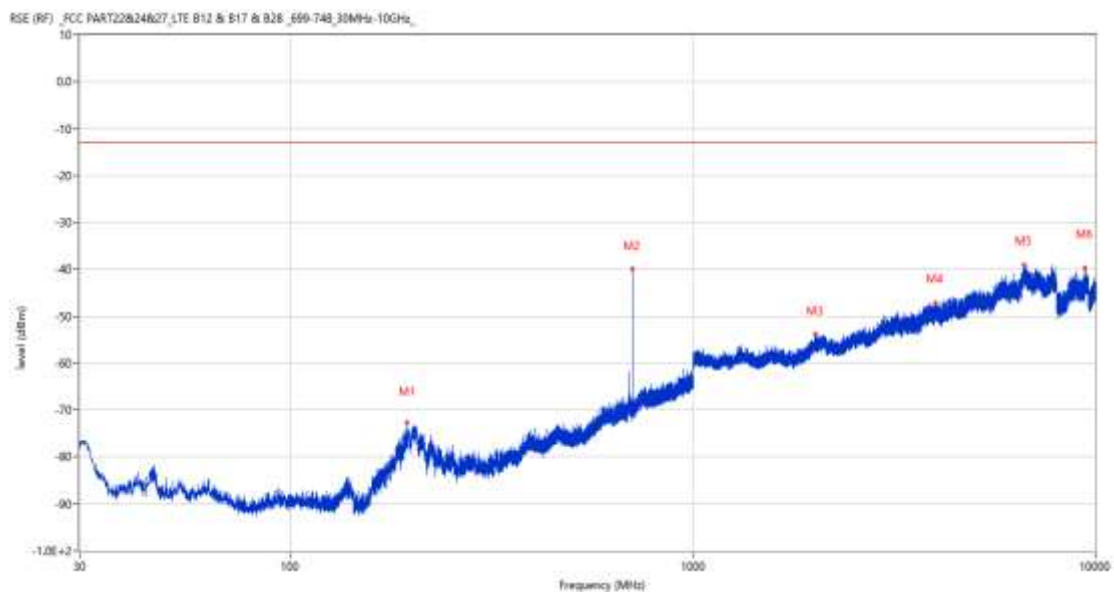


Frequency (MHz)	Result (dBm)	Factor (dB)	PK Limit (dBm)	Over Limit (dB)	Table (o)	ANT	EUT	Verdict
33.444	-70.49	-23.75	-25.0	-45.49	274.00	Vertical	Horizontal	Pass
2099.700	-47.80	4.64	-25.0	-22.80	179.00	Vertical	Horizontal	Pass
2656.400	-40.30	8.16	-25.0	-15.30	11.00	Vertical	Horizontal	N/A
6712.000	-38.52	15.59	-25.0	-13.52	36.00	Vertical	Horizontal	Pass
13359.526	-38.33	16.63	-25.0	-13.33	-3.00	Vertical	Horizontal	Pass
19784.700	-41.22	12.94	-25.0	-16.22	44.00	Vertical	Horizontal	Pass

13 LTE Band 12

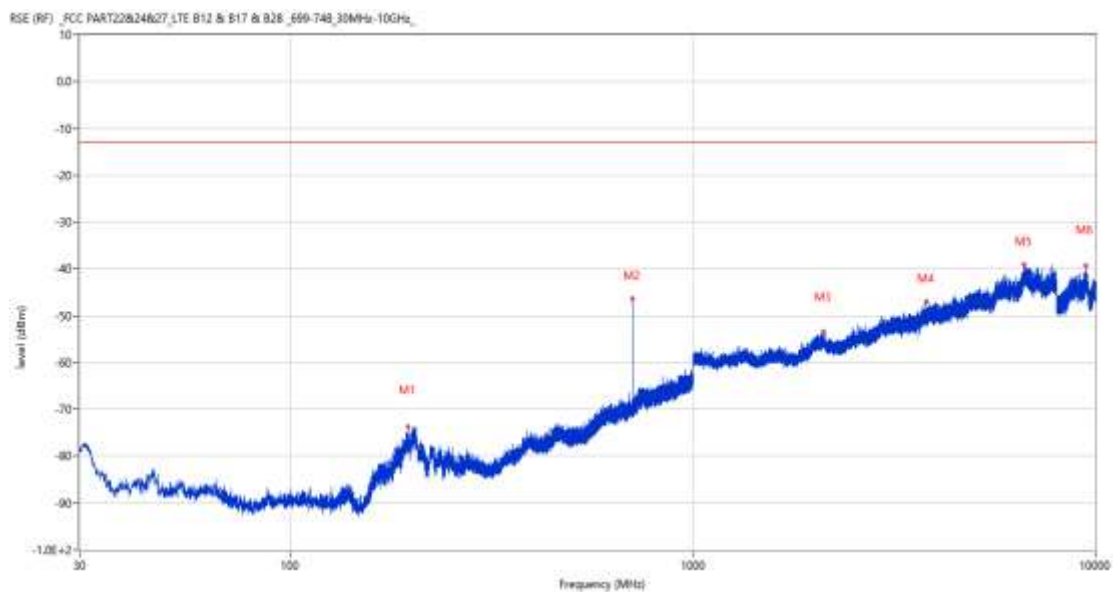
13.1 LTE Band 12 BW1.4, Middle Channel

RSE-H&H LTE Band 12 BW1.4 CH23095



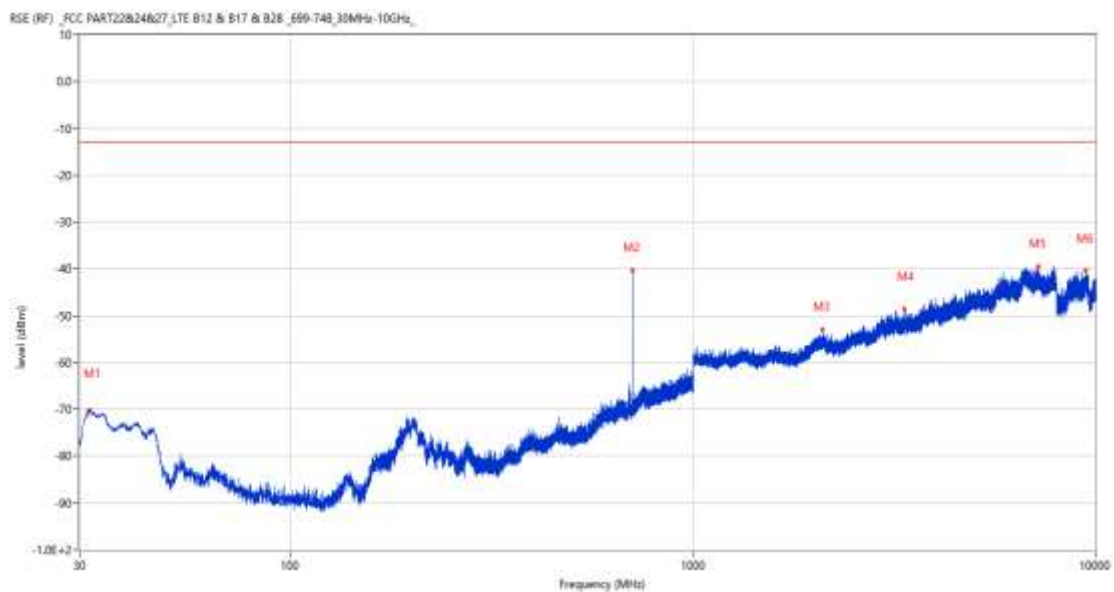
Frequency (MHz)	Result (dBm)	Factor (dB)	PK Limit (dBm)	Over Limit (dB)	Table (o)	ANT	EUT	Verdict
194.948	-72.62	-13.91	-13.0	-59.62	95.00	Horizontal	Horizontal	Pass
707.011	-40.00	1.42	-13.0	-27.00	108.00	Horizontal	Horizontal	N/A
2021.100	-53.85	-1.44	-13.0	-40.85	301.00	Horizontal	Horizontal	Pass
4004.500	-47.19	9.12	-13.0	-34.19	91.00	Horizontal	Horizontal	Pass
6637.500	-39.07	15.03	-13.0	-26.07	72.00	Horizontal	Horizontal	Pass
9435.700	-39.79	14.00	-13.0	-26.79	360.00	Horizontal	Horizontal	Pass

RSE-H&V LTE Band 12 BW1.4 CH23095



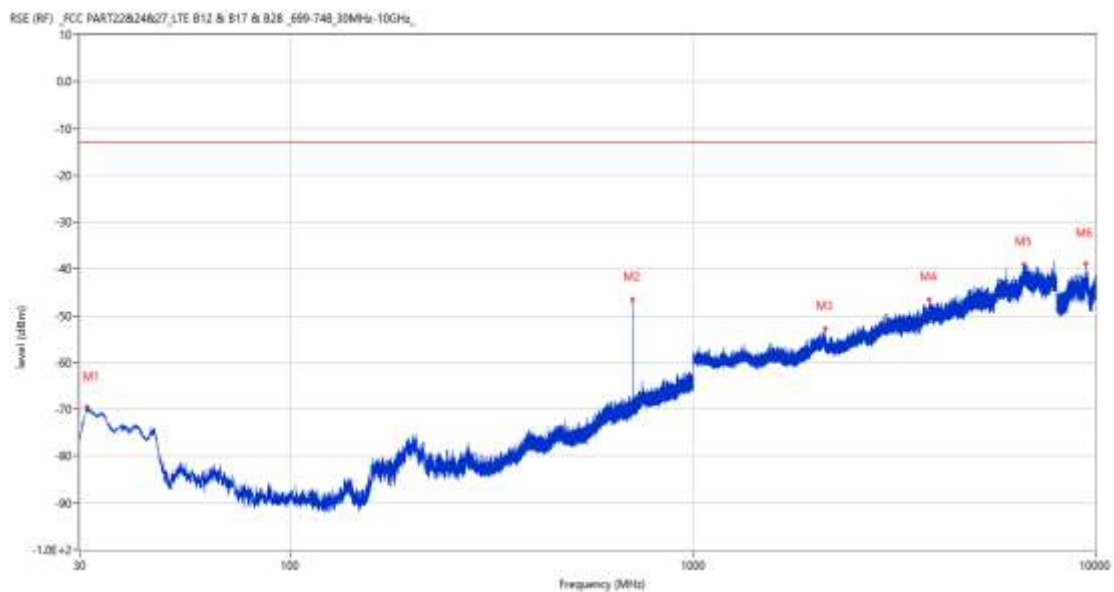
Frequency (MHz)	Result (dBm)	Factor (dB)	PK Limit (dBm)	Over Limit (dB)	Table (o)	ANT	EUT	Verdict
196.452	-73.60	-14.08	-13.0	-60.60	259.00	Horizontal	Vertical	Pass
707.060	-46.40	1.42	-13.0	-33.40	265.00	Horizontal	Vertical	N/A
2106.900	-53.30	-0.22	-13.0	-40.30	58.00	Horizontal	Vertical	Pass
3795.250	-47.06	7.93	-13.0	-34.06	204.00	Horizontal	Vertical	Pass
6649.250	-39.17	15.17	-13.0	-26.17	349.00	Horizontal	Vertical	Pass
9446.000	-39.36	14.16	-13.0	-26.36	360.00	Horizontal	Vertical	Pass

RSE-V&V LTE Band 12 BW1.4 CH23095



Frequency (MHz)	Result (dBm)	Factor (dB)	PK Limit (dBm)	Over Limit (dB)	Table (o)	ANT	EUT	Verdict
31.698	-70.22	-23.79	-13.0	-57.22	286.00	Vertical	Vertical	Pass
707.109	-40.34	1.42	-13.0	-27.34	166.00	Vertical	Vertical	N/A
2102.000	-52.97	-0.06	-13.0	-39.97	260.00	Vertical	Vertical	Pass
3355.750	-48.64	6.68	-13.0	-35.64	60.00	Vertical	Vertical	Pass
7204.000	-39.52	14.50	-13.0	-26.52	1.00	Vertical	Vertical	Pass
9463.700	-40.26	13.79	-13.0	-27.26	-3.00	Vertical	Vertical	Pass

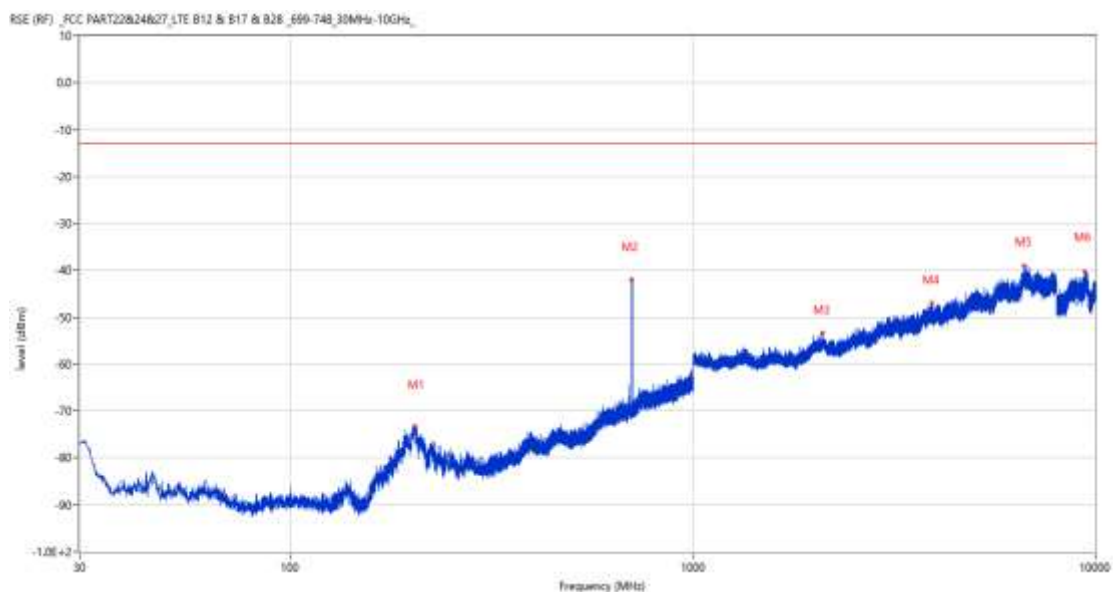
RSE-V&H LTE Band 12 BW1.4 CH23095



Frequency (MHz)	Result (dBm)	Factor (dB)	PK Limit (dBm)	Over Limit (dB)	Table (o)	ANT	EUT	Verdict
31.309	-69.50	-23.67	-13.0	-56.50	272.00	Vertical	Horizontal	Pass
707.011	-46.56	1.42	-13.0	-33.56	336.00	Vertical	Horizontal	N/A
2128.200	-52.77	-0.92	-13.0	-39.77	131.00	Vertical	Horizontal	Pass
3857.250	-46.53	8.82	-13.0	-33.53	325.00	Vertical	Horizontal	Pass
6652.250	-39.08	15.07	-13.0	-26.08	362.00	Vertical	Horizontal	Pass
9447.900	-38.83	14.19	-13.0	-25.83	65.00	Vertical	Horizontal	Pass

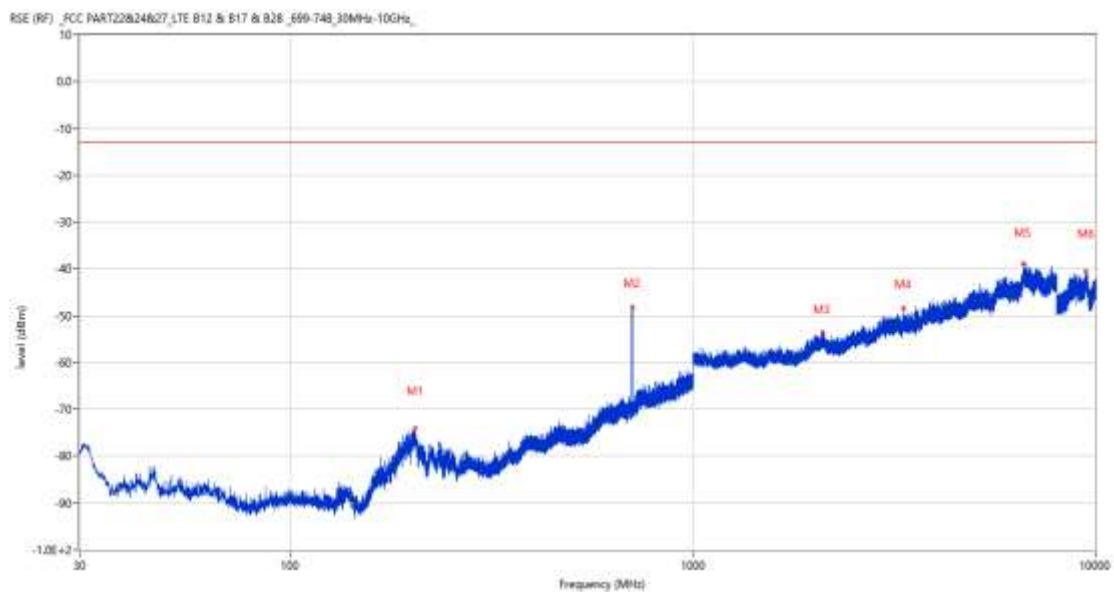
13.2 LTE Band 12 BW3, Middle Channel

RSE-H&H LTE Band 12 BW3 CH23095



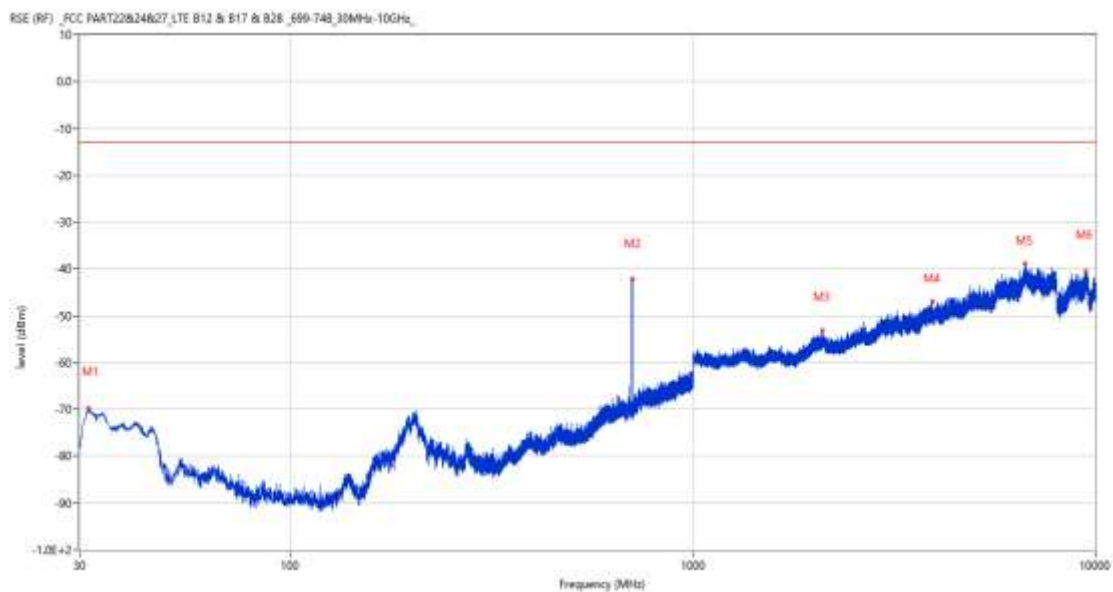
Frequency (MHz)	Result (dBm)	Factor (dB)	PK Limit (dBm)	Over Limit (dB)	Table (o)	ANT	EUT	Verdict
204.066	-73.28	-13.57	-13.0	-60.28	289.00	Horizontal	Horizontal	Pass
706.235	-41.92	1.39	-13.0	-28.92	91.00	Horizontal	Horizontal	N/A
2098.500	-53.37	-0.13	-13.0	-40.37	269.00	Horizontal	Horizontal	Pass
3924.000	-46.90	8.90	-13.0	-33.90	168.00	Horizontal	Horizontal	Pass
6648.000	-39.14	15.12	-13.0	-26.14	34.00	Horizontal	Horizontal	Pass
9436.800	-40.24	14.02	-13.0	-27.24	176.00	Horizontal	Horizontal	Pass

RSE-H&V LTE Band 12 BW3 CH23095



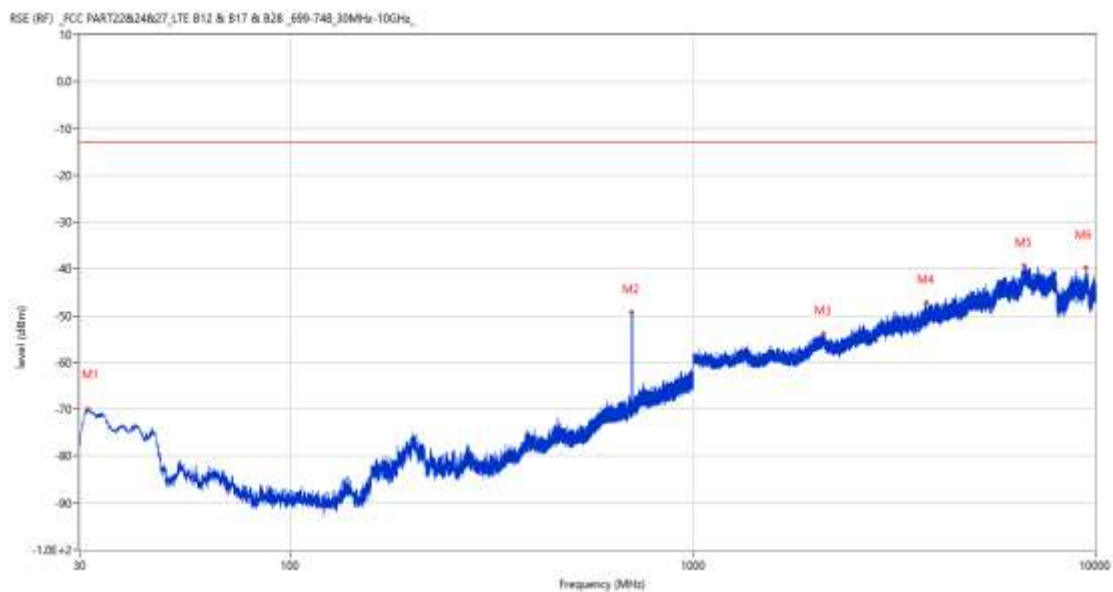
Frequency (MHz)	Result (dBm)	Factor (dB)	PK Limit (dBm)	Over Limit (dB)	Table (o)	ANT	EUT	Verdict
204.212	-74.01	-13.55	-13.0	-61.01	275.00	Horizontal	Vertical	Pass
706.284	-48.13	1.40	-13.0	-35.13	255.00	Horizontal	Vertical	N/A
2105.300	-53.65	-0.21	-13.0	-40.65	315.00	Horizontal	Vertical	Pass
3338.250	-48.44	5.87	-13.0	-35.44	173.00	Horizontal	Vertical	Pass
6605.500	-38.80	14.38	-13.0	-25.80	238.00	Horizontal	Vertical	Pass
9470.000	-40.63	13.60	-13.0	-27.63	125.00	Horizontal	Vertical	Pass

RSE-V&V LTE Band 12 BW3 CH23095



Frequency (MHz)	Result (dBm)	Factor (dB)	PK Limit (dBm)	Over Limit (dB)	Table (o)	ANT	EUT	Verdict
31.552	-69.78	-23.74	-13.0	-56.78	310.00	Vertical	Vertical	Pass
706.284	-42.21	1.40	-13.0	-29.21	161.00	Vertical	Vertical	N/A
2096.800	-53.24	-0.27	-13.0	-40.24	266.00	Vertical	Vertical	Pass
3933.500	-46.95	8.31	-13.0	-33.95	110.00	Vertical	Vertical	Pass
6698.500	-38.90	15.25	-13.0	-25.90	110.00	Vertical	Vertical	Pass
9449.700	-40.57	14.22	-13.0	-27.57	191.00	Vertical	Vertical	Pass

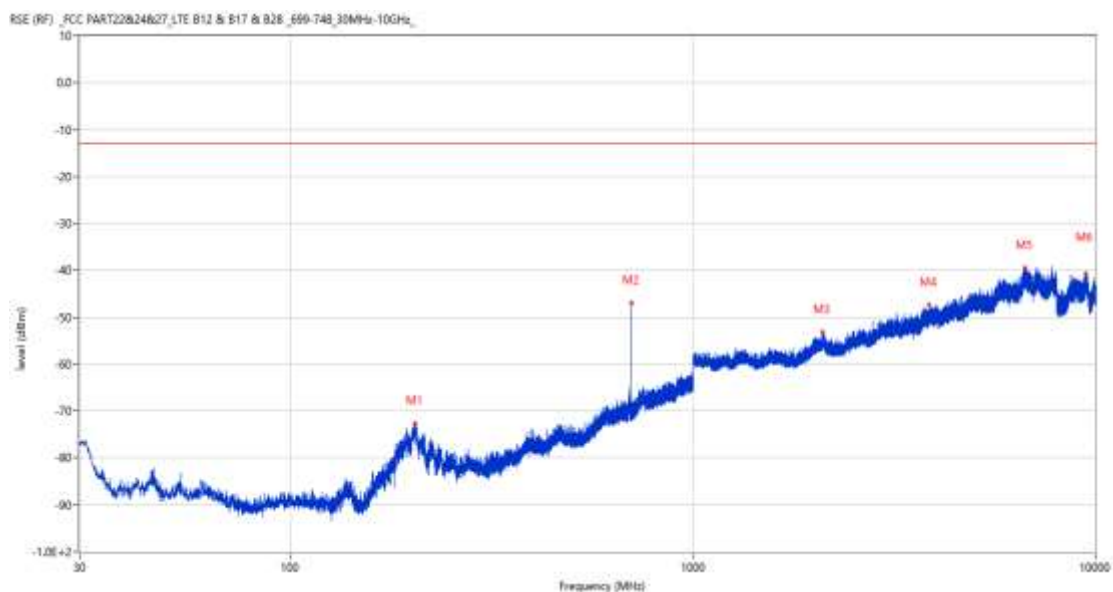
RSE-V&H LTE Band 12 BW3 CH23095



Frequency (MHz)	Result (dBm)	Factor (dB)	PK Limit (dBm)	Over Limit (dB)	Table (o)	ANT	EUT	Verdict
31.455	-69.88	-23.71	-13.0	-56.88	286.00	Vertical	Horizontal	Pass
706.235	-49.18	1.39	-13.0	-36.18	338.00	Vertical	Horizontal	N/A
2112.800	-53.84	-0.56	-13.0	-40.84	240.00	Vertical	Horizontal	Pass
3812.250	-47.20	7.42	-13.0	-34.20	306.00	Vertical	Horizontal	Pass
6647.250	-39.36	15.22	-13.0	-26.36	73.00	Vertical	Horizontal	Pass
9453.100	-39.81	14.12	-13.0	-26.81	204.00	Vertical	Horizontal	Pass

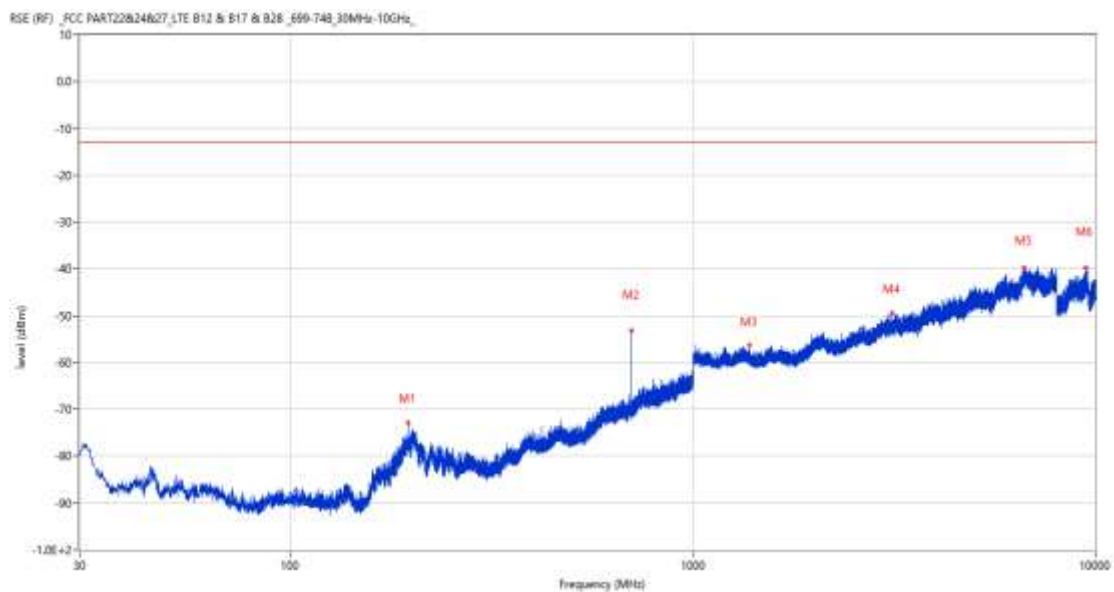
13.3 LTE Band 12 BW5, Middle Channel

RSE-H&H LTE Band 12 BW5 CH23095



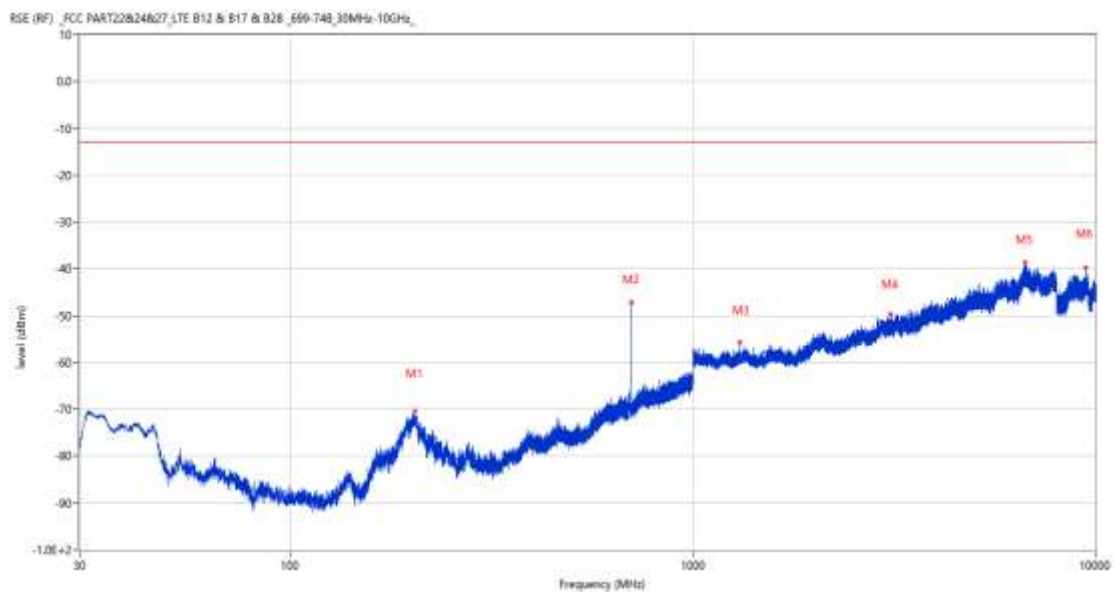
Frequency (MHz)	Result (dBm)	Factor (dB)	PK Limit (dBm)	Over Limit (dB)	Table (o)	ANT	EUT	Verdict
204.260	-72.66	-13.54	-13.0	-59.66	321.00	Horizontal	Horizontal	Pass
705.362	-47.02	1.37	-13.0	-34.02	78.00	Horizontal	Horizontal	N/A
2102.100	-53.25	-0.05	-13.0	-40.25	222.00	Horizontal	Horizontal	Pass
3868.000	-47.43	8.71	-13.0	-34.43	363.00	Horizontal	Horizontal	Pass
6693.000	-39.50	14.86	-13.0	-26.50	208.00	Horizontal	Horizontal	Pass
9453.100	-40.67	14.12	-13.0	-27.67	323.00	Horizontal	Horizontal	Pass

RSE-H&V LTE Band 12 BW5 CH23095



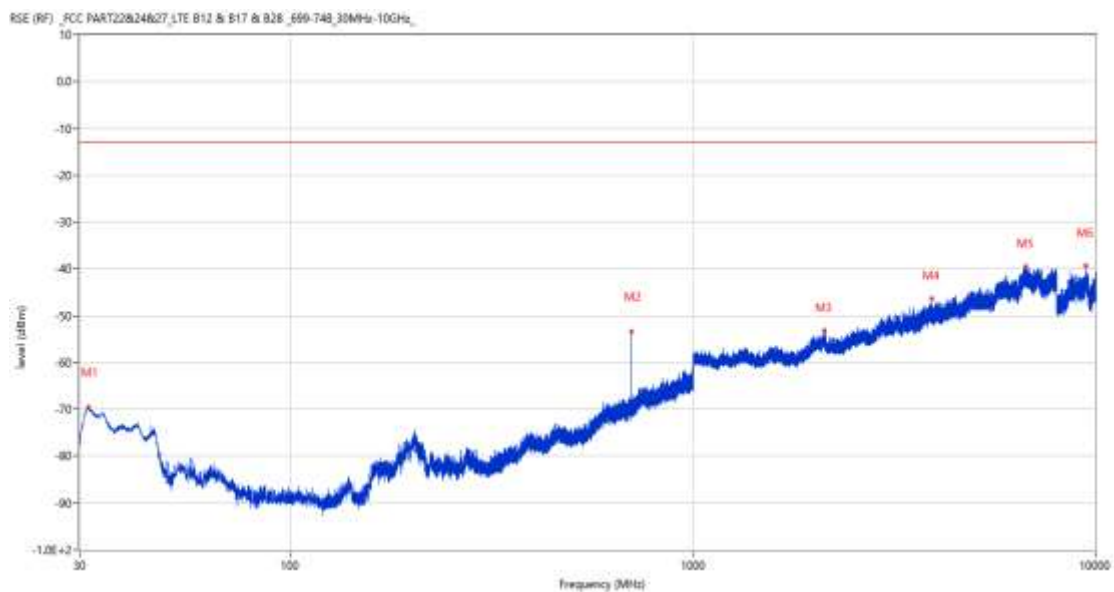
Frequency (MHz)	Result (dBm)	Factor (dB)	PK Limit (dBm)	Over Limit (dB)	Table (o)	ANT	EUT	Verdict
195.870	-72.76	-13.94	-13.0	-59.76	285.00	Horizontal	Vertical	Pass
705.362	-53.22	1.37	-13.0	-40.22	255.00	Horizontal	Vertical	N/A
1383.600	-56.25	-4.48	-13.0	-43.25	315.00	Horizontal	Vertical	Pass
3128.500	-49.49	5.38	-13.0	-36.49	126.00	Horizontal	Vertical	Pass
6648.500	-39.70	15.17	-13.0	-26.70	291.00	Horizontal	Vertical	Pass
9438.300	-39.67	14.04	-13.0	-26.67	-3.00	Horizontal	Vertical	Pass

RSE-V&V LTE Band 12 BW5 CH23095



Frequency (MHz)	Result (dBm)	Factor (dB)	PK Limit (dBm)	Over Limit (dB)	Table (o)	ANT	EUT	Verdict
204.648	-70.46	-13.49	-13.0	-57.46	240.00	Vertical	Vertical	Pass
705.314	-47.26	1.37	-13.0	-34.26	163.00	Vertical	Vertical	N/A
1307.300	-55.70	-3.95	-13.0	-42.70	189.00	Vertical	Vertical	Pass
3098.500	-49.64	5.42	-13.0	-36.64	270.00	Vertical	Vertical	Pass
6678.750	-38.67	14.58	-13.0	-25.67	141.00	Vertical	Vertical	Pass
9451.000	-39.80	14.19	-13.0	-26.80	34.00	Vertical	Vertical	Pass

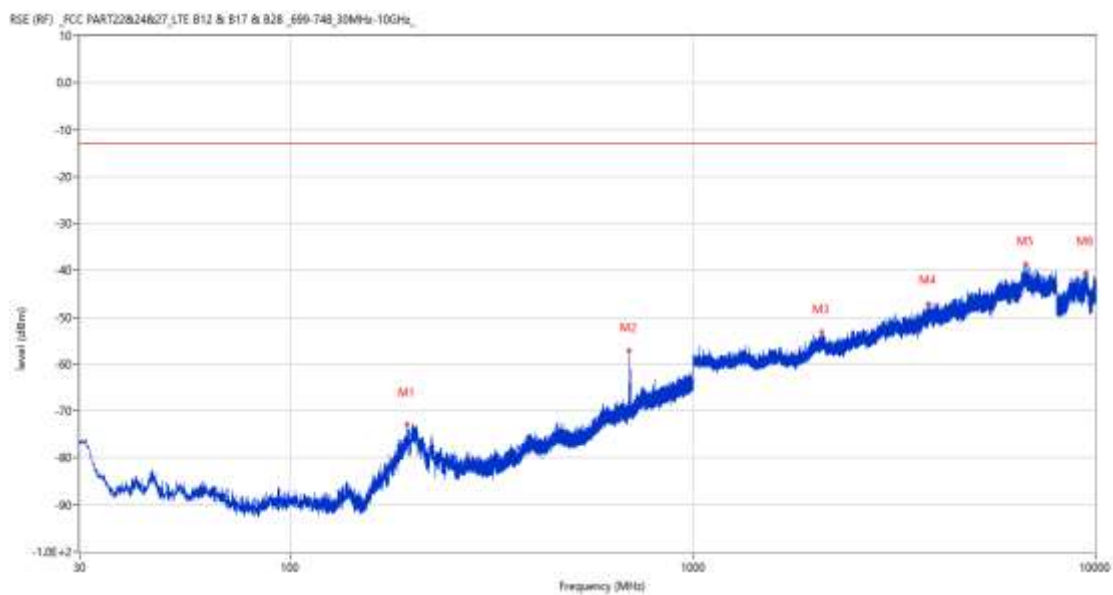
RSE-V&H LTE Band 12 BW5 CH23095



Frequency (MHz)	Result (dBm)	Factor (dB)	PK Limit (dBm)	Over Limit (dB)	Table (o)	ANT	EUT	Verdict
31.503	-69.57	-23.73	-13.0	-56.57	275.00	Vertical	Horizontal	Pass
705.362	-53.41	1.37	-13.0	-40.41	335.00	Vertical	Horizontal	N/A
2117.700	-53.12	-0.98	-13.0	-40.12	322.00	Vertical	Horizontal	Pass
3911.500	-46.45	9.29	-13.0	-33.45	128.00	Vertical	Horizontal	Pass
6723.750	-39.49	15.61	-13.0	-26.49	216.00	Vertical	Horizontal	Pass
9473.100	-39.34	13.50	-13.0	-26.34	341.00	Vertical	Horizontal	Pass

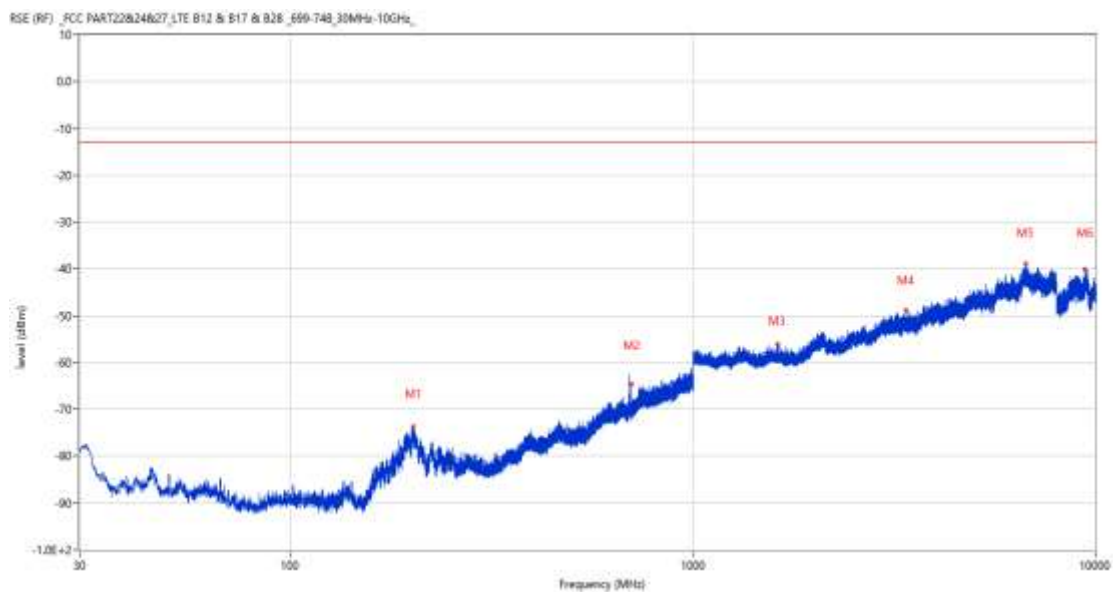
13.4 LTE Band 12 BW10, Middle Channel

RSE-H&H LTE Band 12 BW10 CH23095



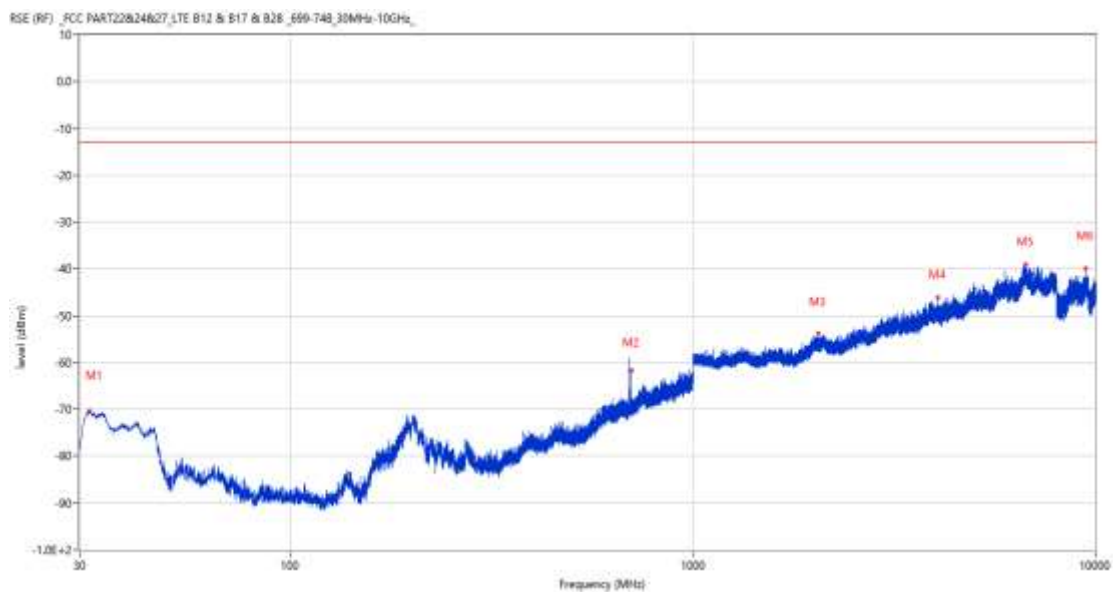
Frequency (MHz)	Result (dBm)	Factor (dB)	PK Limit (dBm)	Over Limit (dB)	Table (o)	ANT	EUT	Verdict
194.900	-72.85	-13.93	-13.0	-59.85	104.00	Horizontal	Horizontal	Pass
694.110	-57.12	1.10	-13.0	-44.12	97.00	Horizontal	Horizontal	N/A
2093.900	-53.27	-0.50	-13.0	-40.27	72.00	Horizontal	Horizontal	Pass
3849.250	-47.24	8.52	-13.0	-34.24	242.00	Horizontal	Horizontal	Pass
6720.500	-38.74	15.65	-13.0	-25.74	92.00	Horizontal	Horizontal	Pass
9448.200	-40.59	14.19	-13.0	-27.59	-3.00	Horizontal	Horizontal	Pass

RSE-H&V LTE Band 12 BW10 CH23095



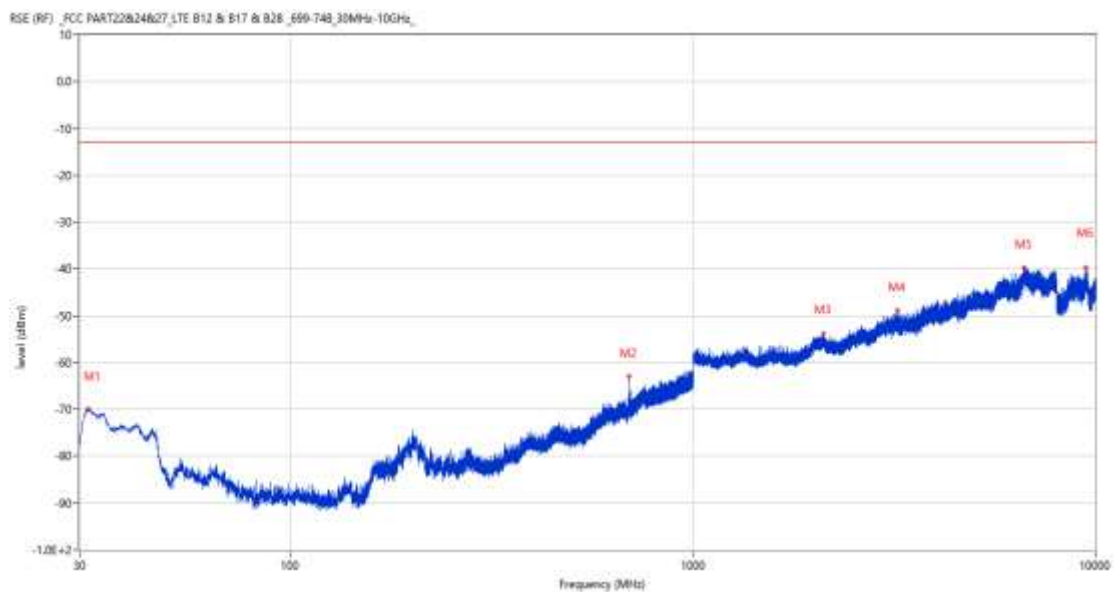
Frequency (MHz)	Result (dBm)	Factor (dB)	PK Limit (dBm)	Over Limit (dB)	Table (o)	ANT	EUT	Verdict
202.175	-73.66	-13.93	-13.0	-60.66	271.00	Horizontal	Vertical	Pass
703.083	-64.48	1.31	-13.0	-51.48	252.00	Horizontal	Vertical	N/A
1620.700	-56.15	-4.19	-13.0	-43.15	148.00	Horizontal	Vertical	Pass
3383.000	-48.86	6.92	-13.0	-35.86	226.00	Horizontal	Vertical	Pass
6716.250	-38.80	15.68	-13.0	-25.80	209.00	Horizontal	Vertical	Pass
9435.600	-40.17	14.00	-13.0	-27.17	96.00	Horizontal	Vertical	Pass

RSE-V&V LTE Band 12 BW10 CH23095



Frequency (MHz)	Result (dBm)	Factor (dB)	PK Limit (dBm)	Over Limit (dB)	Table (o)	ANT	EUT	Verdict
31.746	-70.28	-23.80	-13.0	-57.28	268.00	Vertical	Vertical	Pass
703.083	-61.73	1.31	-13.0	-48.73	155.00	Vertical	Vertical	N/A
2049.400	-53.72	-1.18	-13.0	-40.72	168.00	Vertical	Vertical	Pass
4060.000	-46.23	9.21	-13.0	-33.23	129.00	Vertical	Vertical	Pass
6702.250	-39.13	15.53	-13.0	-26.13	227.00	Vertical	Vertical	Pass
9483.099	-39.96	13.19	-13.0	-26.96	346.00	Vertical	Vertical	Pass

RSE-V&H LTE Band 12 BW10 CH23095

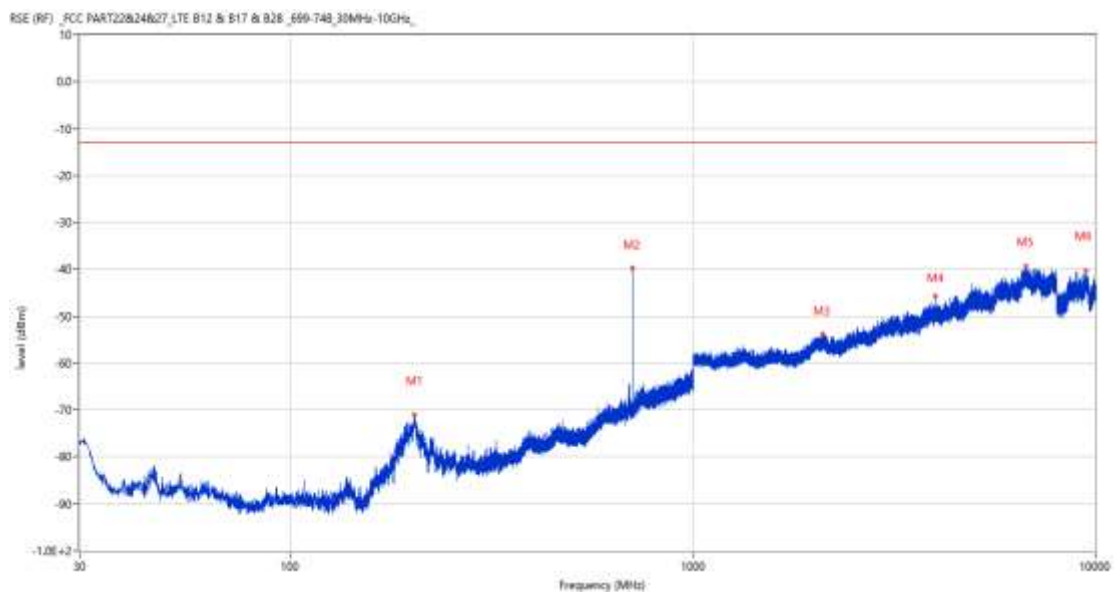


Frequency (MHz)	Result (dBm)	Factor (dB)	PK Limit (dBm)	Over Limit (dB)	Table (o)	ANT	EUT	Verdict
31.601	-69.86	-23.76	-13.0	-56.86	320.00	Vertical	Horizontal	Pass
694.159	-62.97	1.12	-13.0	-49.97	332.00	Vertical	Horizontal	N/A
2109.100	-53.85	-0.40	-13.0	-40.85	248.00	Vertical	Horizontal	Pass
3221.750	-48.92	6.45	-13.0	-35.92	13.00	Vertical	Horizontal	Pass
6637.000	-39.80	14.93	-13.0	-26.80	167.00	Vertical	Horizontal	Pass
9445.900	-39.75	14.16	-13.0	-26.75	360.00	Vertical	Horizontal	Pass

14 LTE Band 17

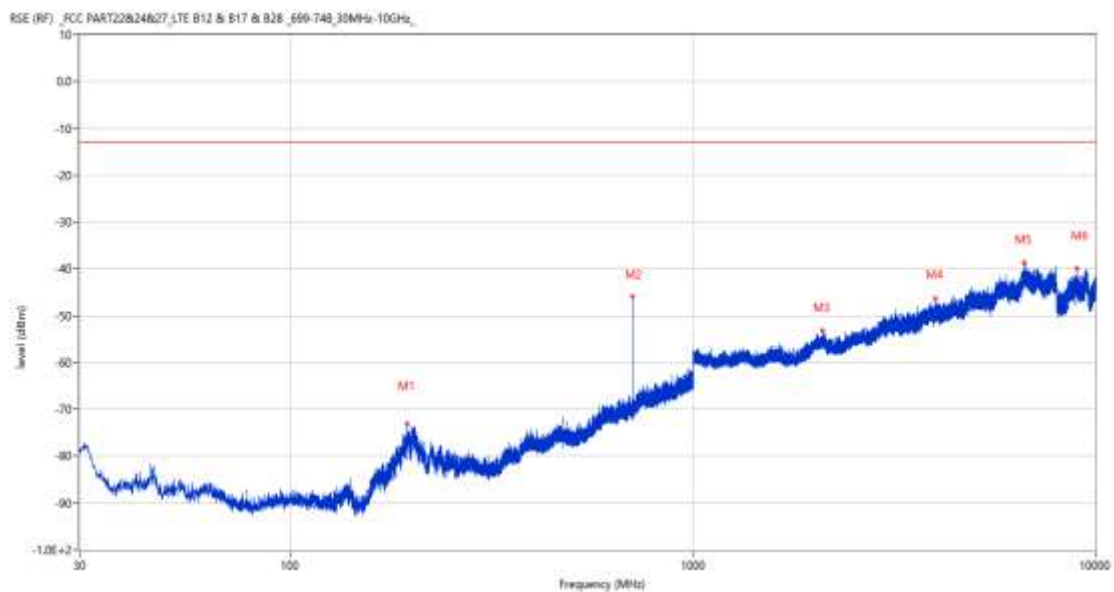
14.1 LTE Band 17 BW5, Middle Channel

RSE-H&H LTE Band 17 BW5 CH23790



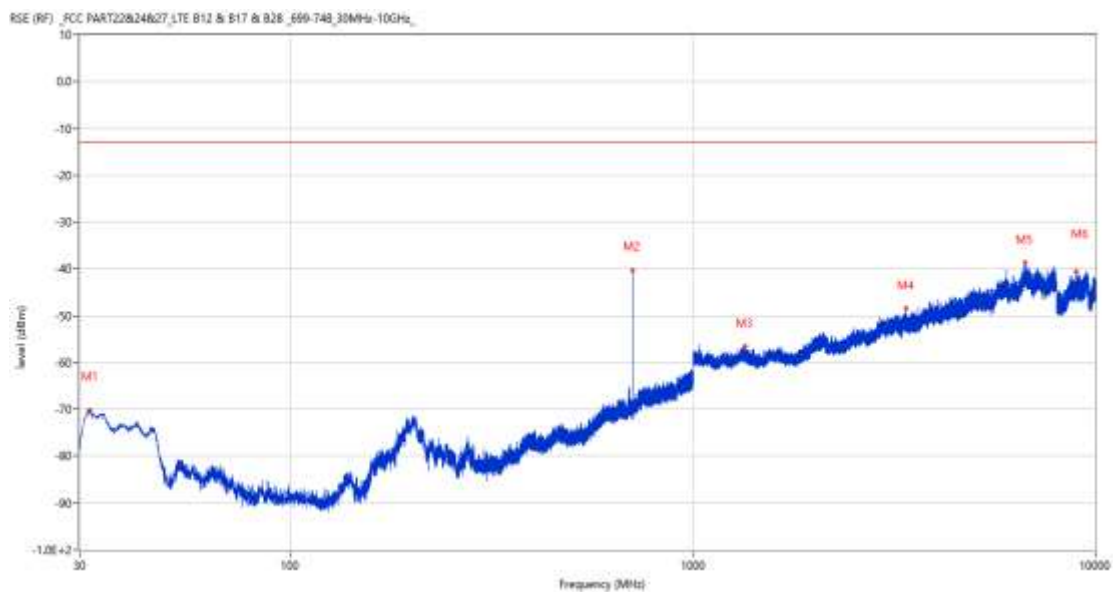
Frequency (MHz)	Result (dBm)	Factor (dB)	PK Limit (dBm)	Over Limit (dB)	Table (o)	ANT	EUT	Verdict
203.339	-71.03	-13.72	-13.0	-58.03	270.00	Horizontal	Horizontal	Pass
707.787	-39.75	1.44	-13.0	-26.75	98.00	Horizontal	Horizontal	N/A
2101.800	-53.84	-0.09	-13.0	-40.84	198.00	Horizontal	Horizontal	Pass
4009.500	-45.76	9.13	-13.0	-32.76	264.00	Horizontal	Horizontal	Pass
6706.250	-39.33	15.54	-13.0	-26.33	60.00	Horizontal	Horizontal	Pass
9448.901	-40.41	14.20	-13.0	-27.41	142.00	Horizontal	Horizontal	Pass

RSE-H&V LTE Band 17 BW5 CH23790



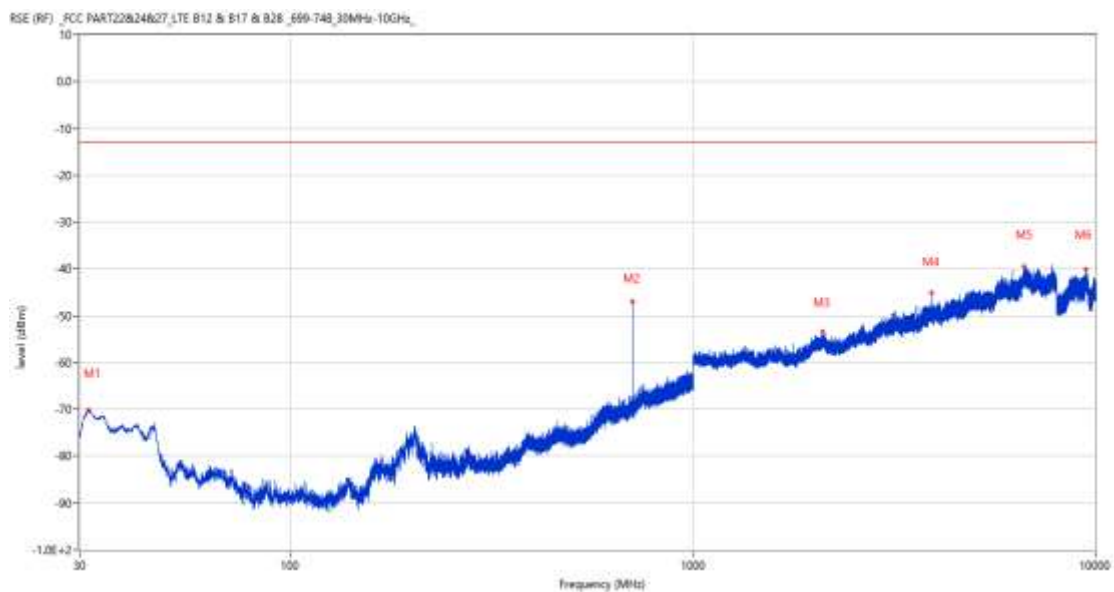
Frequency (MHz)	Result (dBm)	Factor (dB)	PK Limit (dBm)	Over Limit (dB)	Table (o)	ANT	EUT	Verdict
195.240	-73.13	-13.89	-13.0	-60.13	260.00	Horizontal	Vertical	Pass
707.836	-45.94	1.44	-13.0	-32.94	260.00	Horizontal	Vertical	N/A
2102.500	-53.24	-0.14	-13.0	-40.24	179.00	Horizontal	Vertical	Pass
3990.750	-46.40	9.29	-13.0	-33.40	109.00	Horizontal	Vertical	Pass
6644.250	-38.71	15.11	-13.0	-25.71	239.00	Horizontal	Vertical	Pass
8980.100	-39.96	13.58	-13.0	-26.96	255.00	Horizontal	Vertical	Pass

RSE-V&V LTE Band 17 BW5 CH23790



Frequency (MHz)	Result (dBm)	Factor (dB)	PK Limit (dBm)	Over Limit (dB)	Table (o)	ANT	EUT	Verdict
31.649	-70.24	-23.77	-13.0	-57.24	272.00	Vertical	Vertical	Pass
707.885	-40.24	1.44	-13.0	-27.24	154.00	Vertical	Vertical	N/A
1350.600	-56.56	-3.65	-13.0	-43.56	0.00	Vertical	Vertical	Pass
3386.750	-48.41	6.58	-13.0	-35.41	43.00	Vertical	Vertical	Pass
6677.000	-38.76	14.55	-13.0	-25.76	9.00	Vertical	Vertical	Pass
8944.600	-40.51	13.61	-13.0	-27.51	55.00	Vertical	Vertical	Pass

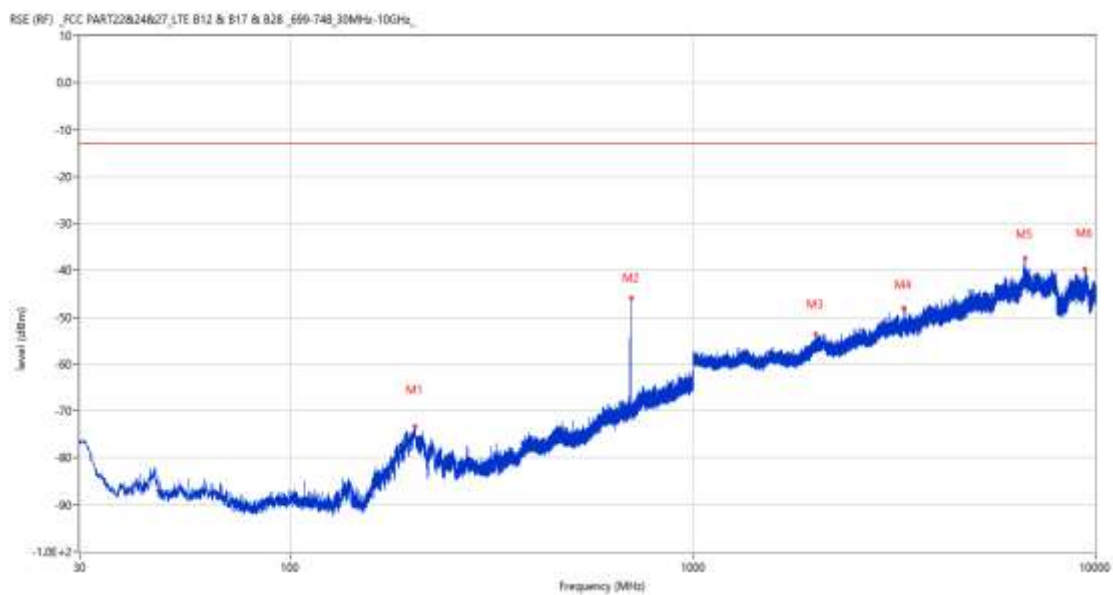
RSE-V&H LTE Band 17 BW5 CH23790



Frequency (MHz)	Result (dBm)	Factor (dB)	PK Limit (dBm)	Over Limit (dB)	Table (o)	ANT	EUT	Verdict
31.552	-70.08	-23.74	-13.0	-57.08	290.00	Vertical	Horizontal	Pass
707.885	-47.05	1.44	-13.0	-34.05	339.00	Vertical	Horizontal	N/A
2097.100	-53.47	-0.23	-13.0	-40.47	86.00	Vertical	Horizontal	Pass
3916.000	-45.18	9.20	-13.0	-32.18	1.00	Vertical	Horizontal	Pass
6648.500	-39.46	15.17	-13.0	-26.46	43.00	Vertical	Horizontal	Pass
9442.700	-40.21	14.11	-13.0	-27.21	57.00	Vertical	Horizontal	Pass

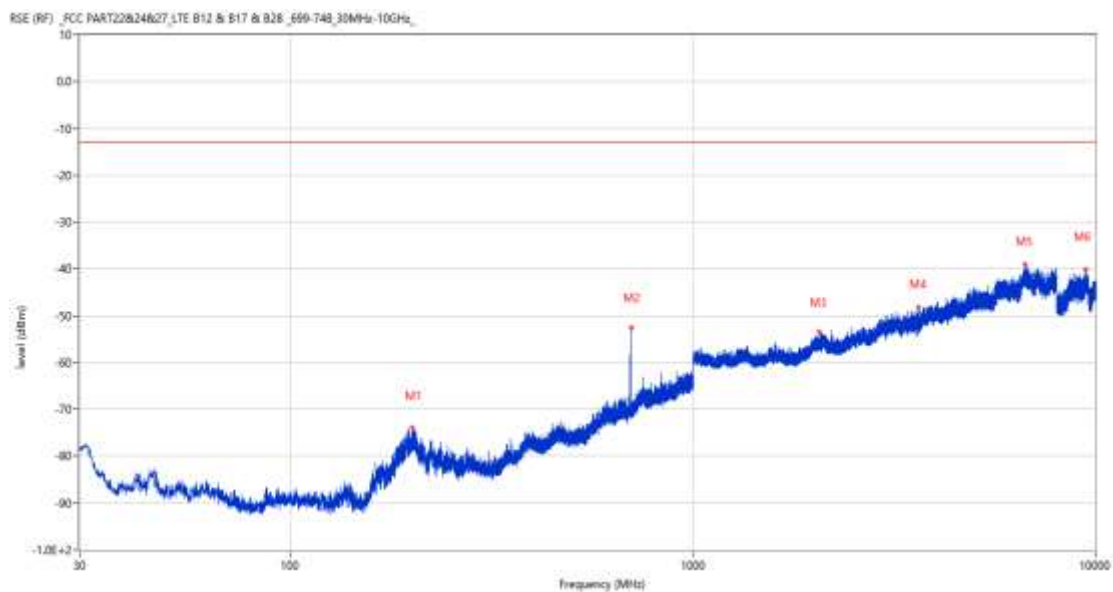
14.2 LTE Band 17 BW10, Middle Channel

RSE-H&H LTE Band 17 BW10 CH23790



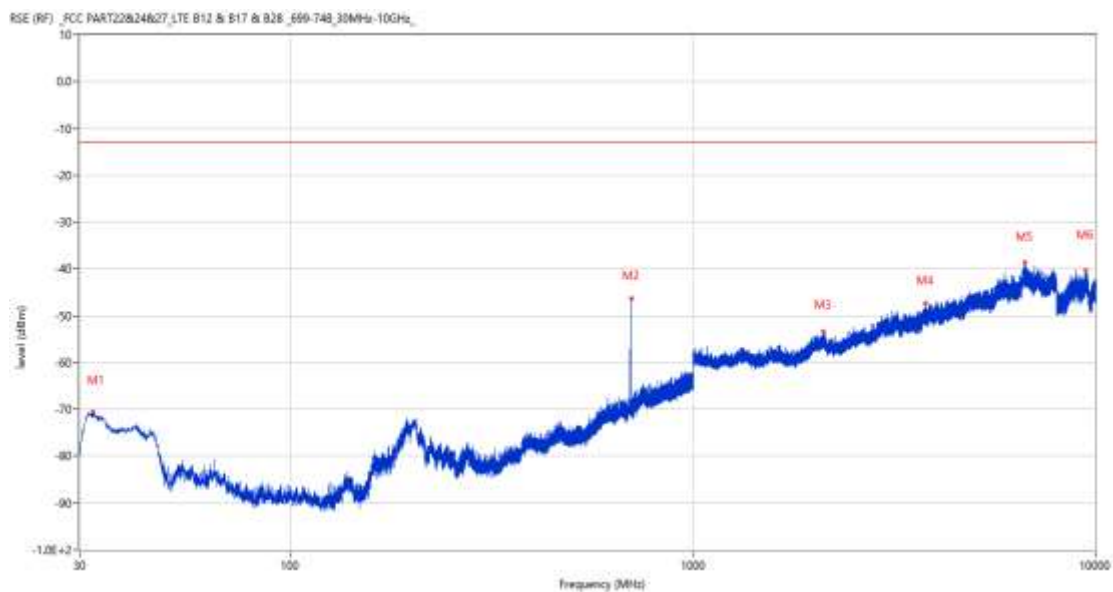
Frequency (MHz)	Result (dBm)	Factor (dB)	PK Limit (dBm)	Over Limit (dB)	Table (o)	ANT	EUT	Verdict
203.776	-73.23	-13.63	-13.0	-60.23	286.00	Horizontal	Horizontal	Pass
705.605	-45.84	1.38	-13.0	-32.84	104.00	Horizontal	Horizontal	N/A
2012.700	-53.53	-1.50	-13.0	-40.53	334.00	Horizontal	Horizontal	Pass
3344.000	-47.95	5.78	-13.0	-34.95	363.00	Horizontal	Horizontal	Pass
6683.000	-37.44	14.65	-13.0	-24.44	32.00	Horizontal	Horizontal	Pass
9432.901	-39.80	13.96	-13.0	-26.80	-3.00	Horizontal	Horizontal	Pass

RSE-H&V LTE Band 17 BW10 CH23790



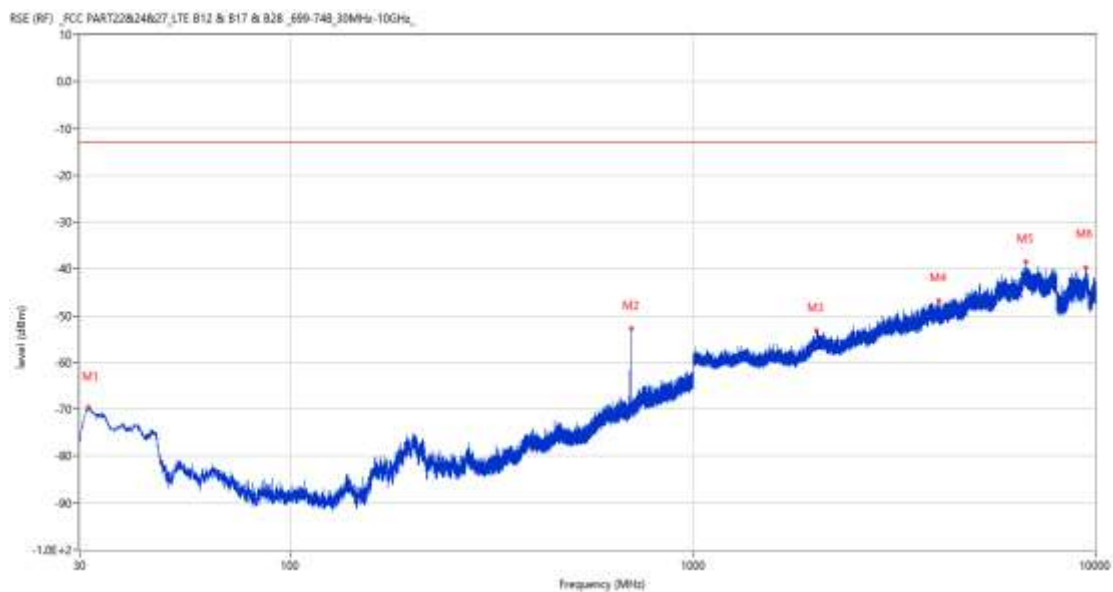
Frequency (MHz)	Result (dBm)	Factor (dB)	PK Limit (dBm)	Over Limit (dB)	Table (o)	ANT	EUT	Verdict
201.350	-73.98	-14.12	-13.0	-60.98	266.00	Horizontal	Vertical	Pass
705.605	-52.55	1.38	-13.0	-39.55	253.00	Horizontal	Vertical	N/A
2063.300	-53.46	-1.09	-13.0	-40.46	327.00	Horizontal	Vertical	Pass
3627.250	-48.13	7.68	-13.0	-35.13	240.00	Horizontal	Vertical	Pass
6690.750	-39.14	14.82	-13.0	-26.14	289.00	Horizontal	Vertical	Pass
9455.100	-40.19	14.06	-13.0	-27.19	346.00	Horizontal	Vertical	Pass

RSE-V&V LTE Band 17 BW10 CH23790



Frequency (MHz)	Result (dBm)	Factor (dB)	PK Limit (dBm)	Over Limit (dB)	Table (o)	ANT	EUT	Verdict
32.279	-70.56	-23.80	-13.0	-57.56	267.00	Vertical	Vertical	Pass
705.654	-46.37	1.38	-13.0	-33.37	154.00	Vertical	Vertical	N/A
2111.200	-53.35	-0.42	-13.0	-40.35	320.00	Vertical	Vertical	Pass
3780.750	-47.47	7.96	-13.0	-34.47	76.00	Vertical	Vertical	Pass
6700.500	-38.66	15.29	-13.0	-25.66	60.00	Vertical	Vertical	Pass
9474.700	-40.35	13.45	-13.0	-27.35	360.00	Vertical	Vertical	Pass

RSE-V&H LTE Band 17 BW10 CH23790

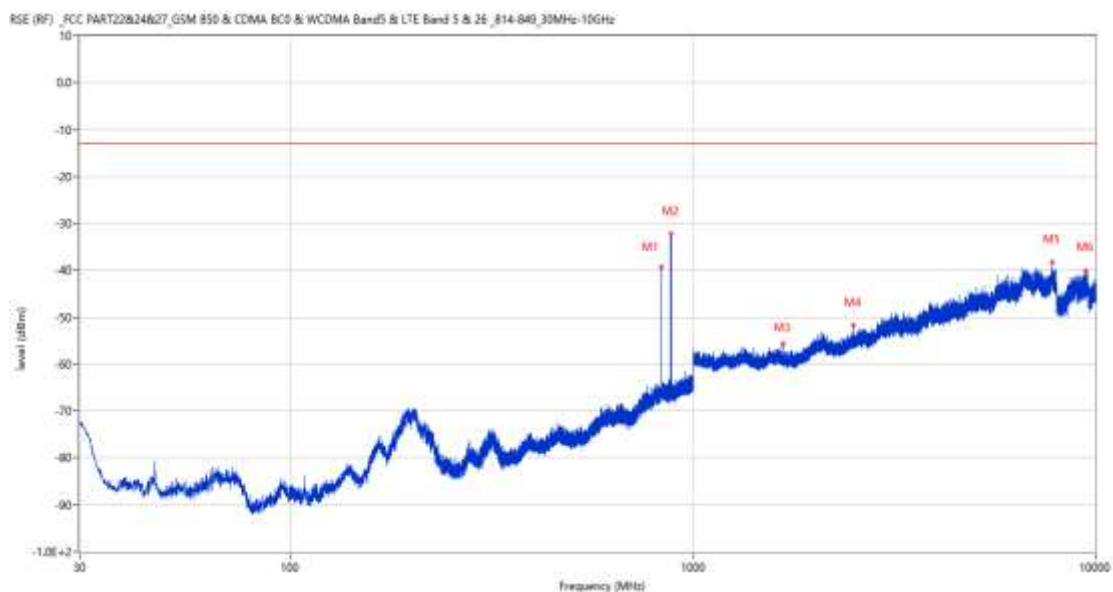


Frequency (MHz)	Result (dBm)	Factor (dB)	PK Limit (dBm)	Over Limit (dB)	Table (o)	ANT	EUT	Verdict
31.601	-69.52	-23.76	-13.0	-56.52	282.00	Vertical	Horizontal	Pass
705.605	-52.85	1.38	-13.0	-39.85	347.00	Vertical	Horizontal	N/A
2024.100	-53.25	-1.62	-13.0	-40.25	309.00	Vertical	Horizontal	Pass
4071.750	-46.78	8.90	-13.0	-33.78	0.00	Vertical	Horizontal	Pass
6717.750	-38.53	15.59	-13.0	-25.53	167.00	Vertical	Horizontal	Pass
9453.000	-39.63	14.13	-13.0	-26.63	312.00	Vertical	Horizontal	Pass

15 LTE Band 26 (Part22)

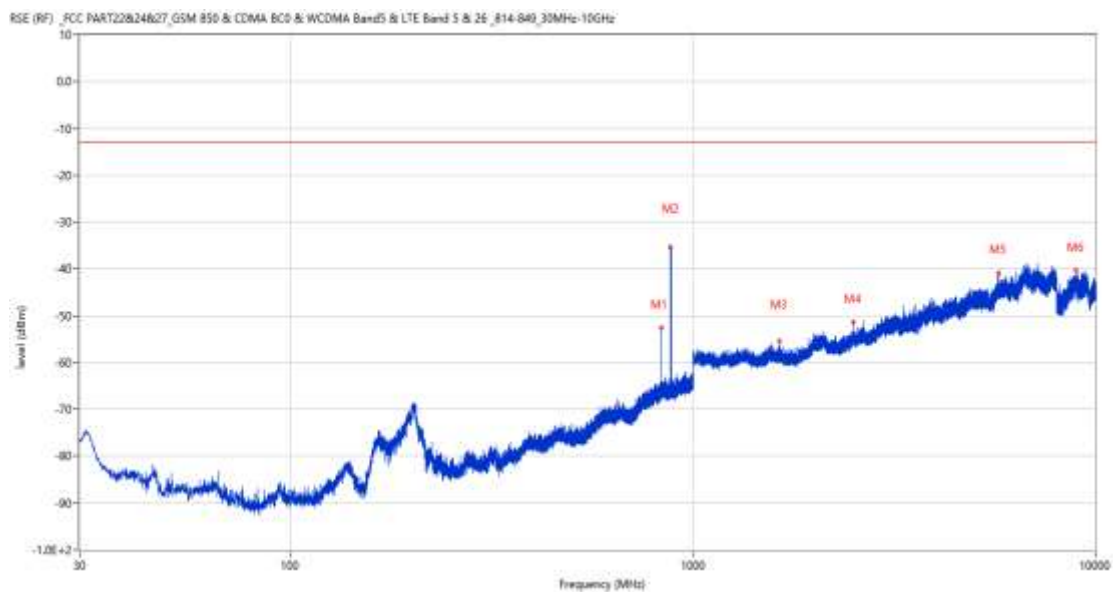
15.1 LTE Band 26 (Part22) BW1.4, Middle Channel

RSE-H&H LTE Band 26 (Part22) BW1.4 CH26915



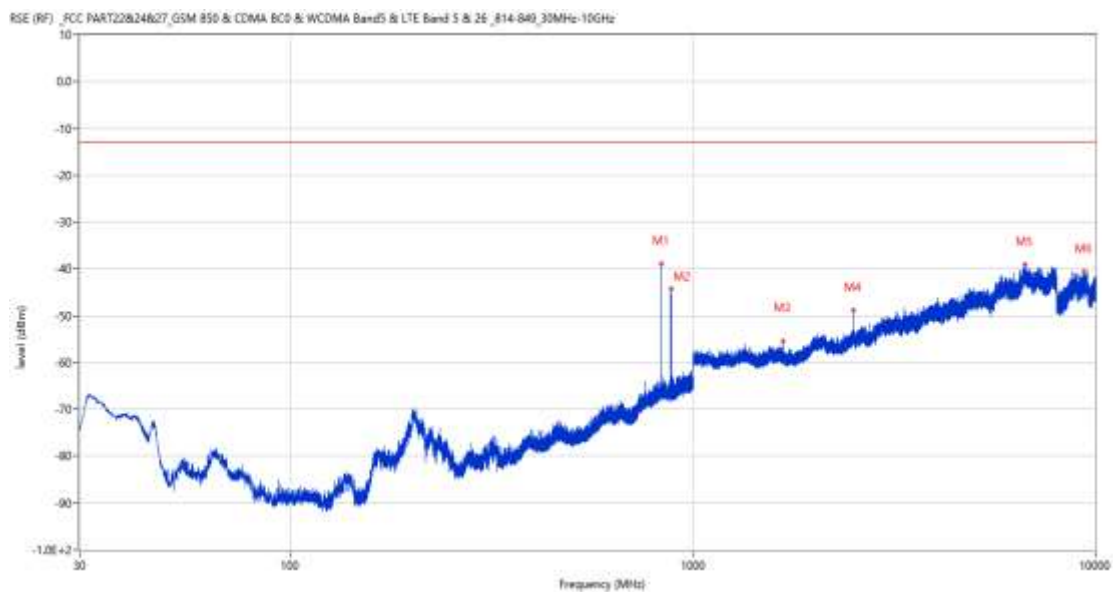
Frequency (MHz)	Result (dBm)	Factor (dB)	PK Limit (dBm)	Over Limit (dB)	Table (o)	ANT	EUT	Verdict
836.070	-39.28	4.75	-13.0	-26.28	130.00	Horizontal	Horizontal	N/A
881.612	-32.26	4.17	-13.0	-19.26	147.00	Horizontal	Horizontal	N/A
1672.500	-55.65	-4.28	-13.0	-42.65	313.00	Horizontal	Horizontal	Pass
2508.700	-51.73	0.53	-13.0	-38.73	307.00	Horizontal	Horizontal	Pass
7801.750	-38.26	15.84	-13.0	-25.26	136.00	Horizontal	Horizontal	Pass
9437.700	-40.06	14.03	-13.0	-27.06	164.00	Horizontal	Horizontal	Pass

RSE-H&V LTE Band 26 (Part22) BW1.4 CH26915



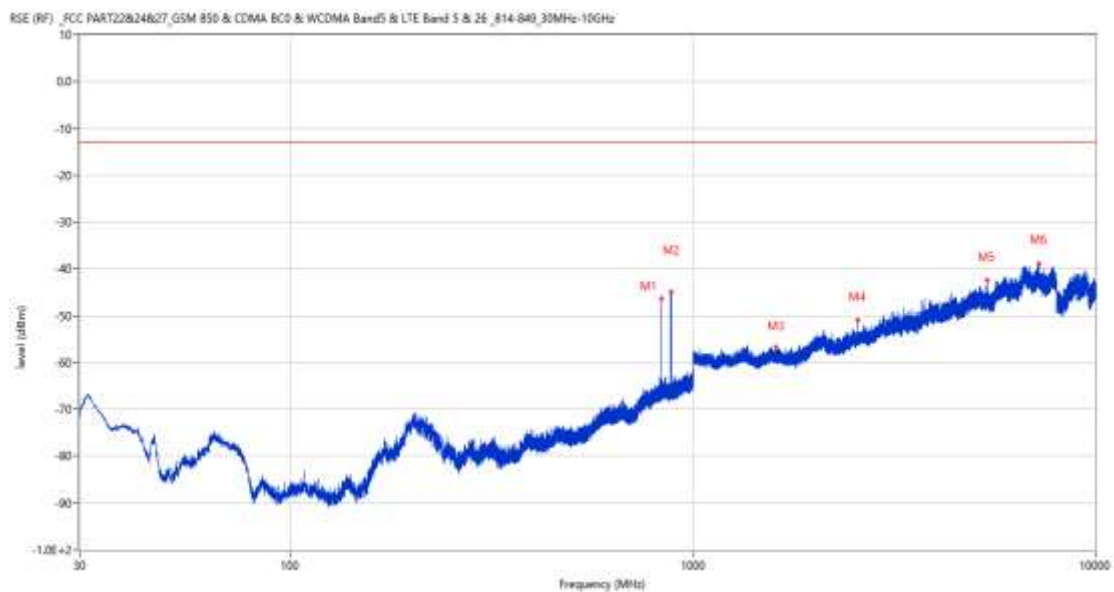
Frequency (MHz)	Result (dBm)	Factor (dB)	PK Limit (dBm)	Over Limit (dB)	Table (o)	ANT	EUT	Verdict
836.022	-52.63	4.75	-13.0	-39.63	232.00	Horizontal	Vertical	N/A
881.078	-35.34	4.17	-13.0	-22.34	105.00	Horizontal	Vertical	N/A
1642.400	-55.45	-4.14	-13.0	-42.45	60.00	Horizontal	Vertical	Pass
2509.000	-51.40	0.53	-13.0	-38.40	180.00	Horizontal	Vertical	Pass
5755.500	-41.04	12.32	-13.0	-28.04	363.00	Horizontal	Vertical	Pass
8938.599	-40.30	13.66	-13.0	-27.30	98.00	Horizontal	Vertical	Pass

RSE-V&V LTE Band 26 (Part22) BW1.4 CH26915



Frequency (MHz)	Result (dBm)	Factor (dB)	PK Limit (dBm)	Over Limit (dB)	Table (o)	ANT	EUT	Verdict
836.119	-38.97	4.76	-13.0	-25.97	197.00	Vertical	Vertical	N/A
881.806	-44.25	4.17	-13.0	-31.25	252.00	Vertical	Vertical	N/A
1672.800	-55.38	-4.29	-13.0	-42.38	31.00	Vertical	Vertical	Pass
2508.700	-48.85	0.53	-13.0	-35.85	321.00	Vertical	Vertical	Pass
6673.250	-39.16	14.59	-13.0	-26.16	326.00	Vertical	Vertical	Pass
9365.000	-40.64	14.39	-13.0	-27.64	207.00	Vertical	Vertical	Pass

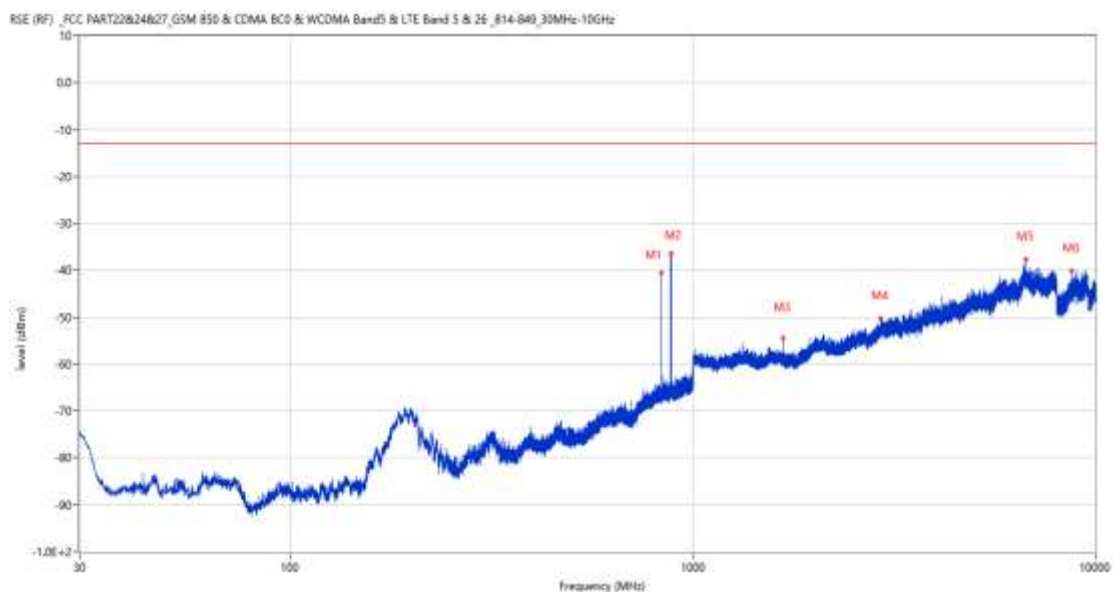
RSE-V&H LTE Band 26 (Part22) BW1.4 CH26915



Frequency (MHz)	Result (dBm)	Factor (dB)	PK Limit (dBm)	Over Limit (dB)	Table (o)	ANT	EUT	Verdict
836.022	-46.32	4.75	-13.0	-33.32	195.00	Vertical	Horizontal	N/A
881.708	-44.93	4.17	-13.0	-31.93	220.00	Vertical	Horizontal	N/A
1610.800	-56.76	-3.97	-13.0	-43.76	0.00	Vertical	Horizontal	Pass
2568.600	-50.99	1.45	-13.0	-37.99	87.00	Vertical	Horizontal	Pass
5387.750	-42.31	10.80	-13.0	-29.31	278.00	Vertical	Horizontal	Pass
7238.500	-38.99	14.07	-13.0	-25.99	362.00	Vertical	Horizontal	Pass

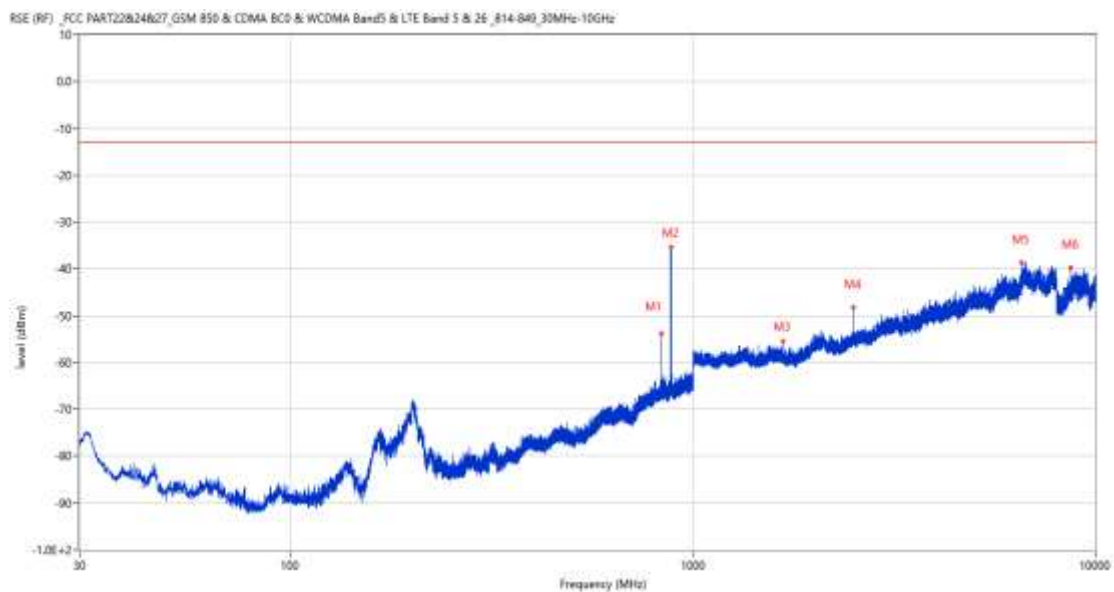
15.2 LTE Band 26 (Part22) BW3, Middle Channel

RSE-H&H LTE Band 26 (Part22) BW3 CH26915



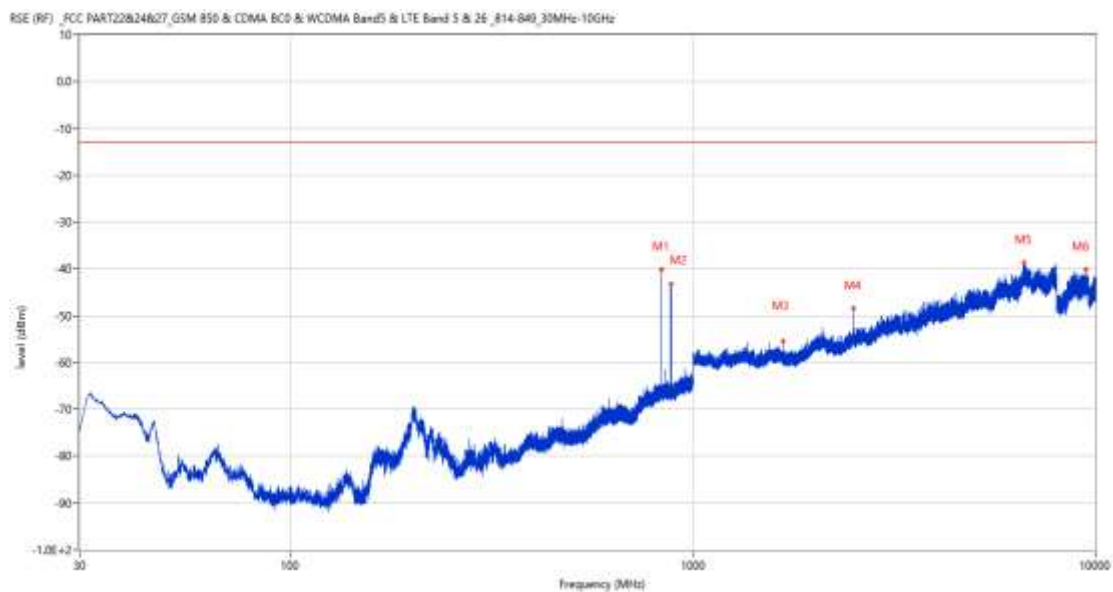
Frequency (MHz)	Result (dBm)	Factor (dB)	PK Limit (dBm)	Over Limit (dB)	Table (o)	ANT	EUT	Verdict
835.197	-40.55	4.72	-13.0	-27.55	82.00	Horizontal	Horizontal	N/A
881.854	-36.50	4.17	-13.0	-23.50	128.00	Horizontal	Horizontal	N/A
1671.100	-54.41	-4.31	-13.0	-41.41	314.00	Horizontal	Horizontal	Pass
2928.500	-50.32	3.29	-13.0	-37.32	295.00	Horizontal	Horizontal	Pass
6708.250	-37.72	15.73	-13.0	-24.72	277.00	Horizontal	Horizontal	Pass
8720.800	-40.17	13.84	-13.0	-27.17	186.00	Horizontal	Horizontal	Pass

RSE-H&V LTE Band 26 (Part22) BW3 CH26915



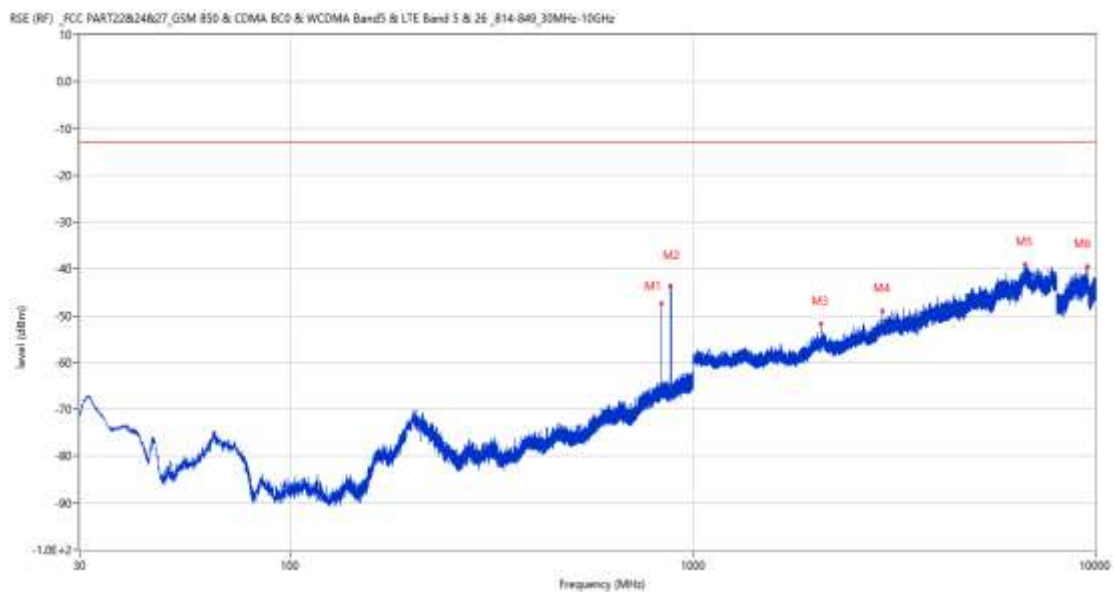
Frequency (MHz)	Result (dBm)	Factor (dB)	PK Limit (dBm)	Over Limit (dB)	Table (o)	ANT	EUT	Verdict
835.343	-53.80	4.73	-13.0	-40.80	150.00	Horizontal	Vertical	N/A
881.903	-35.46	4.17	-13.0	-22.46	109.00	Horizontal	Vertical	N/A
1671.200	-55.46	-4.31	-13.0	-42.46	339.00	Horizontal	Vertical	Pass
2506.400	-48.23	0.50	-13.0	-35.23	145.00	Horizontal	Vertical	Pass
6567.000	-38.76	13.87	-13.0	-25.76	306.00	Horizontal	Vertical	Pass
8702.599	-39.79	14.21	-13.0	-26.79	144.00	Horizontal	Vertical	Pass

RSE-V&V LTE Band 26 (Part22) BW3 CH26915



Frequency (MHz)	Result (dBm)	Factor (dB)	PK Limit (dBm)	Over Limit (dB)	Table (o)	ANT	EUT	Verdict
835.246	-40.11	4.72	-13.0	-27.11	201.00	Vertical	Vertical	N/A
882.339	-43.18	4.17	-13.0	-30.18	259.00	Vertical	Vertical	N/A
1671.200	-55.53	-4.31	-13.0	-42.53	302.00	Vertical	Vertical	Pass
2506.500	-48.52	0.51	-13.0	-35.52	321.00	Vertical	Vertical	Pass
6642.750	-38.61	15.15	-13.0	-25.61	192.00	Vertical	Vertical	Pass
9446.500	-40.16	14.17	-13.0	-27.16	167.00	Vertical	Vertical	Pass

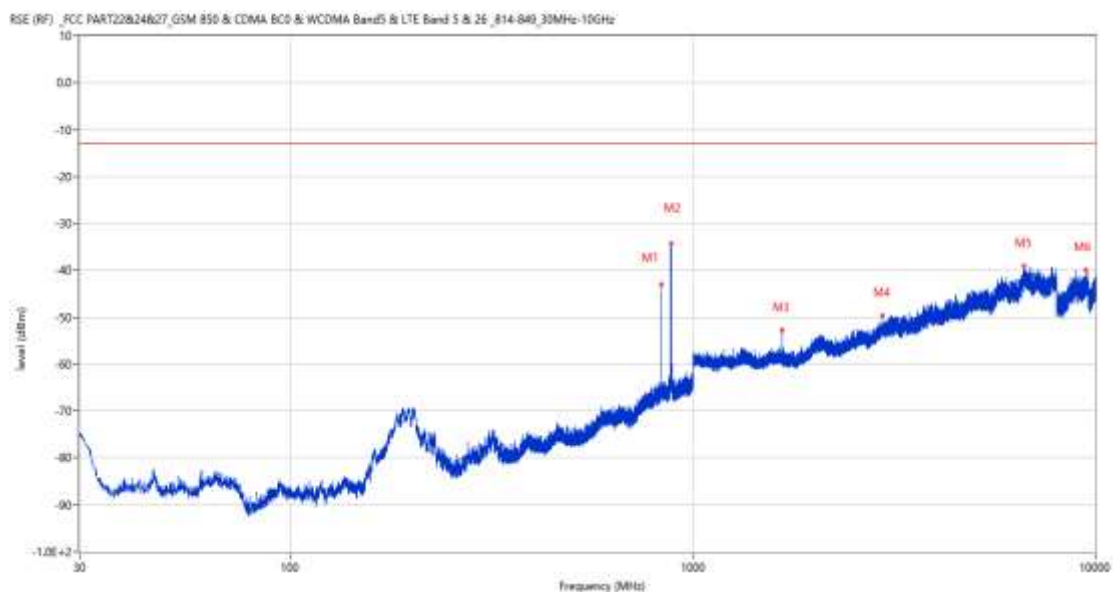
RSE-V&H LTE Band 26 (Part22) BW3 CH26915



Frequency (MHz)	Result (dBm)	Factor (dB)	PK Limit (dBm)	Over Limit (dB)	Table (o)	ANT	EUT	Verdict
835.294	-47.43	4.72	-13.0	-34.43	186.00	Vertical	Horizontal	N/A
881.078	-43.60	4.17	-13.0	-30.60	224.00	Vertical	Horizontal	N/A
2081.600	-51.83	-0.91	-13.0	-38.83	295.00	Vertical	Horizontal	Pass
2958.600	-49.10	4.47	-13.0	-36.10	351.00	Vertical	Horizontal	Pass
6683.750	-39.11	14.62	-13.0	-26.11	126.00	Vertical	Horizontal	Pass
9564.900	-39.47	13.49	-13.0	-26.47	45.00	Vertical	Horizontal	Pass

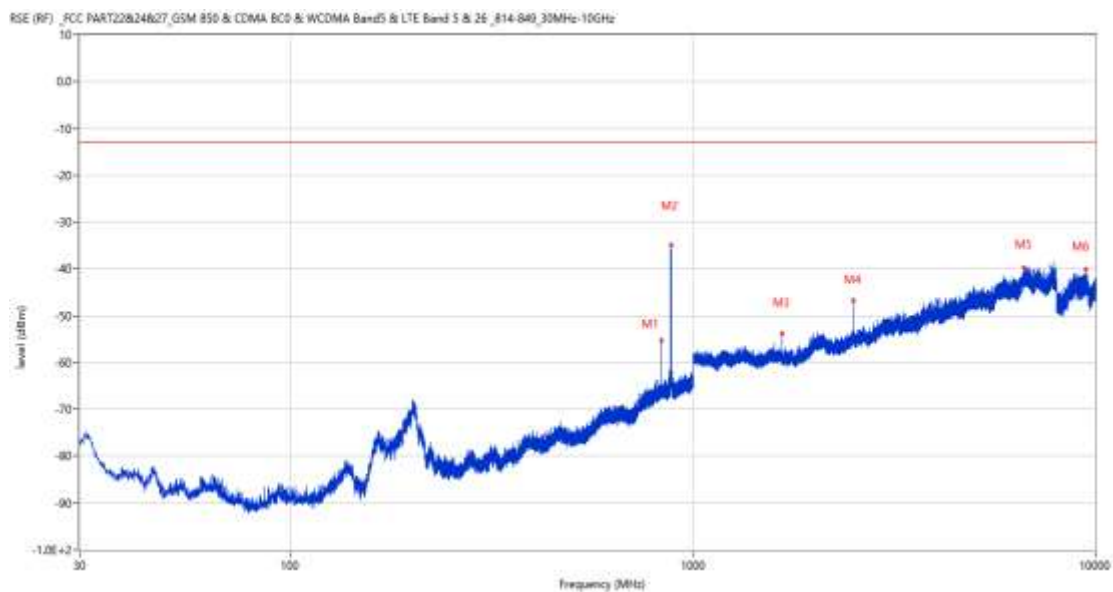
15.3 LTE Band 26 (Part22) BW5, Middle Channel

RSE-H&H LTE Band 26 (Part22) BW5 CH26915



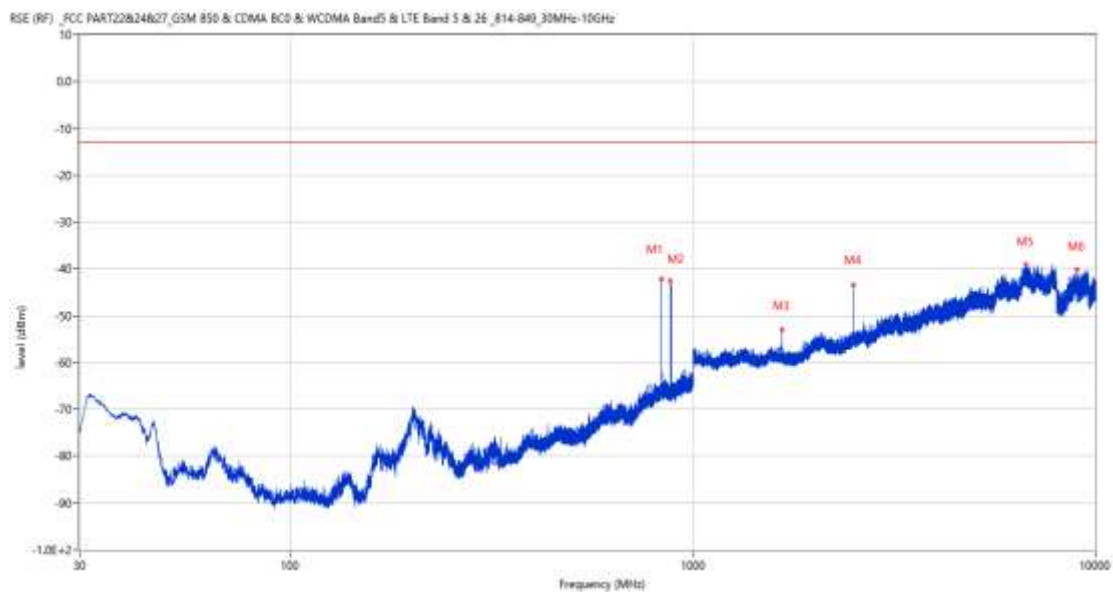
Frequency (MHz)	Result (dBm)	Factor (dB)	PK Limit (dBm)	Over Limit (dB)	Table (o)	ANT	EUT	Verdict
834.372	-43.07	4.69	-13.0	-30.07	82.00	Horizontal	Horizontal	N/A
883.309	-34.39	4.16	-13.0	-21.39	140.00	Horizontal	Horizontal	N/A
1669.300	-52.74	-4.23	-13.0	-39.74	326.00	Horizontal	Horizontal	Pass
2951.400	-49.70	4.03	-13.0	-36.70	207.00	Horizontal	Horizontal	Pass
6639.750	-39.14	15.07	-13.0	-26.14	210.00	Horizontal	Horizontal	Pass
9446.300	-39.97	14.16	-13.0	-26.97	323.00	Horizontal	Horizontal	Pass

RSE-H&V LTE Band 26 (Part22) BW5 CH26915



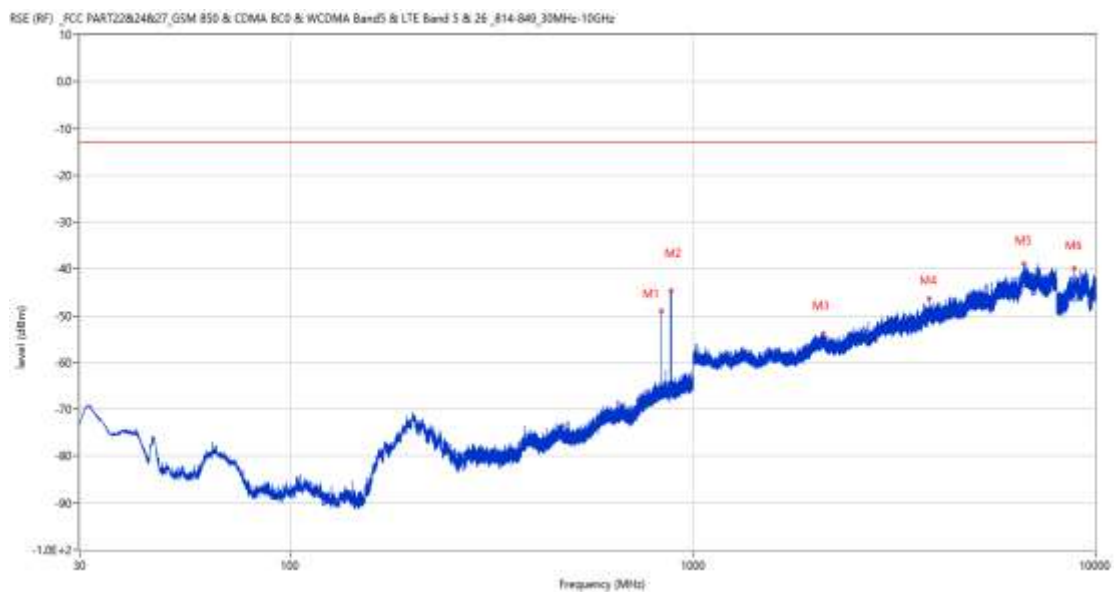
Frequency (MHz)	Result (dBm)	Factor (dB)	PK Limit (dBm)	Over Limit (dB)	Table (o)	ANT	EUT	Verdict
834.372	-55.30	4.69	-13.0	-42.30	247.00	Horizontal	Vertical	N/A
883.503	-34.90	4.18	-13.0	-21.90	275.00	Horizontal	Vertical	N/A
1669.300	-53.84	-4.23	-13.0	-40.84	358.00	Horizontal	Vertical	Pass
2503.700	-46.74	0.55	-13.0	-33.74	126.00	Horizontal	Vertical	Pass
6646.500	-39.67	15.26	-13.0	-26.67	113.00	Horizontal	Vertical	Pass
9442.800	-40.14	14.11	-13.0	-27.14	138.00	Horizontal	Vertical	Pass

RSE-V&V LTE Band 26 (Part22) BW5 CH26915



Frequency (MHz)	Result (dBm)	Factor (dB)	PK Limit (dBm)	Over Limit (dB)	Table (o)	ANT	EUT	Verdict
834.324	-42.27	4.68	-13.0	-29.27	209.00	Vertical	Vertical	N/A
880.641	-42.58	4.17	-13.0	-29.58	252.00	Vertical	Vertical	N/A
1669.200	-53.08	-4.24	-13.0	-40.08	308.00	Vertical	Vertical	Pass
2503.700	-43.43	0.55	-13.0	-30.43	302.00	Vertical	Vertical	Pass
6702.250	-39.18	15.53	-13.0	-26.18	142.00	Vertical	Vertical	Pass
8991.400	-40.13	13.58	-13.0	-27.13	301.00	Vertical	Vertical	Pass

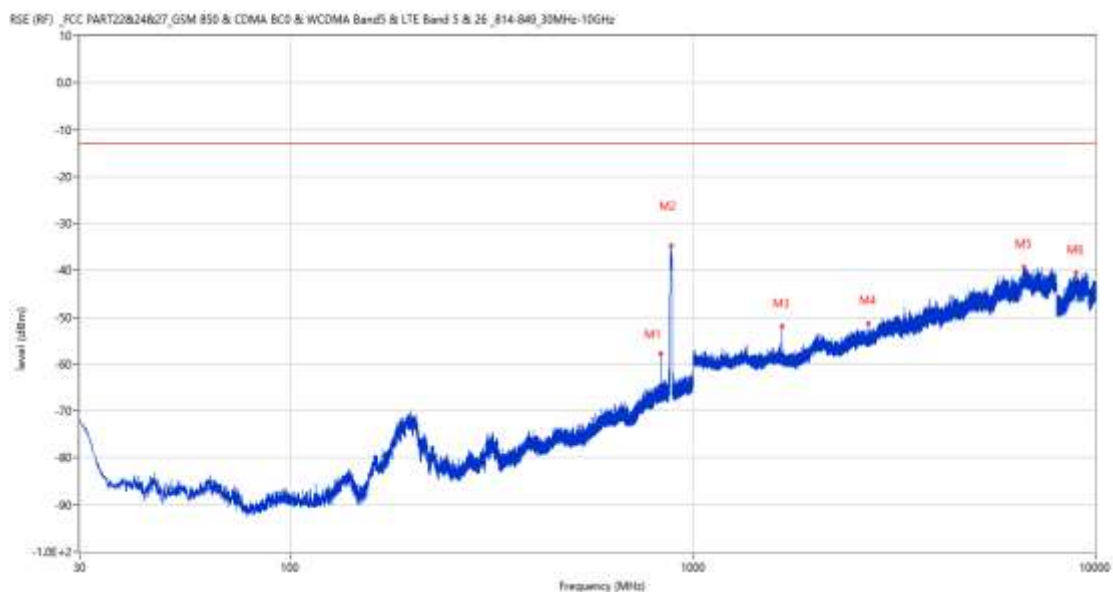
RSE-V&H LTE Band 26 (Part22) BW5 CH26915



Frequency (MHz)	Result (dBm)	Factor (dB)	PK Limit (dBm)	Over Limit (dB)	Table (o)	ANT	EUT	Verdict
834.324	-49.05	4.68	-13.0	-36.05	189.00	Vertical	Horizontal	N/A
883.115	-44.74	4.16	-13.0	-31.74	228.00	Vertical	Horizontal	N/A
2110.800	-53.77	-0.45	-13.0	-40.77	67.00	Vertical	Horizontal	Pass
3870.500	-46.28	8.81	-13.0	-33.28	282.00	Vertical	Horizontal	Pass
6659.000	-38.84	14.82	-13.0	-25.84	94.00	Vertical	Horizontal	Pass
8867.200	-39.90	14.57	-13.0	-26.90	137.00	Vertical	Horizontal	Pass

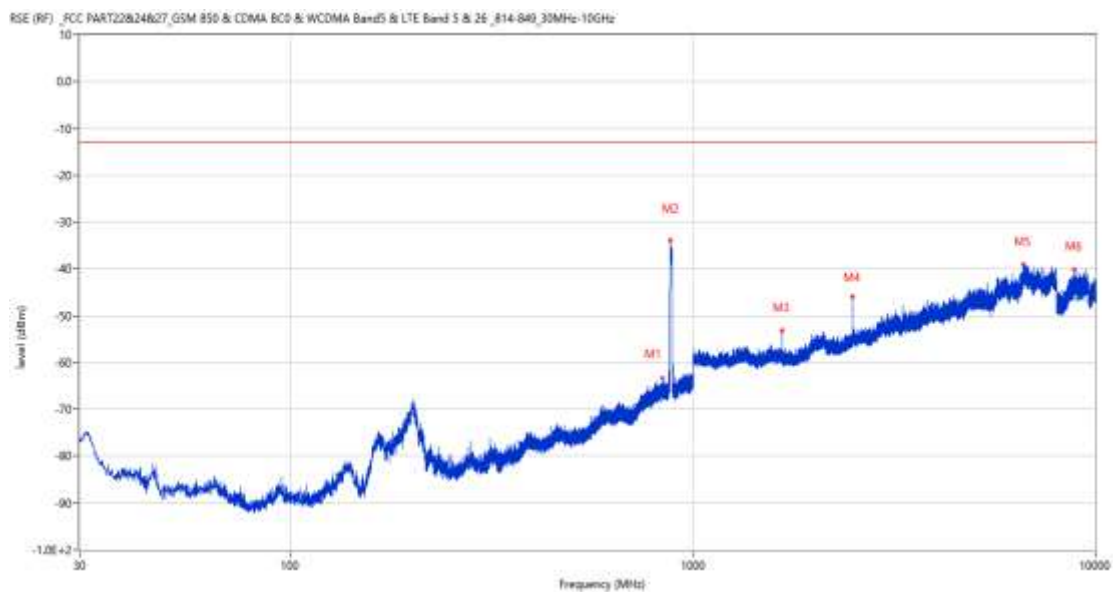
15.4 LTE Band 26 (Part22) BW10, Middle Channel

RSE-H&H LTE Band 26 (Part22) BW10 CH26915



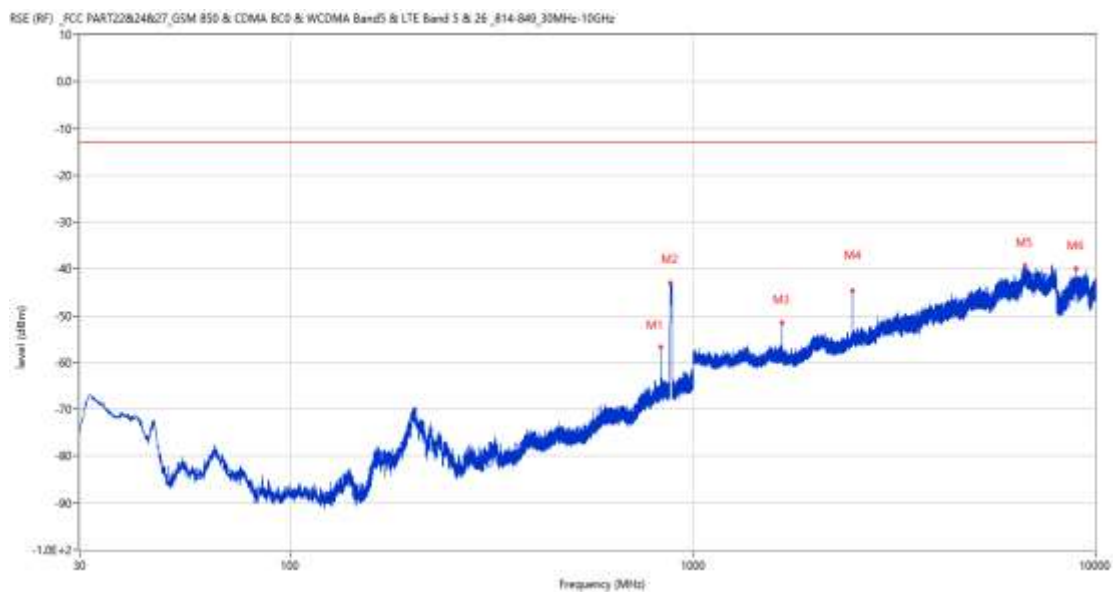
Frequency (MHz)	Result (dBm)	Factor (dB)	PK Limit (dBm)	Over Limit (dB)	Table (o)	ANT	EUT	Verdict
832.093	-57.68	4.59	-13.0	-44.68	114.00	Horizontal	Horizontal	N/A
885.201	-34.84	4.25	-13.0	-21.84	142.00	Horizontal	Horizontal	N/A
1664.800	-51.88	-4.32	-13.0	-38.88	333.00	Horizontal	Horizontal	Pass
2728.000	-51.42	1.09	-13.0	-38.42	244.00	Horizontal	Horizontal	Pass
6660.250	-39.40	14.79	-13.0	-26.40	363.00	Horizontal	Horizontal	Pass
8958.401	-40.62	13.57	-13.0	-27.62	182.00	Horizontal	Horizontal	Pass

RSE-H&V LTE Band 26 (Part22) BW10 CH26915



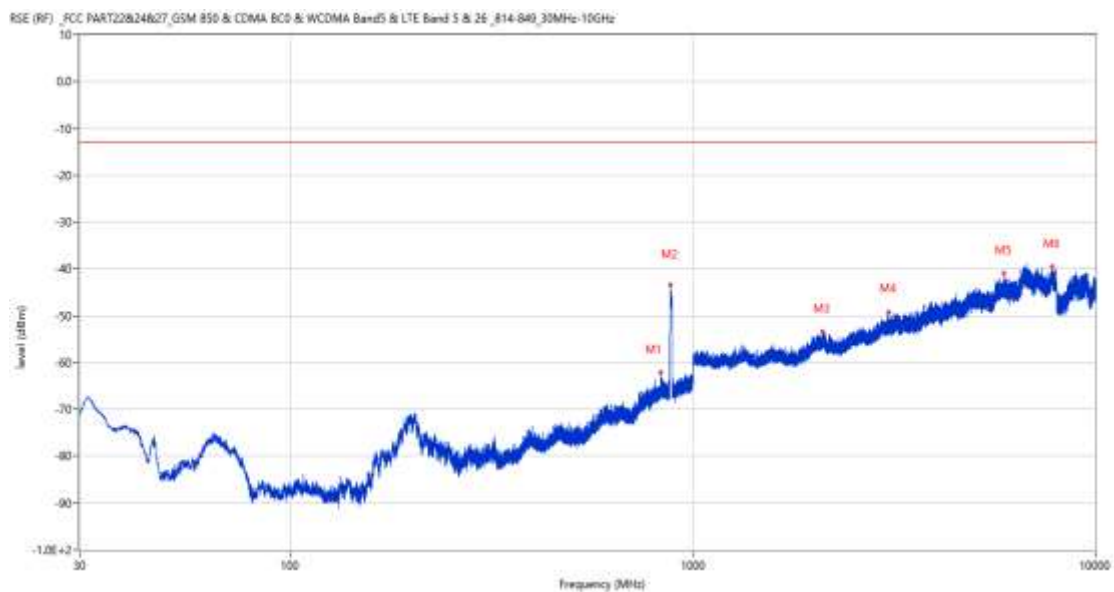
Frequency (MHz)	Result (dBm)	Factor (dB)	PK Limit (dBm)	Over Limit (dB)	Table (o)	ANT	EUT	Verdict
839.998	-63.35	4.91	-13.0	-50.35	30.00	Horizontal	Vertical	N/A
877.877	-33.97	4.15	-13.0	-20.97	116.00	Horizontal	Vertical	N/A
1665.000	-53.26	-4.29	-13.0	-40.26	361.00	Horizontal	Vertical	Pass
2496.800	-45.95	0.73	-13.0	-32.95	160.00	Horizontal	Vertical	Pass
6612.500	-39.16	14.44	-13.0	-26.16	43.00	Horizontal	Vertical	Pass
8871.099	-40.04	14.50	-13.0	-27.04	91.00	Horizontal	Vertical	Pass

RSE-V&V LTE Band 26 (Part22) BW10 CH26915



Frequency (MHz)	Result (dBm)	Factor (dB)	PK Limit (dBm)	Over Limit (dB)	Table (o)	ANT	EUT	Verdict
832.093	-56.80	4.59	-13.0	-43.80	160.00	Vertical	Vertical	N/A
879.720	-43.04	4.21	-13.0	-30.04	13.00	Vertical	Vertical	N/A
1665.000	-51.49	-4.29	-13.0	-38.49	289.00	Vertical	Vertical	Pass
2496.900	-44.77	0.72	-13.0	-31.77	327.00	Vertical	Vertical	Pass
6692.250	-39.33	14.87	-13.0	-26.33	280.00	Vertical	Vertical	Pass
8934.300	-39.93	13.70	-13.0	-26.93	158.00	Vertical	Vertical	Pass

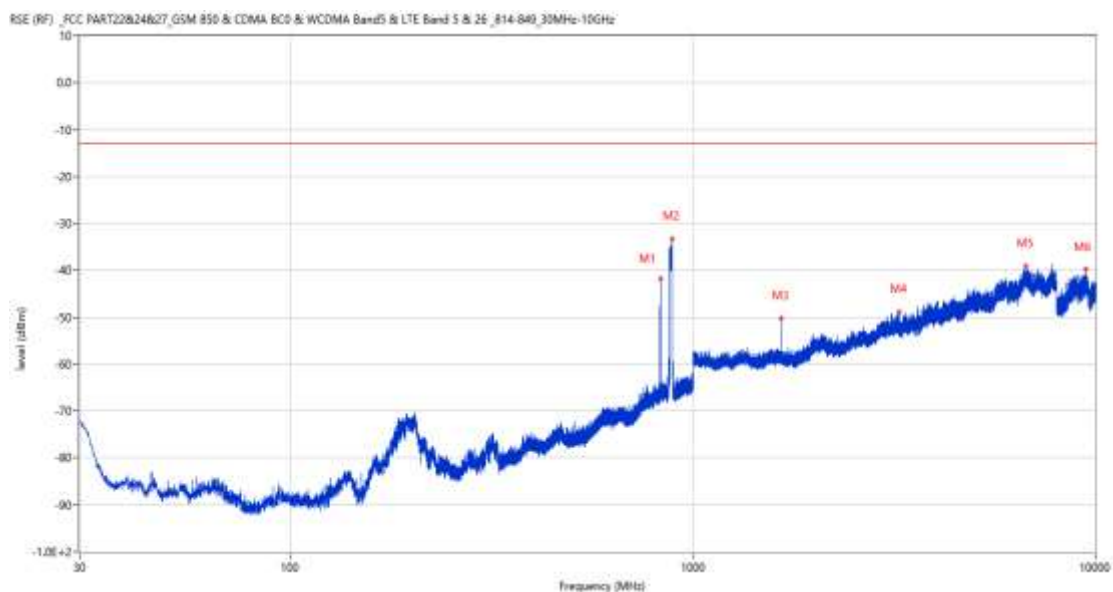
RSE-V&H LTE Band 26 (Part22) BW10 CH26915



Frequency (MHz)	Result (dBm)	Factor (dB)	PK Limit (dBm)	Over Limit (dB)	Table (o)	ANT	EUT	Verdict
832.142	-62.06	4.60	-13.0	-49.06	199.00	Vertical	Horizontal	N/A
877.974	-43.45	4.17	-13.0	-30.45	211.00	Vertical	Horizontal	N/A
2101.600	-53.48	-0.11	-13.0	-40.48	295.00	Vertical	Horizontal	Pass
3069.250	-49.16	5.46	-13.0	-36.16	282.00	Vertical	Horizontal	Pass
5938.750	-40.87	12.39	-13.0	-27.87	112.00	Vertical	Horizontal	Pass
7810.750	-39.57	16.29	-13.0	-26.57	180.00	Vertical	Horizontal	Pass

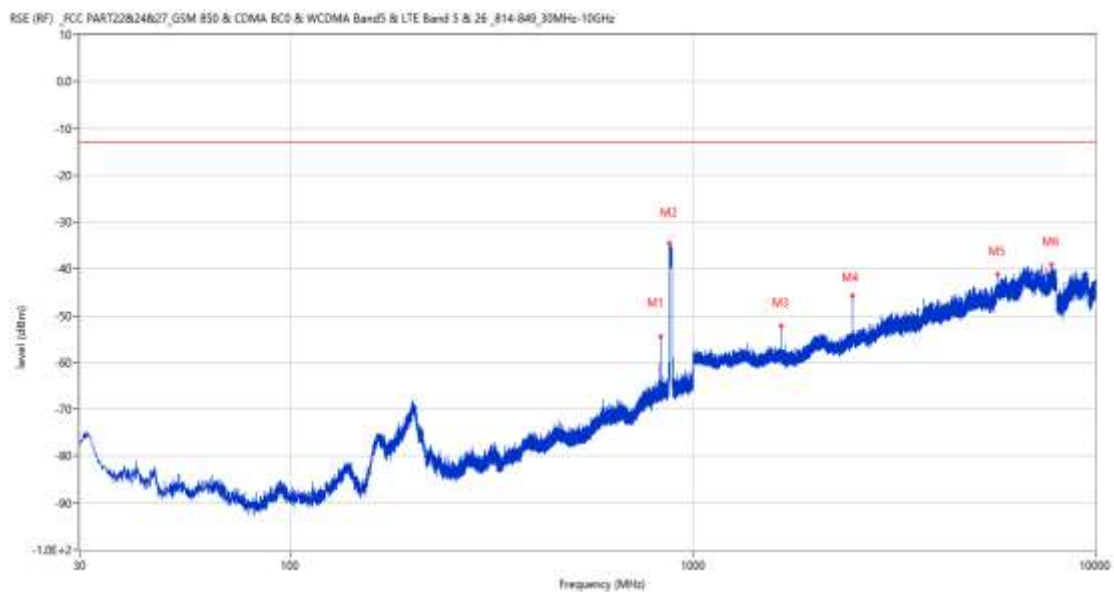
15.5 LTE Band 26 (Part22) BW15, Middle Channel

RSE-H&H LTE Band 26 (Part22) BW15 CH26915



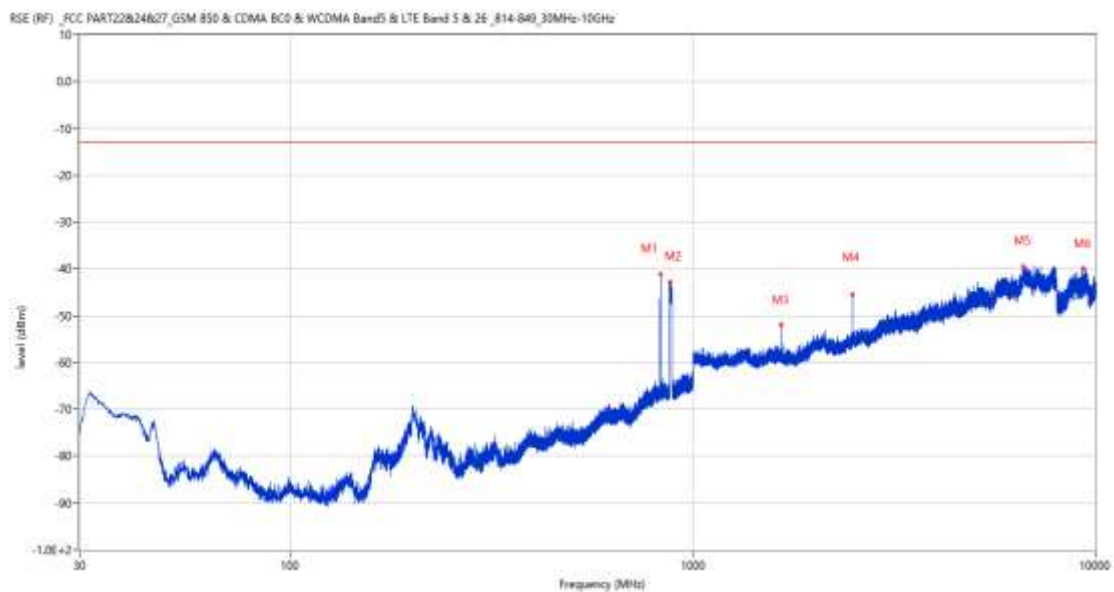
Frequency (MHz)	Result (dBm)	Factor (dB)	PK Limit (dBm)	Over Limit (dB)	Table (o)	ANT	EUT	Verdict
829.814	-41.74	4.50	-13.0	-28.74	137.00	Horizontal	Horizontal	N/A
887.625	-33.37	4.47	-13.0	-20.37	137.00	Horizontal	Horizontal	N/A
1660.500	-50.36	-4.26	-13.0	-37.36	326.00	Horizontal	Horizontal	Pass
3256.000	-48.92	5.51	-13.0	-35.92	233.00	Horizontal	Horizontal	Pass
6726.750	-39.12	15.47	-13.0	-26.12	28.00	Horizontal	Horizontal	Pass
9450.700	-39.81	14.20	-13.0	-26.81	361.00	Horizontal	Horizontal	Pass

RSE-H&V LTE Band 26 (Part22) BW15 CH26915



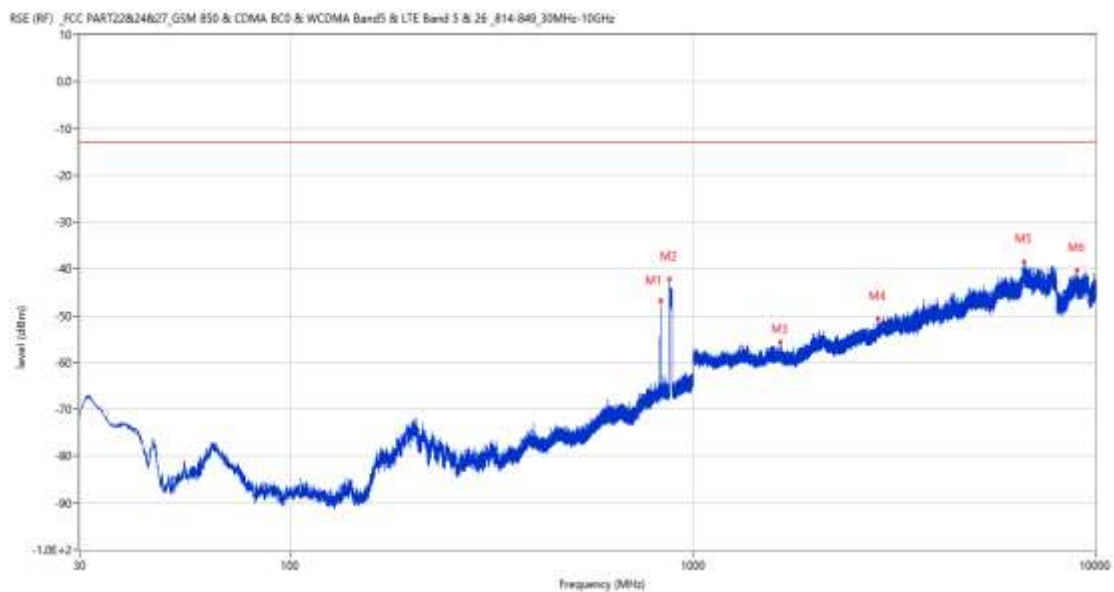
Frequency (MHz)	Result (dBm)	Factor (dB)	PK Limit (dBm)	Over Limit (dB)	Table (o)	ANT	EUT	Verdict
829.814	-54.37	4.50	-13.0	-41.37	148.00	Horizontal	Vertical	N/A
875.113	-34.54	4.31	-13.0	-21.54	111.00	Horizontal	Vertical	N/A
1660.500	-52.19	-4.26	-13.0	-39.19	0.00	Horizontal	Vertical	Pass
2490.100	-45.81	0.59	-13.0	-32.81	159.00	Horizontal	Vertical	Pass
5728.000	-41.25	12.28	-13.0	-28.25	291.00	Horizontal	Vertical	Pass
7789.500	-39.15	15.56	-13.0	-26.15	160.00	Horizontal	Vertical	Pass

RSE-V&V LTE Band 26 (Part22) BW15 CH26915



Frequency (MHz)	Result (dBm)	Factor (dB)	PK Limit (dBm)	Over Limit (dB)	Table (o)	ANT	EUT	Verdict
829.862	-41.26	4.50	-13.0	-28.26	159.00	Vertical	Vertical	N/A
877.392	-42.87	4.07	-13.0	-29.87	250.00	Vertical	Vertical	N/A
1660.500	-51.92	-4.26	-13.0	-38.92	360.00	Vertical	Vertical	Pass
2490.200	-45.54	0.60	-13.0	-32.54	161.00	Vertical	Vertical	Pass
6615.000	-39.50	14.48	-13.0	-26.50	38.00	Vertical	Vertical	Pass
9315.401	-39.87	15.17	-13.0	-26.87	218.00	Vertical	Vertical	Pass

RSE-V&H LTE Band 26 (Part22) BW15 CH26915

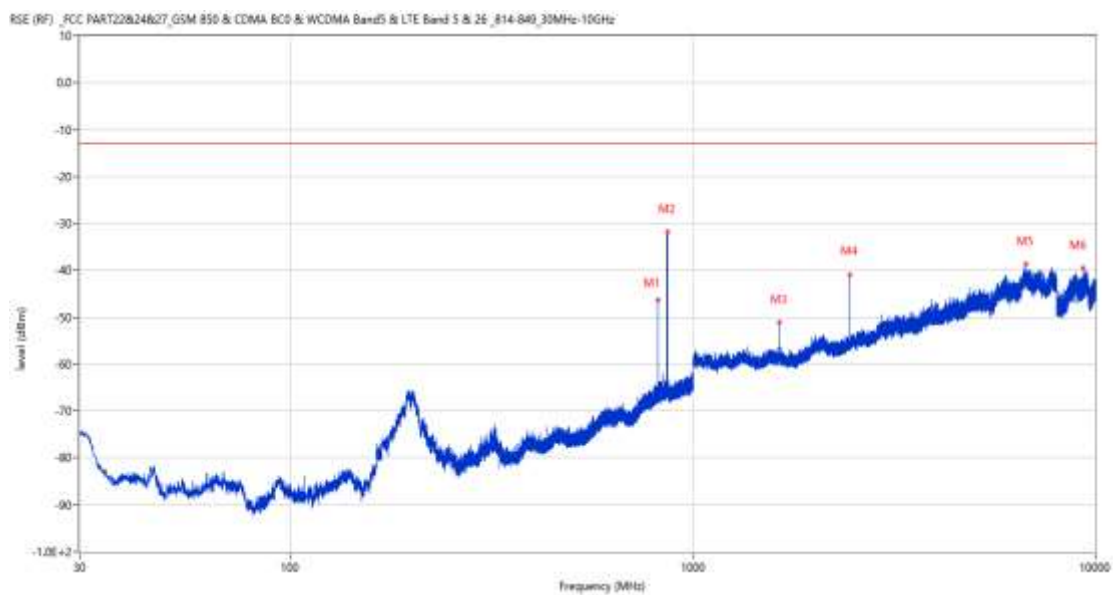


Frequency (MHz)	Result (dBm)	Factor (dB)	PK Limit (dBm)	Over Limit (dB)	Table (o)	ANT	EUT	Verdict
829.862	-46.75	4.50	-13.0	-33.75	194.00	Vertical	Horizontal	N/A
875.113	-42.30	4.31	-13.0	-29.30	206.00	Vertical	Horizontal	N/A
1647.100	-55.73	-4.18	-13.0	-42.73	24.00	Vertical	Horizontal	Pass
2890.100	-50.80	3.39	-13.0	-37.80	87.00	Vertical	Horizontal	Pass
6638.000	-38.44	15.03	-13.0	-25.44	78.00	Vertical	Horizontal	Pass
9006.900	-40.35	13.44	-13.0	-27.35	300.00	Vertical	Horizontal	Pass

16 LTE Band 26 (Part90)

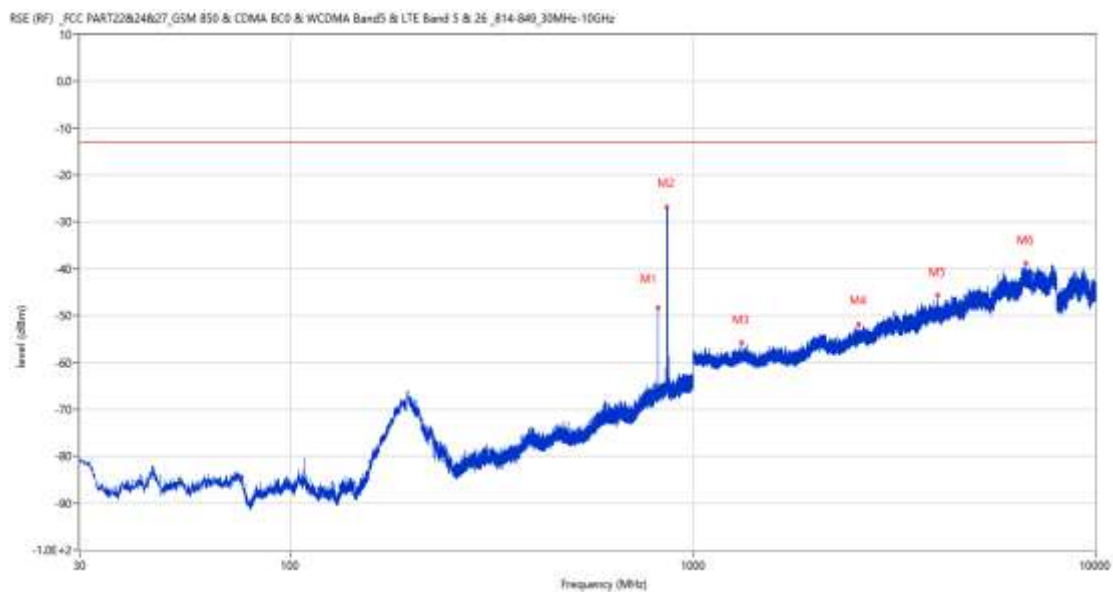
16.1 LTE Band 26 (Part90) BW1.4, Middle Channel

RSE-H&H LTE Band 26 (Part90) BW1.4 CH26740



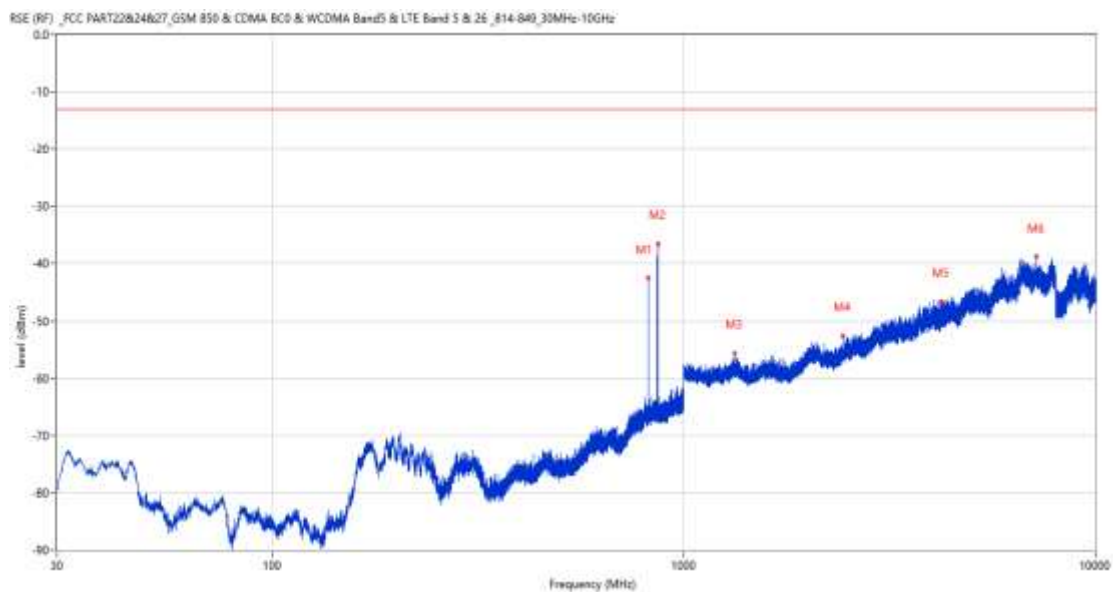
Frequency (MHz)	Result (dBm)	Factor (dB)	PK Limit (dBm)	Over Limit (dB)	Table (o)	ANT	EUT	Verdict
818.610	-46.37	4.12	-13.0	-33.37	145.00	Horizontal	Horizontal	N/A
863.812	-31.84	4.12	-13.0	-18.84	113.00	Horizontal	Horizontal	N/A
1637.700	-51.15	-4.15	-13.0	-38.15	316.00	Horizontal	Horizontal	Pass
2456.400	-40.90	-0.41	-13.0	-27.90	328.00	Horizontal	Horizontal	Pass
6722.250	-38.77	15.62	-13.0	-25.77	61.00	Horizontal	Horizontal	Pass
9299.900	-39.60	15.34	-13.0	-26.60	11.00	Horizontal	Horizontal	Pass

RSE-H&V LTE Band 26 (Part90) BW1.4 CH26740



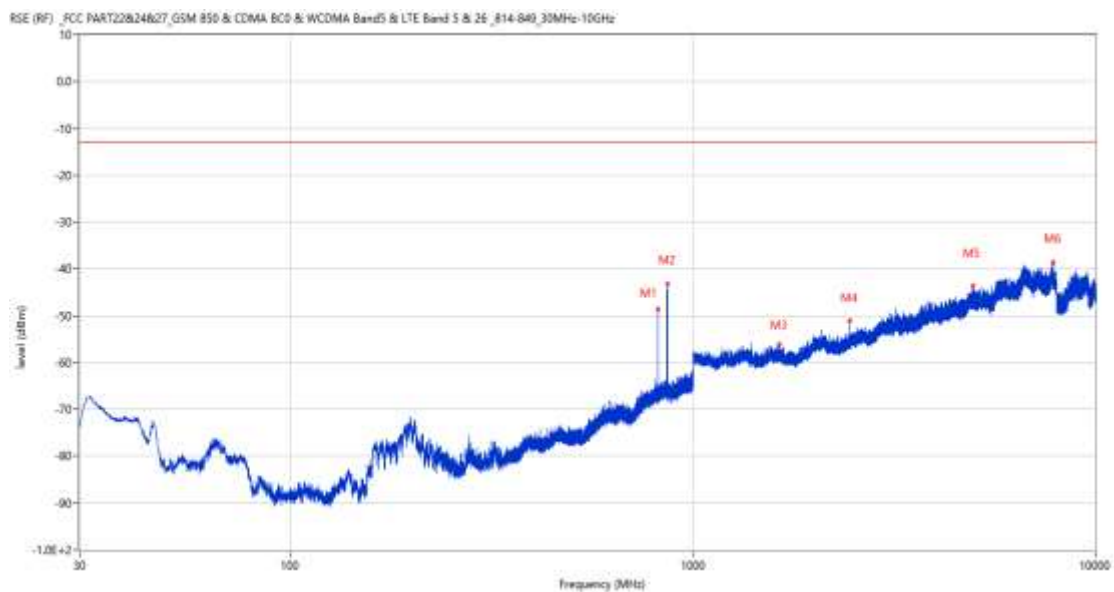
Frequency (MHz)	Result (dBm)	Factor (dB)	PK Limit (dBm)	Over Limit (dB)	Table (o)	ANT	EUT	Verdict
818.562	-48.27	4.12	-13.0	-35.27	71.00	Horizontal	Vertical	N/A
863.521	-26.72	4.16	-13.0	-13.72	195.00	Horizontal	Vertical	N/A
1323.200	-55.85	-4.01	-13.0	-42.85	349.00	Horizontal	Vertical	Pass
2587.300	-51.92	0.72	-13.0	-38.92	41.00	Horizontal	Vertical	Pass
4051.250	-45.70	9.38	-13.0	-32.70	-3.00	Horizontal	Vertical	Pass
6731.250	-38.84	15.30	-13.0	-25.84	255.00	Horizontal	Vertical	Pass

RSE-V&V LTE Band 26 (Part90) BW1.4 CH26740



Frequency (MHz)	Result (dBm)	Factor (dB)	PK Limit (dBm)	Over Limit (dB)	Table (o)	ANT	EUT	Verdict
818.610	-42.44	4.12	-13.0	-29.44	127.00	Vertical	Vertical	N/A
864.248	-36.52	4.15	-13.0	-23.52	360.00	Vertical	Vertical	N/A
1330.700	-55.72	-4.03	-13.0	-42.72	263.00	Vertical	Vertical	Pass
2434.500	-52.68	-0.04	-13.0	-39.68	4.00	Vertical	Vertical	Pass
4222.750	-46.67	8.89	-13.0	-33.67	351.00	Vertical	Vertical	Pass
7203.000	-38.67	14.66	-13.0	-25.67	-3.00	Vertical	Vertical	Pass

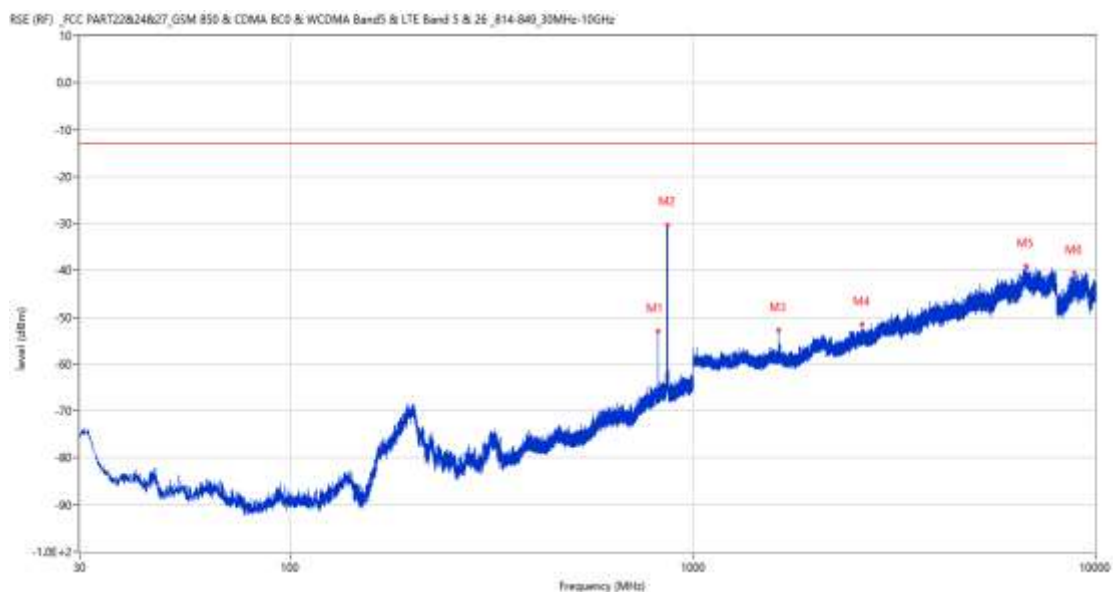
RSE-V&H LTE Band 26 (Part90) BW1.4 CH26740



Frequency (MHz)	Result (dBm)	Factor (dB)	PK Limit (dBm)	Over Limit (dB)	Table (o)	ANT	EUT	Verdict
818.610	-48.54	4.12	-13.0	-35.54	48.00	Vertical	Horizontal	N/A
864.055	-43.20	4.14	-13.0	-30.20	204.00	Vertical	Horizontal	N/A
1637.600	-56.17	-4.17	-13.0	-43.17	278.00	Vertical	Horizontal	Pass
2456.300	-51.13	-0.40	-13.0	-38.13	316.00	Vertical	Horizontal	Pass
4966.000	-43.74	10.60	-13.0	-30.74	9.00	Vertical	Horizontal	Pass
7833.750	-38.77	15.45	-13.0	-25.77	105.00	Vertical	Horizontal	Pass

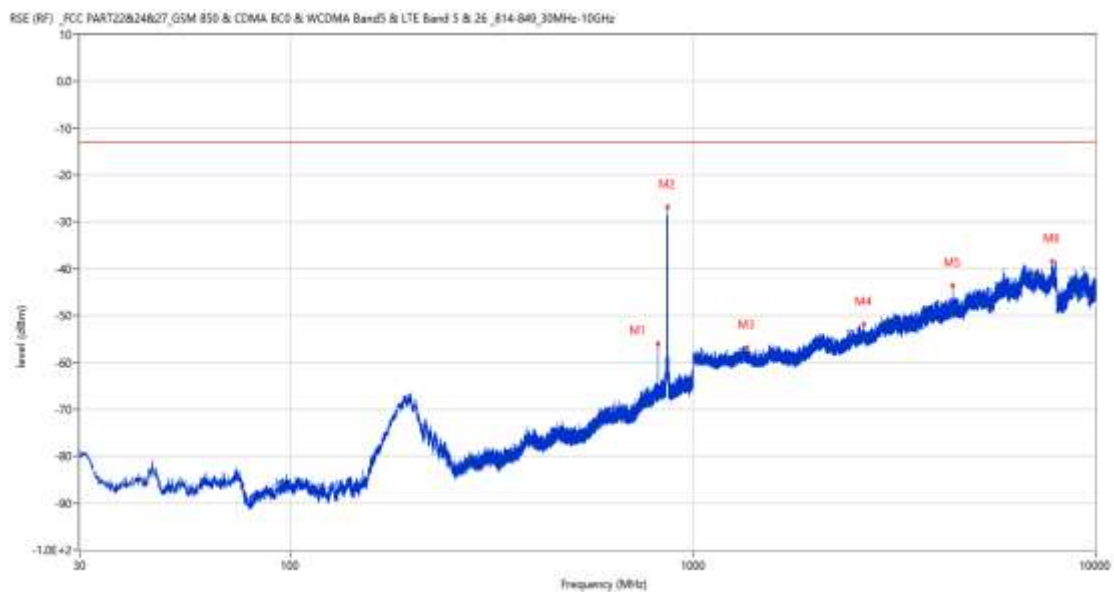
16.2 LTE Band 26 (Part90) BW3, Middle Channel

RSE-H&H LTE Band 26 (Part90) BW3 CH26740



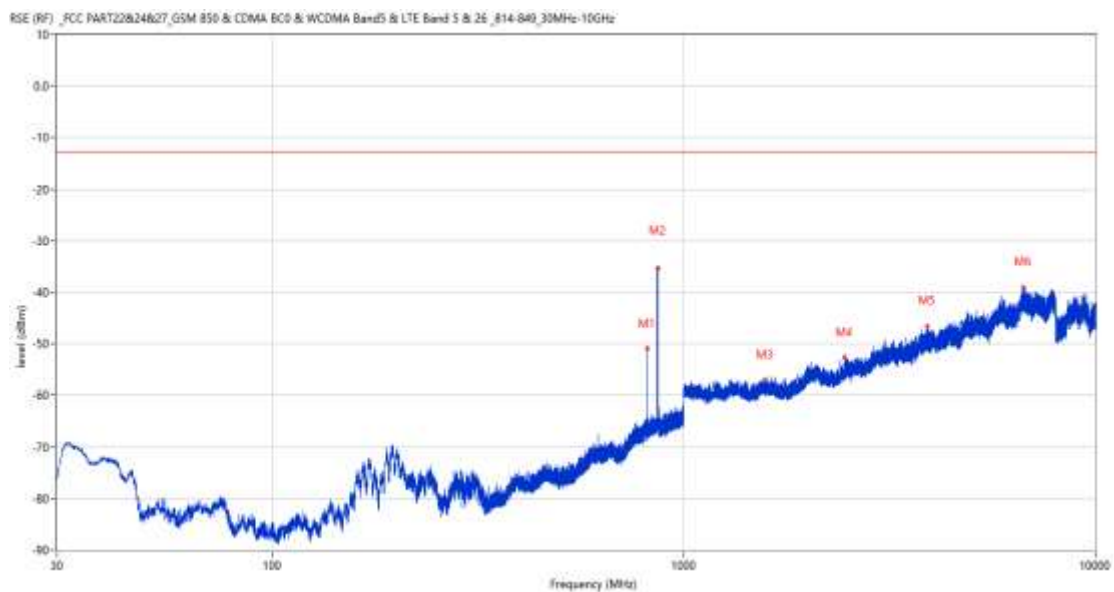
Frequency (MHz)	Result (dBm)	Factor (dB)	PK Limit (dBm)	Over Limit (dB)	Table (o)	ANT	EUT	Verdict
817.786	-53.03	4.13	-13.0	-40.03	146.00	Horizontal	Horizontal	N/A
863.812	-30.40	4.12	-13.0	-17.40	109.00	Horizontal	Horizontal	N/A
1636.300	-52.86	-4.01	-13.0	-39.86	185.00	Horizontal	Horizontal	Pass
2630.000	-51.46	1.46	-13.0	-38.46	49.00	Horizontal	Horizontal	Pass
6726.000	-39.08	15.49	-13.0	-26.08	123.00	Horizontal	Horizontal	Pass
8867.100	-40.54	14.57	-13.0	-27.54	-3.00	Horizontal	Horizontal	Pass

RSE-H&V LTE Band 26 (Part90) BW3 CH26740



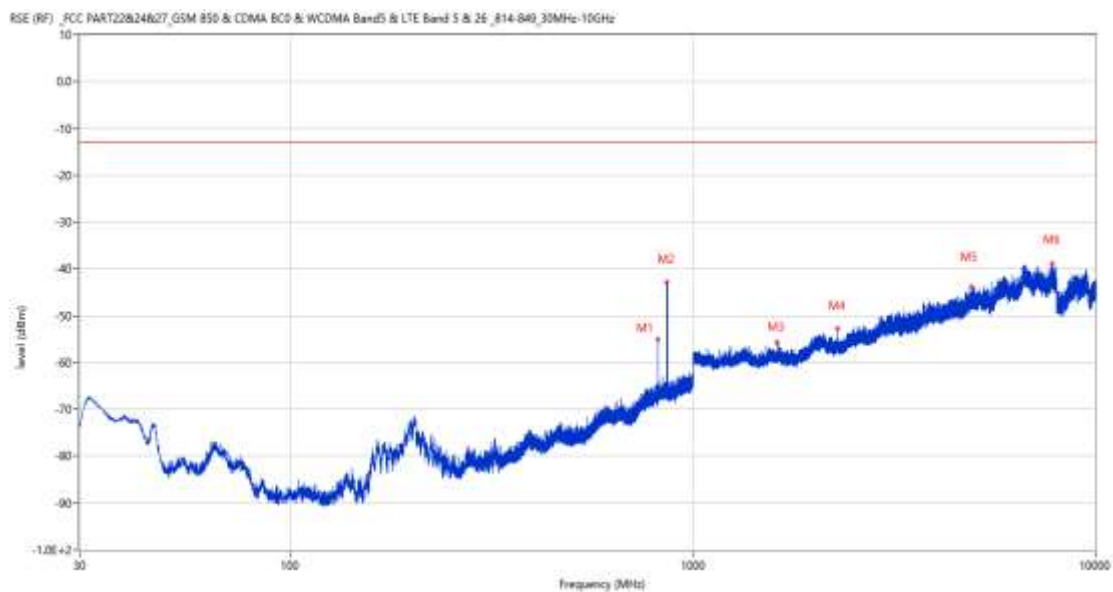
Frequency (MHz)	Result (dBm)	Factor (dB)	PK Limit (dBm)	Over Limit (dB)	Table (o)	ANT	EUT	Verdict
817.737	-55.89	4.13	-13.0	-42.89	158.00	Horizontal	Vertical	N/A
864.879	-26.87	4.14	-13.0	-13.87	203.00	Horizontal	Vertical	N/A
1364.800	-56.74	-3.95	-13.0	-43.74	46.00	Horizontal	Vertical	Pass
2664.700	-51.82	1.72	-13.0	-38.82	175.00	Horizontal	Vertical	Pass
4419.750	-43.47	9.62	-13.0	-30.47	361.00	Horizontal	Vertical	Pass
7808.250	-38.38	16.05	-13.0	-25.38	351.00	Horizontal	Vertical	Pass

RSE-V&V LTE Band 26 (Part90) BW3 CH26740



Frequency (MHz)	Result (dBm)	Factor (dB)	PK Limit (dBm)	Over Limit (dB)	Table (o)	ANT	EUT	Verdict
817.834	-50.98	4.13	-13.0	-37.98	125.00	Vertical	Vertical	N/A
864.734	-35.35	4.15	-13.0	-22.35	133.00	Vertical	Vertical	N/A
1581.100	-56.97	-4.02	-13.0	-43.97	34.00	Vertical	Vertical	Pass
2453.900	-52.65	-0.38	-13.0	-39.65	0.00	Vertical	Vertical	Pass
3909.000	-46.58	9.25	-13.0	-33.58	9.00	Vertical	Vertical	Pass
6668.000	-39.07	14.60	-13.0	-26.07	-1.00	Vertical	Vertical	Pass

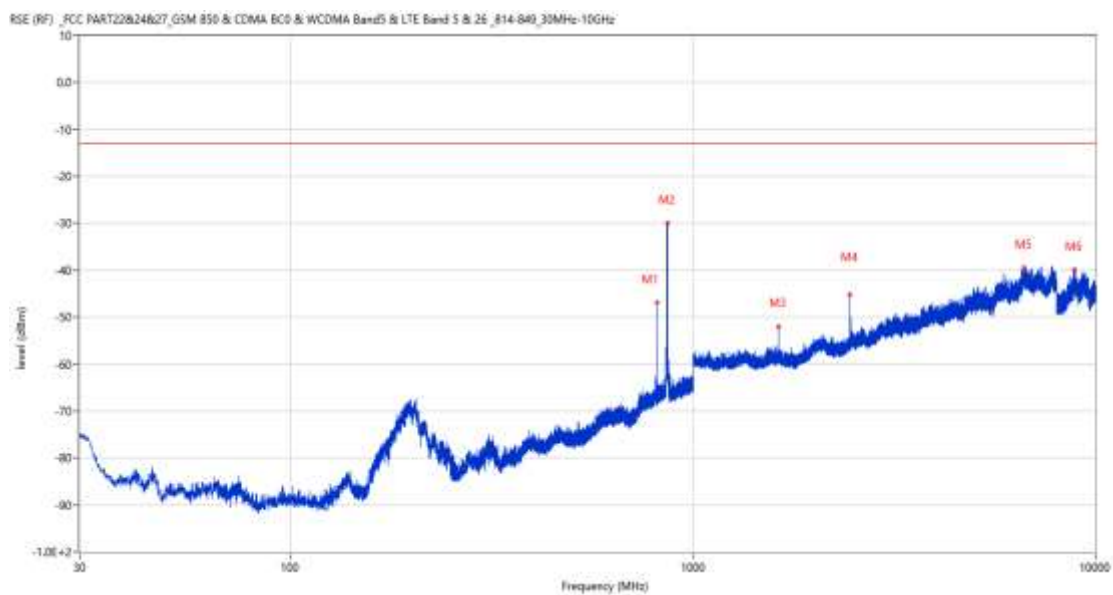
RSE-V&H LTE Band 26 (Part90) BW3 CH26740



Frequency (MHz)	Result (dBm)	Factor (dB)	PK Limit (dBm)	Over Limit (dB)	Table (o)	ANT	EUT	Verdict
817.737	-55.09	4.13	-13.0	-42.09	38.00	Vertical	Horizontal	N/A
863.036	-42.86	4.29	-13.0	-29.86	17.00	Vertical	Horizontal	N/A
1615.600	-55.72	-4.17	-13.0	-42.72	302.00	Vertical	Horizontal	Pass
2291.300	-52.79	-1.22	-13.0	-39.79	290.00	Vertical	Horizontal	Pass
4909.250	-43.81	10.64	-13.0	-30.81	286.00	Vertical	Horizontal	Pass
7809.750	-38.91	16.25	-13.0	-25.91	205.00	Vertical	Horizontal	Pass

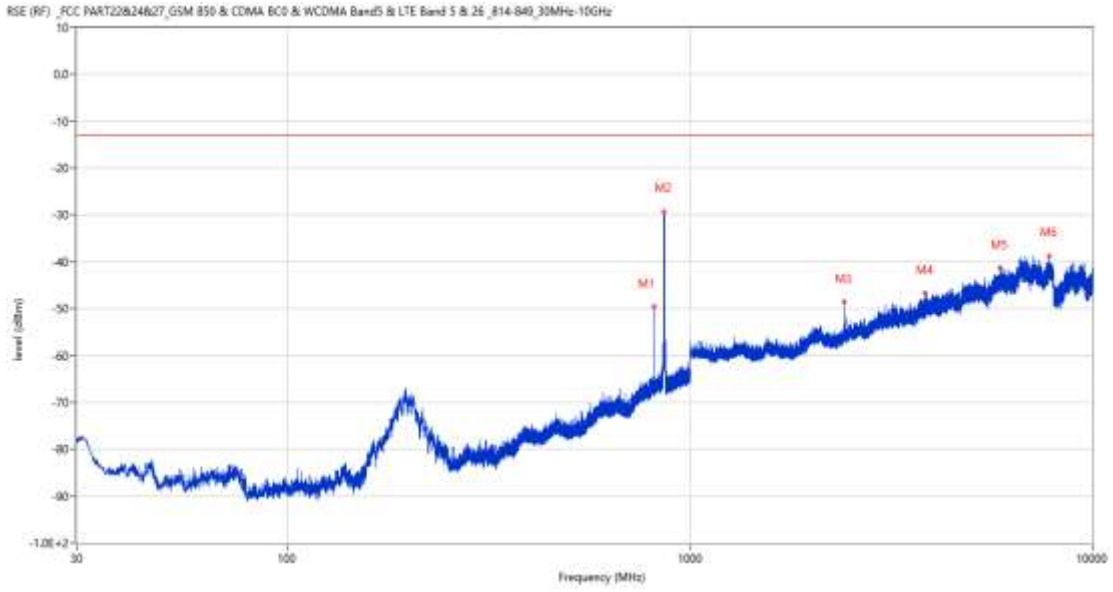
16.3 LTE Band 26 (Part90) BW5, Middle Channel

RSE-H&H LTE Band 26 (Part90) BW5 CH26740



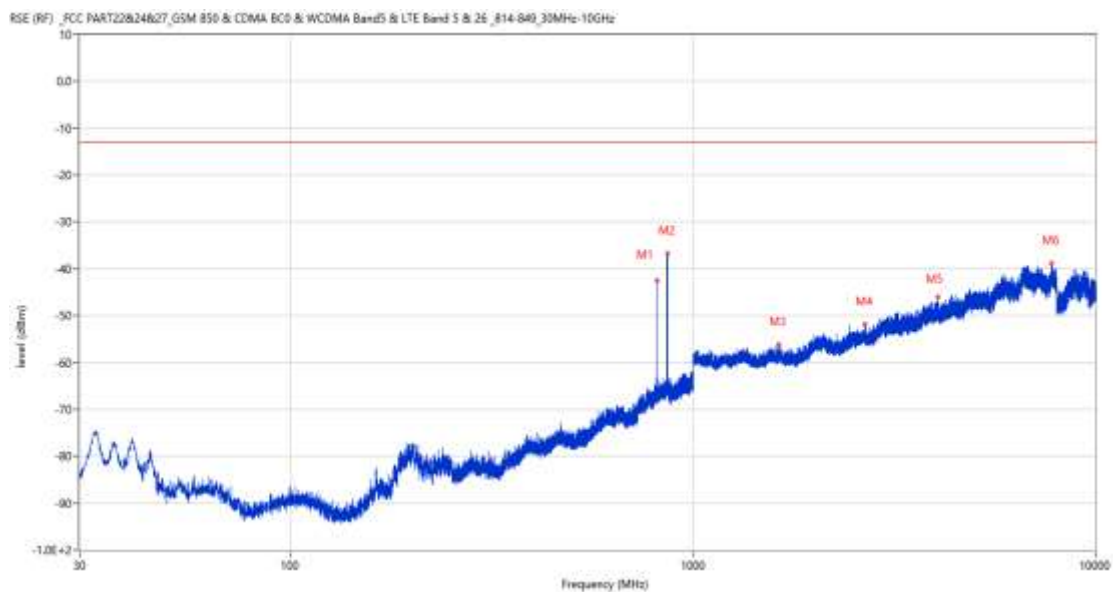
Frequency (MHz)	Result (dBm)	Factor (dB)	PK Limit (dBm)	Over Limit (dB)	Table (o)	ANT	EUT	Verdict
816.815	-46.91	4.14	-13.0	-33.91	141.00	Horizontal	Horizontal	N/A
864.394	-29.97	4.15	-13.0	-16.97	196.00	Horizontal	Horizontal	N/A
1634.700	-52.11	-4.22	-13.0	-39.11	317.00	Horizontal	Horizontal	Pass
2451.200	-45.11	-0.17	-13.0	-32.11	360.00	Horizontal	Horizontal	Pass
6662.000	-39.51	14.81	-13.0	-26.51	106.00	Horizontal	Horizontal	Pass
8870.700	-39.93	14.51	-13.0	-26.93	167.00	Horizontal	Horizontal	Pass

RSE-H&V LTE Band 26 (Part90) BW5 CH26740



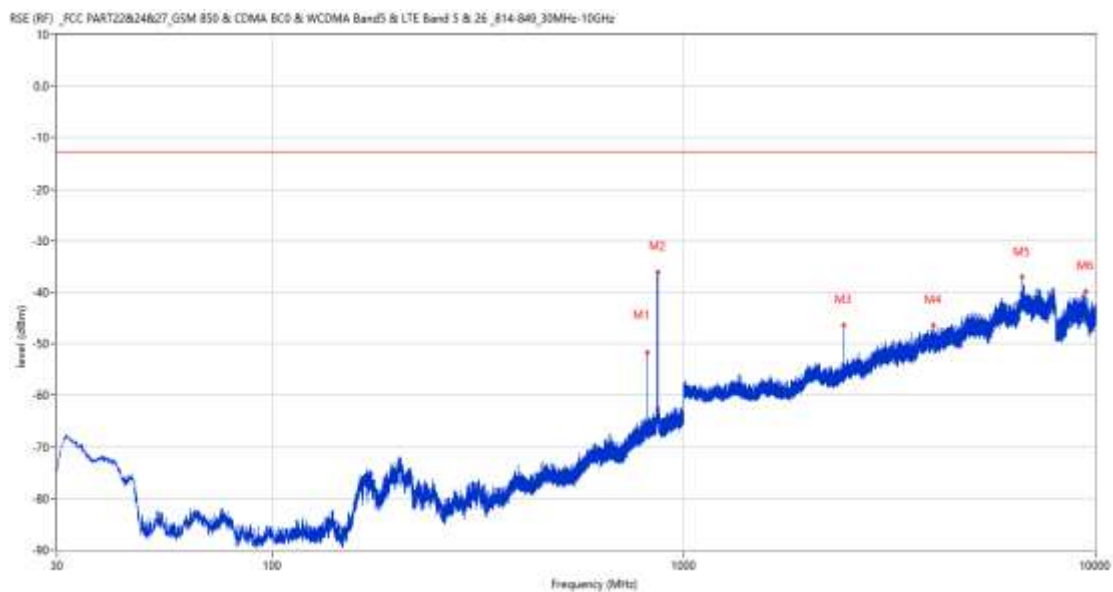
Frequency (MHz)	Result (dBm)	Factor (dB)	PK Limit (dBm)	Over Limit (dB)	Table (o)	ANT	EUT	Verdict
816.767	-49.51	4.14	-13.0	-36.51	173.00	Horizontal	Vertical	N/A
863.472	-29.21	4.17	-13.0	-16.21	194.00	Horizontal	Vertical	N/A
2419.800	-48.62	-0.59	-13.0	-35.62	10.00	Horizontal	Vertical	Pass
3834.750	-46.70	7.68	-13.0	-33.70	172.00	Horizontal	Vertical	Pass
5898.750	-41.35	12.68	-13.0	-28.35	124.00	Horizontal	Vertical	Pass
7804.250	-38.76	16.00	-13.0	-25.76	269.00	Horizontal	Vertical	Pass

RSE-V&V LTE Band 26 (Part90) BW5 CH26740



Frequency (MHz)	Result (dBm)	Factor (dB)	PK Limit (dBm)	Over Limit (dB)	Table (o)	ANT	EUT	Verdict
816.815	-42.42	4.14	-13.0	-29.42	140.00	Vertical	Vertical	N/A
866.043	-36.72	4.15	-13.0	-23.72	124.00	Vertical	Vertical	N/A
1634.800	-56.13	-4.20	-13.0	-43.13	227.00	Vertical	Vertical	Pass
2673.000	-51.86	1.57	-13.0	-38.86	0.00	Vertical	Vertical	Pass
4061.750	-46.14	9.17	-13.0	-33.14	319.00	Vertical	Vertical	Pass
7786.000	-38.89	15.52	-13.0	-25.89	140.00	Vertical	Vertical	Pass

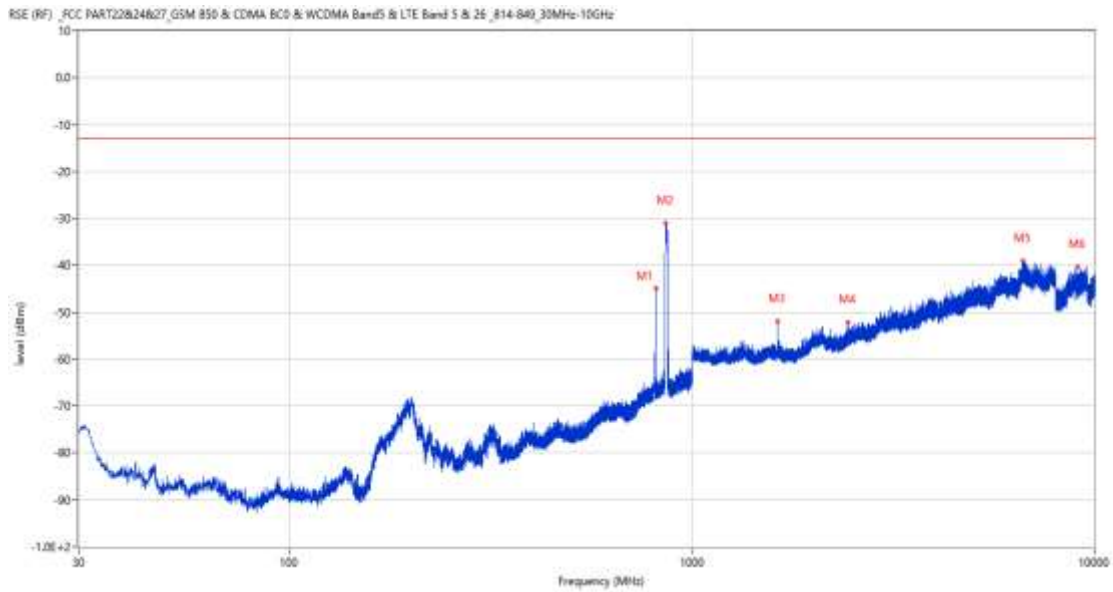
RSE-V&H LTE Band 26 (Part90) BW5 CH26740



Frequency (MHz)	Result (dBm)	Factor (dB)	PK Limit (dBm)	Over Limit (dB)	Table (o)	ANT	EUT	Verdict
816.815	-51.57	4.14	-13.0	-38.57	100.00	Vertical	Horizontal	N/A
864.540	-36.04	4.16	-13.0	-23.04	132.00	Vertical	Horizontal	N/A
2451.200	-46.40	-0.17	-13.0	-33.40	344.00	Vertical	Horizontal	Pass
4043.000	-46.34	9.24	-13.0	-33.34	305.00	Vertical	Horizontal	Pass
6647.500	-37.03	15.17	-13.0	-24.03	92.00	Vertical	Horizontal	Pass
9453.901	-39.84	14.10	-13.0	-26.84	344.00	Vertical	Horizontal	Pass

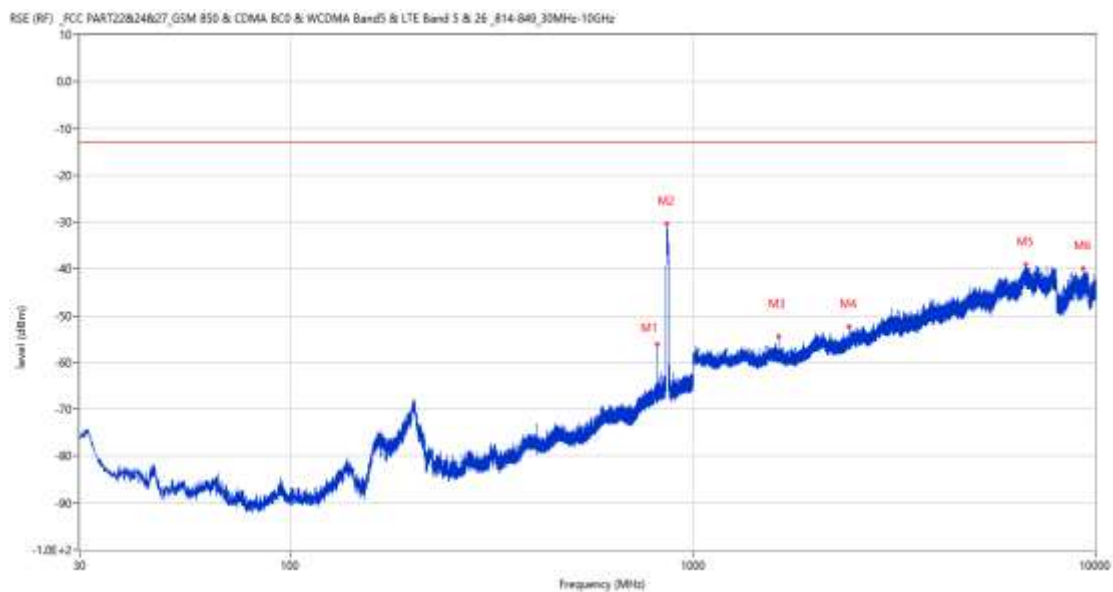
16.4 LTE Band 26 (Part90) BW10, Middle Channel

RSE-H&H LTE Band 26 (Part90) BW10 CH26740



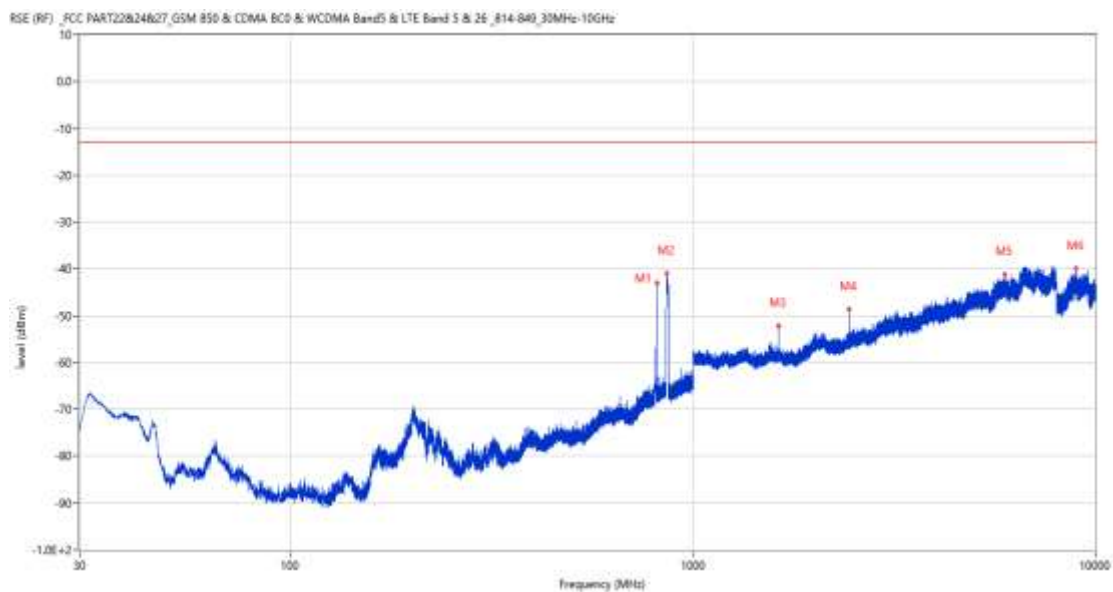
Frequency (MHz)	Result (dBm)	Factor (dB)	PK Limit (dBm)	Over Limit (dB)	Table (o)	ANT	EUT	Verdict
814.633	-44.95	4.16	-13.0	-31.95	133.00	Horizontal	Horizontal	N/A
860.417	-31.00	4.27	-13.0	-18.00	109.00	Horizontal	Horizontal	N/A
1629.800	-52.04	-4.10	-13.0	-39.04	320.00	Horizontal	Horizontal	Pass
2444.500	-52.21	-0.32	-13.0	-39.21	140.00	Horizontal	Horizontal	Pass
6664.250	-39.11	14.69	-13.0	-26.11	75.00	Horizontal	Horizontal	Pass
9095.599	-40.42	13.28	-13.0	-27.42	103.00	Horizontal	Horizontal	Pass

RSE-H&V LTE Band 26 (Part90) BW10 CH26740



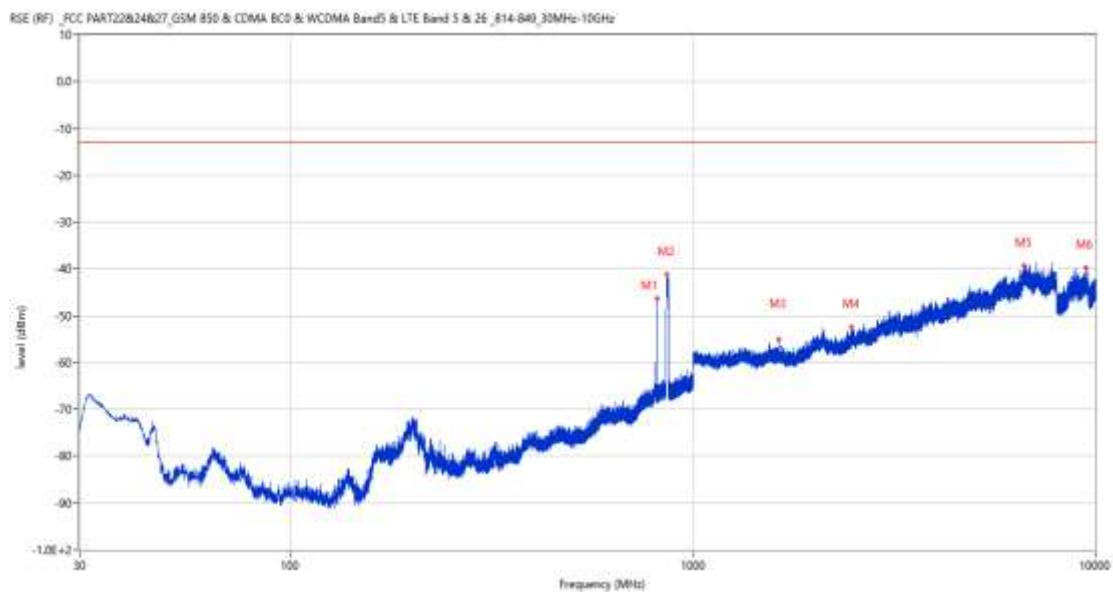
Frequency (MHz)	Result (dBm)	Factor (dB)	PK Limit (dBm)	Over Limit (dB)	Table (o)	ANT	EUT	Verdict
814.633	-56.10	4.16	-13.0	-43.10	360.00	Horizontal	Vertical	N/A
862.211	-30.45	4.23	-13.0	-17.45	112.00	Horizontal	Vertical	N/A
1630.600	-54.43	-4.01	-13.0	-41.43	333.00	Horizontal	Vertical	Pass
2447.800	-52.26	-0.04	-13.0	-39.26	209.00	Horizontal	Vertical	Pass
6720.750	-39.06	15.71	-13.0	-26.06	207.00	Horizontal	Vertical	Pass
9339.201	-39.89	14.92	-13.0	-26.89	170.00	Horizontal	Vertical	Pass

RSE-V&V LTE Band 26 (Part90) BW10 CH26740



Frequency (MHz)	Result (dBm)	Factor (dB)	PK Limit (dBm)	Over Limit (dB)	Table (o)	ANT	EUT	Verdict
814.633	-42.99	4.16	-13.0	-29.99	46.00	Vertical	Vertical	N/A
861.096	-40.87	4.39	-13.0	-27.87	26.00	Vertical	Vertical	N/A
1629.700	-52.23	-4.13	-13.0	-39.23	314.00	Vertical	Vertical	Pass
2444.600	-48.69	-0.32	-13.0	-35.69	332.00	Vertical	Vertical	Pass
5953.000	-41.17	12.75	-13.0	-28.17	27.00	Vertical	Vertical	Pass
8954.000	-39.89	13.56	-13.0	-26.89	31.00	Vertical	Vertical	Pass

RSE-V&H LTE Band 26 (Part90) BW10 CH26740

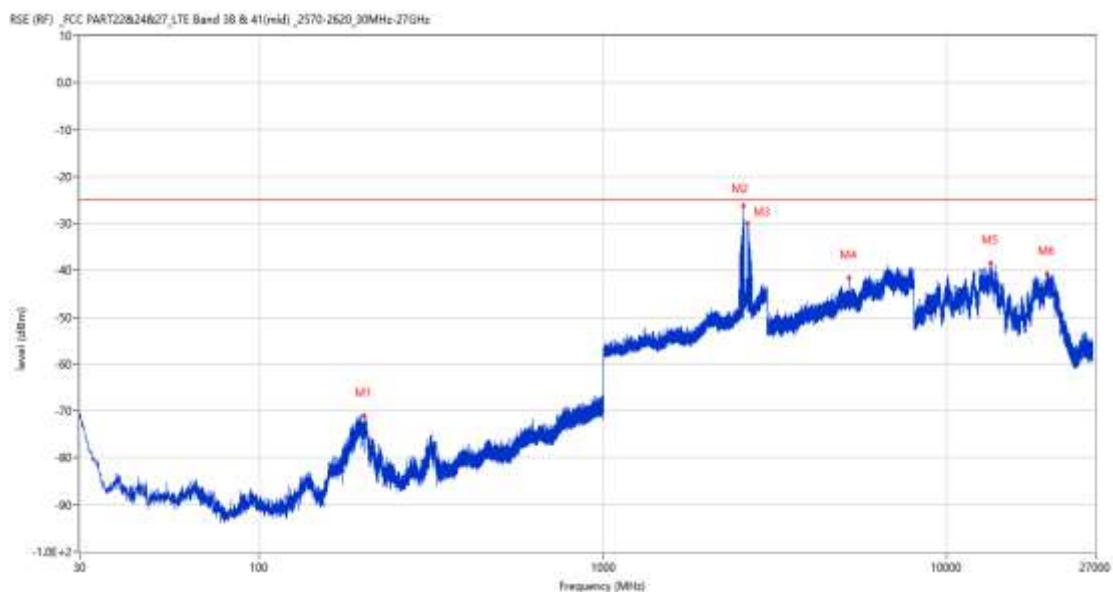


Frequency (MHz)	Result (dBm)	Factor (dB)	PK Limit (dBm)	Over Limit (dB)	Table (o)	ANT	EUT	Verdict
814.633	-46.39	4.16	-13.0	-33.39	41.00	Vertical	Horizontal	N/A
860.078	-41.15	4.27	-13.0	-28.15	20.00	Vertical	Horizontal	N/A
1630.000	-54.94	-4.06	-13.0	-41.94	296.00	Vertical	Horizontal	Pass
2485.300	-52.33	0.41	-13.0	-39.33	209.00	Vertical	Horizontal	Pass
6646.500	-39.20	15.26	-13.0	-26.20	75.00	Vertical	Horizontal	Pass
9449.600	-39.72	14.21	-13.0	-26.72	143.00	Vertical	Horizontal	Pass

17 LTE Band 38

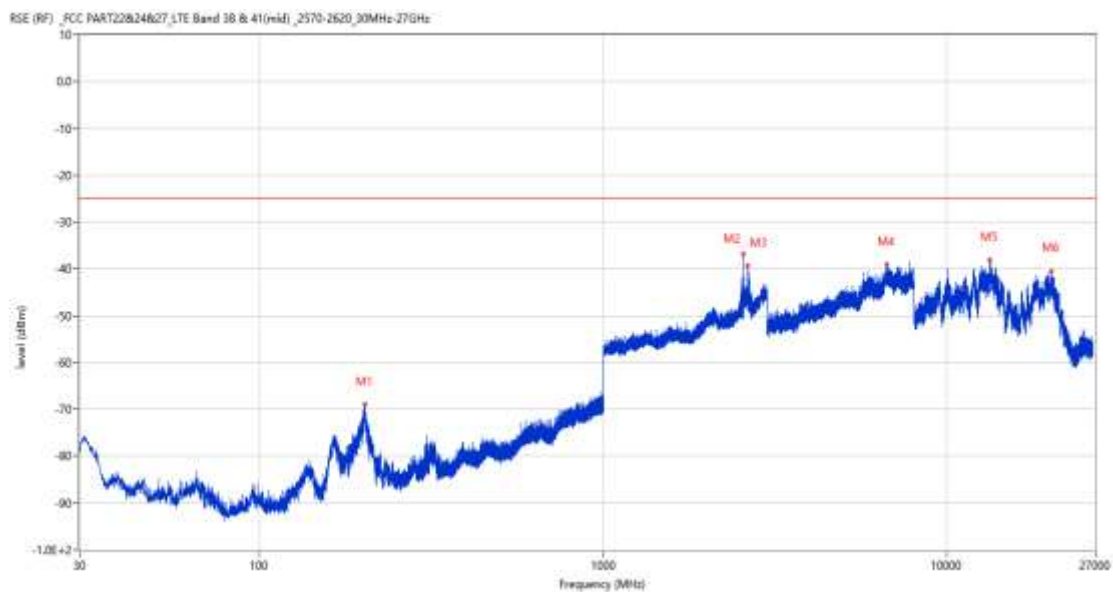
17.1 LTE Band 38 BW5, Middle Channel

RSE-H&H LTE Band 38 BW5 CH38000



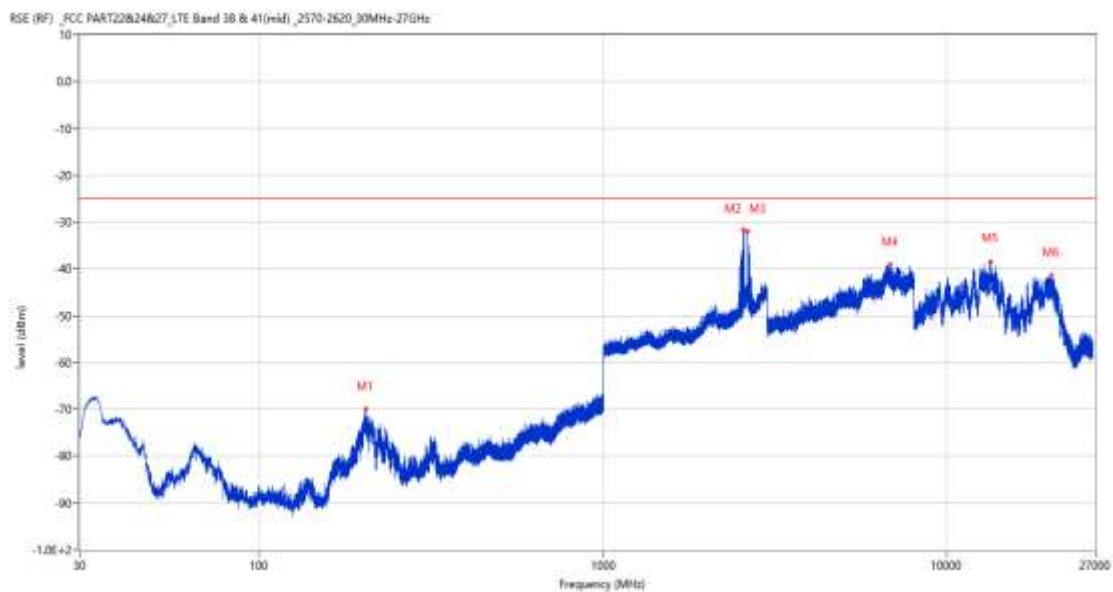
Frequency (MHz)	Result (dBm)	Factor (dB)	PK Limit (dBm)	Over Limit (dB)	Table (o)	ANT	EUT	Verdict
201.350	-70.93	-16.01	-25.0	-45.93	305.00	Horizontal	Horizontal	Pass
2554.800	-26.19	7.24	-25.0	-1.19	361.00	Horizontal	Horizontal	N/A
2635.600	-30.00	8.24	-25.0	-5.00	344.00	Horizontal	Horizontal	N/A
5185.750	-41.61	10.40	-25.0	-16.61	30.00	Horizontal	Horizontal	Pass
13398.638	-38.48	17.00	-25.0	-13.48	110.00	Horizontal	Horizontal	Pass
19483.677	-40.70	12.93	-25.0	-15.70	-3.00	Horizontal	Horizontal	Pass

RSE-H&V LTE Band 38 BW5 CH38000



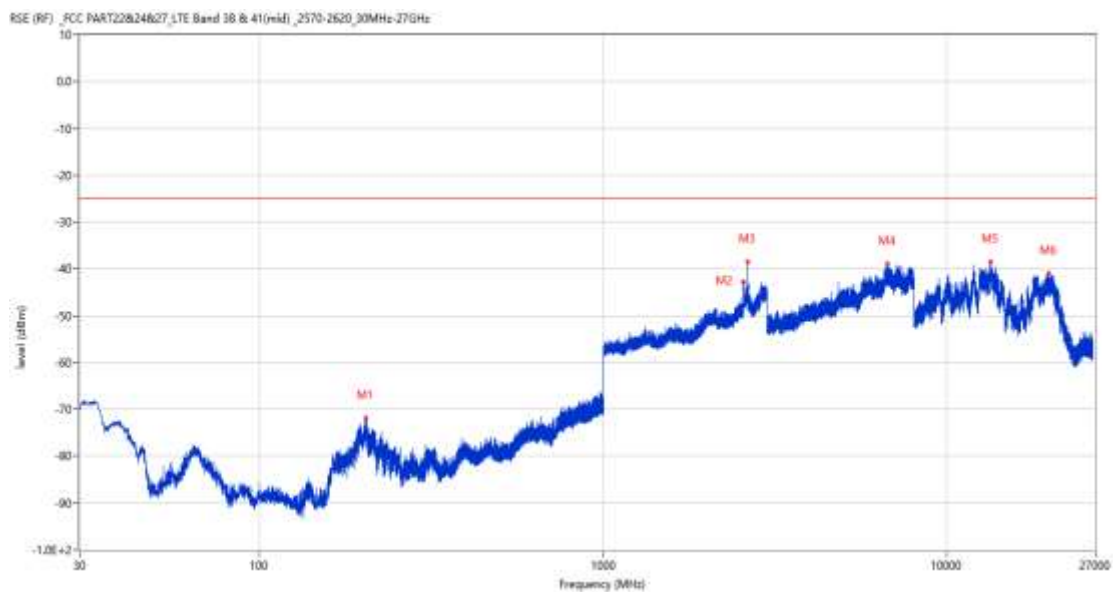
Frequency (MHz)	Result (dBm)	Factor (dB)	PK Limit (dBm)	Over Limit (dB)	Table (o)	ANT	EUT	Verdict
202.466	-69.00	-15.74	-25.0	-44.00	257.00	Horizontal	Vertical	Pass
2556.700	-36.78	7.36	-25.0	-11.78	199.00	Horizontal	Vertical	N/A
2627.700	-39.29	8.67	-25.0	-14.29	126.00	Horizontal	Vertical	N/A
6671.500	-39.05	14.58	-25.0	-14.05	203.00	Horizontal	Vertical	Pass
13341.150	-37.98	16.19	-25.0	-12.98	347.00	Horizontal	Vertical	Pass
20082.500	-40.59	12.96	-25.0	-15.59	133.00	Horizontal	Vertical	Pass

RSE-V&V LTE Band 38 BW5 CH38000



Frequency (MHz)	Result (dBm)	Factor (dB)	PK Limit (dBm)	Over Limit (dB)	Table (o)	ANT	EUT	Verdict
203.242	-69.99	-15.57	-25.0	-44.99	291.00	Vertical	Vertical	Pass
2561.300	-31.64	8.83	-25.0	-6.64	342.00	Vertical	Vertical	N/A
2627.300	-32.14	8.78	-25.0	-7.14	56.00	Vertical	Vertical	N/A
6847.000	-39.17	14.13	-25.0	-14.17	288.00	Vertical	Vertical	Pass
13380.787	-38.56	16.83	-25.0	-13.56	361.00	Vertical	Vertical	Pass
20065.075	-41.41	12.96	-25.0	-16.41	-1.00	Vertical	Vertical	Pass

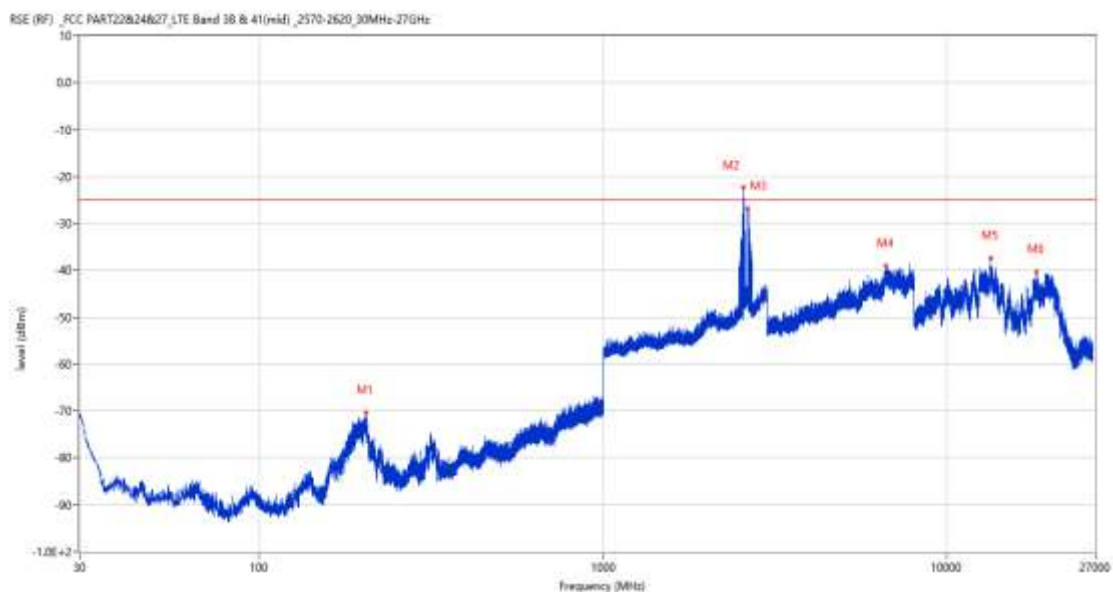
RSE-V&H LTE Band 38 BW5 CH38000



Frequency (MHz)	Result (dBm)	Factor (dB)	PK Limit (dBm)	Over Limit (dB)	Table (o)	ANT	EUT	Verdict
203.290	-71.91	-15.56	-25.0	-46.91	256.00	Vertical	Horizontal	Pass
2556.100	-42.87	7.34	-25.0	-17.87	22.00	Vertical	Horizontal	N/A
2627.600	-38.49	8.69	-25.0	-13.49	0.00	Vertical	Horizontal	N/A
6714.000	-38.89	15.68	-25.0	-13.89	215.00	Vertical	Horizontal	Pass
13375.799	-38.56	16.78	-25.0	-13.56	321.00	Vertical	Horizontal	Pass
19775.650	-41.01	12.94	-25.0	-16.01	60.00	Vertical	Horizontal	Pass

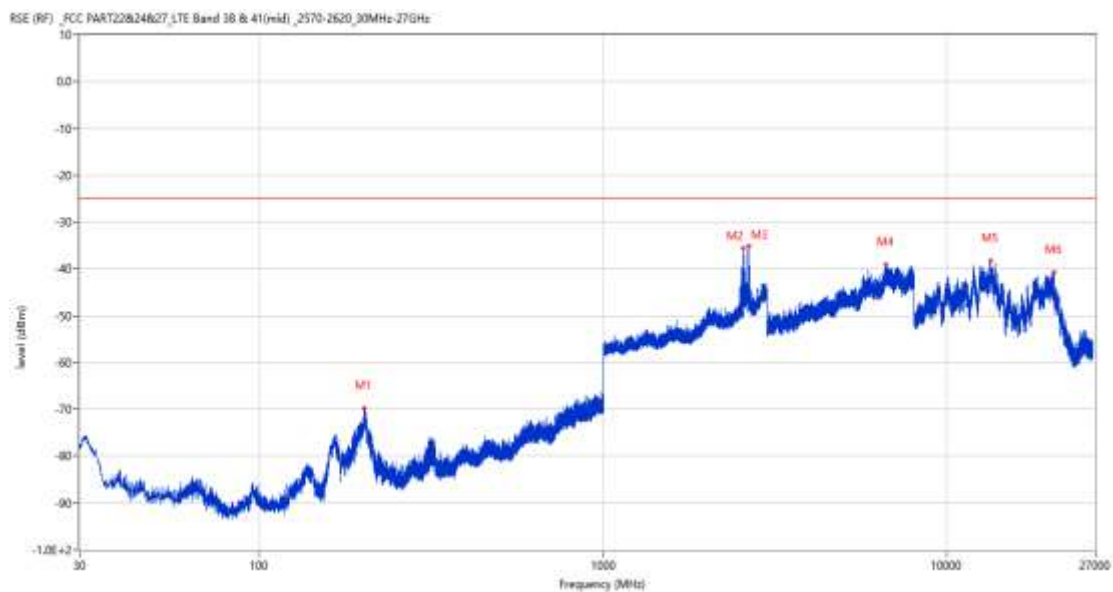
17.2 LTE Band 38 BW10, Middle Channel

RSE-H&H LTE Band 38 BW10 CH38000



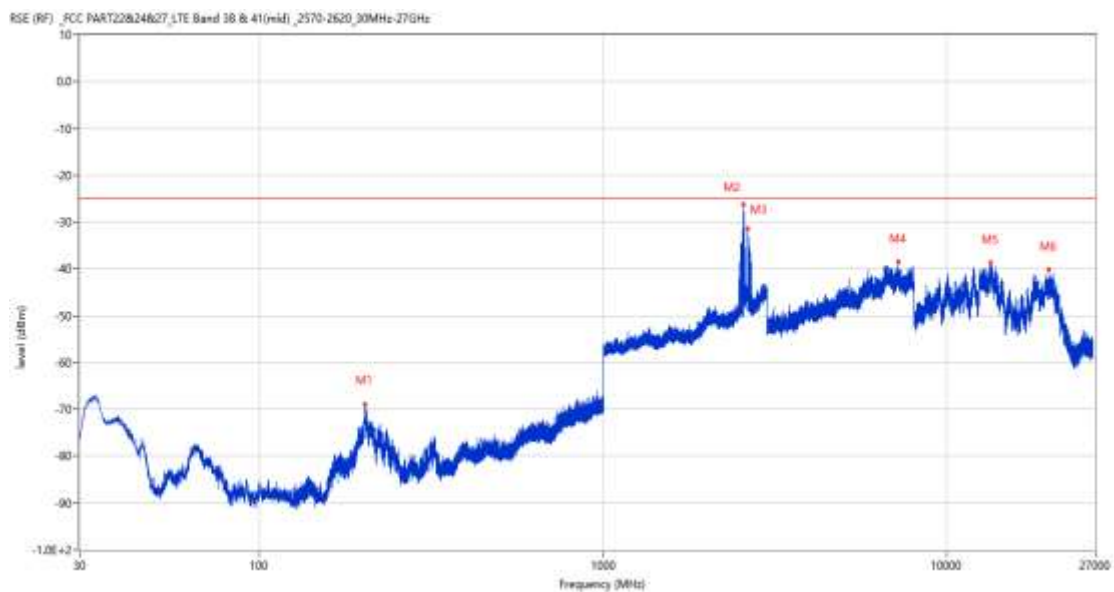
Frequency (MHz)	Result (dBm)	Factor (dB)	PK Limit (dBm)	Over Limit (dB)	Table (o)	ANT	EUT	Verdict
203.388	-70.39	-15.55	-25.0	-45.39	116.00	Horizontal	Horizontal	Pass
2561.500	-22.38	8.83	-25.0	2.62	0.00	Horizontal	Horizontal	N/A
2637.600	-26.93	8.32	-25.0	-1.93	359.00	Horizontal	Horizontal	N/A
6641.500	-39.20	15.00	-25.0	-14.20	28.00	Horizontal	Horizontal	Pass
13391.025	-37.40	16.93	-25.0	-12.40	36.00	Horizontal	Horizontal	Pass
18196.349	-40.30	12.86	-25.0	-15.30	-3.00	Horizontal	Horizontal	Pass

RSE-H&V LTE Band 38 BW10 CH38000



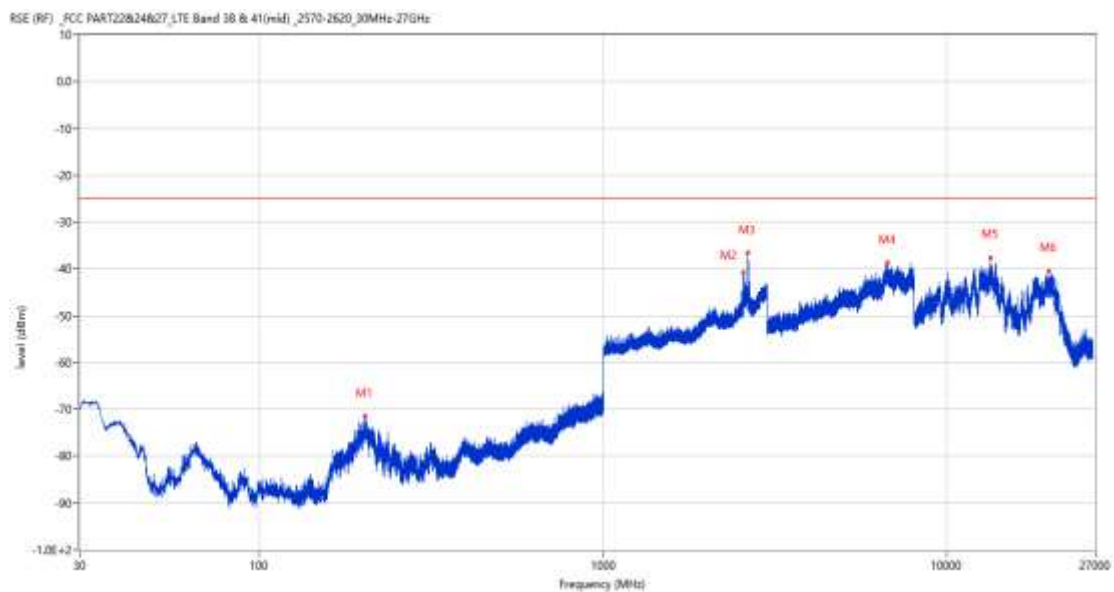
Frequency (MHz)	Result (dBm)	Factor (dB)	PK Limit (dBm)	Over Limit (dB)	Table (o)	ANT	EUT	Verdict
201.787	-69.86	-15.93	-25.0	-44.86	243.00	Horizontal	Vertical	Pass
2559.000	-35.56	8.39	-25.0	-10.56	318.00	Horizontal	Vertical	N/A
2642.900	-35.11	8.95	-25.0	-10.11	280.00	Horizontal	Vertical	N/A
6642.750	-39.18	15.15	-25.0	-14.18	342.00	Horizontal	Vertical	Pass
13404.675	-38.19	16.91	-25.0	-13.19	297.00	Horizontal	Vertical	Pass
20428.876	-40.83	12.97	-25.0	-15.83	134.00	Horizontal	Vertical	Pass

RSE-V&V LTE Band 38 BW10 CH38000



Frequency (MHz)	Result (dBm)	Factor (dB)	PK Limit (dBm)	Over Limit (dB)	Table (o)	ANT	EUT	Verdict
202.854	-68.99	-15.65	-25.0	-43.99	280.00	Vertical	Vertical	Pass
2561.100	-26.26	8.82	-25.0	-1.26	63.00	Vertical	Vertical	N/A
2638.200	-31.39	8.28	-25.0	-6.39	119.00	Vertical	Vertical	N/A
7197.500	-38.55	14.70	-25.0	-13.55	331.00	Vertical	Vertical	Pass
13392.075	-38.75	16.94	-25.0	-13.75	322.00	Vertical	Vertical	Pass
19758.651	-40.21	12.94	-25.0	-15.21	-2.00	Vertical	Vertical	Pass

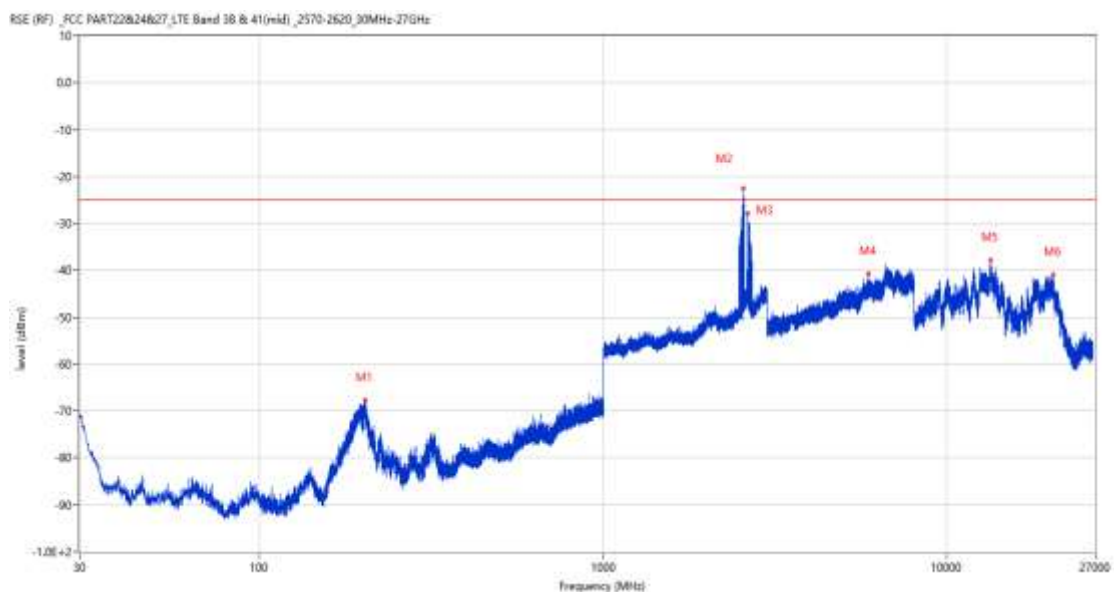
RSE-V&H LTE Band 38 BW10 CH38000



Frequency (MHz)	Result (dBm)	Factor (dB)	PK Limit (dBm)	Over Limit (dB)	Table (o)	ANT	EUT	Verdict
202.708	-71.48	-15.68	-25.0	-46.48	274.00	Vertical	Horizontal	Pass
2552.800	-40.71	7.19	-25.0	-15.71	340.00	Vertical	Horizontal	N/A
2627.500	-36.70	8.70	-25.0	-11.70	3.00	Vertical	Horizontal	N/A
6708.000	-38.71	15.71	-25.0	-13.71	142.00	Vertical	Horizontal	Pass
13361.887	-37.75	16.65	-25.0	-12.75	243.00	Vertical	Horizontal	Pass
19736.125	-40.47	12.94	-25.0	-15.47	134.00	Vertical	Horizontal	Pass

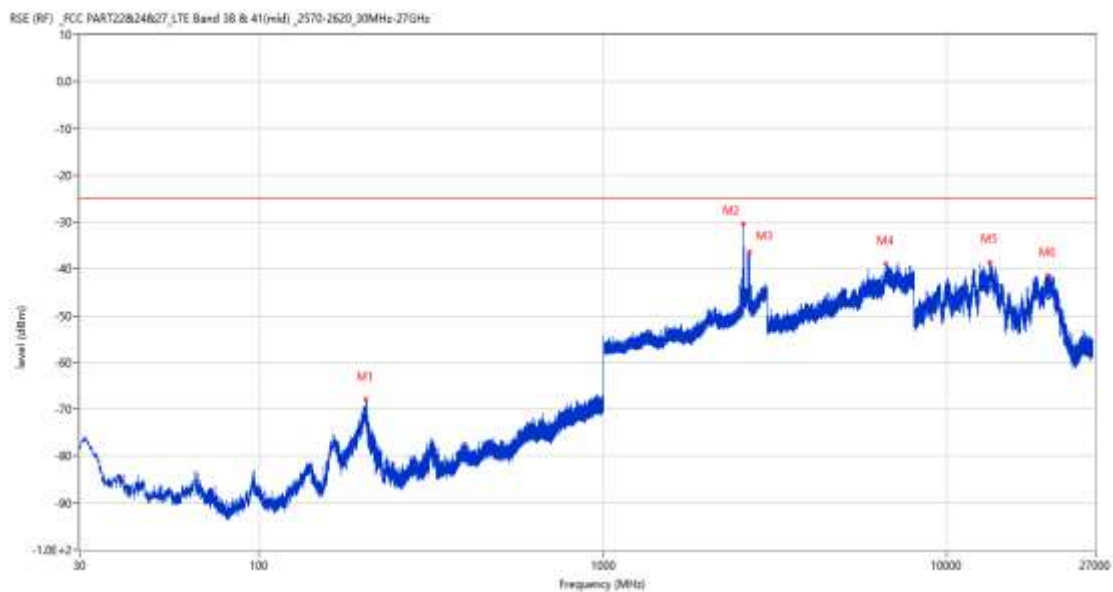
17.3 LTE Band 38 BW15, Middle Channel

RSE-H&H LTE Band 38 BW15 CH38000



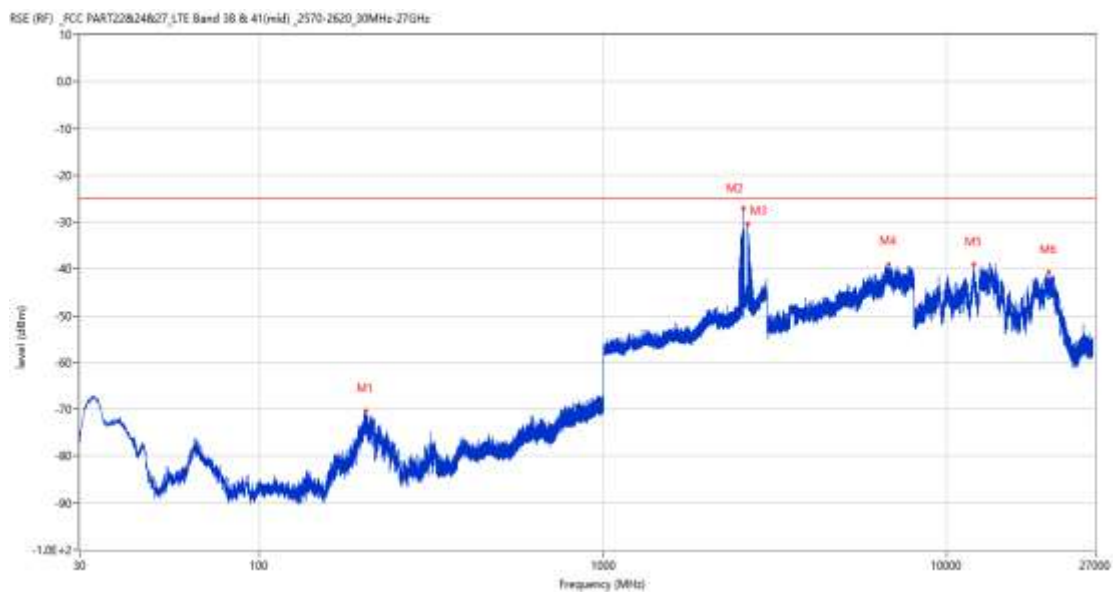
Frequency (MHz)	Result (dBm)	Factor (dB)	PK Limit (dBm)	Over Limit (dB)	Table (o)	ANT	EUT	Verdict
202.466	-67.76	-15.74	-25.0	-42.76	284.00	Horizontal	Horizontal	Pass
2556.100	-22.61	7.34	-25.0	2.39	360.00	Horizontal	Horizontal	N/A
2629.800	-27.96	8.30	-25.0	-2.96	342.00	Horizontal	Horizontal	N/A
5898.750	-40.80	12.68	-25.0	-15.80	167.00	Horizontal	Horizontal	Pass
13370.287	-37.91	16.73	-25.0	-12.91	-1.00	Horizontal	Horizontal	Pass
20368.099	-41.04	12.97	-25.0	-16.04	39.00	Horizontal	Horizontal	Pass

RSE-H&V LTE Band 38 BW15 CH38000



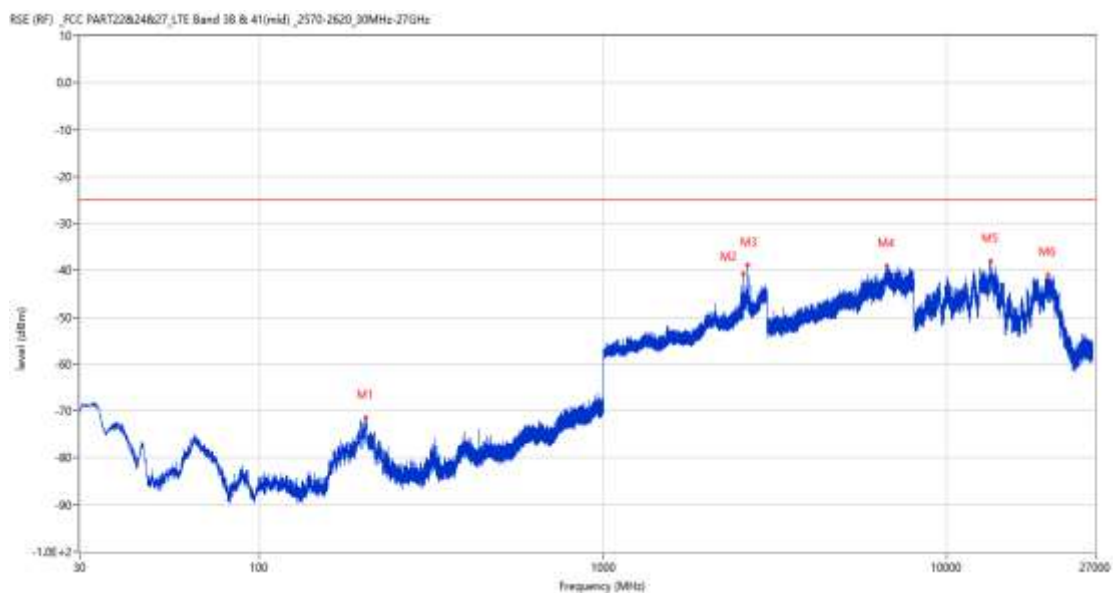
Frequency (MHz)	Result (dBm)	Factor (dB)	PK Limit (dBm)	Over Limit (dB)	Table (o)	ANT	EUT	Verdict
203.582	-67.99	-15.53	-25.0	-42.99	250.00	Horizontal	Vertical	Pass
2562.100	-30.35	8.85	-25.0	-5.35	198.00	Horizontal	Vertical	N/A
2657.500	-36.45	8.11	-25.0	-11.45	281.00	Horizontal	Vertical	N/A
6628.000	-38.89	14.83	-25.0	-13.89	77.00	Horizontal	Vertical	Pass
13326.975	-38.60	15.63	-25.0	-13.60	130.00	Horizontal	Vertical	Pass
19636.251	-41.42	12.93	-25.0	-16.42	-2.00	Horizontal	Vertical	Pass

RSE-V&V LTE Band 38 BW15 CH38000



Frequency (MHz)	Result (dBm)	Factor (dB)	PK Limit (dBm)	Over Limit (dB)	Table (o)	ANT	EUT	Verdict
203.970	-70.47	-15.49	-25.0	-45.47	121.00	Vertical	Vertical	Pass
2559.500	-26.99	8.54	-25.0	-1.99	-2.00	Vertical	Vertical	N/A
2629.900	-30.49	8.28	-25.0	-5.49	218.00	Vertical	Vertical	N/A
6762.000	-39.02	14.38	-25.0	-14.02	212.00	Vertical	Vertical	Pass
11963.162	-39.18	13.96	-25.0	-14.18	0.00	Vertical	Vertical	Pass
19721.677	-40.78	12.94	-25.0	-15.78	322.00	Vertical	Vertical	Pass

RSE-V&H LTE Band 38 BW15 CH38000



Frequency (MHz)	Result (dBm)	Factor (dB)	PK Limit (dBm)	Over Limit (dB)	Table (o)	ANT	EUT	Verdict
204.164	-71.43	-15.46	-25.0	-46.43	146.00	Vertical	Horizontal	Pass
2549.100	-40.76	6.55	-25.0	-15.76	340.00	Vertical	Horizontal	N/A
2634.600	-38.97	8.14	-25.0	-13.97	360.00	Vertical	Horizontal	N/A
6673.000	-39.18	14.60	-25.0	-14.18	147.00	Vertical	Horizontal	Pass
13349.026	-38.14	16.50	-25.0	-13.14	182.00	Vertical	Horizontal	Pass
19668.126	-40.89	12.94	-25.0	-15.89	138.00	Vertical	Horizontal	Pass