
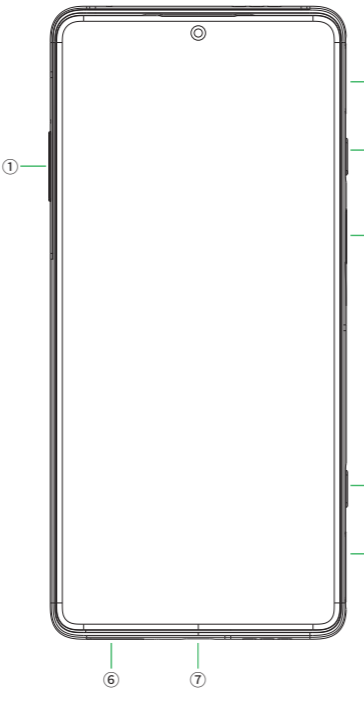



Katyusha 美台版说明书



Black Shark 5 Pro
SHARK KTUS-H0





Snapdragon sound

① Volume button
音量鍵

② Gaming trigger
升降按鍵

③ On/Off for gaming trigger
升降按鍵開關

④ Power button
電源鍵

⑤ Fingerprint lock
指紋解鎖

⑥ SIM card tray
SIM 卡匣

⑦ USB Type-C port
USB Type-C 連接埠

English

Thank you for choosing Black Shark 5 Pro

Press and hold the Power button to turn on the device. Follow the on-screen instructions to configure the device.

Model Name: SHARK KTUS-H0
Brand: BLACK SHARK
Adapter Model: MDY-1.3-EG-1

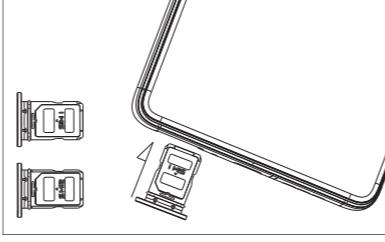
Ensure that the used power adapter meets the requirements of IEC 62368-1:2014, IEC 62368-1:2016, EN 62368-1:2014(A11:2017), EN 62368-1:2014, and UL 62368-1, 2nd Ed, and has been tested and approved according to national or local standards.

Installation of SIM card

Be careful not to scratch your device or hurt yourself when using the ejector.

- Squeeze the SIM ejector out of the reach of children to prevent accidental swallowing or injury.
- The SIM card cannot be bent, scratched, electrofied, or wetted.

1. Power off your device before installing the SIM card.
2. Insert the SIM ejector into the small hole on the SIM card tray. Press the ejector firmly into the hole to push the SIM card tray out.
3. Place the SIM card correctly according to the label on the card tray, and use the standard Nano SIM card in card slots 1 or 2. Non-standard cards may not be recognized and could damage the card tray slot!
4. Install the SIM card tray back into your device.



Dual SIM card management

The Black Shark phone supports Dual SIM Dual Standby single-call. You can select the default mobile data card or calling card as needed in Settings.

The SIM card in slot 1 or slot 2 supports 5G NR/TDD LTE/FDD LTE/WCDMA/CDMA/GSM. If your phone has two SIM cards, only the mobile data card can support CDMA.

Note: Network support depends on the situations of carrier's network and related services deployment.

Contents

Black Shark Phone, Power Adapter, USB Type-C Cable, Logo Sticker, Protective Case, SIM Ejector, Quick Start Guide

E-label

This device has an electronic label for authentication information. To view the label, choose Settings > About Phone > Certification, or enter "Certification" in the search bar.

*Depends on the actual national or local requirements.

Important safety information

Please read all the safety information below carefully before using your device.

CAUTION


RISK OF EXPLOSION IF BATTERY IS REPLACED BY AN INCORRECT TYPE. DISPOSE OF USED BATTERIES ACCORDING TO INSTRUCTIONS.

Avoid hearing damage. Using the earphones at a high volume for a long time may cause permanent hearing loss. To reduce this risk, keep the volume at a safe and comfortable level.

Operation and safety

- Use this device within the temperature range of 0°C - 35°C, and store this device and its accessories within the temperature range of -20°C - 45°C. The device may be damaged beyond the temperature range.
- Keep your device dry.
- Use only authorized accessories that are compatible with your device.
- Charge this device only with the included or authorized cable and power adapter. Using unauthorized cables, power adapters, or batteries can cause fire, explosions, or other risks.
- When charging the phone, place it in a room with normal temperature and good ventilation.
- After charging is complete, disconnect the adapter from both the device and the power outlet. Do not charge the device for more than 12 hours.
- Install the adapter near the device in an easily accessible position.
- If your device is provided with a built-in battery, do not attempt to replace the battery by yourself to avoid damaging the battery or the device.
- Dispose of this device, the battery and accessories according to local regulations. They should not be disposed of in normal household waste.
- Do not disassemble, hit, crush, or burn the battery. In case of deformations, stop using the battery immediately.
- Do not disassemble, hit, or crush the battery to avoid battery leaks, overheating, or explosions.
- Do not short circuit the battery to avoid overheating, burns, or other personal injuries.
- Do not place the battery in the high-temperature environments.
- Overheating may cause an explosion.
- Do not burn the battery to avoid fire or explosion.
- In case of deformation, stop using the battery immediately.
- Do not try to repair the device by yourself. If any part of the device works improperly, contact BLACK SHARK customer support or bring your device to our authorized maintenance center.
- Connect other devices according to their guide manuals. Do not connect incompatible devices to this device.
- Update your phone's operating system using the built-in software update feature, or visit our authorized service outlets. Updating software through other means may damage the device or result in data loss, security issues, and other risks.

BLACK SHARK



33050302A_V1.0

Safety precautions

- Observe any laws and rules that restrict the use of mobile phones in specific cases and environments.
- Do not use your phone in petrol stations and potentially explosive including fueling areas, boat dock bottoms, fuel or chemical transfer or storage facilities, and areas where the air contains chemicals or particles, such as grain, dust, or metal powders.
- Obey all posted signs to turn off wireless devices such as your phone or other radio equipment. Turn off your mobile phone or wireless device in a blasting area or in areas where two-way radio equipment or electronic devices are required to be turned off to avoid interference with blasting operations.
- Do not use your phone in the hospital operating rooms, emergency rooms, or intensive care units. Comply with the current rules and regulations of hospitals and health centers. Please consult your doctor and the device manufacturer to determine if operation of your phone may interfere with the operation of your medical device. To avoid potential interference with the pacemaker, keep the minimum spacing of 15cm between the mobile phone and the pacemaker. To achieve this, use the phone on the opposite side to your pacemaker and do not carry it in a breast pocket.
- Do not use your phone near hearing aids, cochlear implants, etc. to avoid interference with medical equipment.
- Respect aircraft safety regulations and use your device according to the instructions provided after you get on the aircraft.
- When driving a vehicle, use your phone in accordance with the relevant traffic laws and regulations.
- To avoid lightning strikes, do not use your phone outdoors during thunderstorms.
- Do not use your phone in places with high humidity, such as bathrooms. Otherwise, electric shock, injury, fire, and charger damage may be caused.

RF Exposure Information (SAR)

The SAR limit of USA (FCC) is 1.6 W/kg averaged over one gram of tissue. Device type 5G Digital Mobile Phone (FCC ID: 2A2ZHKR105-H0) has also been tested against this SAR limit. The highest SAR value reported under this standard during product certification for use at the ear is 0.992W/kg and when properly worn on the body is 0.689W/kg. This device complies with RF specifications when used near your ear or at a distance of 1.5cm from your body. Area the device away from your body to meet the distance requirement. Ensure that the use of belt clips, holsters and similar accessories should not contain metallic components. The use of accessories that do not satisfy these requirements may not comply with FCC RF exposure requirements, and should be avoided.

5G WIFI statement

The device is restricted to indoor use when operated in 5150MHz-5350MHz to reduce the potential for interference.

For more information

Join us in the Black Shark community at <https://global.blackshark.com>. Like us on Facebook at <https://www.facebook.com/BlackSharkGlobal>. Follow us on Twitter at https://twitter.com/blackshark_global. Subscribe to us on YouTube at <https://www.youtube.com/c/BlackSharkGlobal>. YouTube is a trademark of Google LLC.

For more information about warranty, visit <https://global.blackshark.com>.
Manufacturer: Room 815-1, 8th floor, Block A, Huajiang Building, No. 1 Tsinghua Science Park, No. 299, Yujingdong Street, Nanchang Economic and Technological Development Zone, Nanchang City, Jiangxi Province
Copyright © 2022 Blackshark Technologies (Nanchang) Co., Ltd. All Rights Reserved.

All illustrations in this guide are for your reference only. The actual device may vary. If there is any inconsistency between this guide and the description on the official website, please refer to the description on the official website. BLACK SHARK may update this guide without prior notice. Changes will be incorporated into new editions of this guide.

感謝您選擇 Black Shark 5 Pro

長按電源鍵以喚醒裝置。
請依螢幕上的說明來組裝裝置。

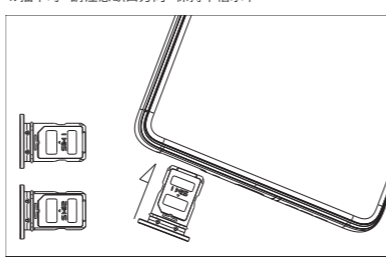
型號名稱：SHARK KTUS-H0
品牌：BLACK SHARK
充電器型號：MDY-1.3-EG-1

請參閱下列產品認證證書：IEC 62368-1:2014、IEC 62368-1:2016、EN 62368-1:2014(A11:2017)、EN 62368-1:2014 和 UL 62368-1, 2nd Ed 的要求，並已根據國家或地方標準進行測試和批准。

安裝 SIM 卡

- 使用插針時，請注意安全，防止戳傷手指或損壞設備。
- 請確保插針將其放置在兒童接觸不到的地方，防止兒童無意中吞食或戳傷自己。
- 不得彎曲、刮傷或弄濕 SIM 卡，也不要讓 SIM 卡彎曲。

1. 插卡前，請先關閉設備。
2. 使用插針輕頂 SIM 卡槽上的小孔即可更換 SIM 卡。
3. 請使用原廠的 Nano SIM 卡，並按照卡槽上的標記正確放置 SIM 卡，以免損壞卡槽損壞。安裝無法識別 SIM 卡或 SIM 卡無法取出。
4. 插卡時，請注意缺口方向，保持卡槽水平。



雙卡管理

本設備支援雙卡雙待通話。出席雙卡 1 為上網卡，您可以在設置中，根據需要選擇數據連接卡和上網卡。

雙卡均支援 5G NR/TDD LTE/FDD LTE/WCDMA/CDMA/GSM 網絡。當存在設備中同時使用 2 張 SIM 卡時，僅上網卡支援 CDMA 網絡。

注意：網絡支援取決於運營商網絡和相關服務部署。

電子標籤

本裝置具有用於認證資訊的電子標籤。
要查看標籤，請前往設定 > 關於手機 > 認證，或在搜尋欄輸入「認證」。
*取捨實際的國家或地區要求。

重要的安全資訊

使用裝置之前，請先閱讀以下所有安全資訊。

警告

如果將電池更換為不正確的類型，將有發生爆炸的風險。
請務必按照下列步驟進行電池更換。

- 避免電力受損
長時間以高音量使用耳機可能會導致永久性聽力損失。為降低此風險，請將音量保持在安全和舒適的等級。

操作與安全

- 請在溫度 0°C - 35°C 範圍內使用裝置，並在溫度 -20°C - 45°C 範圍內存放裝置。
- 避免將電池暴露在過熱、潮濕或陽光直射的環境中。裝置可能會受損。
- 請保持裝置乾燥。
- 請僅使用與您的裝置兼容的原廠配件。
- 為避免電擊，請僅使用標有「這塊電池和電源線經認證，使用未獲授權的電纜、電源線或電池可能會導致火災、爆炸或其他風險。
- 為手機充電時，請將其放在常溫，且通風良好的房間內。
- 充電完成後，請中間斷開設備與裝置和電源插座的連接。請勿對裝置充電超過 12 小時。
- 請將廢棄設備裝在裝有封閉且具隔熱能力的包裝內。
- 如果您的裝置有內建電池，請勿嘗試自行更換電池，以免損壞電池或裝置。
- 請按照當地法規處理廢棄電池和配件。不應將其作為普通生活垃圾丟棄。
- 請勿分解、拆解或損壞電池。如果發生變形，請立即停止使用電池。
- 請勿將電池暴露在過熱環境中、受潮或發生其他人身傷害。
- 請勿將電池暴露在過熱環境中。
- 過熱可能會導致爆炸。
- 請勿將電池以短接方式避免發生火災或爆炸。
- 如果變形，請立即停止使用電池。
- 不要嘗試自行修理裝置。如果裝置有任何部分運作不正常，請聯繫 BLACK SHARK 客戶支援部門，或將您的裝置運到我們的授權維修中心。
- 連接其他裝置時，請確保其與您的手機操作。請勿將不相容的裝置連接到此裝置。
- 當手機軟體更新成功來更新手機的作業系統，您必須將您的設備重新啟動。透過其他方式更新軟體可能會損壞裝置或導致資料遺失，造成安全問題和其他風險。

安全預防措施

- 請遵守預先在特定情況或環境下使用行動電話的任何法律法規。
- 請勿在加油站使用手機，也不要靠近加油站、船甲板底部、燃料或化學品轉移或儲存站等，以及空氣中含有化學物質或燃料的區域，如穀物、灰塵或金屬粉末的環境下使用。
- 請注意並遵守所有有關關閉手機或其他無線電設備或電子裝置的標誌。在環境區域，高度需要您將所有無線電設備或電子裝置的區域，請關閉行動電話或無線電，以免發生干擾或事故。
- 請勿在醫院手術室、急診室或加護病房使用手機。請遵守醫院和保健中心的最新的規章制度。請諮詢您的醫生和裝置製造商，以確認您的手機操作是否會干擾醫療設備運作。為避免可能發生在手術室、手術室和手術室環境中約 15 公分的距離。要遵守上述要求，使用手機時應位於心臟距離標誌的另一側，且不要將其放在胸部的口袋。
- 請勿有損健康。人工智慧等附近使用手機，以免干擾醫療設備。
- 發熱後，請暫停使用安全規定使用手機。
- 駕駛車輛時，請遵守相關的交通法規來使用手機。
- 為避免電擊，請勿嘗試將天線與另外使用手機。
- 充電時，請勿使用非原廠充電器。
- 請勿在濕潤或潮濕的地方使用手機，例如：浴室。否則可能會導致觸電、電擊、火災和充電線損壞。

網路頻段



- 5G NR (n1/n3/n8/n28/n41/n78)
- LTE (Bands 1/3/7/8/28/38/41)
- WCDMA (Bands 1/8)
- GSM 900MHz
- BT V5.2
- WLAN 802.11 a/b/g/n/ac/ax

5G 通信服務提供時間依各國政府核准行動通信業者實際發射時間而有所不同。

更多資訊

請加入我們的 Black Shark 社群。網址：<https://global.blackshark.com>。
在 Facebook 上追蹤我們：<https://www.facebook.com/BlackSharkGlobal>。
在 Twitter 上關注我們，網址為 https://twitter.com/blackshark_global。
在 YouTube 上訂閱我們：<https://www.youtube.com/c/BlackSharkGlobal>。
YouTube 是 Google 的商標。

有關產品的更多資訊，請瀏覽 <https://global.blackshark.com>。
製造商：江西省南昌車用高品質技術開發區玉屏東大街 299 號 1# 清華科技園（江西）內部的江大樓 A 座第八層 815-1 室
版權所有 © 南昌黑鯊科技有限公司 2022。保留一切權利。
本指南僅供參考。所有圖紙與物件可能存在結構差別。請以實物為準。如出現本指南與實際物件不一致的情況，請以實際物件為準。黑鯊可能隨時更新本指南，恕不另行通知。更新內容將會合入本指南的新版本中。您可訪問黑鯊官網查詢最新內容。

 黑鯊科技 BLACK SHARK	Katyusha 美台版说明书
物料編碼: 33050XXXX	設計師: Tina
圖紙編碼:	圖紙版本: 0.1
材料: 105G 无光鋼	成品尺寸: 70*158mm
版本詳情: 文字單票印刷 logo + 指示线条 专绿 2420C  黑鯊潘通色 2420C	