

# FCC RF Test Report


## (U-NII)

**Applicant:** Blackshark Technologies (Nanchang) Co., Ltd.  
**Address of Applicant:** Room 815-1, 8th floor, Block A, Huajiang Building, No. 1 Tsinghua Science Park

### Equipment Under Test (EUT)

**Product Name:** 5G Digital Mobile Phone  
**Model No.:** SHARK KTUS-H0  
**Trade Mark:** BLACK SHARK  
**FCC ID:** 2A2ZHKTUS-H0  
**Applicable Standards:** FCC CFR Title 47 Part 15E (§15.407)  
**Date of Sample Receipt:** 11 Mar., 2022  
**Date of Test:** 12 Mar., to 16 May, 2022  
**Date of Report Issued:** 02 Jun., 2022  
**Test Result:** PASS

<b>Tested by:</b>	<u>Mike OU</u> Test Engineer	<b>Date:</b>	<u>02 Jun., 2022</u>
<b>Reviewed by:</b>	<u>Wenwen Zhang</u> Project Engineer	<b>Date:</b>	<u>02 Jun., 2022</u>
<b>Approved by:</b>	<u>Wenwen Zhang</u> Manager	<b>Date:</b>	<u>02 Jun., 2022</u>



This equipment has been shown to be capable of compliance with the applicable technical standards as indicated in the measurement report and was tested in accordance with the measurement procedures specified in above the application standard version. Test results reported herein relate only to the item(s) tested.

This document cannot be reproduced except in full, without prior written approval of the Company. Any unauthorized alteration, forgery or falsification of the content or appearance of this document is unlawful and offenders may be prosecuted to the fullest extent of the law. Unless otherwise stated the results shown in this test report refer only to the sample(s) tested and such sample(s) are retained for 90 days only.

## 2 Version

Version No.	Date	Description
00	17 May, 2022	Original
01	02 Jun., 2022	Update page 12~68

### 3 Contents

	Page
<b>1 Cover Page .....</b>	<b>1</b>
<b>2 Version .....</b>	<b>2</b>
<b>3 Contents.....</b>	<b>3</b>
<b>4 General Information.....</b>	<b>4</b>
4.1 Client Information .....	4
4.2 General Description of E.U.T. ....	4
4.3 Test Mode and Environment .....	5
4.4 Description of Support Units.....	5
4.5 Measurement Uncertainty.....	5
4.6 Additions to, Deviations, or Exclusions from the Method.....	5
4.7 Laboratory Facility.....	6
4.8 Laboratory Location .....	6
4.9 Test Instruments List .....	6
<b>5 Measurement Setup and Procedure .....</b>	<b>8</b>
5.1 Test Channel .....	8
5.2 Test Setup.....	10
5.3 Test Procedure .....	12
<b>6 Test Results.....</b>	<b>13</b>
6.1 Summary .....	13
6.2 Antenna requirement .....	16
6.3 AC Power Line Conducted Emission .....	17
6.4 Unwanted Emissions .....	19

## 4 General Information

### 4.1 Client Information

Applicant:	Blackshark Technologies (Nanchang) Co., Ltd.
Address:	Room 815-1, 8th floor, Block A, Huajiang Building, No. 1 Tsinghua Science Park
Manufacturer:	Blackshark Technologies (Nanchang) Co., Ltd.
Address:	Room 815-1, 8th floor, Block A, Huajiang Building, No. 1 Tsinghua Science Park

### 4.2 General Description of E.U.T.

Product Name:	5G Digital Mobile Phone
Model No.:	SHARK KTUS-H0
Operation Frequency:	Band 1: 5150 MHz - 5250 MHz
	Band 2: 5250 MHz - 5350 MHz
	Band 3: 5470 MHz - 5725 MHz
	Band 4: 5725 MHz - 5825 MHz
Channel Numbers:	Band 1, 2: 4 , Band 3: 11, Band 4: 5 (802.11a, n-HT20, ac-VHT20, ax-HE20)
	Band 1, 2, 4: 2 , Band 3: 5 (802.11n-HT40, ac-VHT40, ax-HE40)
	Band 1, 2, 4: 1 , Band 3: 2 (802.11ac-VHT80, ax-HE80)
	Band 1 and Band2:1 (802.11ac-VHT160, ax-HE160), Band 3: 1 (802.11ac-VHT160, ax-HE160)
Modulation Technology: (IEEE 802.11a/802.11n)	OFDM-BPSK, QPSK, 16QAM, 64QAM
Modulation Technology: (IEEE 802.11ac)	OFDM-BPSK, QPSK, 16QAM, 64QAM, 256QAM
Modulation Technology: (IEEE 802.11ax)	OFDMA-BPSK, QPSK, 16QAM, 64QAM, 256QAM, 1024QAM
Antenna Type:	Internal Antenna
Antenna Gain:	ANT5: -0.8 dBi
	ANT6: -1.2 dBi
Antenna Transmit Mode:	MIMO (2TX, 2RX)
Power Supply:	Rechargeable Li-ion polymer Battery DC7.78V, 2240mAh
AC Adapter:	Model: MDY-13-EG-1 Input: AC100-240V, 50/60Hz, 1.7A Normal Output: DC 5.0V, 3A Fast Output:DC 3.6-20V, 3-6A (120W Max)
Test Sample Condition:	The test samples were provided in good working order with no visible defects.

### 4.3 Test Mode and Environment

<b>Test Mode:</b>	
Transmitting mode:	Keep the EUT in continuous transmitting with modulation
<b>Per-scan all kind of data rate, the follow list were the worst case:</b>	
Mode	Data rate
802.11a	6.0 Mbps
802.11n-HT20	6.5 Mbps
802.11n-HT40	13.5 Mbps
802.11ac-VHT20	6.5 Mbps
802.11ac-VHT40	13.5 Mbps
802.11ac-VHT80	29.3 Mbps
802.11ac-VHT160	58.5 Mbps
802.11ax-HE20	8.6 Mbps
802.11ax-HE40	17.2 Mbps
802.11ax-HE80	36.0 Mbps
802.11ax-HE80	72.1 Mbps
<b>Remark:</b> For AC power line conducted emission and radiated spurious emission (below 1GHz), pre-scan 802.11a, n, ac, ax modulation mode, found 802.11a modulation mode was worse case mode. The report only reflects the test data of worst mode.	
<b>Operating Environment:</b>	
Temperature:	15°C ~ 35°C
Humidity:	20 % ~ 75 % RH
Atmospheric Pressure:	1010 mbar

### 4.4 Description of Support Units

The EUT has been tested as an independent unit.
---

### 4.5 Measurement Uncertainty

Parameter	Expanded Uncertainty (Confidence of 95%(U = 2Uc(y)))
Conducted Emission for LISN (9kHz ~ 150kHz)	±3.11 dB
Conducted Emission for LISN (150kHz ~ 30MHz)	±2.62 dB
Radiated Emission (30MHz ~ 1GHz) (3m SAC)	±4.45 dB
Radiated Emission (1GHz ~ 18GHz) (3m SAC)	±5.34 dB
Radiated Emission (18GHz ~ 40GHz) (3m SAC)	±5.34 dB
<b>Note:</b> All the measurement uncertainty value were shown with a coverage k=2 to indicate 95% level of confidence. The measurement data show herein meets or exceeds the CISPR measurement uncertainty values specified in CISPR 16-4-2 and can be compared directly to specified limit to determine compliance.	

### 4.6 Additions to, Deviations, or Exclusions from the Method

No
----

## 4.7 Laboratory Facility

The test facility is recognized, certified, or accredited by the following organizations:

- **FCC - Designation No.: CN1211**

JianYan Testing Group Shenzhen Co., Ltd. has been accredited as a testing laboratory by FCC(Federal Communications Commission). The test firm Registration No. is 727551.

- **ISED – CAB identifier.: CN0021**

The 3m Semi-anechoic chamber and 10m Semi-anechoic chamber of JianYan Testing Group Shenzhen Co., Ltd. has been Registered by Certification and Engineering Bureau of Industry Canada for radio equipment testing with Registration No.: 10106A-1.

- **CNAS - Registration No.: CNAS L15527**

JianYan Testing Group Shenzhen Co., Ltd. is accredited to ISO/IEC 17025:2017 General Requirements for the Competence of Testing and Calibration laboratories for the competence of testing. The Registration No. is CNAS L15527.

- **A2LA - Registration No.: 4346.01**

This laboratory is accredited in accordance with the recognized International Standard ISO/IEC 17025:2017 General requirements for the competence of testing and calibration laboratories. The test scope can be found as below link: <https://portal.a2la.org/scopepdf/4346-01.pdf>

## 4.8 Laboratory Location

JianYan Testing Group Shenzhen Co., Ltd.

Address: No.101, Building 8, Innovation Wisdom Port, No.155 Hongtian Road, Huangpu Community, Xinqiao Street, Bao'an District, Shenzhen, Guangdong, People's Republic of China.

Tel: +86-755-23118282, Fax: +86-755-23116366

Email: info-JYTee@lets.com, Website: <http://jyt.lets.com>

## 4.9 Test Instruments List

Radiated Emission(3m SAC):					
Test Equipment	Manufacturer	Model No.	Manage No.	Cal.Date (mm-dd-yy)	Cal. Due date (mm-dd-yy)
3m SAC	ETS	9m*6m*6m	WXJ001-1	01-19-2021	01-18-2024
BiConiLog Antenna	Schwarzbeck	VULB9163	WXJ002	02-17-2022	02-16-2023
Biconical Antenna	Schwarzbeck	VUBA9117	WXJ002-1	06-20-2021	06-19-2022
Horn Antenna	Schwarzbeck	BBHA9120D	WXJ002-2	02-17-2022	02-16-2023
Horn Antenna	Schwarzbeck	BBHA9120D	WXJ002-3	06-18-2021	06-17-2022
Pre-amplifier (30MHz ~ 1GHz)	Schwarzbeck	BBV9743B	WXG001-7	02-17-2022	02-16-2023
Pre-amplifier (1GHz ~ 18GHz)	SKET	LNPA_0118G-50	WXG001-3	02-17-2022	02-16-2023
Pre-amplifier (18GHz ~ 40GHz)	RF System	TRLA-180400G45B	WXG001-9	02-17-2022	02-16-2023
EMI Test Receiver	Rohde & Schwarz	ESRP7	WXJ003-1	02-17-2022	02-16-2023
Spectrum Analyzer	KEYSIGHT	N9010B	WXJ004-2	11-27-2021	11-26-2022
Band Reject Filter Group	Tonscend	JS0806-F	WXJ089	N/A	
Coaxial Cable (30MHz ~ 1GHz)	JYTSZ	JYT3M-1G-NN-8M	WXG001-4	02-17-2022	02-16-2023
Coaxial Cable (1GHz ~ 18GHz)	JYTSZ	JYT3M-18G-NN-8M	WXG001-5	02-17-2022	02-16-2023
Coaxial Cable (18GHz ~ 40GHz)	JYTSZ	JYT3M-40G-SS-8M	WXG001-7	02-17-2022	02-16-2023
Test Software	Tonscend	TS+	Version: 3.0.0.1		

<b>Conducted Emission:</b>					
<b>Test Equipment</b>	<b>Manufacturer</b>	<b>Model No.</b>	<b>Manage No.</b>	<b>Cal.Date (mm-dd-yy)</b>	<b>Cal. Due date (mm-dd-yy)</b>
EMI Test Receiver	Rohde & Schwarz	ESR3	WXJ003-2	10-21-2021	10-20-2022
RF Switch	TOP PRECISION	RSU0301	WXG003	02-17-2022	02-16-2023
LISN	Schwarzbeck	NSLK 8127	QCJ001-13	02-17-2022	02-16-2023
LISN	Rohde & Schwarz	ESH3-Z5	WXJ005-1	06-18-2021	06-17-2022
LISN Coaxial Cable (9kHz ~ 30MHz)	JYTSZ	JYTCE-1G-NN-2M	WXG003-1	02-17-2022	02-16-2023
Test Software	AUDIX	E3	Version: 6.110919b		

<b>Conducted Method:</b>					
<b>Test Equipment</b>	<b>Manufacturer</b>	<b>Model No.</b>	<b>Manage No.</b>	<b>Cal. Date (mm-dd-yy)</b>	<b>Cal. Due date (mm-dd-yy)</b>
Spectrum Analyzer	Keysight	N9010B	WXJ004-3	10-25-2021	10-24-2022
Vector Signal Generator	Keysight	N5182B	WXJ006-6	10-25-2021	10-24-2022
Signal Generator	Keysight	N5173B	WXJ006-4	10-25-2021	10-24-2022
Wireless Connectivity Tester	Rohde & Schwarz	CMW270	WXJ008-7	10-25-2021	10-24-2022
DC Power Supply	Keysight	E3642A	WXJ025-2	10-25-2021	10-24-2022
Temperature Humidity Chamber	ZHONG ZHI	CZ-A-80D	WXJ032-3	03-19-2021	03-18-2023
Power Detector Box	MWRFTEST	MW100-PSB	WXJ007-4	10-25-2021	10-24-2022
RF Control Unit	MWRFTEST	MW100-RFCB	WXG006	N/A	
Test Software	MWRFTEST	MTS 8310	Version: 2.0.0.0		

## 5 Measurement Setup and Procedure

### 5.1 Test Channel

According to ANSI C63.10-2013 chapter 5.6.1 Table 4 requirement, select lowest channel, middle channel, and highest channel in the frequency range in which device operates for testing. The detailed frequency points are as follows:

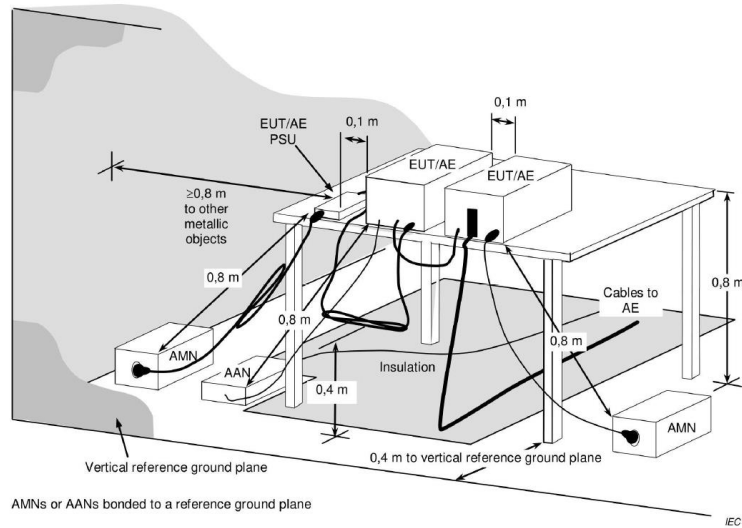
Operation frequency: 5150 MHz – 5250 MHz						
Modulation mode	Lowest channel		Middle channel		Highest channel	
	Channel No.	Frequency (MHz)	Channel No.	Frequency (MHz)	Channel No.	Frequency (MHz)
802.11a, n-HT20, ac-VHT20, ax-HE20	36	5180	40	5200	48	5240
802.11n-HT40, ac-VHT40, ax-HE40	38	5190	/	/	46	5230
802.11ac-VHT80, ax-HE80	/	/	42	5210	/	/
Operation frequency: 5250 MHz – 5350 MHz						
Modulation mode	Lowest channel		Middle channel		Highest channel	
	Channel No.	Frequency (MHz)	Channel No.	Frequency (MHz)	Channel No.	Frequency (MHz)
802.11a, n-HT20, ac-VHT20, ax-HE20	52	5260	56	5280	64	5320
802.11n-HT40, ac-VHT40, ax-HE40	54	5270	/	/	62	5310
802.11ac-VHT80, ax-HE80	/	/	58	5290	/	/
Operation frequency: 5150 MHz – 5350 MHz						
Modulation mode	Lowest channel		Middle channel		Highest channel	
	Channel No.	Frequency (MHz)	Channel No.	Frequency (MHz)	Channel No.	Frequency (MHz)
802.11 ac-HE160, ax-HE160	/	/	50	5250	/	/



Operation frequency: 5470 MHz – 5725 MHz						
Modulation mode	Lowest channel		Middle channel		Highest channel	
	Channel No.	Frequency (MHz)	Channel No.	Frequency (MHz)	Channel No.	Frequency (MHz)
802.11a, n-HT20, ac-VHT20, ax-HE20	100	5500	112	5560	140	5700
802.11n-HT40, ac-VHT40, ax-HE40	102	5510	118	5590	134	5670
802.11ac-VHT80, ax-HE80	106	5530	/	/	122	5610
802.11ac-VHT160, ax-HE160	/	/	114	5570	/	/
Operation frequency: 5725 MHz – 5850 MHz						
Modulation mode	Lowest channel		Middle channel		Highest channel	
	Channel No.	Frequency (MHz)	Channel No.	Frequency (MHz)	Channel No.	Frequency (MHz)
802.11a, n-HT20, ac-VHT20, ax-HE20	149	5745	157	5785	165	5825
802.11n-HT40, ac-VHT40, ax-HE40	151	5755	/	/	159	5795
802.11ac-VHT80, ax-HE80	/	/	155	5775	/	/

## 5.2 Test Setup

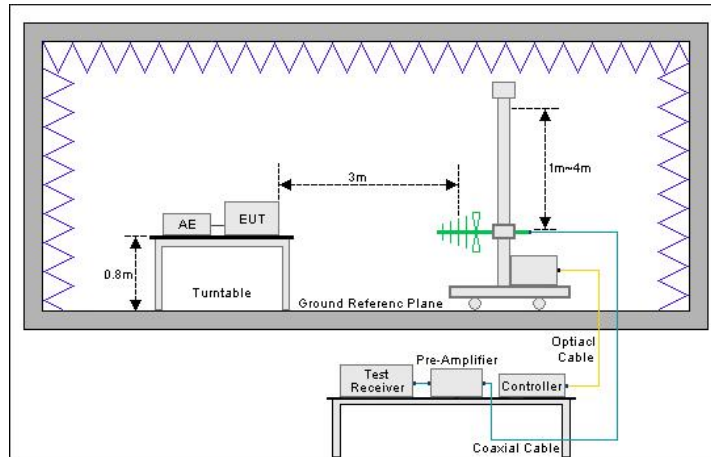
### 1) Conducted emission measurement:

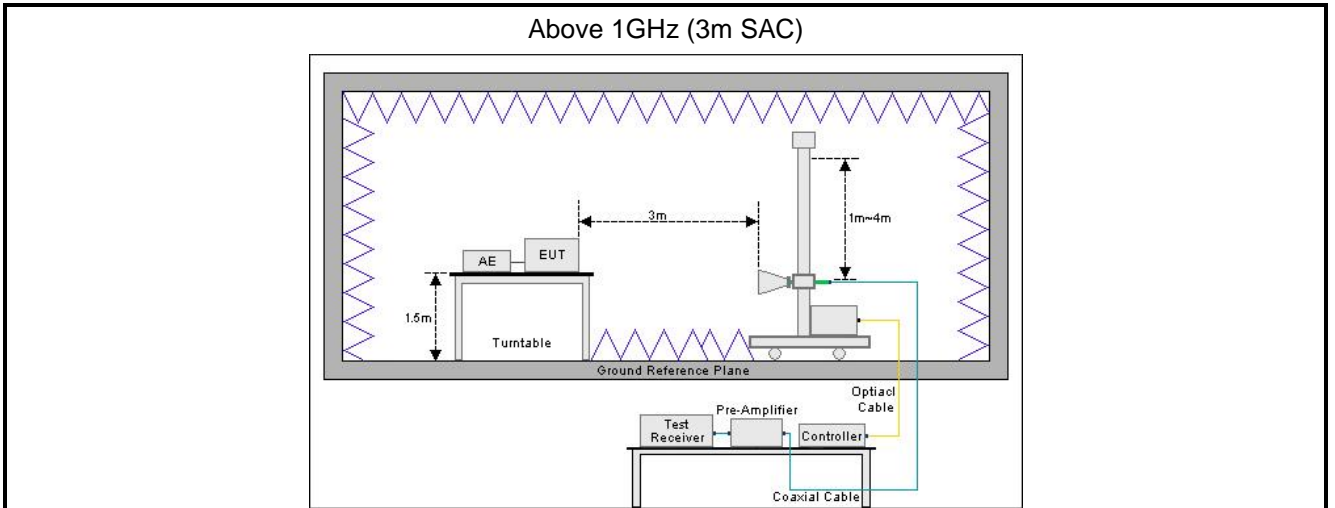


**Note:** The 0.8 m distance specified between EUT/AE/PSU and AMN/AAN, is applicable only to the EUT being measured. If the device is AE then it shall be >0.8 m.

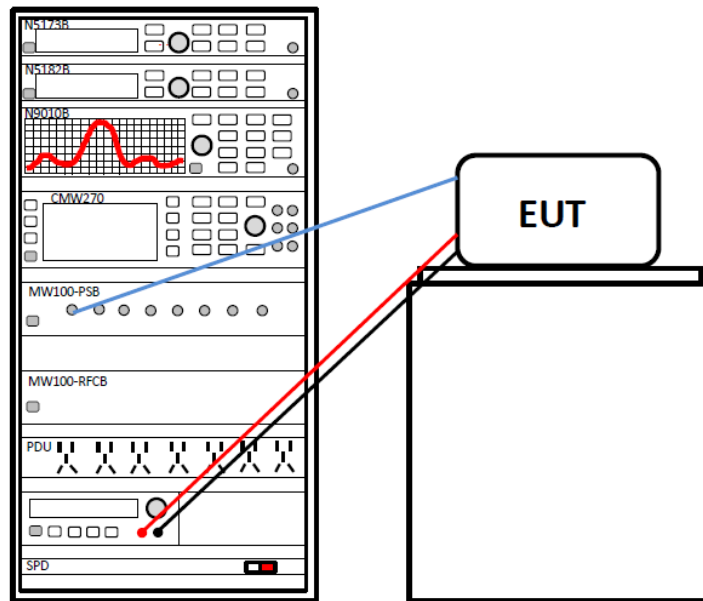
### 2) Radiated emission measurement:

Below 1GHz (3m SAC)





**3) Conducted test method**



### 5.3 Test Procedure

Test method	Test step
Conducted emission	<ol style="list-style-type: none"> <li>1. The E.U.T and simulators are connected to the main power through a line impedance stabilization network (L.I.S.N.). This provides a 50ohm/50uH coupling impedance for the measuring equipment.</li> <li>2. The peripheral devices are also connected to the main power through a LISN that provides a 50ohm/50uH coupling impedance with 50ohm termination. (Please refer to the block diagram of the test setup and photographs).</li> <li>3. Both sides of A.C. line are checked for maximum conducted interference. In order to find the maximum emission, the relative positions of equipment and all of the interface cables must be changed according to ANSI C63.10 on conducted measurement.</li> </ol>
Radiated emission	<p><b>For below 1GHz:</b></p> <ol style="list-style-type: none"> <li>1. The EUT was placed on the tabletop of a rotating table 0.8 m the ground at a 3 m semi anechoic chamber. The measurement distance from the EUT to the receiving antenna is 3 m.</li> <li>2. EUT works in each mode of operation that needs to be tested , and having the EUT continuously working, respectively on 3 axis (X, Y &amp; Z) and considered typical configuration to obtain worst position. The highest signal levels relative to the limit shall be determined by rotating the EUT from 0° to 360° and with varying the measurement antenna height between 1 m and 4 m in vertical and horizontal polarizations.</li> <li>3. Open the test software to control the test antenna and test turntable. Perform the test, save the test results, and export the test data.</li> </ol> <p><b>For above 1GHz:</b></p> <ol style="list-style-type: none"> <li>1. The EUT was placed on the tabletop of a rotating table 1.5 m the ground at a 3 m fully anechoic room. The measurement distance from the EUT to the receiving antenna is 3 m.</li> <li>2. EUT works in each mode of operation that needs to be tested , and having the EUT continuously working, respectively on 3 axis (X, Y &amp; Z) and considered typical configuration to obtain worst position. The highest signal levels relative to the limit shall be determined by rotating the EUT from 0° to 360° and with varying the measurement antenna height between 1 m and 4 m in vertical and horizontal polarizations.</li> <li>3. Open the test software to control the test antenna and test turntable. Perform the test, save the test results, and export the test data.</li> </ol>
Conducted test method	<ol style="list-style-type: none"> <li>1. The Wi-Fi antenna port of EUT was connected to the test port of the test system through an RF cable.</li> <li>2. The EUT is keeping in continuous transmission mode and tested in all modulation modes.</li> <li>3. Open the test software, prepare a test plan, and control the system through the software. After the test is completed, the test report is exported through the test software.</li> </ol>

## 6 Test Results

### 6.1 Summary

#### 6.1.1 Clause and Data Summary

Test items	Standard clause	Test data	Result
Antenna Requirement	15.203	See Section 6.2	Pass
AC Power Line Conducted Emission	15.207 15.407 (b)(9)	See Section 6.3	Pass
Duty Cycle	ANSI C63.10-2013	Appendix A – 5.2G Wi-Fi MIMO Appendix A – 5.3G Wi-Fi MIMO Appendix A – 5.6G Wi-Fi MIMO Appendix A – 5.8G Wi-Fi MIMO Appendix A – 5.2 and 5.3G Wi-Fi MIMO BW 160MHz	Pass
Conducted Peak Output Power Power Spectral Density	15.407 (a)(1)(iv), (a)(2), (a)(3)(i)	Appendix A – 5.2G Wi-Fi MIMO Appendix A – 5.3G Wi-Fi MIMO Appendix A – 5.6G Wi-Fi MIMO Appendix A – 5.8G Wi-Fi MIMO Appendix A – 5.2 and 5.3G Wi-Fi MIMO BW 160MHz	Pass
26dB Emission Bandwidth 99% Occupied Bandwidth	15.407 (a)(2), (a)(12)	Appendix A – 5.2G Wi-Fi MIMO Appendix A – 5.3G Wi-Fi MIMO Appendix A – 5.6G Wi-Fi MIMO Appendix A – 5.8G Wi-Fi MIMO Appendix A – 5.2 and 5.3G Wi-Fi MIMO BW 160MHz	Pass
6dB Emission Bandwidth	15.407 (e)	Appendix A – 5.8G Wi-Fi MIMO	Pass
Unwanted Emissions	15.205 15.209 15.407 (b)(1), (2), (3), (4), (9), (10)	See Section 6.4	Pass
Frequency Stability	15.407 (g)	Appendix A – 5.2G Wi-Fi MIMO Appendix A – 5.3G Wi-Fi MIMO Appendix A – 5.6G Wi-Fi MIMO Appendix A – 5.8G Wi-Fi MIMO Appendix A – 5.2 and 5.3G Wi-Fi MIMO BW 160MHz	Pass
<b>Remark:</b> 1. Pass: The EUT complies with the essential requirements in the standard. 2. N/A: Not Applicable. 3. The cable insertion loss used by “RF Output Power” and other conduction measurement items is 1.0dB (provided by the customer).			
<b>Test Method:</b>	ANSI C63.10-2013 KDB 789033 D02 General U-NII Test Procedures New Rules v02r01		

### 6.1.2 Test Limit

Test items	Limit															
AC Power Line Conducted Emission	<table border="1"> <thead> <tr> <th data-bbox="603 280 900 342">Frequency (MHz)</th> <th colspan="2" data-bbox="900 280 1437 315">Limit (dBµV)</th> </tr> <tr> <td></td> <th data-bbox="900 315 1171 342">Quasi-Peak</th> <th data-bbox="1171 315 1437 342">Average</th> </tr> </thead> <tbody> <tr> <td data-bbox="603 342 900 371">0.15 – 0.5</td> <td data-bbox="900 342 1171 371">66 to 56 <sup>Note 1</sup></td> <td data-bbox="1171 342 1437 371">56 to 46 <sup>Note 1</sup></td> </tr> <tr> <td data-bbox="603 371 900 400">0.5 – 5</td> <td data-bbox="900 371 1171 400">56</td> <td data-bbox="1171 371 1437 400">46</td> </tr> <tr> <td data-bbox="603 400 900 430">5 – 30</td> <td data-bbox="900 400 1171 430">60</td> <td data-bbox="1171 400 1437 430">50</td> </tr> </tbody> </table> <p data-bbox="612 439 1310 463"><b>Note 1:</b> The limit level in dBµV decreases linearly with the logarithm of frequency.</p> <p data-bbox="612 463 1166 488"><b>Note 2:</b> The more stringent limit applies at transition frequencies.</p>	Frequency (MHz)	Limit (dBµV)			Quasi-Peak	Average	0.15 – 0.5	66 to 56 <sup>Note 1</sup>	56 to 46 <sup>Note 1</sup>	0.5 – 5	56	46	5 – 30	60	50
Frequency (MHz)	Limit (dBµV)															
	Quasi-Peak	Average														
0.15 – 0.5	66 to 56 <sup>Note 1</sup>	56 to 46 <sup>Note 1</sup>														
0.5 – 5	56	46														
5 – 30	60	50														
Conducted Peak Output Power  Power Spectral Density	<p data-bbox="576 515 932 539"><b>For the 5.15-5.25 GHz band:</b></p> <p data-bbox="576 553 1476 801">For client devices in the 5.15-5.25 GHz band, the maximum conducted output power over the frequency band of operation shall not exceed 250 mW provided the maximum antenna gain does not exceed 6 dBi. In addition, the maximum power spectral density shall not exceed 11 dBm in any 1 megahertz band. If transmitting antennas of directional gain greater than 6 dBi are used, both the maximum conducted output power and the maximum power spectral density shall be reduced by the amount in dB that the directional gain of the antenna exceeds 6 dBi.</p> <p data-bbox="576 848 1198 873"><b>For the 5.25-5.35 GHz and 5.47-5.725 GHz bands:</b></p> <p data-bbox="576 887 1476 1135">The maximum conducted output power over the frequency bands of operation shall not exceed the lesser of 250 mW or 11 dBm + 10 log B, where B is the 26 dB emission bandwidth in megahertz. In addition, the maximum power spectral density shall not exceed 11 dBm in any 1 megahertz band. If transmitting antennas of directional gain greater than 6 dBi are used, both the maximum conducted output power and the maximum power spectral density shall be reduced by the amount in dB that the directional gain of the antenna exceeds 6 dBi.</p> <p data-bbox="576 1182 963 1207"><b>For the band 5.725-5.895 GHz:</b></p> <p data-bbox="576 1220 1476 1724">For the band 5.725-5.850 GHz, the maximum conducted output power over the frequency band of operation shall not exceed 1 W. In addition, the maximum power spectral density shall not exceed 30 dBm in any 500-kHz band. If transmitting antennas of directional gain greater than 6 dBi are used, both the maximum conducted output power and the maximum power spectral density shall be reduced by the amount in dB that the directional gain of the antenna exceeds 6 dBi. However, Fixed point-to-point U-NII devices operating in this band may employ transmitting antennas with directional gain greater than 6 dBi without any corresponding reduction in transmitter conducted power. Fixed, point-to-point operations exclude the use of point-to-multipoint systems, omnidirectional applications, and multiple collocated transmitters transmitting the same information. The operator of the U-NII device, or if the equipment is professionally installed, the installer, is responsible for ensuring that systems employing high gain directional antennas are used exclusively for fixed, point-to-point operations.</p>															
26dB Emission Bandwidth 99% Occupied Bandwidth	N/A															
6dB Emission Bandwidth	Within the 5.725-5.850 GHz and 5.850-5.895 GHz bands, the minimum 6 dB bandwidth of U-NII devices shall be at least 500 kHz.															

<p>Unwanted Emissions</p>	<p>(1) <b>For transmitters operating in the 5.15-5.25 GHz band:</b> All emissions outside of the 5.15-5.35 GHz band shall not exceed an e.i.r.p. of -27 dBm/MHz.</p> <p>(2) <b>For transmitters operating in the 5.25-5.35 GHz band:</b> All emissions outside of the 5.15-5.35 GHz band shall not exceed an e.i.r.p. of -27 dBm/MHz.</p> <p>(3) <b>For transmitters operating in the 5.47-5.725 GHz band:</b> All emissions outside of the 5.47-5.725 GHz band shall not exceed an e.i.r.p. of -27 dBm/MHz.</p> <p>(4) <b>For transmitters operating solely in the 5.725-5.850 GHz band:</b> All emissions shall be limited to a level of -27 dBm/MHz at 75 MHz or more above or below the band edge increasing linearly to 10 dBm/MHz at 25 MHz above or below the band edge, and from 25 MHz above or below the band edge increasing linearly to a level of 15.6 dBm/MHz at 5 MHz above or below the band edge, and from 5 MHz above or below the band edge increasing linearly to a level of 27 dBm/MHz at the band edge.</p> <p>(5) Unwanted emissions below 1 GHz must comply with the general field strength limits set forth in § 15.209. The provisions of § 15.205 apply to intentional radiators operating under this section:</p> <table border="1" data-bbox="582 929 1460 1131"> <thead> <tr> <th rowspan="2">Frequency (MHz)</th> <th colspan="2">Limit (dBµV/m)</th> <th rowspan="2">Detector</th> </tr> <tr> <th>@ 3m</th> <th>@ 10m</th> </tr> </thead> <tbody> <tr> <td>30 – 88</td> <td>40.0</td> <td>30.0</td> <td>Quasi-peak</td> </tr> <tr> <td>88 – 216</td> <td>43.5</td> <td>33.5</td> <td>Quasi-peak</td> </tr> <tr> <td>216 – 960</td> <td>46.0</td> <td>36.0</td> <td>Quasi-peak</td> </tr> <tr> <td>960 – 1000</td> <td>54.0</td> <td>44.0</td> <td>Quasi-peak</td> </tr> </tbody> </table> <p><b>Note:</b> The more stringent limit applies at transition frequencies.</p> <table border="1" data-bbox="582 1153 1460 1265"> <thead> <tr> <th rowspan="2">Frequency</th> <th colspan="2">Limit (dBµV/m) @ 3m</th> </tr> <tr> <th>Average</th> <th>Peake</th> </tr> </thead> <tbody> <tr> <td>Above 1 GHz</td> <td>54.0</td> <td>74.0</td> </tr> </tbody> </table> <p><b>Note:</b> The measurement bandwidth shall be 1 MHz or greater.</p>	Frequency (MHz)	Limit (dBµV/m)		Detector	@ 3m	@ 10m	30 – 88	40.0	30.0	Quasi-peak	88 – 216	43.5	33.5	Quasi-peak	216 – 960	46.0	36.0	Quasi-peak	960 – 1000	54.0	44.0	Quasi-peak	Frequency	Limit (dBµV/m) @ 3m		Average	Peake	Above 1 GHz	54.0	74.0
Frequency (MHz)	Limit (dBµV/m)		Detector																												
	@ 3m	@ 10m																													
30 – 88	40.0	30.0	Quasi-peak																												
88 – 216	43.5	33.5	Quasi-peak																												
216 – 960	46.0	36.0	Quasi-peak																												
960 – 1000	54.0	44.0	Quasi-peak																												
Frequency	Limit (dBµV/m) @ 3m																														
	Average	Peake																													
Above 1 GHz	54.0	74.0																													
<p>Frequency Stability</p>	<p>Manufacturers of U-NII devices are responsible for ensuring frequency stability such that an emission is maintained within the band of operation under all conditions of normal operation as specified in the users manual.</p>																														

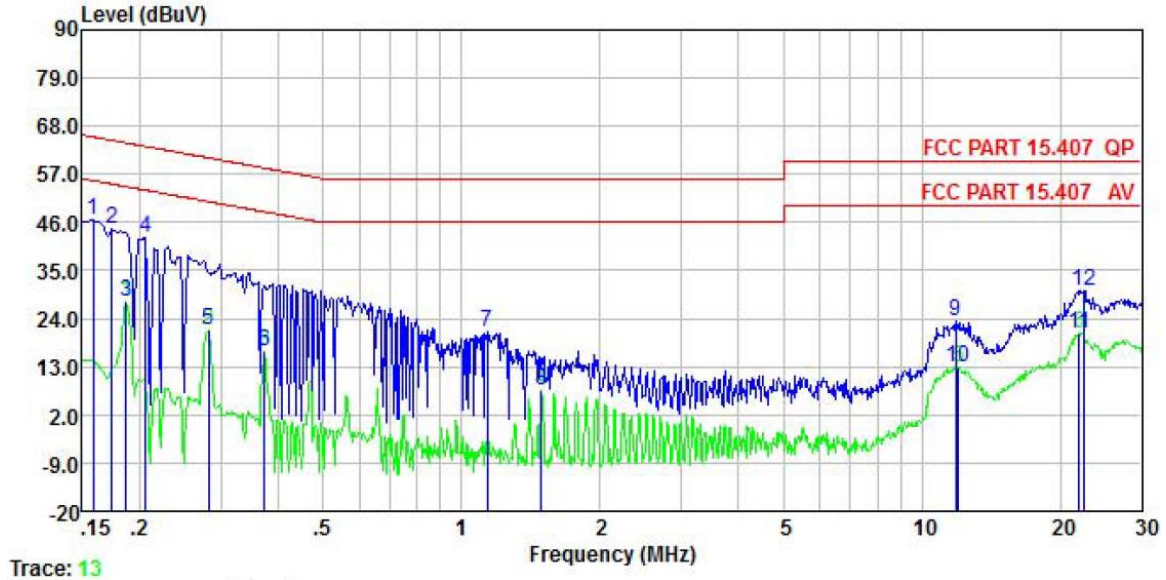
## 6.2 Antenna requirement

<b>Standard requirement:</b>	FCC Part 15 C Section 15.203
<p>15.203 requirement:            An intentional radiator shall be designed to ensure that no antenna other than that furnished by the responsible party shall be used with the device. The use of a permanently attached antenna or of an antenna that uses a unique coupling to the intentional radiator, the manufacturer may design the unit so that a broken antenna can be replaced by the user, but the use of a standard antenna jack or electrical connector is prohibited.</p>	
<b>E.U.T Antenna:</b>	
<p>The Wi-Fi antenna is an internal antenna which cannot replace by end-user, the best case gain of the ANT5 is -0.8 dBi and ANT6 is -1.2dBi. See product internal photos for details.</p>	



### 6.3 AC Power Line Conducted Emission

Product name:	5G Digital Mobile Phone	Product model:	SHARK KTUS-H0
Test by:	Mike	Test mode:	5G Wi-Fi mode
Test frequency:	150 kHz ~ 30 MHz	Phase:	Line
Test voltage:	AC 120 V/60 Hz		



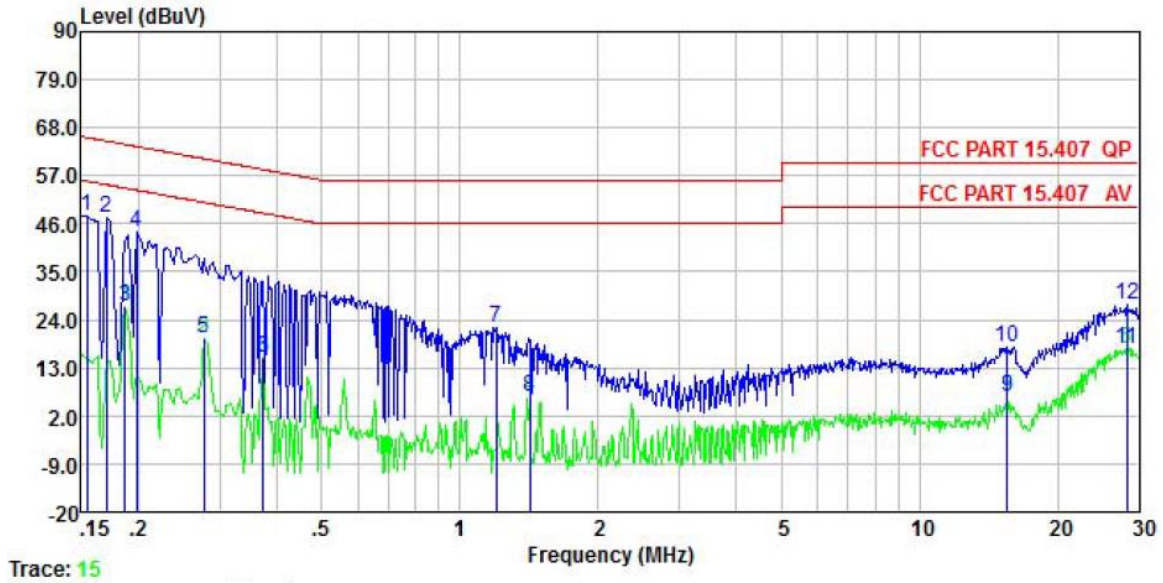
Trace: 13

	Read	LISN	Cable	Limit	Over	
Freq	Level	Factor	Loss	Line	Limit	Remark
MHz	dBuV	dB	dB	dBuV	dB	
1	0.158	46.42	0.04	0.01	46.47	65.56 -19.09 QP
2	0.174	44.39	0.04	0.01	44.44	64.77 -20.33 QP
3	0.186	27.80	0.04	0.02	27.86	54.20 -26.34 Average
4	0.206	42.55	0.04	0.04	42.63	63.36 -20.73 QP
5	0.282	21.53	0.04	0.02	21.59	50.76 -29.17 Average
6	0.373	16.61	0.04	0.03	16.68	48.43 -31.75 Average
7	1.135	20.73	0.05	0.08	20.86	56.00 -35.14 QP
8	1.487	7.35	0.06	0.14	7.55	46.00 -38.45 Average
9	11.870	23.04	0.24	0.10	23.38	60.00 -36.62 QP
10	11.996	12.57	0.24	0.10	12.91	50.00 -37.09 Average
11	21.946	20.22	0.34	0.16	20.72	50.00 -29.28 Average
12	22.416	29.90	0.34	0.16	30.40	60.00 -29.60 QP

**Remark:**

1. Level = Read level + LISN Factor + Cable Loss.

<b>Product name:</b>	5G Digital Mobile Phone	<b>Product model:</b>	SHARK KTUS-H0
<b>Test by:</b>	Mike	<b>Test mode:</b>	5G Wi-Fi mode
<b>Test frequency:</b>	150 kHz ~ 30 MHz	<b>Phase:</b>	Neutral
<b>Test voltage:</b>	AC 120 V/60 Hz		



Trace: 15

	Read Freq	Read Level	LISN Factor	Cable Loss	Level	Limit Line	Over Limit	Remark
	MHz	dBuV	dB	dB	dBuV	dBuV	dB	
1	0.154	47.81	0.05	0.01	47.87	65.78	-17.91	QP
2	0.170	47.32	0.05	0.01	47.38	64.94	-17.56	QP
3	0.186	26.83	0.04	0.02	26.89	54.20	-27.31	Average
4	0.198	43.91	0.04	0.04	43.99	63.71	-19.72	QP
5	0.277	19.80	0.04	0.02	19.86	50.90	-31.04	Average
6	0.373	15.10	0.04	0.03	15.17	48.43	-33.26	Average
7	1.197	22.11	0.05	0.09	22.25	56.00	-33.75	QP
8	1.418	6.03	0.06	0.13	6.22	46.00	-39.78	Average
9	15.552	5.78	0.26	0.15	6.19	50.00	-43.81	Average
10	15.552	17.19	0.26	0.15	17.60	60.00	-42.40	QP
11	28.302	16.95	0.39	0.20	17.54	50.00	-32.46	Average
12	28.302	26.86	0.39	0.20	27.45	60.00	-32.55	QP

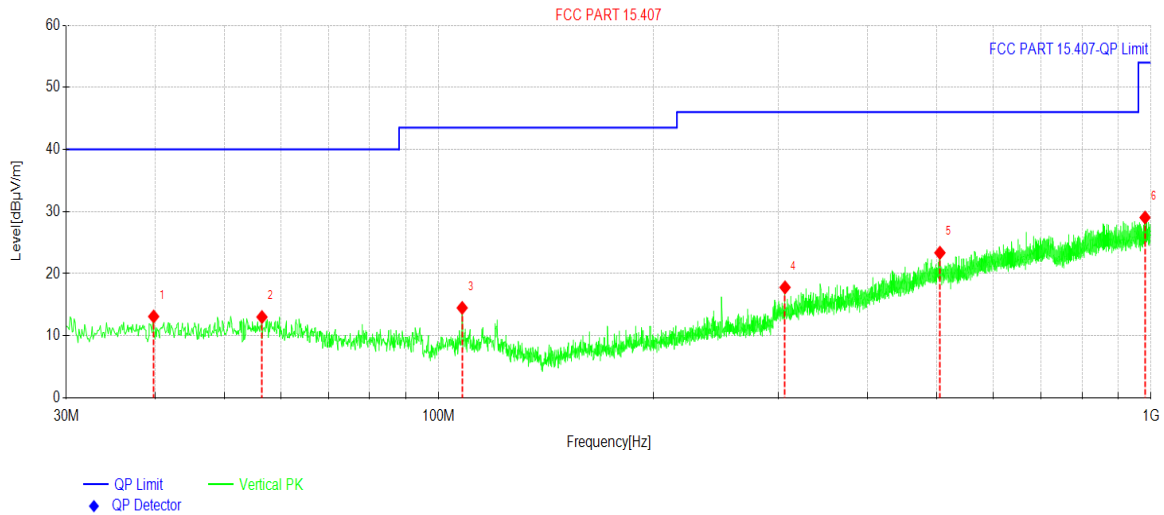
**Remark:**

1. Level = Read level + LISN Factor + Cable Loss.

## 6.4 Unwanted Emissions

Below 1GHz:

<b>Product Name:</b>	5G Digital Mobile Phone	<b>Product Model:</b>	SHARK KTUS-H0
<b>Test By:</b>	Mike	<b>Test mode:</b>	5G Wi-Fi mode
<b>Test Frequency:</b>	30 MHz ~ 1 GHz	<b>Polarization:</b>	Vertical
<b>Test Voltage:</b>	DC 7.78V		

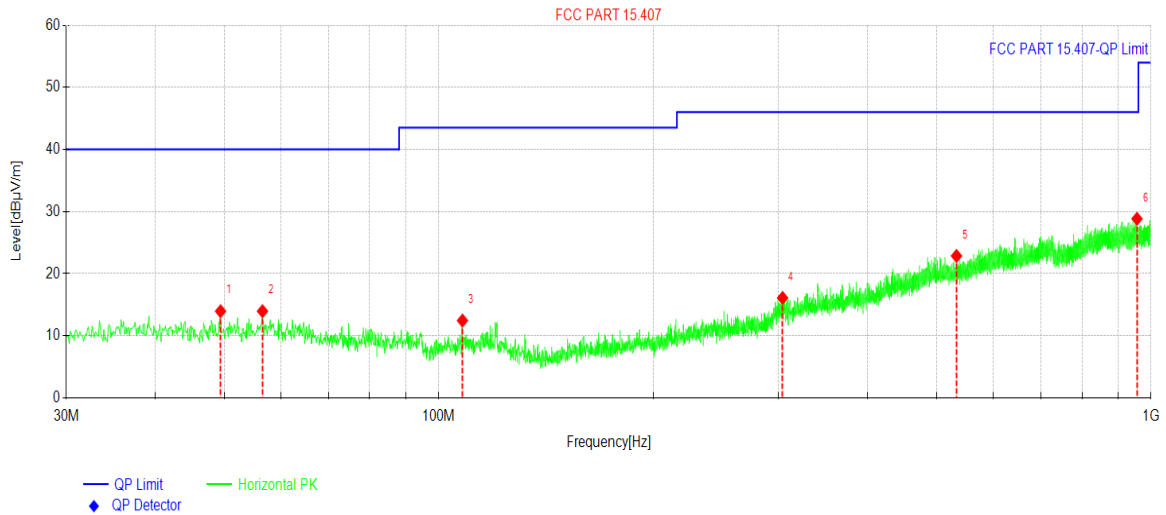


Suspected Data List								
NO.	Freq. [MHz]	Reading [dBµV/m]	Level [dBµV/m]	Factor [dB]	Limit [dBµV/m]	Margin [dB]	Trace	Polarity
1	39.7980	27.58	13.10	-14.48	40.00	26.90	PK	Vertical
2	56.4836	27.76	13.02	-14.74	40.00	26.98	PK	Vertical
3	107.898	30.43	14.49	-15.94	43.50	29.01	PK	Vertical
4	306.380	30.32	17.79	-12.53	46.00	28.21	PK	Vertical
5	505.444	30.27	23.36	-6.91	46.00	22.64	PK	Vertical
6	980.986	29.94	29.04	-0.90	54.00	24.96	PK	Vertical

**Remark:**

1. Level = Read level + Antenna Factor + Cable Loss – Preamplifier Factor.

<b>Product Name:</b>	5G Digital Mobile Phone	<b>Product Model:</b>	SHARK KTUS-H0
<b>Test By:</b>	Mike	<b>Test mode:</b>	5G Wi-Fi mode
<b>Test Frequency:</b>	30 MHz ~ 1 GHz	<b>Polarization:</b>	Horizontal
<b>Test Voltage:</b>	DC 7.78V		



Suspected Data List								
NO.	Freq. [MHz]	Reading [dBµV/m]	Level [dBµV/m]	Factor [dB]	Limit [dBµV/m]	Margin [dB]	Trace	Polarity
1	49.4019	28.71	13.96	-14.75	40.00	26.04	PK	Horizontal
2	56.5807	28.70	13.96	-14.74	40.00	26.04	PK	Horizontal
3	107.995	28.39	12.45	-15.94	43.50	31.05	PK	Horizontal
4	303.955	28.70	16.10	-12.60	46.00	29.90	PK	Horizontal
5	533.286	29.71	22.86	-6.85	46.00	23.14	PK	Horizontal
6	955.763	29.76	28.84	-0.92	46.00	17.16	PK	Horizontal

**Remark:**

1. Level = Read level + Antenna Factor + Cable Loss – Preamplifier Factor.

**Above 1GHz**

Band 1: 5150 MHz - 5250 MHz, 802.11a-ANT5						
Test channel: Lowest channel						
Detector: Peak Value						
Frequency (MHz)	Read Level (dB $\mu$ V)	Factor (dB)	Level (dB $\mu$ V/m)	Limit (dB $\mu$ V/m)	Margin (dB)	Polarization
5150.00	36.31	15.49	51.80	74.00	22.20	Vertical
10360.00	51.64	5.69	57.33	68.20	10.87	Vertical
5150.00	36.37	15.49	51.86	74.00	22.14	Horizontal
10360.00	50.99	5.69	56.68	68.20	11.52	Horizontal
Detector: Average Value						
Frequency (MHz)	Read Level (dB $\mu$ V)	Factor (dB)	Level (dB $\mu$ V/m)	Limit (dB $\mu$ V/m)	Margin (dB)	Polarization
5150.00	24.59	15.49	40.08	54.00	13.92	Vertical
5150.00	25.22	15.49	40.71	54.00	13.29	Horizontal
Test channel: Middle channel						
Detector: Peak Value						
Frequency (MHz)	Read Level (dB $\mu$ V)	Factor (dB)	Level (dB $\mu$ V/m)	Limit (dB $\mu$ V/m)	Margin (dB)	Polarization
10400.00	51.57	5.53	57.10	68.20	11.10	Vertical
10400.00	50.53	5.53	56.06	68.20	12.14	Horizontal
Test channel: Highest channel						
Detector: Peak Value						
Frequency (MHz)	Read Level (dB $\mu$ V)	Factor (dB)	Level (dB $\mu$ V/m)	Limit (dB $\mu$ V/m)	Margin (dB)	Polarization
5350.00	34.43	16.44	50.87	74.00	23.13	Vertical
10480.00	51.93	6.22	58.15	68.20	10.05	Vertical
5350.00	35.38	16.44	51.82	74.00	22.18	Horizontal
10480.00	50.85	6.22	57.07	68.20	11.13	Horizontal
Detector: Average Value						
Frequency (MHz)	Read Level (dB $\mu$ V)	Factor (dB)	Level (dB $\mu$ V/m)	Limit (dB $\mu$ V/m)	Margin (dB)	Polarization
5350.00	24.48	16.44	40.92	54.00	13.08	Vertical
5350.00	24.52	16.44	40.96	54.00	13.04	Horizontal
<b>Remark:</b>						
1. Level = Read level + Factor.						
2. Test Frequency up to 40GHz, and the emission levels of other frequencies are lower than the limit 20dB, not show in test report.						

<b>Band 1: 5150 MHz - 5250 MHz, 802.11a-ANT6</b>						
<b>Test channel: Lowest channel</b>						
Detector: Peak Value						
Frequency (MHz)	Read Level (dBμV)	Factor (dB)	Level (dBμV/m)	Limit (dBμV/m)	Margin (dB)	Polarization
5150.00	34.78	15.49	50.27	74.00	23.73	Vertical
10360.00	50.92	5.69	56.61	68.20	11.59	Vertical
5150.00	37.45	15.49	52.94	74.00	21.06	Horizontal
10360.00	50.92	5.69	56.61	68.20	11.59	Horizontal
Detector: Average Value						
Frequency (MHz)	Read Level (dBμV)	Factor (dB)	Level (dBμV/m)	Limit (dBμV/m)	Margin (dB)	Polarization
5150.00	24.84	15.49	40.33	54.00	13.67	Vertical
5150.00	25.16	15.49	40.65	54.00	13.35	Horizontal
<b>Test channel: Middle channel</b>						
Detector: Peak Value						
Frequency (MHz)	Read Level (dBμV)	Factor (dB)	Level (dBμV/m)	Limit (dBμV/m)	Margin (dB)	Polarization
10400.00	51.40	5.53	56.93	68.20	11.27	Vertical
10400.00	50.45	5.53	55.98	68.20	12.22	Horizontal
<b>Test channel: Highest channel</b>						
Detector: Peak Value						
Frequency (MHz)	Read Level (dBμV)	Factor (dB)	Level (dBμV/m)	Limit (dBμV/m)	Margin (dB)	Polarization
5350.00	35.13	16.44	51.57	74.00	22.43	Vertical
10480.00	50.65	6.22	56.87	68.20	11.33	Vertical
5350.00	34.91	16.44	51.35	74.00	22.65	Horizontal
10480.00	51.21	6.22	57.43	68.20	10.77	Horizontal
Detector: Average Value						
Frequency (MHz)	Read Level (dBμV)	Factor (dB)	Level (dBμV/m)	Limit (dBμV/m)	Margin (dB)	Polarization
5350.00	24.54	16.44	40.98	54.00	13.02	Vertical
5350.00	24.46	16.44	40.90	54.00	13.10	Horizontal
<b>Remark:</b>						
1. Level = Read level + Factor.						
2. Test Frequency up to 40GHz, and the emission levels of other frequencies are lower than the limit 20dB, not show in test report.						

Band 1: 5150 MHz - 5250 MHz, 802.11n-HT20-MIMO						
Test channel: Lowest channel						
Detector: Peak Value						
Frequency (MHz)	Read Level (dB $\mu$ V)	Factor (dB)	Level (dB $\mu$ V/m)	Limit (dB $\mu$ V/m)	Margin (dB)	Polarization
5150.00	34.64	15.49	50.13	74.00	23.87	Vertical
10360.00	51.26	5.69	56.95	68.20	11.25	Vertical
5150.00	34.91	15.49	50.40	74.00	23.60	Horizontal
10360.00	51.19	5.69	56.88	68.20	11.32	Horizontal
Detector: Average Value						
Frequency (MHz)	Read Level (dB $\mu$ V)	Factor (dB)	Level (dB $\mu$ V/m)	Limit (dB $\mu$ V/m)	Margin (dB)	Polarization
5150.00	24.66	15.49	40.15	54.00	13.85	Vertical
5150.00	24.72	15.49	40.21	54.00	13.79	Horizontal
Test channel: Middle channel						
Detector: Peak Value						
Frequency (MHz)	Read Level (dB $\mu$ V)	Factor (dB)	Level (dB $\mu$ V/m)	Limit (dB $\mu$ V/m)	Margin (dB)	Polarization
10400.00	50.98	5.53	56.51	68.20	11.69	Vertical
10400.00	51.38	5.53	56.91	68.20	11.29	Horizontal
Test channel: Highest channel						
Detector: Peak Value						
Frequency (MHz)	Read Level (dB $\mu$ V)	Factor (dB)	Level (dB $\mu$ V/m)	Limit (dB $\mu$ V/m)	Margin (dB)	Polarization
5350.00	35.13	16.44	51.57	74.00	22.43	Vertical
10480.00	51.16	6.22	57.38	68.20	10.82	Vertical
5350.00	34.80	16.44	51.24	74.00	22.76	Horizontal
10480.00	51.63	6.22	57.85	68.20	10.35	Horizontal
Detector: Average Value						
Frequency (MHz)	Read Level (dB $\mu$ V)	Factor (dB)	Level (dB $\mu$ V/m)	Limit (dB $\mu$ V/m)	Margin (dB)	Polarization
5350.00	24.21	16.44	40.65	54.00	13.35	Vertical
5350.00	24.27	16.44	40.71	54.00	13.29	Horizontal
<b>Remark:</b>						
1. Level = Read level + Factor.						
2. Test Frequency up to 40GHz, and the emission levels of other frequencies are lower than the limit 20dB, not show in test report.						

Band 1: 5150 MHz - 5250 MHz, 802.11n-HT40-MIMO						
Test channel: Lowest channel						
Detector: Peak Value						
Frequency (MHz)	Read Level (dB $\mu$ V)	Factor (dB)	Level (dB $\mu$ V/m)	Limit (dB $\mu$ V/m)	Margin (dB)	Polarization
5150.00	36.04	15.49	51.53	74.00	22.47	Vertical
10380.00	50.84	5.61	56.45	68.20	11.75	Vertical
5150.00	38.45	15.49	53.94	74.00	20.06	Horizontal
10380.00	51.38	5.61	56.99	68.20	11.21	Horizontal
Detector: Average Value						
Frequency (MHz)	Read Level (dB $\mu$ V)	Factor (dB)	Level (dB $\mu$ V/m)	Limit (dB $\mu$ V/m)	Margin (dB)	Polarization
5150.00	25.43	15.49	40.92	54.00	13.08	Vertical
5150.00	28.53	15.49	44.02	54.00	9.98	Horizontal
Test channel: Highest channel						
Detector: Peak Value						
Frequency (MHz)	Read Level (dB $\mu$ V)	Factor (dB)	Level (dB $\mu$ V/m)	Limit (dB $\mu$ V/m)	Margin (dB)	Polarization
5350.00	35.92	16.44	52.36	74.00	21.64	Vertical
10460.00	51.40	6.05	57.45	68.20	10.75	Vertical
5350.00	34.74	16.44	51.18	74.00	22.82	Horizontal
10460.00	51.18	6.05	57.23	68.20	10.97	Horizontal
Detector: Average Value						
Frequency (MHz)	Read Level (dB $\mu$ V)	Factor (dB)	Level (dB $\mu$ V/m)	Limit (dB $\mu$ V/m)	Margin (dB)	Polarization
5350.00	24.41	16.44	40.85	54.00	13.15	Vertical
5350.00	24.95	16.44	41.39	54.00	12.61	Horizontal
<b>Remark:</b>						
1. Level = Read level + Factor.						
2. Test Frequency up to 40GHz, and the emission levels of other frequencies are lower than the limit 20dB, not show in test report.						



Band 1: 5150 MHz - 5250 MHz, 802.11ac-VHT20-MIMO						
Test channel: Lowest channel						
Detector: Peak Value						
Frequency (MHz)	Read Level (dB $\mu$ V)	Factor (dB)	Level (dB $\mu$ V/m)	Limit (dB $\mu$ V/m)	Margin (dB)	Polarization
5150.00	34.68	15.49	50.17	74.00	23.83	Vertical
10360.00	51.40	5.69	57.09	68.20	11.11	Vertical
5150.00	36.96	15.49	52.45	74.00	21.55	Horizontal
10360.00	51.59	5.69	57.28	68.20	10.92	Horizontal
Detector: Average Value						
Frequency (MHz)	Read Level (dB $\mu$ V)	Factor (dB)	Level (dB $\mu$ V/m)	Limit (dB $\mu$ V/m)	Margin (dB)	Polarization
5150.00	24.69	15.49	40.18	54.00	13.82	Vertical
5150.00	26.32	15.49	41.81	54.00	12.19	Horizontal
Test channel: Middle channel						
Detector: Peak Value						
Frequency (MHz)	Read Level (dB $\mu$ V)	Factor (dB)	Level (dB $\mu$ V/m)	Limit (dB $\mu$ V/m)	Margin (dB)	Polarization
10400.00	51.83	5.53	57.36	68.20	10.84	Vertical
10400.00	51.84	5.53	57.37	68.20	10.83	Horizontal
Test channel: Highest channel						
Detector: Peak Value						
Frequency (MHz)	Read Level (dB $\mu$ V)	Factor (dB)	Level (dB $\mu$ V/m)	Limit (dB $\mu$ V/m)	Margin (dB)	Polarization
5350.00	34.92	16.44	51.36	74.00	22.64	Vertical
10480.00	50.92	6.22	57.14	68.20	11.06	Vertical
5350.00	35.33	16.44	51.77	74.00	22.23	Horizontal
10480.00	51.74	6.22	57.96	68.20	10.24	Horizontal
Detector: Average Value						
Frequency (MHz)	Read Level (dB $\mu$ V)	Factor (dB)	Level (dB $\mu$ V/m)	Limit (dB $\mu$ V/m)	Margin (dB)	Polarization
5350.00	24.29	16.44	40.73	54.00	13.27	Vertical
5350.00	24.31	16.44	40.75	54.00	13.25	Horizontal
<b>Remark:</b>						
1. Level = Read level + Factor.						
2. Test Frequency up to 40GHz, and the emission levels of other frequencies are lower than the limit 20dB, not show in test report.						

Band 1: 5150 MHz - 5250 MHz, 802.11ac-VHT40-MIMO						
Test channel: Lowest channel						
Detector: Peak Value						
Frequency (MHz)	Read Level (dB $\mu$ V)	Factor (dB)	Level (dB $\mu$ V/m)	Limit (dB $\mu$ V/m)	Margin (dB)	Polarization
5150.00	35.39	15.49	50.88	74.00	23.12	Vertical
10380.00	50.94	5.61	56.55	68.20	11.65	Vertical
5150.00	39.74	15.49	55.23	74.00	18.77	Horizontal
10380.00	51.98	5.61	57.59	68.20	10.61	Horizontal
Detector: Average Value						
Frequency (MHz)	Read Level (dB $\mu$ V)	Factor (dB)	Level (dB $\mu$ V/m)	Limit (dB $\mu$ V/m)	Margin (dB)	Polarization
5150.00	25.10	15.49	40.59	54.00	13.41	Vertical
5150.00	28.77	15.49	44.26	54.00	9.74	Horizontal
Test channel: Highest channel						
Detector: Peak Value						
Frequency (MHz)	Read Level (dB $\mu$ V)	Factor (dB)	Level (dB $\mu$ V/m)	Limit (dB $\mu$ V/m)	Margin (dB)	Polarization
5350.00	34.57	16.44	51.01	74.00	22.99	Vertical
10460.00	51.28	6.05	57.33	68.20	10.87	Vertical
5350.00	34.45	16.44	50.89	74.00	23.11	Horizontal
10460.00	51.51	6.05	57.56	68.20	10.64	Horizontal
Detector: Average Value						
Frequency (MHz)	Read Level (dB $\mu$ V)	Factor (dB)	Level (dB $\mu$ V/m)	Limit (dB $\mu$ V/m)	Margin (dB)	Polarization
5350.00	24.58	16.44	41.02	54.00	12.98	Vertical
5350.00	24.54	16.44	40.98	54.00	13.02	Horizontal
<b>Remark:</b>						
1. Level = Read level + Factor.						
2. Test Frequency up to 40GHz, and the emission levels of other frequencies are lower than the limit 20dB, not show in test report.						

Band 1: 5150 MHz - 5250 MHz, 802.11ac-VHT80-MIMO						
Test channel: Middle channel						
Detector: Peak Value						
Frequency (MHz)	Read Level (dBμV)	Factor (dB)	Level (dBμV/m)	Limit (dBμV/m)	Margin (dB)	Polarization
5150.00	35.94	15.49	51.43	74.00	22.57	Vertical
5350.00	34.25	16.44	50.69	74.00	23.31	Vertical
10420.00	51.43	5.70	57.13	68.20	11.07	Vertical
5150.00	36.60	15.49	52.09	74.00	21.91	Horizontal
5350.00	35.04	16.44	51.48	74.00	22.52	Horizontal
10420.00	51.34	5.70	57.04	68.20	11.16	Horizontal
Detector: Average Value						
Frequency (MHz)	Read Level (dBμV)	Factor (dB)	Level (dBμV/m)	Limit (dBμV/m)	Margin (dB)	Polarization
5150.00	25.87	15.49	41.36	54.00	12.64	Vertical
5350.00	24.49	16.44	40.93	54.00	13.07	Vertical
5150.00	26.35	15.49	41.84	54.00	12.16	Horizontal
5350.00	24.31	16.44	40.75	54.00	13.25	Horizontal
<b>Remark:</b>						
1. Level = Read level + Factor.						
2. Test Frequency up to 40GHz, and the emission levels of other frequencies are lower than the limit 20dB, not show in test report.						

Band 1: 5150 MHz - 5250 MHz, 802.11ac-VHT160-MIMO						
Test channel: Middle channel						
Detector: Peak Value						
Frequency (MHz)	Read Level (dBμV)	Factor (dB)	Level (dBμV/m)	Limit (dBμV/m)	Margin (dB)	Polarization
5150.00	34.24	15.49	49.73	74.00	24.27	Vertical
5350.00	34.53	16.44	50.97	74.00	23.03	Vertical
10500.00	51.02	6.39	57.41	68.20	10.79	Vertical
5150.00	34.19	15.49	49.68	74.00	24.32	Horizontal
5350.00	35.74	16.44	52.18	74.00	21.82	Horizontal
10500.00	52.02	6.39	58.41	68.20	9.79	Horizontal
Detector: Average Value						
Frequency (MHz)	Read Level (dBμV)	Factor (dB)	Level (dBμV/m)	Limit (dBμV/m)	Margin (dB)	Polarization
5150.00	25.99	15.49	41.48	54.00	12.52	Vertical
5350.00	26.80	16.44	43.24	54.00	10.76	Vertical
5150.00	26.43	15.49	41.92	54.00	12.08	Horizontal
5350.00	27.63	16.44	44.07	54.00	9.93	Horizontal
<b>Remark:</b>						
1. Level = Read level + Factor.						
2. Test Frequency up to 40GHz, and the emission levels of other frequencies are lower than the limit 20dB, not show in test report.						

Band 1: 5150 MHz - 5250 MHz, 802.11ax-HE20-MIMO						
Test channel: Lowest channel						
Detector: Peak Value						
Frequency (MHz)	Read Level (dB $\mu$ V)	Factor (dB)	Level (dB $\mu$ V/m)	Limit (dB $\mu$ V/m)	Margin (dB)	Polarization
5150.00	36.33	15.49	51.82	74.00	22.18	Vertical
10360.00	50.66	5.69	56.35	68.20	11.85	Vertical
5150.00	39.31	15.49	54.80	74.00	19.20	Horizontal
10360.00	50.56	5.69	56.25	68.20	11.95	Horizontal
Detector: Average Value						
Frequency (MHz)	Read Level (dB $\mu$ V)	Factor (dB)	Level (dB $\mu$ V/m)	Limit (dB $\mu$ V/m)	Margin (dB)	Polarization
5150.00	25.69	15.49	41.18	54.00	12.82	Vertical
5150.00	27.07	15.49	42.56	54.00	11.44	Horizontal
Test channel: Middle channel						
Detector: Peak Value						
Frequency (MHz)	Read Level (dB $\mu$ V)	Factor (dB)	Level (dB $\mu$ V/m)	Limit (dB $\mu$ V/m)	Margin (dB)	Polarization
10400.00	50.82	5.53	56.35	68.20	11.85	Vertical
10400.00	50.79	5.53	56.32	68.20	11.88	Horizontal
Test channel: Highest channel						
Detector: Peak Value						
Frequency (MHz)	Read Level (dB $\mu$ V)	Factor (dB)	Level (dB $\mu$ V/m)	Limit (dB $\mu$ V/m)	Margin (dB)	Polarization
5350.00	35.13	16.44	51.57	74.00	22.43	Vertical
10480.00	50.33	6.22	56.55	68.20	11.65	Vertical
5350.00	34.71	16.44	51.15	74.00	22.85	Horizontal
10480.00	51.04	6.22	57.26	68.20	10.94	Horizontal
Detector: Average Value						
Frequency (MHz)	Read Level (dB $\mu$ V)	Factor (dB)	Level (dB $\mu$ V/m)	Limit (dB $\mu$ V/m)	Margin (dB)	Polarization
5350.00	24.70	16.44	41.14	54.00	12.86	Vertical
5350.00	24.44	16.44	40.88	54.00	13.12	Horizontal
<b>Remark:</b>						
1. Level = Read level + Factor.						
2. Test Frequency up to 40GHz, and the emission levels of other frequencies are lower than the limit 20dB, not show in test report.						

<b>Band 1: 5150 MHz - 5250 MHz, 802.11ax-HE40-MIMO</b>						
<b>Test channel: Lowest channel</b>						
Detector: Peak Value						
Frequency (MHz)	Read Level (dBμV)	Factor (dB)	Level (dBμV/m)	Limit (dBμV/m)	Margin (dB)	Polarization
5150.00	35.05	15.49	50.54	74.00	23.46	Vertical
10380.00	50.20	5.39	55.59	68.20	12.61	Vertical
5150.00	38.94	15.49	54.43	74.00	19.57	Horizontal
10380.00	50.88	5.39	56.27	68.20	11.93	Horizontal
Detector: Average Value						
Frequency (MHz)	Read Level (dBμV)	Factor (dB)	Level (dBμV/m)	Limit (dBμV/m)	Margin (dB)	Polarization
5150.00	25.59	15.49	41.08	54.00	12.92	Vertical
5150.00	28.88	15.49	44.37	54.00	9.63	Horizontal
<b>Test channel: Highest channel</b>						
Detector: Peak Value						
Frequency (MHz)	Read Level (dBμV)	Factor (dB)	Level (dBμV/m)	Limit (dBμV/m)	Margin (dB)	Polarization
5350.00	34.61	16.44	51.05	74.00	22.95	Vertical
10460.00	50.74	5.81	56.55	68.20	11.65	Vertical
5350.00	34.92	16.44	51.36	74.00	22.64	Horizontal
10460.00	50.95	5.81	56.76	68.20	11.44	Horizontal
Detector: Average Value						
Frequency (MHz)	Read Level (dBμV)	Factor (dB)	Level (dBμV/m)	Limit (dBμV/m)	Margin (dB)	Polarization
5350.00	24.75	16.44	41.19	54.00	12.81	Vertical
5350.00	24.53	16.44	40.97	54.00	13.03	Horizontal
<b>Remark:</b>						
1. <i>Level = Read level + Factor.</i>						
2. <i>Test Frequency up to 40GHz, and the emission levels of other frequencies are lower than the limit 20dB, not show in test report.</i>						

Band 1: 5150 MHz - 5250 MHz, 802.11ax-HE80-MIMO						
Test channel: Middle channel						
Detector: Peak Value						
Frequency (MHz)	Read Level (dBμV)	Factor (dB)	Level (dBμV/m)	Limit (dBμV/m)	Margin (dB)	Polarization
5150.00	36.47	15.49	51.96	74.00	22.04	Vertical
5350.00	34.39	16.44	50.83	74.00	23.17	Vertical
10420.00	50.90	5.70	56.60	68.20	11.60	Vertical
5150.00	37.01	15.49	52.50	74.00	21.5	Horizontal
5350.00	34.62	16.44	51.06	74.00	22.94	Horizontal
10420.00	50.25	5.70	55.95	68.20	12.25	Horizontal
Detector: Average Value						
Frequency (MHz)	Read Level (dBμV)	Factor (dB)	Level (dBμV/m)	Limit (dBμV/m)	Margin (dB)	Polarization
5150.00	26.42	15.49	41.91	54.00	12.09	Vertical
5350.00	24.37	16.44	40.81	54.00	13.19	Vertical
5150.00	27.16	15.49	42.65	54.00	11.35	Horizontal
5350.00	24.49	16.44	40.93	54.00	13.07	Horizontal
<b>Remark:</b>						
1. Level = Read level + Factor.						
2. Test Frequency up to 40GHz, and the emission levels of other frequencies are lower than the limit 20dB, not show in test report.						

Band 1: 5150 MHz - 5350 MHz, 802.11ax-HE160-MIMO						
Test channel: Middle channel						
Detector: Peak Value						
Frequency (MHz)	Read Level (dBμV)	Factor (dB)	Level (dBμV/m)	Limit (dBμV/m)	Margin (dB)	Polarization
5150.00	33.72	15.49	49.21	74.00	24.79	Vertical
5350.00	34.27	16.44	50.71	74.00	23.29	Vertical
10500.00	50.95	6.39	57.34	68.20	10.86	Vertical
5150.00	33.55	15.49	49.04	74.00	24.96	Horizontal
5350.00	36.30	16.44	52.74	74.00	21.26	Horizontal
10500.00	51.25	6.39	57.64	68.20	10.56	Horizontal
Detector: Average Value						
Frequency (MHz)	Read Level (dBμV)	Factor (dB)	Level (dBμV/m)	Limit (dBμV/m)	Margin (dB)	Polarization
5150.00	27.17	15.49	42.66	54.00	11.34	Vertical
5350.00	27.31	16.44	43.75	54.00	10.25	Vertical
5150.00	26.75	15.49	42.24	54.00	11.76	Horizontal
5350.00	27.77	16.44	44.21	54.00	9.79	Horizontal
<b>Remark:</b>						
1. Level = Read level + Factor.						
2. Test Frequency up to 40GHz, and the emission levels of other frequencies are lower than the limit 20dB, not show in test report.						

Band 2: 5250 MHz - 5350 MHz, 802.11a-ANT5						
Test channel: Lowest channel						
Detector: Peak Value						
Frequency (MHz)	Read Level (dBμV)	Factor (dB)	Level (dBμV/m)	Limit (dBμV/m)	Margin (dB)	Polarization
5150.00	34.57	15.49	50.06	74.00	23.94	Vertical
10520.00	50.73	6.45	57.18	68.20	11.02	Vertical
5150.00	34.84	15.49	50.33	74.00	23.67	Horizontal
10520.00	51.22	6.45	57.67	68.20	10.53	Horizontal
Detector: Average Value						
Frequency (MHz)	Read Level (dBμV)	Factor (dB)	Level (dBμV/m)	Limit (dBμV/m)	Margin (dB)	Polarization
5150.00	24.69	15.49	40.18	54.00	13.82	Vertical
5150.00	24.52	15.49	40.01	54.00	13.99	Horizontal
Test channel: Middle channel						
Detector: Peak Value						
Frequency (MHz)	Read Level (dBμV)	Factor (dB)	Level (dBμV/m)	Limit (dBμV/m)	Margin (dB)	Polarization
10560.00	51.21	6.56	57.77	68.20	10.43	Vertical
10560.00	50.98	6.56	57.54	68.20	10.66	Horizontal
Test channel: Highest channel						
Detector: Peak Value						
Frequency (MHz)	Read Level (dBμV)	Factor (dB)	Level (dBμV/m)	Limit (dBμV/m)	Margin (dB)	Polarization
5350.00	35.36	16.44	51.80	74.00	22.20	Vertical
10640.00	50.81	6.80	57.61	74.00	16.39	Vertical
5350.00	34.92	16.44	51.36	74.00	22.64	Horizontal
10640.00	51.34	6.80	58.14	74.00	15.86	Horizontal
Detector: Average Value						
Frequency (MHz)	Read Level (dBμV)	Factor (dB)	Level (dBμV/m)	Limit (dBμV/m)	Margin (dB)	Polarization
5350.00	24.51	16.44	40.95	54.00	13.05	Vertical
10640.00	44.09	6.80	50.89	54.00	3.11	Vertical
5350.00	24.60	16.44	41.04	54.00	12.96	Horizontal
10640.00	44.43	6.80	51.23	54.00	2.77	Horizontal
<b>Remark:</b>						
1. Level = Read level + Factor.						
2. Test Frequency up to 40GHz, and the emission levels of other frequencies are lower than the limit 20dB, not show in test report.						

Band 2: 5250 MHz - 5350 MHz, 802.11a-ANT6						
Test channel: Lowest channel						
Detector: Peak Value						
Frequency (MHz)	Read Level (dB $\mu$ V)	Factor (dB)	Level (dB $\mu$ V/m)	Limit (dB $\mu$ V/m)	Margin (dB)	Polarization
5150.00	34.48	15.49	49.97	74.00	24.03	Vertical
10520.00	51.47	6.45	57.92	68.20	10.28	Vertical
5150.00	34.78	15.49	50.27	74.00	23.73	Horizontal
10520.00	52.64	6.45	59.09	68.20	9.11	Horizontal
Detector: Average Value						
Frequency (MHz)	Read Level (dB $\mu$ V)	Factor (dB)	Level (dB $\mu$ V/m)	Limit (dB $\mu$ V/m)	Margin (dB)	Polarization
5150.00	24.46	15.49	39.95	54.00	14.05	Vertical
5150.00	24.59	15.49	40.08	54.00	13.92	Horizontal
Test channel: Middle channel						
Detector: Peak Value						
Frequency (MHz)	Read Level (dB $\mu$ V)	Factor (dB)	Level (dB $\mu$ V/m)	Limit (dB $\mu$ V/m)	Margin (dB)	Polarization
10560.00	51.40	6.56	57.96	68.20	10.24	Vertical
10560.00	53.05	6.56	59.61	68.20	8.59	Horizontal
Test channel: Highest channel						
Detector: Peak Value						
Frequency (MHz)	Read Level (dB $\mu$ V)	Factor (dB)	Level (dB $\mu$ V/m)	Limit (dB $\mu$ V/m)	Margin (dB)	Polarization
5350.00	34.74	16.44	51.18	74.00	22.82	Vertical
10640.00	51.85	6.80	58.65	74.00	15.35	Vertical
5350.00	39.40	16.44	55.84	74.00	18.16	Horizontal
10640.00	52.95	6.80	59.75	74.00	14.25	Horizontal
Detector: Average Value						
Frequency (MHz)	Read Level (dB $\mu$ V)	Factor (dB)	Level (dB $\mu$ V/m)	Limit (dB $\mu$ V/m)	Margin (dB)	Polarization
5350.00	24.72	16.44	41.16	54.00	12.84	Vertical
10640.00	44.55	6.80	51.35	54.00	2.65	Vertical
5350.00	25.43	16.44	41.87	54.00	12.13	Horizontal
10640.00	44.46	6.80	51.26	54.00	2.74	Horizontal
<b>Remark:</b>						
1. Level = Read level + Factor.						
2. Test Frequency up to 40GHz, and the emission levels of other frequencies are lower than the limit 20dB, not show in test report.						



Band 2: 5250 MHz - 5350 MHz, 802.11n-HT20-MIMO						
Test channel: Lowest channel						
Detector: Peak Value						
Frequency (MHz)	Read Level (dB $\mu$ V)	Factor (dB)	Level (dB $\mu$ V/m)	Limit (dB $\mu$ V/m)	Margin (dB)	Polarization
5150.00	35.38	15.49	50.87	74.00	23.13	Vertical
10520.00	51.49	6.45	57.94	68.20	10.26	Vertical
5150.00	35.04	15.49	50.53	74.00	23.47	Horizontal
10520.00	50.89	6.45	57.34	68.20	10.86	Horizontal
Detector: Average Value						
Frequency (MHz)	Read Level (dB $\mu$ V)	Factor (dB)	Level (dB $\mu$ V/m)	Limit (dB $\mu$ V/m)	Margin (dB)	Polarization
5150.00	24.59	15.49	40.08	54.00	13.92	Vertical
5150.00	24.70	15.49	40.19	54.00	13.81	Horizontal
Test channel: Middle channel						
Detector: Peak Value						
Frequency (MHz)	Read Level (dB $\mu$ V)	Factor (dB)	Level (dB $\mu$ V/m)	Limit (dB $\mu$ V/m)	Margin (dB)	Polarization
10560.00	51.72	6.56	58.28	68.20	9.92	Vertical
10560.00	51.13	6.56	57.69	68.20	10.51	Horizontal
Test channel: Highest channel						
Detector: Peak Value						
Frequency (MHz)	Read Level (dB $\mu$ V)	Factor (dB)	Level (dB $\mu$ V/m)	Limit (dB $\mu$ V/m)	Margin (dB)	Polarization
5350.00	34.35	16.44	50.79	74.00	23.21	Vertical
10640.00	51.08	6.80	57.88	74.00	16.12	Vertical
5350.00	34.91	16.44	51.35	74.00	22.65	Horizontal
10640.00	50.85	6.80	57.65	74.00	16.35	Horizontal
Detector: Average Value						
Frequency (MHz)	Read Level (dB $\mu$ V)	Factor (dB)	Level (dB $\mu$ V/m)	Limit (dB $\mu$ V/m)	Margin (dB)	Polarization
5350.00	24.52	16.44	40.96	54.00	13.04	Vertical
10640.00	43.87	6.80	50.67	54.00	3.33	Vertical
5350.00	24.79	16.44	41.23	54.00	12.77	Horizontal
10640.00	44.53	6.80	51.33	54.00	2.67	Horizontal
<b>Remark:</b>						
1. Level = Read level + Factor.						
2. Test Frequency up to 40GHz, and the emission levels of other frequencies are lower than the limit 20dB, not show in test report.						

Band 2: 5250 MHz - 5350 MHz, 802.11n-HT40-MIMO						
Test channel: Lowest channel						
Detector: Peak Value						
Frequency (MHz)	Read Level (dB $\mu$ V)	Factor (dB)	Level (dB $\mu$ V/m)	Limit (dB $\mu$ V/m)	Margin (dB)	Polarization
5150.00	35.05	15.49	50.54	74.00	23.46	Vertical
10540.00	51.63	6.50	58.13	68.20	10.07	Vertical
5150.00	34.84	15.49	50.33	74.00	23.67	Horizontal
10540.00	51.12	6.50	57.62	68.20	10.58	Horizontal
Detector: Average Value						
Frequency (MHz)	Read Level (dB $\mu$ V)	Factor (dB)	Level (dB $\mu$ V/m)	Limit (dB $\mu$ V/m)	Margin (dB)	Polarization
5150.00	24.82	15.49	40.31	54.00	13.69	Vertical
5150.00	24.64	15.49	40.13	54.00	13.87	Horizontal
Test channel: Highest channel						
Detector: Peak Value						
Frequency (MHz)	Read Level (dB $\mu$ V)	Factor (dB)	Level (dB $\mu$ V/m)	Limit (dB $\mu$ V/m)	Margin (dB)	Polarization
5350.00	36.89	16.44	53.33	74.00	20.67	Vertical
10620.00	51.32	6.74	58.06	74.00	15.94	Vertical
5350.00	41.72	16.44	58.16	74.00	15.84	Horizontal
10620.00	51.30	6.74	58.04	74.00	15.96	Horizontal
Detector: Average Value						
Frequency (MHz)	Read Level (dB $\mu$ V)	Factor (dB)	Level (dB $\mu$ V/m)	Limit (dB $\mu$ V/m)	Margin (dB)	Polarization
5350.00	25.98	16.44	42.42	54.00	11.58	Vertical
10620.00	43.95	6.74	50.69	54.00	3.31	Vertical
5350.00	28.83	16.44	45.27	54.00	8.73	Horizontal
10620.00	44.41	6.74	51.15	54.00	2.85	Horizontal
<b>Remark:</b>						
1. Level = Read level + Factor.						
2. Test Frequency up to 40GHz, and the emission levels of other frequencies are lower than the limit 20dB, not show in test report.						

Band 2: 5250 MHz - 5350 MHz, 802.11ac-VHT20-MIMO						
Test channel: Lowest channel						
Detector: Peak Value						
Frequency (MHz)	Read Level (dBμV)	Factor (dB)	Level (dBμV/m)	Limit (dBμV/m)	Margin (dB)	Polarization
5150.00	35.43	15.49	50.92	74.00	23.08	Vertical
10520.00	51.39	6.45	57.84	68.20	10.36	Vertical
5150.00	35.39	15.49	50.88	74.00	23.12	Horizontal
10520.00	51.25	6.45	57.70	68.20	10.50	Horizontal
Detector: Average Value						
Frequency (MHz)	Read Level (dBμV)	Factor (dB)	Level (dBμV/m)	Limit (dBμV/m)	Margin (dB)	Polarization
5150.00	24.55	15.49	40.04	54.00	13.96	Vertical
5150.00	24.47	15.49	39.96	54.00	14.04	Horizontal
Test channel: Middle channel						
Detector: Peak Value						
Frequency (MHz)	Read Level (dBμV)	Factor (dB)	Level (dBμV/m)	Limit (dBμV/m)	Margin (dB)	Polarization
10560.00	50.94	6.56	57.50	68.20	10.70	Vertical
10560.00	51.18	6.56	57.74	68.20	10.46	Horizontal
Test channel: Highest channel						
Detector: Peak Value						
Frequency (MHz)	Read Level (dBμV)	Factor (dB)	Level (dBμV/m)	Limit (dBμV/m)	Margin (dB)	Polarization
5350.00	34.45	16.44	50.89	74.00	23.11	Vertical
10640.00	51.33	6.80	58.13	74.00	15.87	Vertical
5350.00	36.45	16.44	52.89	74.00	21.11	Horizontal
10640.00	50.96	6.80	57.76	74.00	16.24	Horizontal
Detector: Average Value						
Frequency (MHz)	Read Level (dBμV)	Factor (dB)	Level (dBμV/m)	Limit (dBμV/m)	Margin (dB)	Polarization
5350.00	24.54	16.44	40.98	54.00	13.02	Vertical
10640.00	44.06	6.80	50.86	54.00	3.14	Vertical
5350.00	26.27	16.44	42.71	54.00	11.29	Horizontal
10640.00	44.79	6.80	51.59	54.00	2.41	Horizontal
<b>Remark:</b>						
1. Level = Read level + Factor.						
2. Test Frequency up to 40GHz, and the emission levels of other frequencies are lower than the limit 20dB, not show in test report.						

Band 2: 5250 MHz - 5350 MHz, 802.11ac-VHT40-MIMO						
Test channel: Lowest channel						
Detector: Peak Value						
Frequency (MHz)	Read Level (dB $\mu$ V)	Factor (dB)	Level (dB $\mu$ V/m)	Limit (dB $\mu$ V/m)	Margin (dB)	Polarization
5150.00	34.78	15.49	50.27	74.00	23.73	Vertical
10540.00	51.84	6.50	58.34	68.20	9.86	Vertical
5150.00	35.80	15.49	51.29	74.00	22.71	Horizontal
10540.00	51.21	6.50	57.71	68.20	10.49	Horizontal
Detector: Average Value						
Frequency (MHz)	Read Level (dB $\mu$ V)	Factor (dB)	Level (dB $\mu$ V/m)	Limit (dB $\mu$ V/m)	Margin (dB)	Polarization
5150.00	24.92	15.49	40.41	54.00	13.59	Vertical
5150.00	24.51	15.49	40.00	54.00	14.00	Horizontal
Test channel: Highest channel						
Detector: Peak Value						
Frequency (MHz)	Read Level (dB $\mu$ V)	Factor (dB)	Level (dB $\mu$ V/m)	Limit (dB $\mu$ V/m)	Margin (dB)	Polarization
5350.00	36.28	16.44	52.72	74.00	21.28	Vertical
10620.00	51.54	6.74	58.28	74.00	15.72	Vertical
5350.00	40.36	16.44	56.80	74.00	17.20	Horizontal
10620.00	51.40	6.74	58.14	74.00	15.86	Horizontal
Detector: Average Value						
Frequency (MHz)	Read Level (dB $\mu$ V)	Factor (dB)	Level (dB $\mu$ V/m)	Limit (dB $\mu$ V/m)	Margin (dB)	Polarization
5350.00	25.92	16.44	42.36	54.00	11.64	Vertical
10620.00	43.90	6.74	50.64	54.00	3.36	Vertical
5350.00	30.00	16.44	46.44	54.00	7.56	Horizontal
10620.00	44.32	6.74	51.06	54.00	2.94	Horizontal
<b>Remark:</b>						
1. Level = Read level + Factor.						
2. Test Frequency up to 40GHz, and the emission levels of other frequencies are lower than the limit 20dB, not show in test report.						

Band 2: 5250 MHz - 5350 MHz, 802.11ac-VHT80-MIMO						
Test channel: Middle channel						
Detector: Peak Value						
Frequency (MHz)	Read Level (dBμV)	Factor (dB)	Level (dBμV/m)	Limit (dBμV/m)	Margin (dB)	Polarization
5150.00	35.03	15.49	50.52	74.00	23.48	Vertical
5350.00	35.87	16.44	52.31	74.00	21.69	Vertical
10580.00	50.99	6.62	57.61	68.20	10.59	Vertical
5150.00	35.96	15.49	51.45	74.00	22.55	Horizontal
5350.00	38.36	16.44	54.80	74.00	19.2	Horizontal
10580.00	50.98	6.62	57.60	68.20	10.60	Horizontal
Detector: Average Value						
Frequency (MHz)	Read Level (dBμV)	Factor (dB)	Level (dBμV/m)	Limit (dBμV/m)	Margin (dB)	Polarization
5150.00	24.78	15.49	40.27	54.00	13.73	Vertical
5350.00	24.98	16.44	41.42	54.00	12.58	Vertical
5150.00	24.84	15.49	40.33	54.00	13.67	Horizontal
5350.00	29.19	16.44	45.63	54.00	8.37	Horizontal
<b>Remark:</b>						
1. Level = Read level + Factor.						
2. Test Frequency up to 40GHz, and the emission levels of other frequencies are lower than the limit 20dB, not show in test report.						

Band 2: 5250 MHz - 5350 MHz, 802.11ax-HE20-MIMO						
Test channel: Lowest channel						
Detector: Peak Value						
Frequency (MHz)	Read Level (dB $\mu$ V)	Factor (dB)	Level (dB $\mu$ V/m)	Limit (dB $\mu$ V/m)	Margin (dB)	Polarization
5150.00	34.68	15.49	50.17	74.00	23.83	Vertical
10520.00	51.23	6.45	57.68	68.20	10.52	Vertical
5150.00	35.31	15.49	50.80	74.00	23.20	Horizontal
10520.00	51.62	6.45	58.07	68.20	10.13	Horizontal
Detector: Average Value						
Frequency (MHz)	Read Level (dB $\mu$ V)	Factor (dB)	Level (dB $\mu$ V/m)	Limit (dB $\mu$ V/m)	Margin (dB)	Polarization
5150.00	24.49	15.49	39.98	54.00	14.02	Vertical
5150.00	24.62	15.49	40.11	54.00	13.89	Horizontal
Test channel: Middle channel						
Detector: Peak Value						
Frequency (MHz)	Read Level (dB $\mu$ V)	Factor (dB)	Level (dB $\mu$ V/m)	Limit (dB $\mu$ V/m)	Margin (dB)	Polarization
10560.00	51.38	6.56	57.94	68.20	10.26	Vertical
10560.00	51.13	6.56	57.69	68.20	10.51	Horizontal
Test channel: Highest channel						
Detector: Peak Value						
Frequency (MHz)	Read Level (dB $\mu$ V)	Factor (dB)	Level (dB $\mu$ V/m)	Limit (dB $\mu$ V/m)	Margin (dB)	Polarization
5350.00	35.92	16.44	52.36	74.00	21.64	Vertical
10640.00	51.37	5.98	57.35	74.00	16.65	Vertical
5350.00	39.57	16.44	56.01	74.00	17.99	Horizontal
10640.00	51.60	5.98	57.58	74.00	16.42	Horizontal
Detector: Average Value						
Frequency (MHz)	Read Level (dB $\mu$ V)	Factor (dB)	Level (dB $\mu$ V/m)	Limit (dB $\mu$ V/m)	Margin (dB)	Polarization
5350.00	25.13	16.44	41.57	54.00	12.43	Vertical
10640.00	44.39	6.80	51.19	54.00	2.81	Vertical
5350.00	26.98	16.44	43.42	54.00	10.58	Horizontal
10640.00	44.86	6.80	51.66	54.00	2.34	Horizontal
<b>Remark:</b>						
1. Level = Read level + Factor.						
2. Test Frequency up to 40GHz, and the emission levels of other frequencies are lower than the limit 20dB, not show in test report.						

Band 2: 5250 MHz - 5350 MHz, 802.11ax-HE40-MIMO						
Test channel: Lowest channel						
Detector: Peak Value						
Frequency (MHz)	Read Level (dB $\mu$ V)	Factor (dB)	Level (dB $\mu$ V/m)	Limit (dB $\mu$ V/m)	Margin (dB)	Polarization
5150.00	35.16	15.49	50.65	74.00	23.35	Vertical
10540.00	50.93	6.50	57.43	68.20	10.77	Vertical
5150.00	34.92	15.49	50.41	74.00	23.59	Horizontal
10540.00	50.96	6.50	57.46	68.20	10.74	Horizontal
Detector: Average Value						
Frequency (MHz)	Read Level (dB $\mu$ V)	Factor (dB)	Level (dB $\mu$ V/m)	Limit (dB $\mu$ V/m)	Margin (dB)	Polarization
5150.00	24.82	15.49	40.31	54.00	13.69	Vertical
5150.00	24.67	15.49	40.16	54.00	13.84	Horizontal
Test channel: Highest channel						
Detector: Peak Value						
Frequency (MHz)	Read Level (dB $\mu$ V)	Factor (dB)	Level (dB $\mu$ V/m)	Limit (dB $\mu$ V/m)	Margin (dB)	Polarization
5350.00	36.36	16.44	52.80	74.00	21.20	Vertical
10620.00	51.37	6.75	58.12	74.00	15.88	Vertical
5350.00	41.51	16.44	57.95	74.00	16.05	Horizontal
10620.00	51.09	6.75	57.84	74.00	16.16	Horizontal
Detector: Average Value						
Frequency (MHz)	Read Level (dB $\mu$ V)	Factor (dB)	Level (dB $\mu$ V/m)	Limit (dB $\mu$ V/m)	Margin (dB)	Polarization
5350.00	25.99	16.44	42.43	54.00	11.57	Vertical
10620.00	44.55	6.75	51.30	54.00	2.70	Vertical
5350.00	29.02	16.44	45.46	54.00	8.54	Horizontal
10620.00	44.59	6.75	51.34	54.00	2.66	Horizontal
<b>Remark:</b>						
1. Level = Read level + Factor.						
2. Test Frequency up to 40GHz, and the emission levels of other frequencies are lower than the limit 20dB, not show in test report.						

Band 2: 5250 MHz - 5350 MHz, 802.11ax-HE80-MIMO						
Test channel: Middle channel						
Detector: Peak Value						
Frequency (MHz)	Read Level (dB $\mu$ V)	Factor (dB)	Level (dB $\mu$ V/m)	Limit (dB $\mu$ V/m)	Margin (dB)	Polarization
5150.00	34.75	15.49	50.24	74.00	23.76	Vertical
5350.00	36.45	16.44	52.89	74.00	21.11	Vertical
10580.00	50.99	6.62	57.61	68.20	10.59	Vertical
5150.00	34.45	15.49	49.94	74.00	24.06	Horizontal
5350.00	39.12	16.44	55.56	74.00	18.44	Horizontal
10580.00	51.40	6.62	58.02	68.20	10.18	Horizontal
Detector: Average Value						
Frequency (MHz)	Read Level (dB $\mu$ V)	Factor (dB)	Level (dB $\mu$ V/m)	Limit (dB $\mu$ V/m)	Margin (dB)	Polarization
5150.00	24.51	15.49	40.00	54.00	14	Vertical
5350.00	25.10	16.44	41.54	54.00	12.46	Vertical
5150.00	25.28	15.49	40.77	54.00	13.23	Horizontal
5350.00	29.52	16.44	45.96	54.00	8.04	Horizontal
<b>Remark:</b>						
1. Level = Read level + Factor.						
2. Test Frequency up to 40GHz, and the emission levels of other frequencies are lower than the limit 20dB, not show in test report.						



Band 3: 5470 MHz - 5725 MHz, 802.11a-ANT5						
Test channel: Lowest channel						
Detector: Peak Value						
Frequency (MHz)	Read Level (dBμV)	Factor (dB)	Level (dBμV/m)	Limit (dBμV/m)	Margin (dB)	Polarization
5470.00	33.84	16.80	50.64	68.20	17.56	Vertical
11000.00	51.64	6.99	58.63	74.00	15.37	Vertical
5470.00	34.52	16.80	51.32	68.20	16.88	Horizontal
11000.00	51.89	6.99	58.88	74.00	15.12	Horizontal
Detector: Average Value						
Frequency (MHz)	Read Level (dBμV)	Factor (dB)	Level (dBμV/m)	Limit (dBμV/m)	Margin (dB)	Polarization
11000.00	43.68	6.99	50.67	54.00	3.33	Vertical
11000.00	43.74	6.99	50.73	54.00	3.27	Horizontal
Test channel: Middle channel						
Detector: Peak Value						
Frequency (MHz)	Read Level (dBμV)	Factor (dB)	Level (dBμV/m)	Limit (dBμV/m)	Margin (dB)	Polarization
11120.00	51.39	6.80	58.19	74.00	15.81	Vertical
11120.00	52.12	6.80	58.92	74.00	15.08	Horizontal
Detector: Average Value						
Frequency (MHz)	Read Level (dBμV)	Factor (dB)	Level (dBμV/m)	Limit (dBμV/m)	Margin (dB)	Polarization
11120.00	43.46	6.80	50.26	54.00	3.74	Vertical
11120.00	43.63	6.80	50.43	54.00	3.57	Horizontal
Test channel: Highest channel						
Detector: Peak Value						
Frequency (MHz)	Read Level (dBμV)	Factor (dB)	Level (dBμV/m)	Limit (dBμV/m)	Margin (dB)	Polarization
5725.00	34.78	17.23	52.01	68.20	16.19	Vertical
11400.00	51.96	6.90	58.86	74.00	15.14	Vertical
5725.00	35.39	17.23	52.62	68.20	15.58	Horizontal
11400.00	51.61	6.90	58.51	74.00	15.49	Horizontal
Detector: Average Value						
Frequency (MHz)	Read Level (dBμV)	Factor (dB)	Level (dBμV/m)	Limit (dBμV/m)	Margin (dB)	Polarization
11400.00	44.17	6.90	51.07	54.00	2.93	Vertical
11400.00	43.28	6.90	50.18	54.00	3.82	Horizontal
<b>Remark:</b>						
1. Level = Read level + Factor.						
2. Test Frequency up to 40GHz, and the emission levels of other frequencies are lower than the limit 20dB, not show in test report.						

Band 3: 5470 MHz - 5725 MHz, 802.11a-ANT6						
Test channel: Lowest channel						
Detector: Peak Value						
Frequency (MHz)	Read Level (dBμV)	Factor (dB)	Level (dBμV/m)	Limit (dBμV/m)	Margin (dB)	Polarization
5470.00	35.30	16.80	52.10	68.20	16.10	Vertical
11000.00	52.61	6.99	59.60	74.00	14.40	Vertical
5470.00	36.76	16.80	53.56	68.20	14.64	Horizontal
11000.00	51.83	6.99	58.82	74.00	15.18	Horizontal
Detector: Average Value						
Frequency (MHz)	Read Level (dBμV)	Factor (dB)	Level (dBμV/m)	Limit (dBμV/m)	Margin (dB)	Polarization
11000.00	43.44	6.99	50.43	54.00	3.57	Vertical
11000.00	44.70	6.99	51.69	54.00	2.31	Horizontal
Test channel: Middle channel						
Detector: Peak Value						
Frequency (MHz)	Read Level (dBμV)	Factor (dB)	Level (dBμV/m)	Limit (dBμV/m)	Margin (dB)	Polarization
11120.00	52.19	6.80	58.99	74.00	15.01	Vertical
11120.00	51.87	6.80	58.67	74.00	15.33	Horizontal
Detector: Average Value						
Frequency (MHz)	Read Level (dBμV)	Factor (dB)	Level (dBμV/m)	Limit (dBμV/m)	Margin (dB)	Polarization
11120.00	43.50	6.80	50.30	54.00	3.70	Vertical
11120.00	44.63	6.80	51.43	54.00	2.57	Horizontal
Test channel: Highest channel						
Detector: Peak Value						
Frequency (MHz)	Read Level (dBμV)	Factor (dB)	Level (dBμV/m)	Limit (dBμV/m)	Margin (dB)	Polarization
5725.00	35.06	17.23	52.29	68.20	15.91	Vertical
11400.00	52.79	6.90	59.69	74.00	14.31	Vertical
5725.00	37.82	17.23	55.05	68.20	13.15	Horizontal
11400.00	51.56	6.90	58.46	74.00	15.54	Horizontal
Detector: Average Value						
Frequency (MHz)	Read Level (dBμV)	Factor (dB)	Level (dBμV/m)	Limit (dBμV/m)	Margin (dB)	Polarization
11400.00	43.48	6.90	50.38	54.00	3.62	Vertical
11400.00	44.21	6.90	51.11	54.00	2.89	Horizontal
<b>Remark:</b>						
1. Level = Read level + Factor.						
2. Test Frequency up to 40GHz, and the emission levels of other frequencies are lower than the limit 20dB, not show in test report.						

Band 3: 5470 MHz - 5725 MHz, 802.11n-HT20-MIMO						
Test channel: Lowest channel						
Detector: Peak Value						
Frequency (MHz)	Read Level (dBμV)	Factor (dB)	Level (dBμV/m)	Limit (dBμV/m)	Margin (dB)	Polarization
5470.00	35.14	16.80	51.94	68.20	16.26	Vertical
11000.00	51.84	6.99	58.83	74.00	15.17	Vertical
5470.00	38.63	16.80	55.43	68.20	12.77	Horizontal
11000.00	52.24	6.99	59.23	74.00	14.77	Horizontal
Detector: Average Value						
Frequency (MHz)	Read Level (dBμV)	Factor (dB)	Level (dBμV/m)	Limit (dBμV/m)	Margin (dB)	Polarization
11000.00	44.38	6.99	51.37	54.00	2.63	Vertical
11000.00	43.69	6.99	50.68	54.00	3.32	Horizontal
Test channel: Middle channel						
Detector: Peak Value						
Frequency (MHz)	Read Level (dBμV)	Factor (dB)	Level (dBμV/m)	Limit (dBμV/m)	Margin (dB)	Polarization
11120.00	51.80	6.80	58.60	74.00	15.40	Vertical
11120.00	52.04	6.80	58.84	74.00	15.16	Horizontal
Detector: Average Value						
Frequency (MHz)	Read Level (dBμV)	Factor (dB)	Level (dBμV/m)	Limit (dBμV/m)	Margin (dB)	Polarization
11120.00	44.43	6.80	51.23	54.00	2.77	Vertical
11120.00	44.27	6.80	51.07	54.00	2.93	Horizontal
Test channel: Highest channel						
Detector: Peak Value						
Frequency (MHz)	Read Level (dBμV)	Factor (dB)	Level (dBμV/m)	Limit (dBμV/m)	Margin (dB)	Polarization
5725.00	34.97	17.23	52.20	68.20	16.00	Vertical
11400.00	51.88	6.90	58.78	74.00	15.22	Vertical
5725.00	34.96	17.23	52.19	68.20	16.01	Horizontal
11400.00	52.08	6.90	58.98	74.00	15.02	Horizontal
Detector: Average Value						
Frequency (MHz)	Read Level (dBμV)	Factor (dB)	Level (dBμV/m)	Limit (dBμV/m)	Margin (dB)	Polarization
11400.00	44.07	6.90	50.97	54.00	3.03	Vertical
11400.00	44.21	6.90	51.11	54.00	2.89	Horizontal
<b>Remark:</b>						
1. Level = Read level + Factor.						
2. Test Frequency up to 40GHz, and the emission levels of other frequencies are lower than the limit 20dB, not show in test report.						

Band 3: 5470 MHz - 5725 MHz, 802.11n-HT40-MIMO						
Test channel: Lowest channel						
Detector: Peak Value						
Frequency (MHz)	Read Level (dBμV)	Factor (dB)	Level (dBμV/m)	Limit (dBμV/m)	Margin (dB)	Polarization
5470.00	37.81	16.80	54.61	68.20	13.59	Vertical
11020.00	51.69	6.94	58.63	74.00	15.37	Vertical
5470.00	42.82	16.80	59.62	68.20	8.58	Horizontal
11020.00	51.61	6.94	58.55	74.00	15.45	Horizontal
Detector: Average Value						
Frequency (MHz)	Read Level (dBμV)	Factor (dB)	Level (dBμV/m)	Limit (dBμV/m)	Margin (dB)	Polarization
11020.00	43.82	6.94	50.76	54.00	3.24	Vertical
11020.00	43.85	6.94	50.79	54.00	3.21	Horizontal
Test channel: Middle channel						
Detector: Peak Value						
Frequency (MHz)	Read Level (dBμV)	Factor (dB)	Level (dBμV/m)	Limit (dBμV/m)	Margin (dB)	Polarization
11180.00	52.08	6.96	59.04	74.00	14.96	Vertical
11180.00	52.03	6.96	58.99	74.00	15.01	Horizontal
Detector: Average Value						
Frequency (MHz)	Read Level (dBμV)	Factor (dB)	Level (dBμV/m)	Limit (dBμV/m)	Margin (dB)	Polarization
11180.00	44.49	6.96	51.45	54.00	2.55	Vertical
11180.00	44.10	6.96	51.06	54.00	2.94	Horizontal
Test channel: Highest channel						
Detector: Peak Value						
Frequency (MHz)	Read Level (dBμV)	Factor (dB)	Level (dBμV/m)	Limit (dBμV/m)	Margin (dB)	Polarization
5725.00	34.97	17.23	52.20	68.20	16.00	Vertical
11340.00	51.56	7.40	58.96	74.00	15.04	Vertical
5725.00	34.96	17.23	52.19	68.20	16.01	Horizontal
11340.00	51.51	7.40	58.91	74.00	15.09	Horizontal
Detector: Average Value						
Frequency (MHz)	Read Level (dBμV)	Factor (dB)	Level (dBμV/m)	Limit (dBμV/m)	Margin (dB)	Polarization
11340.00	43.81	7.40	51.21	54.00	2.79	Vertical
11340.00	44.29	7.40	51.69	54.00	2.31	Horizontal
<b>Remark:</b>						
1. Level = Read level + Factor.						
2. Test Frequency up to 40GHz, and the emission levels of other frequencies are lower than the limit 20dB, not show in test report.						

Band 3: 5470 MHz - 5725 MHz, 802.11ac-VHT20-MIMO						
Test channel: Lowest channel						
Detector: Peak Value						
Frequency (MHz)	Read Level (dB $\mu$ V)	Factor (dB)	Level (dB $\mu$ V/m)	Limit (dB $\mu$ V/m)	Margin (dB)	Polarization
5470.00	34.65	16.80	51.45	68.20	16.75	Vertical
11000.00	51.81	6.99	58.80	74.00	15.20	Vertical
5470.00	35.36	16.80	52.16	68.20	16.04	Horizontal
11000.00	52.15	6.99	59.14	74.00	14.86	Horizontal
Detector: Average Value						
Frequency (MHz)	Read Level (dB $\mu$ V)	Factor (dB)	Level (dB $\mu$ V/m)	Limit (dB $\mu$ V/m)	Margin (dB)	Polarization
11000.00	44.18	6.99	51.17	54.00	2.83	Vertical
11000.00	43.87	6.99	50.86	54.00	3.14	Horizontal
Test channel: Middle channel						
Detector: Peak Value						
Frequency (MHz)	Read Level (dB $\mu$ V)	Factor (dB)	Level (dB $\mu$ V/m)	Limit (dB $\mu$ V/m)	Margin (dB)	Polarization
11120.00	52.09	6.80	58.89	74.00	15.11	Vertical
11120.00	52.64	6.80	59.44	74.00	14.56	Horizontal
Detector: Average Value						
Frequency (MHz)	Read Level (dB $\mu$ V)	Factor (dB)	Level (dB $\mu$ V/m)	Limit (dB $\mu$ V/m)	Margin (dB)	Polarization
11120.00	44.40	6.80	51.20	54.00	2.80	Vertical
11120.00	43.46	6.80	50.26	54.00	3.74	Horizontal
Test channel: Highest channel						
Detector: Peak Value						
Frequency (MHz)	Read Level (dB $\mu$ V)	Factor (dB)	Level (dB $\mu$ V/m)	Limit (dB $\mu$ V/m)	Margin (dB)	Polarization
5725.00	34.69	17.23	51.92	68.20	16.28	Vertical
11400.00	51.41	6.90	58.31	74.00	15.69	Vertical
5725.00	36.62	17.23	53.85	68.20	14.35	Horizontal
11400.00	52.49	6.90	59.39	74.00	14.61	Horizontal
Detector: Average Value						
Frequency (MHz)	Read Level (dB $\mu$ V)	Factor (dB)	Level (dB $\mu$ V/m)	Limit (dB $\mu$ V/m)	Margin (dB)	Polarization
11400.00	44.59	6.90	51.49	54.00	2.51	Vertical
11400.00	44.03	6.90	50.93	54.00	3.07	Horizontal
<b>Remark:</b>						
1. Level = Read level + Factor.						
2. Test Frequency up to 40GHz, and the emission levels of other frequencies are lower than the limit 20dB, not show in test report.						

Band 3: 5470 MHz - 5725 MHz, 802.11ac-VHT40-MIMO						
Test channel: Lowest channel						
Detector: Peak Value						
Frequency (MHz)	Read Level (dB $\mu$ V)	Factor (dB)	Level (dB $\mu$ V/m)	Limit (dB $\mu$ V/m)	Margin (dB)	Polarization
5470.00	38.62	16.80	55.42	68.20	12.78	Vertical
11020.00	51.87	6.94	58.81	74.00	15.19	Vertical
5470.00	41.84	16.80	58.64	68.20	9.56	Horizontal
11020.00	51.45	6.94	58.39	74.00	15.61	Horizontal
Detector: Average Value						
Frequency (MHz)	Read Level (dB $\mu$ V)	Factor (dB)	Level (dB $\mu$ V/m)	Limit (dB $\mu$ V/m)	Margin (dB)	Polarization
11020.00	44.22	6.94	51.16	54.00	2.84	Vertical
11020.00	44.36	6.94	51.30	54.00	2.70	Horizontal
Test channel: Middle channel						
Detector: Peak Value						
Frequency (MHz)	Read Level (dB $\mu$ V)	Factor (dB)	Level (dB $\mu$ V/m)	Limit (dB $\mu$ V/m)	Margin (dB)	Polarization
11180.00	51.56	6.96	58.52	74.00	15.48	Vertical
11180.00	51.76	6.96	58.72	74.00	15.28	Horizontal
Detector: Average Value						
Frequency (MHz)	Read Level (dB $\mu$ V)	Factor (dB)	Level (dB $\mu$ V/m)	Limit (dB $\mu$ V/m)	Margin (dB)	Polarization
11180.00	44.24	6.96	51.20	54.00	2.80	Vertical
11180.00	44.14	6.96	51.10	54.00	2.90	Horizontal
Test channel: Highest channel						
Detector: Peak Value						
Frequency (MHz)	Read Level (dB $\mu$ V)	Factor (dB)	Level (dB $\mu$ V/m)	Limit (dB $\mu$ V/m)	Margin (dB)	Polarization
5725.00	36.91	17.23	54.14	68.20	14.06	Vertical
11340.00	52.08	7.40	59.48	74.00	14.52	Vertical
5725.00	41.94	17.23	59.17	68.20	9.03	Horizontal
11340.00	51.67	7.40	59.07	74.00	14.93	Horizontal
Detector: Average Value						
Frequency (MHz)	Read Level (dB $\mu$ V)	Factor (dB)	Level (dB $\mu$ V/m)	Limit (dB $\mu$ V/m)	Margin (dB)	Polarization
11340.00	44.43	7.40	51.83	54.00	2.17	Vertical
11340.00	44.00	7.40	51.40	54.00	2.60	Horizontal
<b>Remark:</b>						
1. Level = Read level + Factor.						
2. Test Frequency up to 40GHz, and the emission levels of other frequencies are lower than the limit 20dB, not show in test report.						

Band 3: 5470 MHz - 5725 MHz, 802.11ac-VHT80-MIMO						
Test channel: Lowest channel						
Detector: Peak Value						
Frequency (MHz)	Read Level (dB $\mu$ V)	Factor (dB)	Level (dB $\mu$ V/m)	Limit (dB $\mu$ V/m)	Margin (dB)	Polarization
5470.00	36.73	16.80	53.53	68.20	14.67	Vertical
11060.00	51.70	6.85	58.55	74.00	15.45	Vertical
5470.00	38.87	16.80	55.67	68.20	12.53	Horizontal
11060.00	51.89	6.85	58.74	74.00	15.26	Horizontal
Detector: Average Value						
Frequency (MHz)	Read Level (dB $\mu$ V)	Factor (dB)	Level (dB $\mu$ V/m)	Limit (dB $\mu$ V/m)	Margin (dB)	Polarization
11060.00	43.98	6.85	50.83	54.00	3.17	Vertical
11060.00	44.15	6.85	51.00	54.00	3	Horizontal
Test channel: Highest channel						
Detector: Peak Value						
Frequency (MHz)	Read Level (dB $\mu$ V)	Factor (dB)	Level (dB $\mu$ V/m)	Limit (dB $\mu$ V/m)	Margin (dB)	Polarization
5725.00	35.47	17.23	52.70	68.20	15.5	Vertical
11220.00	51.47	7.16	58.63	74.00	15.37	Vertical
5725.00	35.21	17.23	52.44	68.20	15.76	Horizontal
11220.00	51.99	7.16	59.15	74.00	14.85	Horizontal
Detector: Average Value						
Frequency (MHz)	Read Level (dB $\mu$ V)	Factor (dB)	Level (dB $\mu$ V/m)	Limit (dB $\mu$ V/m)	Margin (dB)	Polarization
11220.00	43.92	7.16	51.08	54.00	2.92	Vertical
11220.00	43.74	7.16	50.90	54.00	3.1	Horizontal
<b>Remark:</b>						
1. Level = Read level + Factor.						
2. Test Frequency up to 40GHz, and the emission levels of other frequencies are lower than the limit 20dB, not show in test report.						

Band 3: 5470 MHz - 5725 MHz, 802.11ac-VHT160-MIMO						
Test channel: Lowest channel						
Detector: Peak Value						
Frequency (MHz)	Read Level (dB $\mu$ V)	Factor (dB)	Level (dB $\mu$ V/m)	Limit (dB $\mu$ V/m)	Margin (dB)	Polarization
5470.00	36.11	16.80	52.91	68.20	15.29	Vertical
5725.00	35.26	17.23	52.49	68.20	15.71	Vertical
11060.00	51.94	6.85	58.79	74.00	15.21	Vertical
5470.00	42.57	16.80	59.37	68.20	8.83	Horizontal
5725.00	35.78	17.23	53.01	68.20	15.19	Horizontal
11060.00	52.27	6.85	59.12	74.00	14.88	Horizontal
Detector: Average Value						
Frequency (MHz)	Read Level (dB $\mu$ V)	Factor (dB)	Level (dB $\mu$ V/m)	Limit (dB $\mu$ V/m)	Margin (dB)	Polarization
11060.00	43.70	6.85	50.55	54.00	3.45	Vertical
11060.00	43.77	6.85	50.62	54.00	3.38	Horizontal
<b>Remark:</b>						
1. Level = Read level + Factor.						
2. Test Frequency up to 40GHz, and the emission levels of other frequencies are lower than the limit 20dB, not show in test report.						



Band 3: 5470 MHz - 5725 MHz, 802.11ax-HE20-MIMO						
Test channel: Lowest channel						
Detector: Peak Value						
Frequency (MHz)	Read Level (dBμV)	Factor (dB)	Level (dBμV/m)	Limit (dBμV/m)	Margin (dB)	Polarization
5470.00	35.13	16.80	51.93	68.20	16.27	Vertical
11000.00	51.48	6.99	58.47	74.00	15.53	Vertical
5470.00	38.56	16.80	55.36	68.20	12.84	Horizontal
11000.00	52.16	6.99	59.15	74.00	14.85	Horizontal
Detector: Average Value						
Frequency (MHz)	Read Level (dBμV)	Factor (dB)	Level (dBμV/m)	Limit (dBμV/m)	Margin (dB)	Polarization
11000.00	43.77	6.99	50.76	54.00	3.24	Vertical
11000.00	43.80	6.99	50.79	54.00	3.21	Horizontal
Test channel: Middle channel						
Detector: Peak Value						
Frequency (MHz)	Read Level (dBμV)	Factor (dB)	Level (dBμV/m)	Limit (dBμV/m)	Margin (dB)	Polarization
11120.00	51.97	6.80	58.77	74.00	15.23	Vertical
11120.00	52.04	6.80	58.84	74.00	15.16	Horizontal
Detector: Average Value						
Frequency (MHz)	Read Level (dBμV)	Factor (dB)	Level (dBμV/m)	Limit (dBμV/m)	Margin (dB)	Polarization
11120.00	44.21	6.80	51.01	54.00	2.99	Vertical
11120.00	43.50	6.80	50.30	54.00	3.70	Horizontal
Test channel: Highest channel						
Detector: Peak Value						
Frequency (MHz)	Read Level (dBμV)	Factor (dB)	Level (dBμV/m)	Limit (dBμV/m)	Margin (dB)	Polarization
5725.00	37.32	17.23	54.55	68.20	13.65	Vertical
11400.00	51.33	6.90	58.23	74.00	15.77	Vertical
5725.00	42.02	17.23	59.25	68.20	8.95	Horizontal
11400.00	51.82	6.90	58.72	74.00	15.28	Horizontal
Detector: Average Value						
Frequency (MHz)	Read Level (dBμV)	Factor (dB)	Level (dBμV/m)	Limit (dBμV/m)	Margin (dB)	Polarization
11400.00	44.61	6.90	51.51	54.00	2.49	Vertical
11400.00	43.46	6.90	50.36	54.00	3.64	Horizontal
<b>Remark:</b>						
1. Level = Read level + Factor.						
2. Test Frequency up to 40GHz, and the emission levels of other frequencies are lower than the limit 20dB, not show in test report.						

Band 3: 5470 MHz - 5725 MHz, 802.11ax-HE40-MIMO						
Test channel: Lowest channel						
Detector: Peak Value						
Frequency (MHz)	Read Level (dBμV)	Factor (dB)	Level (dBμV/m)	Limit (dBμV/m)	Margin (dB)	Polarization
5470.00	38.37	16.80	55.17	68.20	13.03	Vertical
11020.00	51.64	6.94	58.58	74.00	15.42	Vertical
5470.00	40.53	16.80	57.33	68.20	10.87	Horizontal
11020.00	51.57	6.94	58.51	74.00	15.49	Horizontal
Detector: Average Value						
Frequency (MHz)	Read Level (dBμV)	Factor (dB)	Level (dBμV/m)	Limit (dBμV/m)	Margin (dB)	Polarization
11020.00	43.86	6.94	50.80	54.00	3.20	Vertical
11020.00	43.58	6.94	50.52	54.00	3.48	Horizontal
Test channel: Middle channel						
Detector: Peak Value						
Frequency (MHz)	Read Level (dBμV)	Factor (dB)	Level (dBμV/m)	Limit (dBμV/m)	Margin (dB)	Polarization
11180.00	51.74	6.96	58.70	74.00	15.30	Vertical
11180.00	52.27	6.96	59.23	74.00	14.77	Horizontal
Detector: Average Value						
Frequency (MHz)	Read Level (dBμV)	Factor (dB)	Level (dBμV/m)	Limit (dBμV/m)	Margin (dB)	Polarization
11180.00	44.02	6.96	50.98	54.00	3.02	Vertical
11180.00	43.83	6.96	50.79	54.00	3.21	Horizontal
Test channel: Highest channel						
Detector: Peak Value						
Frequency (MHz)	Read Level (dBμV)	Factor (dB)	Level (dBμV/m)	Limit (dBμV/m)	Margin (dB)	Polarization
5725.00	34.50	17.23	51.73	68.20	16.47	Vertical
11340.00	51.76	7.40	59.16	74.00	14.84	Vertical
5725.00	35.44	17.23	52.67	68.20	15.53	Horizontal
11340.00	51.80	7.40	59.20	74.00	14.80	Horizontal
Detector: Average Value						
Frequency (MHz)	Read Level (dBμV)	Factor (dB)	Level (dBμV/m)	Limit (dBμV/m)	Margin (dB)	Polarization
11340.00	43.83	7.40	51.23	54.00	2.77	Vertical
11340.00	43.50	7.40	50.90	54.00	3.10	Horizontal
<b>Remark:</b>						
1. Level = Read level + Factor.						
2. Test Frequency up to 40GHz, and the emission levels of other frequencies are lower than the limit 20dB, not show in test report.						

<b>Band 3: 5470 MHz - 5725 MHz, 802.11ax-HE80-MIMO</b>						
<b>Test channel: Lowest channel</b>						
Detector: Peak Value						
Frequency (MHz)	Read Level (dB $\mu$ V)	Factor (dB)	Level (dB $\mu$ V/m)	Limit (dB $\mu$ V/m)	Margin (dB)	Polarization
5470.00	36.77	16.80	53.57	68.20	14.63	Vertical
11060.00	52.26	6.85	59.11	74.00	14.89	Vertical
5470.00	39.55	16.80	56.35	68.20	11.85	Horizontal
11060.00	52.24	6.85	59.09	74.00	14.91	Horizontal
Detector: Average Value						
Frequency (MHz)	Read Level (dB $\mu$ V)	Factor (dB)	Level (dB $\mu$ V/m)	Limit (dB $\mu$ V/m)	Margin (dB)	Polarization
11060.00	43.86	6.85	50.71	54.00	3.29	Vertical
11060.00	43.48	6.85	50.33	54.00	3.67	Horizontal
<b>Test channel: Highest channel</b>						
Detector: Peak Value						
Frequency (MHz)	Read Level (dB $\mu$ V)	Factor (dB)	Level (dB $\mu$ V/m)	Limit (dB $\mu$ V/m)	Margin (dB)	Polarization
5725.00	33.99	17.23	51.22	68.20	16.98	Vertical
11220.00	51.94	7.16	59.10	74.00	14.90	Vertical
5725.00	34.56	17.23	51.79	68.20	16.41	Horizontal
11220.00	51.72	7.16	58.88	74.00	15.12	Horizontal
Detector: Average Value						
Frequency (MHz)	Read Level (dB $\mu$ V)	Factor (dB)	Level (dB $\mu$ V/m)	Limit (dB $\mu$ V/m)	Margin (dB)	Polarization
11220.00	44.40	7.16	51.56	54.00	2.44	Vertical
11220.00	44.29	7.16	51.45	54.00	2.55	Horizontal
<b>Remark:</b>						
1. Level = Read level + Factor.						
2. Test Frequency up to 40GHz, and the emission levels of other frequencies are lower than the limit 20dB, not show in test report.						

Band 3: 5470 MHz - 5725 MHz, 802.11ax-HE160-MIMO						
Test channel: Lowest channel						
Detector: Peak Value						
Frequency (MHz)	Read Level (dB $\mu$ V)	Factor (dB)	Level (dB $\mu$ V/m)	Limit (dB $\mu$ V/m)	Margin (dB)	Polarization
5470.00	36.18	16.80	52.98	68.20	15.22	Vertical
5725.00	34.45	17.23	51.68	68.20	16.52	Vertical
11060.00	51.96	6.85	58.81	74.00	15.19	Vertical
5470.00	40.82	16.80	57.62	68.20	10.58	Horizontal
5725.00	38.57	17.23	55.80	68.20	12.4	Horizontal
11060.00	51.91	6.85	58.76	74.00	15.24	Horizontal
Detector: Average Value						
Frequency (MHz)	Read Level (dB $\mu$ V)	Factor (dB)	Level (dB $\mu$ V/m)	Limit (dB $\mu$ V/m)	Margin (dB)	Polarization
11060.00	43.76	6.85	50.61	54.00	3.39	Vertical
11060.00	44.29	6.85	51.14	54.00	2.86	Horizontal
<b>Remark:</b>						
1. Level = Read level + Factor.						
2. Test Frequency up to 40GHz, and the emission levels of other frequencies are lower than the limit 20dB, not show in test report.						

Band 4: 5725 MHz - 5825 MHz, 802.11a-ANT5						
Test channel: Lowest channel						
Detector: Peak Value						
Frequency (MHz)	Read Level (dB $\mu$ V)	Factor (dB)	Level (dB $\mu$ V/m)	Limit (dB $\mu$ V/m)	Margin (dB)	Polarization
5650.00	40.76	18.87	59.63	68.20	8.57	Vertical
5700.00	39.89	19.05	58.94	105.20	46.26	Vertical
5720.00	41.92	19.00	60.92	110.80	49.88	Vertical
5725.00	46.70	18.99	65.69	122.20	56.51	Vertical
11490.00	50.33	7.35	57.68	74.00	16.32	Vertical
5650.00	40.46	18.87	59.33	68.20	8.87	Horizontal
5700.00	40.04	19.05	59.09	105.20	46.11	Horizontal
5720.00	43.89	19.00	62.89	110.80	47.91	Horizontal
5725.00	50.10	18.99	69.09	122.20	53.11	Horizontal
11490.00	50.68	7.35	58.03	74.00	15.97	Horizontal
Detector: Average Value						
Frequency (MHz)	Read Level (dB $\mu$ V)	Factor (dB)	Level (dB $\mu$ V/m)	Limit (dB $\mu$ V/m)	Margin (dB)	Polarization
11490.00	42.72	7.35	50.07	54.00	3.93	Vertical
11490.00	42.59	7.35	49.94	54.00	4.06	Horizontal
Test channel: Middle channel						
Detector: Peak Value						
Frequency (MHz)	Read Level (dB $\mu$ V)	Factor (dB)	Level (dB $\mu$ V/m)	Limit (dB $\mu$ V/m)	Margin (dB)	Polarization
11570.00	50.57	6.94	57.51	74.00	16.49	Vertical
11570.00	50.96	6.94	57.90	74.00	16.10	Horizontal
Detector: Average Value						
Frequency (MHz)	Read Level (dB $\mu$ V)	Factor (dB)	Level (dB $\mu$ V/m)	Limit (dB $\mu$ V/m)	Margin (dB)	Polarization
11570.00	42.33	6.94	49.27	54.00	4.73	Vertical
11570.00	42.16	6.94	49.10	54.00	4.90	Horizontal
<b>Remark:</b>						
1. Level = Read level + Factor.						
2. Test Frequency up to 40GHz, and the emission levels of other frequencies are lower than the limit 20dB, not show in test report.						

Test channel: Highest channel						
Detector: Peak Value						
Frequency (MHz)	Read Level (dB $\mu$ V)	Factor (dB)	Level (dB $\mu$ V/m)	Limit (dB $\mu$ V/m)	Margin (dB)	Polarization
5850.00	38.82	19.10	57.92	122.20	64.28	Vertical
5855.00	39.36	19.12	58.48	110.80	52.32	Vertical
5875.00	38.84	19.23	58.07	105.20	47.13	Vertical
5925.00	39.45	19.39	58.84	68.20	9.36	Vertical
11650.00	50.57	7.04	57.61	74.00	16.39	Vertical
5850.00	39.31	19.10	58.41	122.20	63.79	Horizontal
5855.00	40.47	19.12	59.59	110.80	51.21	Horizontal
5875.00	39.92	19.23	59.15	105.20	46.05	Horizontal
5925.00	39.17	19.39	58.56	68.20	9.64	Horizontal
11650.00	50.42	7.04	57.46	74.00	16.54	Horizontal
Detector: Average Value						
Frequency (MHz)	Read Level (dB $\mu$ V)	Factor (dB)	Level (dB $\mu$ V/m)	Limit (dB $\mu$ V/m)	Margin (dB)	Polarization
11650.00	42.74	7.04	49.78	54.00	4.22	Vertical
11650.00	42.51	7.04	49.55	54.00	4.45	Horizontal
<b>Remark:</b>						
1. Level = Read level + Factor.						
2. Test Frequency up to 40GHz, and the emission levels of other frequencies are lower than the limit 20dB, not show in test report.						

Band 4: 5725 MHz - 5825 MHz, 802.11n-HT20						
Test channel: Lowest channel						
Detector: Peak Value						
Frequency (MHz)	Read Level (dB $\mu$ V)	Factor (dB)	Level (dB $\mu$ V/m)	Limit (dB $\mu$ V/m)	Margin (dB)	Polarization
5650.00	39.48	18.87	58.35	68.20	9.85	Vertical
5700.00	39.66	19.05	58.71	105.20	46.49	Vertical
5720.00	39.67	19.00	58.67	110.80	52.13	Vertical
5725.00	43.11	18.99	62.10	122.20	60.10	Vertical
11490.00	50.88	7.35	58.23	74.00	15.77	Vertical
5650.00	40.05	18.87	58.92	68.20	9.28	Horizontal
5700.00	40.00	19.05	59.05	105.20	46.15	Horizontal
5720.00	41.25	19.00	60.25	110.80	50.55	Horizontal
5725.00	49.19	18.99	68.18	122.20	54.02	Horizontal
11490.00	50.32	7.35	57.67	74.00	16.33	Horizontal
Detector: Average Value						
Frequency (MHz)	Read Level (dB $\mu$ V)	Factor (dB)	Level (dB $\mu$ V/m)	Limit (dB $\mu$ V/m)	Margin (dB)	Polarization
11490.00	42.86	7.35	50.21	54.00	3.79	Vertical
11490.00	42.86	7.35	50.21	54.00	3.79	Horizontal
Test channel: Middle channel						
Detector: Peak Value						
Frequency (MHz)	Read Level (dB $\mu$ V)	Factor (dB)	Level (dB $\mu$ V/m)	Limit (dB $\mu$ V/m)	Margin (dB)	Polarization
11570.00	51.36	6.94	58.30	74.00	15.70	Vertical
11570.00	50.73	6.94	57.67	74.00	16.33	Horizontal
Detector: Average Value						
Frequency (MHz)	Read Level (dB $\mu$ V)	Factor (dB)	Level (dB $\mu$ V/m)	Limit (dB $\mu$ V/m)	Margin (dB)	Polarization
11570.00	43.23	6.94	50.17	54.00	3.83	Vertical
11570.00	43.24	6.94	50.18	54.00	3.82	Horizontal
<b>Remark:</b>						
1. Level = Read level + Factor.						
2. Test Frequency up to 40GHz, and the emission levels of other frequencies are lower than the limit 20dB, not show in test report.						

Test channel: Highest channel						
Detector: Peak Value						
Frequency (MHz)	Read Level (dB $\mu$ V)	Factor (dB)	Level (dB $\mu$ V/m)	Limit (dB $\mu$ V/m)	Margin (dB)	Polarization
5850.00	39.98	19.10	59.08	122.20	63.12	Vertical
5855.00	39.95	19.12	59.07	110.80	51.73	Vertical
5875.00	38.51	19.23	57.74	105.20	47.46	Vertical
5925.00	39.28	19.39	58.67	68.20	9.53	Vertical
11650.00	50.55	7.04	57.59	74.00	16.41	Vertical
5850.00	42.06	19.10	61.16	122.20	61.04	Horizontal
5855.00	39.87	19.12	58.99	110.80	51.81	Horizontal
5875.00	39.11	19.23	58.34	105.20	46.86	Horizontal
5925.00	39.81	19.39	59.20	68.20	9.00	Horizontal
11650.00	50.11	7.04	57.15	74.00	16.85	Horizontal
Detector: Average Value						
Frequency (MHz)	Read Level (dB $\mu$ V)	Factor (dB)	Level (dB $\mu$ V/m)	Limit (dB $\mu$ V/m)	Margin (dB)	Polarization
11650.00	43.15	7.04	50.19	54.00	3.81	Vertical
11650.00	42.41	7.04	49.45	54.00	4.55	Horizontal
<b>Remark:</b>						
1. Level = Read level + Factor.						
2. Test Frequency up to 40GHz, and the emission levels of other frequencies are lower than the limit 20dB, not show in test report.						



<b>Band 4: 5725 MHz - 5825 MHz, 802.11n-HT40</b>						
<b>Test channel: Lowest channel</b>						
Detector: Peak Value						
Frequency (MHz)	Read Level (dB $\mu$ V)	Factor (dB)	Level (dB $\mu$ V/m)	Limit (dB $\mu$ V/m)	Margin (dB)	Polarization
5650.00	40.20	18.87	59.07	68.20	9.13	Vertical
5700.00	40.66	19.05	59.71	105.20	45.49	Vertical
5720.00	41.33	19.00	60.33	110.80	50.47	Vertical
5725.00	42.50	18.99	61.49	122.20	60.71	Vertical
11510.00	50.91	7.33	58.24	74.00	15.76	Vertical
5650.00	39.83	18.87	58.70	68.20	9.50	Horizontal
5700.00	40.16	19.05	59.21	105.20	45.99	Horizontal
5720.00	47.03	19.00	66.03	110.80	44.77	Horizontal
5725.00	48.19	18.99	67.18	122.20	55.02	Horizontal
11510.00	49.86	7.33	57.19	74.00	16.81	Horizontal
Detector: Average Value						
Frequency (MHz)	Read Level (dB $\mu$ V)	Factor (dB)	Level (dB $\mu$ V/m)	Limit (dB $\mu$ V/m)	Margin (dB)	Polarization
11510.00	43.16	7.33	50.49	54.00	3.51	Vertical
11510.00	43.20	7.33	50.53	54.00	3.47	Horizontal
<b>Test channel: Highest channel</b>						
Detector: Peak Value						
Frequency (MHz)	Read Level (dB $\mu$ V)	Factor (dB)	Level (dB $\mu$ V/m)	Limit (dB $\mu$ V/m)	Margin (dB)	Polarization
5850.00	39.48	19.10	58.58	122.20	63.62	Vertical
5855.00	39.95	19.12	59.07	110.80	51.73	Vertical
5875.00	38.97	19.23	58.20	105.20	47.00	Vertical
5925.00	39.51	19.39	58.90	68.20	9.30	Vertical
11590.00	50.49	6.80	57.29	74.00	16.71	Vertical
5850.00	39.23	19.10	58.33	122.20	63.87	Horizontal
5855.00	39.48	19.12	58.60	110.80	52.20	Horizontal
5875.00	39.11	19.23	58.34	105.20	46.86	Horizontal
5925.00	38.95	19.39	58.34	68.20	9.86	Horizontal
11590.00	49.97	6.80	56.77	74.00	17.23	Horizontal
Detector: Average Value						
Frequency (MHz)	Read Level (dB $\mu$ V)	Factor (dB)	Level (dB $\mu$ V/m)	Limit (dB $\mu$ V/m)	Margin (dB)	Polarization
11590.00	42.64	6.80	49.44	54.00	4.56	Vertical
11590.00	42.49	6.80	49.29	54.00	4.71	Horizontal
<b>Remark:</b>						
1. Level = Read level + Factor.						
2. Test Frequency up to 40GHz, and the emission levels of other frequencies are lower than the limit 20dB, not show in test report.						

Band 4: 5725 MHz - 5825 MHz, 8802.11ac-VHT20						
Test channel: Lowest channel						
Detector: Peak Value						
Frequency (MHz)	Read Level (dBμV)	Factor (dB)	Level (dBμV/m)	Limit (dBμV/m)	Margin (dB)	Polarization
5650.00	39.92	18.87	58.79	68.20	9.41	Vertical
5700.00	40.37	19.05	59.42	105.20	45.78	Vertical
5720.00	40.16	19.00	59.16	110.80	51.64	Vertical
5725.00	42.00	18.99	60.99	122.20	61.21	Vertical
11490.00	51.47	7.35	58.82	74.00	15.18	Vertical
5650.00	40.36	18.87	59.23	68.20	8.97	Horizontal
5700.00	40.45	19.05	59.50	105.20	45.70	Horizontal
5720.00	41.04	19.00	60.04	110.80	50.76	Horizontal
5725.00	44.76	18.99	63.75	122.20	58.45	Horizontal
11490.00	49.36	7.35	57.67	74.00	16.33	Horizontal
Detector: Average Value						
Frequency (MHz)	Read Level (dBμV)	Factor (dB)	Level (dBμV/m)	Limit (dBμV/m)	Margin (dB)	Polarization
11490.00	44.55	7.35	51.90	54.00	2.10	Vertical
11490.00	43.33	7.35	50.21	54.00	3.79	Horizontal
Test channel: Middle channel						
Detector: Peak Value						
Frequency (MHz)	Read Level (dBμV)	Factor (dB)	Level (dBμV/m)	Limit (dBμV/m)	Margin (dB)	Polarization
11570.00	51.15	6.94	58.09	74.00	15.91	Vertical
11570.00	49.77	6.94	56.71	74.00	17.29	Horizontal
Detector: Average Value						
Frequency (MHz)	Read Level (dBμV)	Factor (dB)	Level (dBμV/m)	Limit (dBμV/m)	Margin (dB)	Polarization
11570.00	44.65	6.94	51.59	54.00	2.41	Vertical
11570.00	43.06	6.94	50.00	54.00	4.00	Horizontal
<b>Remark:</b>						
1. Level = Read level + Factor.						
2. Test Frequency up to 40GHz, and the emission levels of other frequencies are lower than the limit 20dB, not show in test report.						

Test channel: Highest channel						
Detector: Peak Value						
Frequency (MHz)	Read Level (dB $\mu$ V)	Factor (dB)	Level (dB $\mu$ V/m)	Limit (dB $\mu$ V/m)	Margin (dB)	Polarization
5850.00	38.77	19.10	57.87	122.20	64.33	Vertical
5855.00	38.79	19.12	57.91	110.80	52.89	Vertical
5875.00	38.55	19.23	57.78	105.20	47.42	Vertical
5925.00	38.88	19.39	58.27	68.20	9.93	Vertical
11650.00	51.12	7.04	58.16	74.00	15.84	Vertical
5850.00	42.14	19.10	61.24	122.20	60.96	Horizontal
5855.00	40.95	19.12	60.07	110.80	50.73	Horizontal
5875.00	39.06	19.23	58.29	105.20	46.91	Horizontal
5925.00	39.22	19.39	58.61	68.20	9.59	Horizontal
11650.00	48.93	7.04	55.97	74.00	18.03	Horizontal
Detector: Average Value						
Frequency (MHz)	Read Level (dB $\mu$ V)	Factor (dB)	Level (dB $\mu$ V/m)	Limit (dB $\mu$ V/m)	Margin (dB)	Polarization
11650.00	44.52	7.04	51.56	54.00	2.44	Vertical
11650.00	43.46	7.04	50.50	54.00	3.50	Horizontal
<b>Remark:</b>						
1. Level = Read level + Factor.						
2. Test Frequency up to 40GHz, and the emission levels of other frequencies are lower than the limit 20dB, not show in test report.						

<b>Band 4: 5725 MHz - 5825 MHz, 802.11ac-VHT40</b>						
<b>Test channel: Lowest channel</b>						
Detector: Peak Value						
Frequency (MHz)	Read Level (dBμV)	Factor (dB)	Level (dBμV/m)	Limit (dBμV/m)	Margin (dB)	Polarization
5650.00	40.09	18.87	58.96	68.20	9.24	Vertical
5700.00	41.41	19.05	60.46	105.20	44.74	Vertical
5720.00	41.48	19.00	60.48	110.80	50.32	Vertical
5725.00	43.54	18.99	62.53	122.20	59.67	Vertical
11510.00	51.54	7.33	58.87	74.00	15.13	Vertical
5650.00	39.72	18.87	58.59	68.20	9.61	Horizontal
5700.00	39.54	19.05	58.59	105.20	46.61	Horizontal
5720.00	47.69	19.00	66.69	110.80	44.11	Horizontal
5725.00	48.29	18.99	67.28	122.20	54.92	Horizontal
11510.00	49.35	7.33	56.68	74.00	17.32	Horizontal
Detector: Average Value						
Frequency (MHz)	Read Level (dBμV)	Factor (dB)	Level (dBμV/m)	Limit (dBμV/m)	Margin (dB)	Polarization
11510.00	44.39	7.33	51.72	54.00	2.28	Vertical
11510.00	43.73	7.33	51.06	54.00	2.94	Horizontal
<b>Test channel: Highest channel</b>						
Detector: Peak Value						
Frequency (MHz)	Read Level (dBμV)	Factor (dB)	Level (dBμV/m)	Limit (dBμV/m)	Margin (dB)	Polarization
5850.00	39.95	19.10	59.05	122.20	63.15	Vertical
5855.00	40.00	19.12	59.12	110.80	51.68	Vertical
5875.00	38.57	19.23	57.80	105.20	47.40	Vertical
5925.00	39.16	19.39	58.55	68.20	9.65	Vertical
11590.00	51.28	6.80	58.08	74.00	15.92	Vertical
5850.00	39.62	19.10	58.72	122.20	63.48	Horizontal
5855.00	39.17	19.12	58.29	110.80	52.51	Horizontal
5875.00	38.47	19.23	57.70	105.20	47.50	Horizontal
5925.00	38.97	19.39	58.36	68.20	9.84	Horizontal
11590.00	49.74	6.80	56.54	74.00	17.46	Horizontal
Detector: Average Value						
Frequency (MHz)	Read Level (dBμV)	Factor (dB)	Level (dBμV/m)	Limit (dBμV/m)	Margin (dB)	Polarization
11590.00	44.12	6.80	50.92	54.00	3.08	Vertical
11590.00	43.70	6.80	50.50	54.00	3.50	Horizontal
<b>Remark:</b>						
1. Level = Read level + Factor.						
2. Test Frequency up to 40GHz, and the emission levels of other frequencies are lower than the limit 20dB, not show in test report.						

Band 4: 5725 MHz - 5825 MHz, 802.11ac-VHT80						
Test channel: Lowest channel						
Detector: Peak Value						
Frequency (MHz)	Read Level (dB $\mu$ V)	Factor (dB)	Level (dB $\mu$ V/m)	Limit (dB $\mu$ V/m)	Margin (dB)	Polarization
5650.00	40.00	18.87	58.87	68.20	9.33	Vertical
5700.00	40.26	19.05	59.31	105.20	45.89	Vertical
5720.00	40.88	19.00	59.88	110.80	50.92	Vertical
5725.00	42.16	18.99	61.15	122.20	61.05	Vertical
5850.00	39.74	19.10	58.84	122.20	63.36	Vertical
5855.00	40.37	19.12	59.49	110.80	51.31	Vertical
5875.00	38.73	19.23	57.96	105.20	47.24	Vertical
5925.00	39.00	19.39	58.39	68.20	9.81	Vertical
11550.00	51.06	7.07	58.13	74.00	15.87	Vertical
5650.00	40.36	18.87	59.23	68.20	8.97	Horizontal
5700.00	43.50	19.05	62.55	105.20	42.65	Horizontal
5720.00	47.13	19.00	66.13	110.80	44.67	Horizontal
5725.00	47.44	18.99	66.43	122.20	55.77	Horizontal
5850.00	43.95	19.10	63.05	122.20	59.15	Horizontal
5855.00	42.95	19.12	62.07	110.80	48.73	Horizontal
5875.00	39.48	19.23	58.71	105.20	46.49	Horizontal
5925.00	39.43	19.39	58.82	68.20	9.38	Horizontal
11550.00	49.00	7.07	56.07	74.00	17.93	Horizontal
Detector: Average Value						
Frequency (MHz)	Read Level (dB $\mu$ V)	Factor (dB)	Level (dB $\mu$ V/m)	Limit (dB $\mu$ V/m)	Margin (dB)	Polarization
11550.00	44.11	7.07	51.18	54.00	2.82	Vertical
11550.00	43.76	7.07	50.83	54.00	3.17	Horizontal

**Remark:**

1. Level = Read level + Factor.
2. Test Frequency up to 40GHz, and the emission levels of other frequencies are lower than the limit 20dB, not show in test report.

Band 4: 5725 MHz - 5825 MHz, 802.11ax-HE20						
Test channel: Lowest channel						
Detector: Peak Value						
Frequency (MHz)	Read Level (dB $\mu$ V)	Factor (dB)	Level (dB $\mu$ V/m)	Limit (dB $\mu$ V/m)	Margin (dB)	Polarization
5650.00	40.48	18.87	59.35	68.20	8.85	Vertical
5700.00	40.20	19.05	59.25	105.20	45.95	Vertical
5720.00	40.25	19.00	59.25	110.80	51.55	Vertical
5725.00	45.71	18.99	64.70	122.20	57.50	Vertical
11490.00	49.66	7.35	57.01	74.00	16.99	Vertical
5650.00	40.51	18.87	59.38	68.20	8.82	Horizontal
5700.00	39.66	19.05	58.71	105.20	46.49	Horizontal
5720.00	44.21	19.00	63.21	110.80	47.59	Horizontal
5725.00	49.80	18.99	68.79	122.20	53.41	Horizontal
11490.00	50.17	7.35	57.52	74.00	16.48	Horizontal
Detector: Average Value						
Frequency (MHz)	Read Level (dB $\mu$ V)	Factor (dB)	Level (dB $\mu$ V/m)	Limit (dB $\mu$ V/m)	Margin (dB)	Polarization
11490.00	44.40	7.35	51.75	54.00	2.25	Vertical
11490.00	43.58	7.35	50.93	54.00	3.07	Horizontal
Test channel: Middle channel						
Detector: Peak Value						
Frequency (MHz)	Read Level (dB $\mu$ V)	Factor (dB)	Level (dB $\mu$ V/m)	Limit (dB $\mu$ V/m)	Margin (dB)	Polarization
11570.00	50.01	6.94	56.95	74.00	17.05	Vertical
11570.00	50.18	6.94	57.12	74.00	16.88	Horizontal
Detector: Average Value						
Frequency (MHz)	Read Level (dB $\mu$ V)	Factor (dB)	Level (dB $\mu$ V/m)	Limit (dB $\mu$ V/m)	Margin (dB)	Polarization
11570.00	44.05	6.94	50.99	54.00	3.01	Vertical
11570.00	43.35	6.94	50.29	54.00	3.71	Horizontal
<b>Remark:</b>						
1. Level = Read level + Factor.						
2. Test Frequency up to 40GHz, and the emission levels of other frequencies are lower than the limit 20dB, not show in test report.						

Test channel: Highest channel						
Detector: Peak Value						
Frequency (MHz)	Read Level (dBμV)	Factor (dB)	Level (dBμV/m)	Limit (dBμV/m)	Margin (dB)	Polarization
5850.00	39.44	19.10	58.54	122.20	63.66	Vertical
5855.00	39.26	19.12	58.38	110.80	52.42	Vertical
5875.00	38.71	19.23	57.94	105.20	47.26	Vertical
5925.00	39.15	19.39	58.54	68.20	9.66	Vertical
11650.00	49.30	7.04	56.34	74.00	17.66	Vertical
5850.00	39.57	19.10	58.67	122.20	63.53	Horizontal
5855.00	38.77	19.12	57.89	110.80	52.91	Horizontal
5875.00	38.72	19.23	57.95	105.20	47.25	Horizontal
5925.00	39.11	19.39	58.50	68.20	9.70	Horizontal
11650.00	49.77	7.04	56.81	74.00	17.19	Horizontal
Detector: Average Value						
Frequency (MHz)	Read Level (dBμV)	Factor (dB)	Level (dBμV/m)	Limit (dBμV/m)	Margin (dB)	Polarization
11650.00	44.51	7.04	51.55	54.00	2.45	Vertical
11650.00	43.45	7.04	50.49	54.00	3.51	Horizontal
<b>Remark:</b>						
1. Level = Read level + Factor.						
2. Test Frequency up to 40GHz, and the emission levels of other frequencies are lower than the limit 20dB, not show in test report.						

Band 4: 5725 MHz - 5825 MHz, 802.11ax-HE40						
Test channel: Lowest channel						
Detector: Peak Value						
Frequency (MHz)	Read Level (dBμV)	Factor (dB)	Level (dBμV/m)	Limit (dBμV/m)	Margin (dB)	Polarization
5650.00	39.62	18.87	58.49	68.20	9.71	Vertical
5700.00	40.02	19.05	59.07	105.20	46.13	Vertical
5720.00	41.41	19.00	60.41	110.80	50.39	Vertical
5725.00	43.92	18.99	62.91	122.20	59.29	Vertical
11510.00	49.32	7.33	56.65	74.00	17.35	Vertical
5650.00	40.82	18.87	59.69	68.20	8.51	Horizontal
5700.00	40.88	19.05	59.93	105.20	45.27	Horizontal
5720.00	51.42	19.00	70.42	110.80	40.38	Horizontal
5725.00	49.40	18.99	68.39	122.20	53.81	Horizontal
11510.00	49.96	7.33	57.29	74.00	16.71	Horizontal
Detector: Average Value						
Frequency (MHz)	Read Level (dBμV)	Factor (dB)	Level (dBμV/m)	Limit (dBμV/m)	Margin (dB)	Polarization
11510.00	44.32	7.33	51.65	54.00	2.35	Vertical
11510.00	43.69	7.33	51.02	54.00	2.98	Horizontal
Test channel: Highest channel						
Detector: Peak Value						
Frequency (MHz)	Read Level (dBμV)	Factor (dB)	Level (dBμV/m)	Limit (dBμV/m)	Margin (dB)	Polarization
5850.00	39.37	19.10	58.47	122.20	63.73	Vertical
5855.00	39.35	19.12	58.47	110.80	52.33	Vertical
5875.00	39.44	19.23	58.67	105.20	46.53	Vertical
5925.00	39.17	19.39	58.56	68.20	9.64	Vertical
11590.00	49.39	6.80	56.19	74.00	17.81	Vertical
5850.00	39.63	19.10	58.73	122.20	63.47	Horizontal
5855.00	39.72	19.12	58.84	110.80	51.96	Horizontal
5875.00	38.85	19.23	58.08	105.20	47.12	Horizontal
5925.00	39.10	19.39	58.49	68.20	9.71	Horizontal
11590.00	50.42	6.80	57.22	74.00	16.78	Horizontal
Detector: Average Value						
Frequency (MHz)	Read Level (dBμV)	Factor (dB)	Level (dBμV/m)	Limit (dBμV/m)	Margin (dB)	Polarization
11590.00	44.34	6.80	51.14	54.00	2.86	Vertical
11590.00	43.96	6.80	50.76	54.00	3.24	Horizontal
<b>Remark:</b>						
1. Level = Read level + Factor.						
2. Test Frequency up to 40GHz, and the emission levels of other frequencies are lower than the limit 20dB, not show in test report.						



Band 4: 5725 MHz - 5825 MHz, 802.11ax-HE80						
Test channel: Middle channel						
Detector: Peak Value						
Frequency (MHz)	Read Level (dB $\mu$ V)	Factor (dB)	Level (dB $\mu$ V/m)	Limit (dB $\mu$ V/m)	Margin (dB)	Polarization
5650.00	40.21	18.87	59.08	68.20	9.12	Vertical
5700.00	40.65	19.05	59.70	105.20	45.50	Vertical
5720.00	41.42	19.00	60.42	110.80	50.38	Vertical
5725.00	43.82	18.99	62.81	122.20	59.39	Vertical
5850.00	39.26	19.10	58.36	122.20	63.84	Vertical
5855.00	40.75	19.12	59.87	110.80	50.93	Vertical
5875.00	39.13	19.23	58.36	105.20	46.84	Vertical
5925.00	38.94	19.39	58.33	68.20	9.87	Vertical
11550.00	49.48	7.07	56.55	74.00	17.45	Vertical
5650.00	41.42	18.87	60.29	68.20	7.91	Horizontal
5700.00	45.10	19.05	64.15	105.20	41.05	Horizontal
5720.00	48.62	19.00	67.62	110.80	43.18	Horizontal
5725.00	49.02	18.99	68.01	122.20	54.19	Horizontal
5850.00	45.54	19.10	64.64	122.20	57.56	Horizontal
5855.00	47.72	19.12	66.84	110.80	43.96	Horizontal
5875.00	40.36	19.23	59.59	105.20	45.61	Horizontal
5925.00	39.22	19.39	58.61	68.20	9.59	Horizontal
11550.00	50.37	7.07	57.44	74.00	16.56	Horizontal
Detector: Average Value						
Frequency (MHz)	Read Level (dB $\mu$ V)	Factor (dB)	Level (dB $\mu$ V/m)	Limit (dB $\mu$ V/m)	Margin (dB)	Polarization
11550.00	44.87	7.07	51.94	54.00	2.06	Vertical
11550.00	43.89	7.07	50.96	54.00	3.04	Horizontal

**Remark:**

1. Level = Read level + Factor.
2. Test Frequency up to 40GHz, and the emission levels of other frequencies are lower than the limit 20dB, not show in test report.

Test channel: Highest channel						
Detector: Peak Value						
Frequency (MHz)	Read Level (dB $\mu$ V)	Factor (dB)	Level (dB $\mu$ V/m)	Limit (dB $\mu$ V/m)	Margin (dB)	Polarization
5850.00	40.15	19.10	59.25	122.20	62.95	Vertical
5855.00	39.29	19.12	58.41	110.80	52.39	Vertical
5875.00	39.18	19.23	58.41	105.20	46.79	Vertical
5925.00	39.60	19.39	58.99	68.20	9.21	Vertical
11650.00	52.23	7.04	59.27	74.00	14.73	Vertical
5850.00	42.70	19.10	61.80	122.20	60.40	Horizontal
5855.00	40.83	19.12	59.95	110.80	50.85	Horizontal
5875.00	39.85	19.23	59.08	105.20	46.12	Horizontal
5925.00	38.98	19.39	58.37	68.20	9.83	Horizontal
11650.00	50.67	7.04	57.71	74.00	16.29	Horizontal
Detector: Average Value						
Frequency (MHz)	Read Level (dB $\mu$ V)	Factor (dB)	Level (dB $\mu$ V/m)	Limit (dB $\mu$ V/m)	Margin (dB)	Polarization
11650.00	41.91	7.04	48.95	54.00	5.05	Vertical
11650.00	42.96	7.04	50.00	54.00	4.00	Horizontal
<b>Remark:</b>						
1. Level = Read level + Factor.						
2. Test Frequency up to 40GHz, and the emission levels of other frequencies are lower than the limit 20dB, not show in test report.						

**Simultaneous TX:**

Test mode
TM1: BT Link + 5G Wi-Fi Link + GSM 850
TM2: BT Link + 5G Wi-Fi Link + PCS 1900
TM3: BT Link + 5G Wi-Fi Link + WCDMA II
TM4: BT Link + 5G Wi-Fi Link + WCDMA IV
TM5: BT Link + 5G Wi-Fi Link + WCDMA V
TM6: BT Link + 5G Wi-Fi Link + LTE Band 2
TM7: BT Link + 5G Wi-Fi Link + LTE Band 4
TM8: BT Link + 5G Wi-Fi Link + LTE Band 5
TM9: BT Link + 5G Wi-Fi Link + LTE Band 7
TM10: BT Link + 5G Wi-Fi Link + LTE Band 12
TM11: BT Link + 5G Wi-Fi Link + LTE Band 17
TM12: BT Link + 5G Wi-Fi Link + LTE Band 26
TM13: BT Link + 5G Wi-Fi Link + LTE Band 38
TM14: BT Link + 5G Wi-Fi Link + LTE Band 41
TM15: BT Link + 5G Wi-Fi Link + NR n5
TM16: BT Link + 5G Wi-Fi Link + NR n41
TM17: BT Link + 5G Wi-Fi Link + NR n77
TM18: BT Link + 5G Wi-Fi Link + NR n78
TM19: 2.4 G Wi-Fi Link + 5G Wi-Fi Link + GSM 850
TM20: 2.4 G Wi-Fi + 5G Wi-Fi Link + PCS 1900
TM21: 2.4 G Wi-Fi + 5G Wi-Fi Link + WCDMA II
TM22: 2.4 G Wi-Fi + 5G Wi-Fi Link + WCDMA IV
TM23: 2.4 G Wi-Fi + 5G Wi-Fi Link + WCDMA V
TM24: 2.4 G Wi-Fi + 5G Wi-Fi Link + LTE Band 2
TM25: 2.4 G Wi-Fi + 5G Wi-Fi Link + LTE Band 4
TM26: 2.4 G Wi-Fi + 5G Wi-Fi Link + LTE Band 5
TM27: 2.4 G Wi-Fi + 5G Wi-Fi Link + LTE Band 7
TM28: 2.4 G Wi-Fi + 5G Wi-Fi Link + LTE Band 12
TM29: 2.4 G Wi-Fi + 5G Wi-Fi Link + LTE Band 17
TM30: 2.4 G Wi-Fi + 5G Wi-Fi Link + LTE Band 26
TM31: 2.4 G Wi-Fi + 5G Wi-Fi Link + LTE Band 38
TM32: 2.4 G Wi-Fi + 5G Wi-Fi Link + LTE Band 41
TM33: 2.4 G Wi-Fi + 5G Wi-Fi Link + NR n5
TM34: 2.4 G Wi-Fi + 5G Wi-Fi Link + NR n41
TM35: 2.4 G Wi-Fi + 5G Wi-Fi Link + NR n77
TM36: 2.4 G Wi-Fi + 5G Wi-Fi Link + NR n78

Note:

1. BT test includes BLE
2. Per-Scan all test mode found TM19 was worst case mode, the report only reflects the worst mode

TM19: 5150 MHz - 5350 MHz, 802.11ax-HE160-MIMO						
Test channel: Middle channel						
Detector: Peak Value						
Frequency (MHz)	Read Level (dBμV)	Factor (dB)	Level (dBμV/m)	Limit (dBμV/m)	Margin (dB)	Polarization
5150.00	34.63	15.49	50.12	74.00	23.88	Vertical
5350.00	35.86	16.44	52.30	74.00	21.7	Vertical
10500.00	50.67	6.39	57.06	68.20	11.14	Vertical
5150.00	33.97	15.49	49.46	74.00	24.54	Horizontal
5350.00	34.36	16.44	50.80	74.00	23.2	Horizontal
10500.00	52.38	6.39	58.77	68.20	9.43	Horizontal
Detector: Average Value						
Frequency (MHz)	Read Level (dBμV)	Factor (dB)	Level (dBμV/m)	Limit (dBμV/m)	Margin (dB)	Polarization
5150.00	27.96	15.49	43.45	54.00	10.55	Vertical
5350.00	27.87	16.44	44.31	54.00	9.69	Vertical
5150.00	27.35	15.49	42.84	54.00	11.16	Horizontal
5350.00	28.06	16.44	44.50	54.00	9.5	Horizontal
<b>Remark:</b>						
1. Level = Read level + Factor.						
2. Test Frequency up to 40GHz, and the emission levels of other frequencies are lower than the limit 20dB, not show in test report.						

-----End of report-----