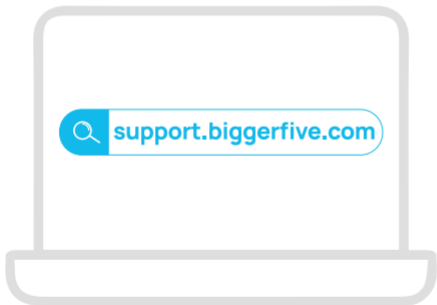


Fitness Tracker Watch
VIGOR 2
Quick Start Guide



1

FAQ





2

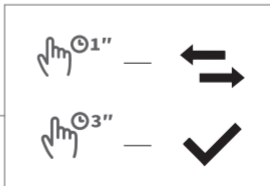
EN Touch Key

DE Touch-Taste

FR Touche Tactile

IT Tasto Sfiornamento

ES Tecla Táctil





3

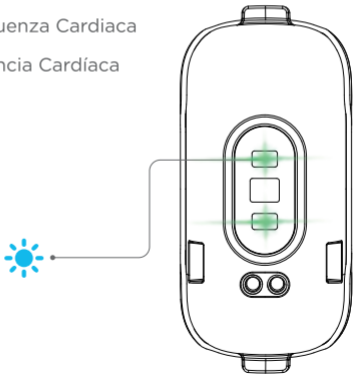
EN Heart Rate LED

DE Herzfrequenz-LED

FR LED Rythme Cardiaque

IT LED della Frequenza Cardiaca

ES LED de Frecuencia Cardíaca





4

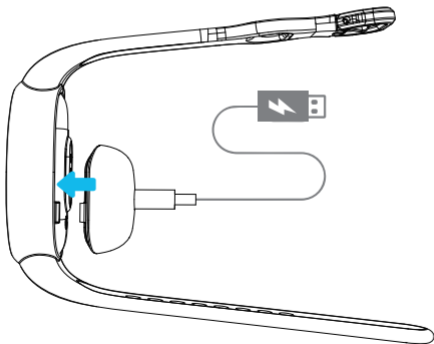
EN Charge

DE Aufladen

FR Mise en Charge

IT In Carica

ES Cargando





5


EN Download APP

DE Lade APP Herunter

FR Télécharger APP

IT Scarica APP

ES Descargar APP





6

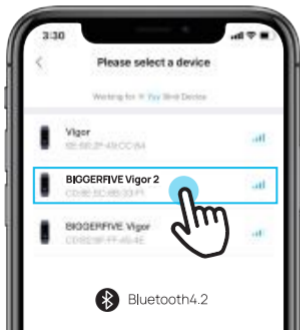
EN Pair

DE Paar

FR Paire

IT Partita

ES Par





EN Activity Tracking

DE Aktivitätsverfolgung

FR Suivi d'activité

IT Monitoraggio Attività

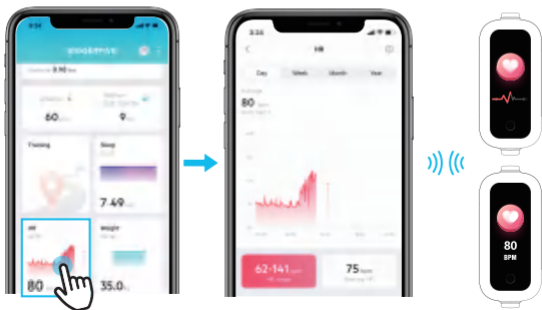
ES Seguimiento de Actividad





8

- EN** Heart Rate Monitoring
- DE** Herzfrequenzüberwachung
- FR** Moniteur de Fréquence Cardiaque
- IT** Monitoraggio della Frequenza Cardiaca
- ES** Monitoreo de Frecuencia Cardíaca

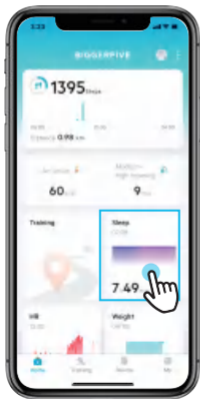




9

EN Sleep Tracking **DE** Schlafverfolgung **FR** Suivi du Sommeil

IT Monitoraggio del Sonno **ES** Seguimiento del Sueño





10

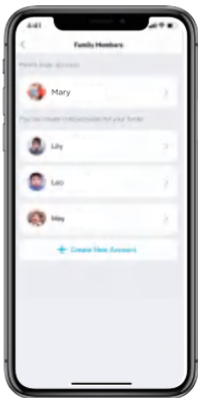
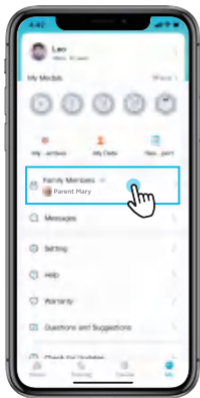
EN Family Account

DE Familienkonto

FR Compte Famille

IT TConto Famiglia

ES Cuenta Familiar





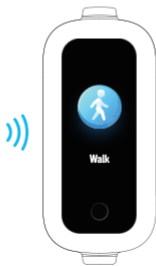
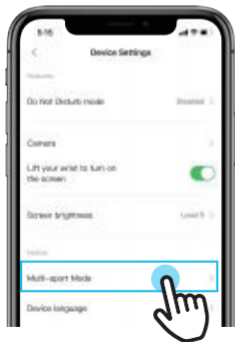
EN Multi-sport Modes

DE Mehrere Sportmodi

IT Modalità Sport Multiplo

FR Mode Multisports

ES Modo Deportivo Múltiple






EN Multiple Watch Faces

DE Mehrere Zifferblätter

FR Cadrans de Montre Multiples

IT Più Quadranti Dell'orologio

ES Múltiples Esferas de Reloj





13


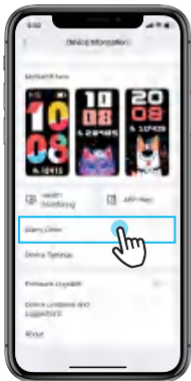
EN Alarm Clock

DE Wecker

FR Réveil

IT Sveglia

ES Despertador





14

Model	BF200	Screen Type	0.96 " TFT-LCD
Battery Capacity	90mAh	Charging Voltage	5V±0.2V
Charging Time	About 2 Hours	Battery Life	5-7 Days
Waterproof	IP68	Weight of Product	21.3g
Operating Temperature	0°C-60°C	Bluetooth Version	BLE4.2
Product Frequency	2402-2480MHZ	FCC-ID	2A2Z2-VIGOR2

FCC Requirement

Changes or modifications not expressly approved by the party responsible for compliance could void the user's authority to operate the equipment.

This device complies with Part 15 of the FCC Rules. Operation is subject to the following two conditions:

- (1) this device may not cause harmful interference, and
- (2) this device must accept any interference received, including interference that may cause undesired operation.

Note: This equipment has been tested and found to comply with the limits for a Class B digital device, pursuant to Part 15 of the FCC Rules. These limits are designed to provide reasonable protection against harmful interference in a residential installation. This equipment generates, uses, and can radiate radio frequency energy, and if not installed and used in accordance with the instructions, may cause harmful interference to radio communications. However, there is no guarantee that interference will not occur in a particular installation. If this equipment does cause harmful interference to radio or television reception, which can be determined by turning the equipment off and on, the user is encouraged to try to correct the interference by one or more of the following measures:

- Reorient or relocate the receiving antenna.
- Increase the separation between the equipment and receiver.
- Connect the equipment into an outlet on a circuit different from that to which the receiver is connected.
- Consult the dealer or an experienced radio/TV technician for help.



EN For FAQs and more information, please visit:

DE FAQs und weitere Informationen finden Sie unter:

FR Pour la FAQ et plus d'informations, veuillez visiter:

IT Per domande frequenti e ulteriori informazioni, visitare:

ES Para preguntas frecuentes y más información, visite:

support.biggerfive.com

