




1				2		3		4		5		6										
受控	试制	开模	打样																			
✓																						
A														A								
尺寸:282*209MM 材质:128G铜版纸																						
B															B							
C															C							
D	公差 (C)				序号	更改事项	日期	深圳市福瑞斯健康科技有限公司				产品材质		产品型号	P62C	D						
	尺寸范围	A	B	C										产品名称	按摩靠枕							
												设计/ 时间	钟建辉 07-28	实验室 时间			单位	mm	重量		物料编码	2. 01. 12. MAP62C00-01
												审核/ 时间		核准/ 时间			版本	A/0	比例		零件名称	说明书
														视角			零件图号	2021-316A				
	1		2		3		4		5		6											

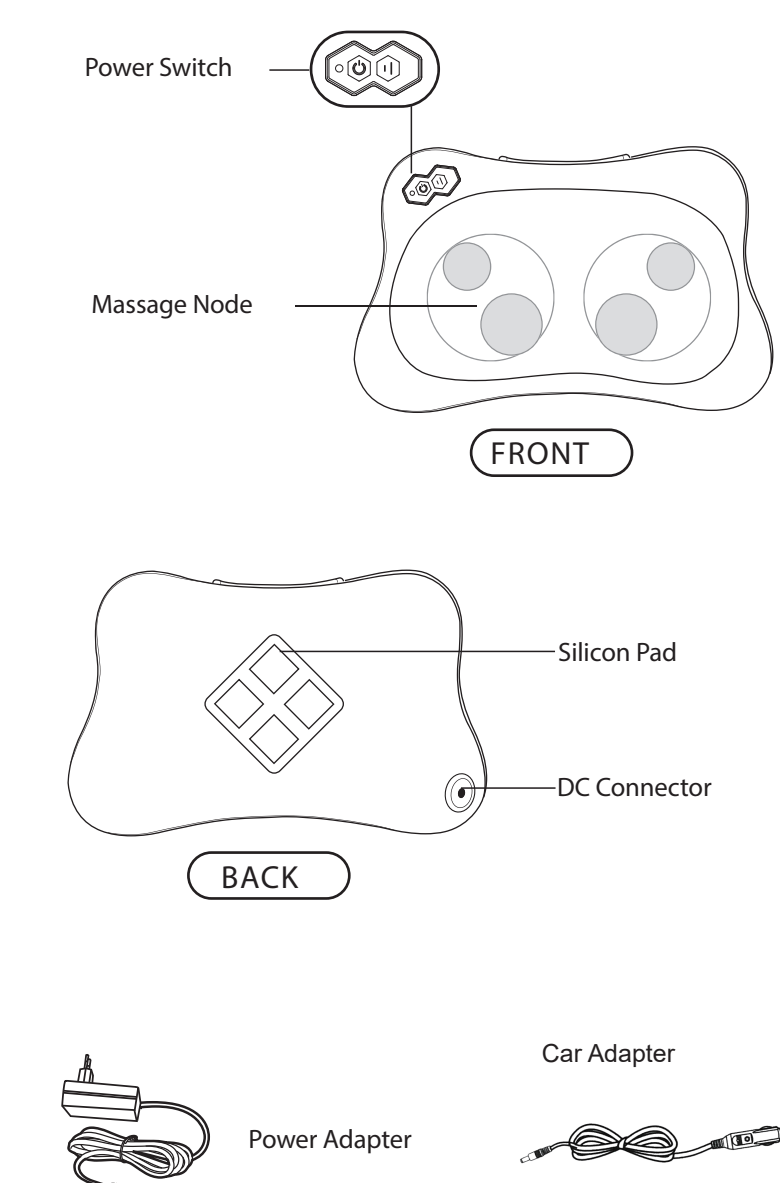


Contents	
Safety Instructions	1-4
Product Diagram	5
Operating Instructions	6-7
Cleaning & Maintenance	7
Specifications	7
Battery Disposal	8
Troubleshooting	9

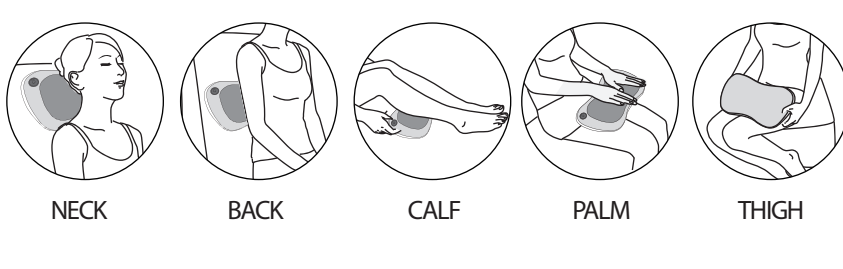
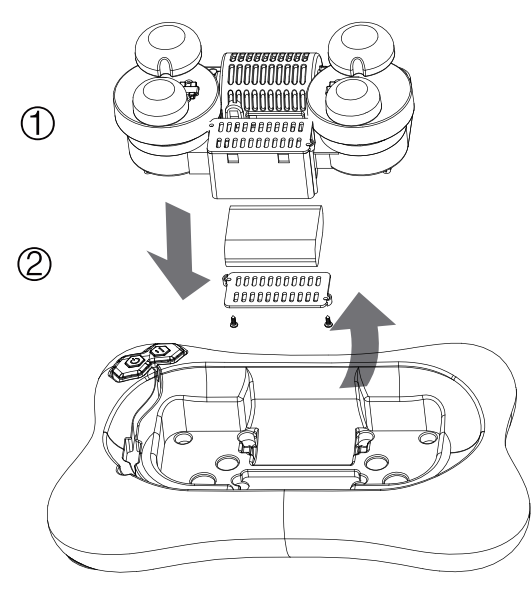
1

2

12. Use this massager only for its intended use as described in this manual. Do not use attachments not recommended by the manufacturer.	12. Do not use an appliance that is damaged or modified. Damaged or modified appliances may exhibit unpredictable behavior resulting in fire, explosion or risk of injury.
13. The massager must only be supplied by a safe low voltage corresponding to the marking on the product.	13. Do not expose a battery pack or appliance to fire or excessive temperature. Exposure to fire or temperature above 130°C may cause explosion.
14. The massager is only to be used with the power supply unit provided.	14. Follow all charging instructions and do not charge the battery pack or appliance outside of the temperature range specified in the instructions. Charging improperly or at temperatures outside of the specified range may damage the battery and increase the risk of fire.
15. Close supervision is necessary when this appliance is used by, on, or near children, invalids, or disabled persons.	15. Have servicing performed by a qualified repair person using only identical replacement parts. This will ensure that the safety of the product is maintained.
16. As the surface of this product may get hot, those who are sensitive to heat should pay extra attention while using it to avoid minor burns.	16. Do not modify or attempt to repair the appliance except as indicated in the instructions for use and care.
17. This massager contains batteries that are non-replaceable.	17. Do not charge the massager in an environment where temperature is below 0 °C/32°F or above 40°C/104°F. Charging improperly or at temperatures outside of the specified range may damage the battery and increase the risk of fire.
18. For the purpose of recharging the battery, only use the detachable supply unit provided with this massager.	18. Do not use the massager in an environment where the temperature is higher than 50°C/122°F.
<p>* If you fall under any of the following categories, it is recommended that you consult a physician prior to use:</p> <ol style="list-style-type: none"><li>1. If you are susceptible to electromagnetic malfunctions such as cardiac pacemakers and implantable medical electronic devices.</li><li>2. If you have an inhibited sense of temperature.</li><li>3. If you have malignant tumor(s).</li><li>4. If you have heart disease.</li><li>5. If you are diabetic.</li><li>6. If you have scarring or tissue damage or have recently had surgery.</li><li>7. Do not operate where aerosol (spray) products are being used or where oxygen is being administered.</li><li>8. To disconnect, turn all controls to the off position, then remove plug from outlet.</li><li>9. Prevent unintentional starting. Ensure the switch is in the off position before connecting to battery pack, picking up or carrying the appliance. Carrying the appliance with your finger on the switch or energizing appliance that have the switch on invites accidents.</li><li>10. Recharge only with the charger specified by the manufacturer. A charger that is suitable for one type of battery pack may create a risk of fire when used with another battery pack.</li><li>11. Under abusive conditions, liquid may be ejected from the battery; avoid contact. If contact accidentally occurs, flush with water. If liquid contacts eyes, additionally seek medical help. Liquid ejected from the battery may cause irritation or burns.</li></ol>	<p><b>SAVE THESE INSTRUCTIONS</b></p> <p>Certificate chargers list Xiamen Innov Electronics Tech Co., Ltd. IVP1300-1800 Xiamen Eahunt Electronics Co., Ltd. E27-1300-1800PU Guangdong Shanmusen Technology Co., Ltd. SMS-01130180-S20</p> <div><div><p>The massager is not to be used for commercial use or medical purposes. If you have health concerns, consult your doctor before using this product. Do not use the massager in damp rooms (e.g. when bathing or showering)</p></div><div><ul style="list-style-type: none"><li>• Do not put in the washing machine.</li><li>• Do not dry clean!</li></ul></div></div>
3	4

<p><b>USER MANUAL INSERTS FOR PART 15</b></p> <p>Warning: Changes or modifications to this unit not expressly approved by the party responsible for compliance could void the user's authority to operate the equipment.</p> <p>NOTE: This equipment has been tested and found to comply with the limits for a Class B digital device, pursuant to Part 15 of the FCC Rules. These limits are designed to provide reasonable protection against harmful interference in a residential installation. This equipment generates, uses and can radiate radio frequency energy and, if not installed and used in accordance with the instructions, may cause harmful interference to radio communications.</p> <p>However, there is no guarantee that interference will not occur in a particular installation. If this equipment does cause harmful interference to radio or television reception, which can be determined by turning the equipment off and on, the user is encouraged to try to correct the interference by one or more of the following measures:</p> <ul style="list-style-type: none"><li><input type="checkbox"/> Reorient or relocate the receiving antenna.</li><li><input type="checkbox"/> Increase the separation between the equipment and receiver.</li><li><input type="checkbox"/> Connect the equipment into an outlet on a circuit different from that to which the receiver is connected.</li><li><input type="checkbox"/> Consult the dealer or an experienced radio/TV technician for help.</li></ul> <p>This device complies with Part 15 of the FCC Rules. Operation is subject to the following two conditions:</p> <ol style="list-style-type: none"><li>(1) this device may not cause harmful interference, and</li><li>(2) this device must accept any interference received, including interference that may cause undesired operation.</li></ol>	<p><b>USER MANUAL FOR IC</b></p> <p>This device contains licence-exempt transmitter(s)/receiver(s) that comply with Innovation, Science and Economic Development Canada's licence-exempt RSS(s). Operation is subject to the following two conditions:</p> <ol style="list-style-type: none"><li>1. This device may not cause interference.</li><li>2. This device must accept any interference, including interference that may cause undesired operation of the device.</li></ol> <p>L'émetteur/récepteur exempt de licence contenu dans le présent appareil est conforme aux CNR d'Innovation, Sciences et Développement économique Canada applicables aux appareils radio exempts de licence. L'exploitation est autorisée aux deux conditions suivantes:</p> <ol style="list-style-type: none"><li>1. L'appareil ne doit pas produire de brouillage;</li><li>2. L'appareil doit accepter tout brouillage radioélectrique subi, même si le brouillage est susceptible d'en compromettre le fonctionnement.</li></ol>
5	6

<p><b>PRODUCT DIAGRAM</b></p> 	<p><b>OPERATING INSTRUCTIONS</b></p> <p>Ensure the device is charged and ready for use.</p> <p>Power Switch Button:  Press it once, the product will start its kneading massage and heat therapy for 20 minutes. Press it again, the product will stop its heat therapy while the kneading massage continues. Press for 3 seconds to stop massage session and all functions.</p> <p>Speed Button:  When the product is turned on, the speed will be on the highest level. Press once to adjust to a lower speed and continue pressing until the desired speed is reached.</p> <p>Bluetooth® : The GLOW massage pillow has a Bluetooth function that can connect to the Addaday App. When the Bluetooth is successfully connected, the indicator light will be ON after blinking for 10 seconds.</p> <p>Using Bluetooth connectivity, the Addaday App enables you to:</p> <ol style="list-style-type: none"><li>1. Turn the heating function ON/OFF.</li><li>2. Select the Low/High/Auto massage options.</li><li>3. Check your massage device usage history.</li></ol> <p>Charging: Only use the approved charger that came with your device. The battery light will glow red while charging and green once the battery is fully charged. When the product is not use, it should be unplugged.</p>
7	8

<p><b>MESSAGE POSITION</b></p>  <p><b>To clean and maintain the product</b></p> <ol style="list-style-type: none"><li>1. Cleaning Before cleaning, be sure that the power switch is in the off position and the device is unplugged from its power source. Use a dry cloth to clean the product.</li><li>2. Maintenance Keep the product clean and away from damp or wet environments.</li></ol> <p>Attention Please do not use benzene or thinner and other aggressive detergents to clean the product or it may fade.</p> <p><b>PRODUCT SPECIFICATIONS</b></p> <table><tr><td>Item Code:</td><td>BI068095</td></tr><tr><td>Product Name</td><td>GLOW</td></tr><tr><td>Rated Input:</td><td>13V ~ 1.8A</td></tr><tr><td>Power Consumption</td><td>23.4W</td></tr><tr><td>Default Time</td><td>20 mins</td></tr><tr><td>Battery Specifications</td><td>11.1V ~ 1800mAh</td></tr></table>	Item Code:	BI068095	Product Name	GLOW	Rated Input:	13V ~ 1.8A	Power Consumption	23.4W	Default Time	20 mins	Battery Specifications	11.1V ~ 1800mAh	<p><b>REMOVING THE BUILT-IN RECHARGEABLE BATTERY</b></p> <p>Remove the built-in battery when disposing of the massager.</p> <ul style="list-style-type: none"><li>• Please make sure that the battery is disposed of at a qualified disposal location. The instructions and graphic below are intended only for guidance on massager disposal; it is not intended to be used for repairs.</li></ul> <p>Dismantling the appliance yourself is not recommended as it may cause damage or malfunctions and will void the warranty.</p> <ul style="list-style-type: none"><li>• Unplug the AC adapter from the appliance before disassembling it.</li><li>• Turn on the power and then keep the power on until the battery is completely discharged.</li><li>• Perform steps ① to ② and lift the battery, and then remove it.</li></ul> 
Item Code:	BI068095												
Product Name	GLOW												
Rated Input:	13V ~ 1.8A												
Power Consumption	23.4W												
Default Time	20 mins												
Battery Specifications	11.1V ~ 1800mAh												
9	10												

## TROUBLESHOOTING

Problem	Cause	Solution
Unable to start the device.	The cord is not connected properly.	Push in the cord harder until you heard a "click".
	The device is plugged in and charging.	Unplug the device from power source.
The appliance stops during use.	The battery has run down.	Recharge with the AC adaptor.
	The appliance automatically stops after approximately 20 minutes.	This does not indicate a problem.
The main unit does not heat up.	The appliance may not work beyond the recommended temperature.	Use under the recommended temperature of 59 °F - 95 °F

If you still have problems after trying the solutions above, please contact [addaday@addaday.com](mailto:addaday@addaday.com)