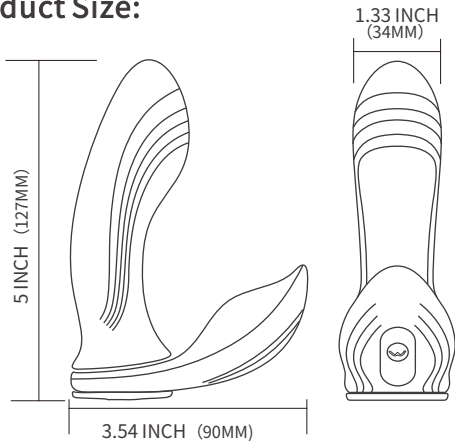
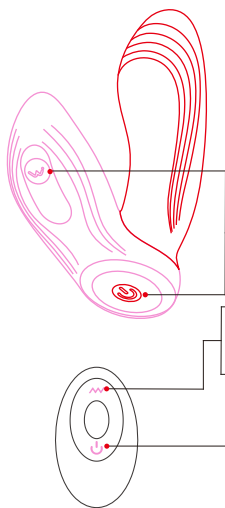


Instruction Manual

Product Size:



Operation Guide:

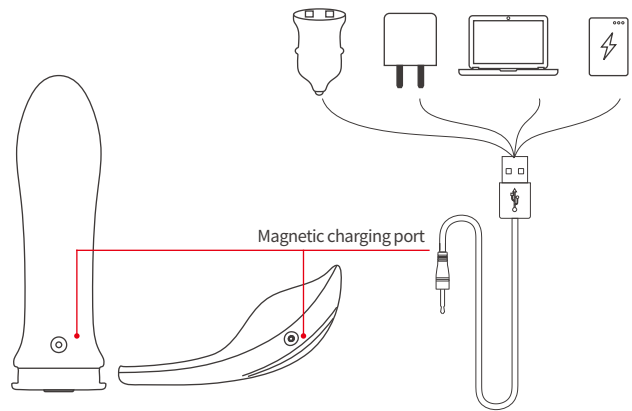


- Long press " ~~~ , ⏻ " for 1.5 seconds to control the product On/Off function.
 - In the open state, short press the " ~~~ , ⏻ " to change the vibration modes.
 - ★ The two parts of the massager can be used separately.
- When the massager is on, short press the " ~~~ " can remotely switch vibration model.
- Press and hold the " ~~~ " for 1.5 seconds to reset the vibrator.
- When the massager is on, long press " ⏻ " 1.5 seconds to control the product on/off function.

How to Play:



Charging Instructions:



Kind tips

1. Please use a power adapter below 5V.
2. If it has not been used for more than 3 months, please keep it charged and stored.

Cleaning And Storage:

1. Please clean the toy with warm water before and after using.
2. Organic cleaner that contains alcohol, gasoline or acetone is prohibited to clean the toy.
3. Keep the toy dry and avoid direct sunlight.

Safety:

1. Keep the toy away from children.
2. Recommended to use it with lubricants.
3. Stop using if the toy make you feel uncomfortable.
4. Do not use in an environment over 75°C.

This device complies with part 15 of the FCC Rules. Operation is subject to the following two conditions: (1) This device may not cause harmful interference, and (2) this device must accept any interference received, including interference that may cause undesired operation

Material: Medical grade silicone + ABS

Function modes: 10 modes

Charging time: 1.5H

Using time: 1.5H

Waterproof grade: IPX6

Rated voltage: 3.7V



Made in China

This device complies with Part 15 of the FCC Rules. Operation is subject to the following two conditions: (1) this device may not cause harmful interference, and (2) this device must accept any interference received, including interference that may cause undesired operation

NOTE: This equipment has been tested and found to comply with the limits for a Class B digital device, pursuant to Part 15 of the FCC Rules. These limits are designed to provide reasonable protection against harmful interference in a residential installation. This equipment generates, uses and can radiate radio frequency energy and, if not installed and used in accordance with the instructions, may cause harmful interference to radio communications. However, there is no guarantee that interference will not occur in a particular installation.

If this equipment does cause harmful interference to radio or television reception, which can be determined by turning the equipment off and on, the user is encouraged to try to correct the interference by one or more of the following measures:

- Reorient or relocate the receiving antenna.
- Increase the separation between the equipment and receiver.
- Connect the equipment into an outlet on a circuit different from that to which the receiver is connected.
- Consult the dealer or an experienced radio/TV technician for help.

Warning: changes or modifications not expressly approved by the party responsible for compliance could void the user's authority to operate the equipment

The device has been evaluated to meet general RF exposure requirements, the device can be used in portable exposure condition without restriction