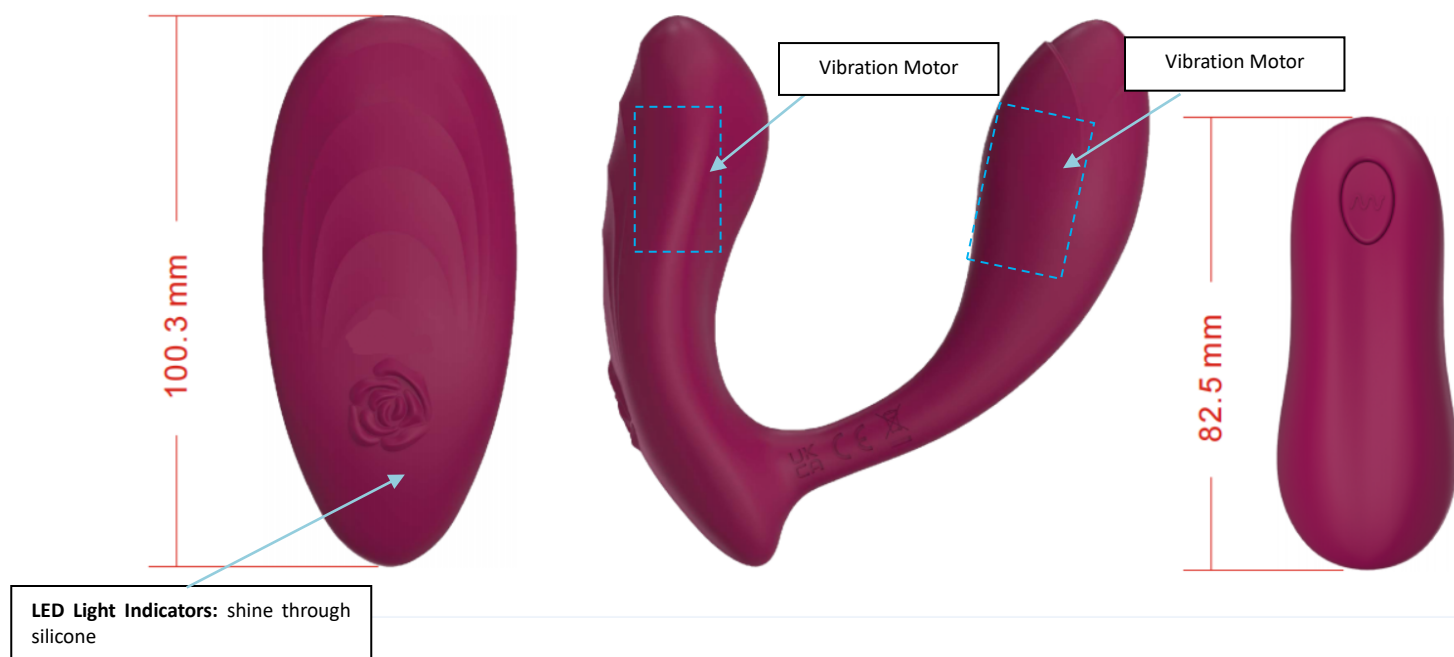


User's Manual for 558559



** GENERAL PRODUCT INFORMATION **

- Materials: Liquid Silicone
- DC (pin) Rechargeable
- Vibration Function: 10 modes (3 speeds + 7 patterns)


** IMPORTANT NOTICE FOR INITIAL USE **


- Make sure the product is 100% dry before charging.
- Before first use, the vibrator needs to be charged between 4-6 hours using the designated DC charging cable (included).
- Normal Charging Time after the first use: 2 ~3 hours
- Indicator light on power button blinks: indicates that device is charging
- Indicator light steadily on: indicates that device is fully charged
- The Vibrator will run for 60 minutes on highest speed


** OPERATING INSTRUCTIONS **

a. Operating the Wearable Panty Vibrator through its own buttons

- **To turn on toy & start the Vibration Function:**


Press and hold  button for 2 seconds, Wearable Panty Vibrator does not start working, pink LED light is on. You're now on StandBy mode.



Short Press  button to cycle between 3 speeds + 7 patterns, pink LED light is constantly on while vibration function is working.



Press and hold  button for 2 seconds to stop vibration function, and the Wearable Panty Vibrator is turn off, pink LED light is also off.


b. Operating the Wearable Panty Vibrator through PAIR MODE (Wearable Panty Vibrator and remote work as a pair)

● **To start & operate the Vibration Function:**

First, press and hold  button on Wearable Panty Vibrator for 2 seconds, white LED light is on. You're now on StandBy mode.

Short press  button on the remote to start vibration function and continue pressing the  button on the remote to cycle between 3 speeds + 7 patterns.

Press and hold  button on the remote for 2 seconds, The toy will back to StandBy mode. Then Short press  button on the remote to start vibration at speed 1.

Press and hold  button for 2 seconds to stop vibration function, and the Wearable Panty Vibrator is turn off, pink LED light is also off.

This device complies with part 15 of the FCC Rules. Operation is subject to the following two conditions: (1) This device may not cause harmful interference, and (2) this device must accept any interference received, including interference that may cause undesired operation.

Any Changes or modifications not expressly approved by the party responsible for compliance could void the user's authority to operate the equipment.

Note: This equipment has been tested and found to comply with the limits for a Class B digital device, pursuant to part 15 of the FCC Rules. These limits are designed to provide reasonable protection against harmful interference in a residential installation. This equipment generates uses and can radiate radio frequency energy and, if not installed and used in accordance with the instructions, may cause harmful interference to radio communications. However, there is no guarantee that interference will not occur in a particular installation. If this equipment does cause harmful interference to radio or television reception, which can be determined by turning the equipment off and on, the user is encouraged to try to correct the interference by one or more of the following measures:

- Reorient or relocate the receiving antenna.
- Increase the separation between the equipment and receiver.
- Connect the equipment into an outlet on a circuit different from that to which the receiver is connected.
- Consult the dealer or an experienced radio/TV technician for help.

RF warning for Portable device: The device has been evaluated to meet general RF exposure requirement. The device can be used in portable exposure condition without restriction.