

# Red100

## Beacon Smart LED bulb



# Warning

## **FCC Statement**

Any Changes or modifications not expressly approved by the party responsible for compliance could void the user's authority to operate the equipment.

This device complies with part 15 of the FCC Rules. Operation is subject to the following two conditions:

- (1) This device may not cause harmful interference, and
- (2) This device must accept any interference received, including interference that may cause undesired operation.

## **FCC Radiation Exposure Statement:**

This equipment complies with FCC radiation exposure limits set forth for an uncontrolled environment .This equipment should be installed and operated with minimum distance 20cm between the radiator& your body.

## **ISED RSS Warning/ISED RF Exposure Statement**

### **ISED RSS Warning:**

This device complies with Innovation, Science and Economic Development Canada licence-exempt RSS standard(s). Operation is subject to the following two conditions: (1) this device may not cause interference, and (2) this device must accept any interference, including interference that may cause undesired operation of the device.

Le présent appareil est conforme aux CNR d'ISED applicables aux appareils radio exempts de licence. L'exploitation est autorisée aux deux conditions suivantes:

- (1) l'appareil ne doit pas produire de brouillage, et
- (2) l'utilisateur de l'appareil doit accepter tout brouillage radioélectrique subi, même si le brouillage est susceptible d'en compromettre le fonctionnement.

### **ISED RF exposure statement:**

This equipment complies with ISED radiation exposure limits set forth for an uncontrolled environment.

This equipment should be installed and operated with minimum distance 20cm between the radiator& your body. This transmitter must not be co-located or operating in conjunction with any other antenna or transmitter.

Le rayonnement de la classe b respecte ISED fixaient un environnement non contrôlés. Installation et mise en œuvre de ce matériel devrait avec échangeur distance minimale entre 20 cm ton corps. Lanceurs ou ne peuvent pas coexister cette antenne ou capteurs avec d'autres.



# Product features

1. App dimming and color matching
2. Energy saving and emission reduction, long service life
3. Stable performance, safety and reliability
4. Changeable colors, high-end atmosphere
5. Convenient installation and wide applicability



# Installation steps

- 1:Cut off all the electronics components
- 2:Reconnect the circuit as indicated  
in the picture
- 3:Turn on the lamp holder
- 4.Screw the lamp into the lamp holder
- 5.The lamp is not suitable for discharge  
within 15cm



# Precautions during use

1. Before use, determine whether the lamp is damaged or loose.
2. Pay attention to the power supply voltage before installing lamps
3. The light source of the product cannot be changed at will, and the structural parts and seals can not be disassembled

## Download original steps:

1. Open the mobile app store and search for TUYA Smart. The above interface is displayed, and click "Install" button



**Tuya Smart**  
Smart Life Smart Living  
★★★★★ 14K



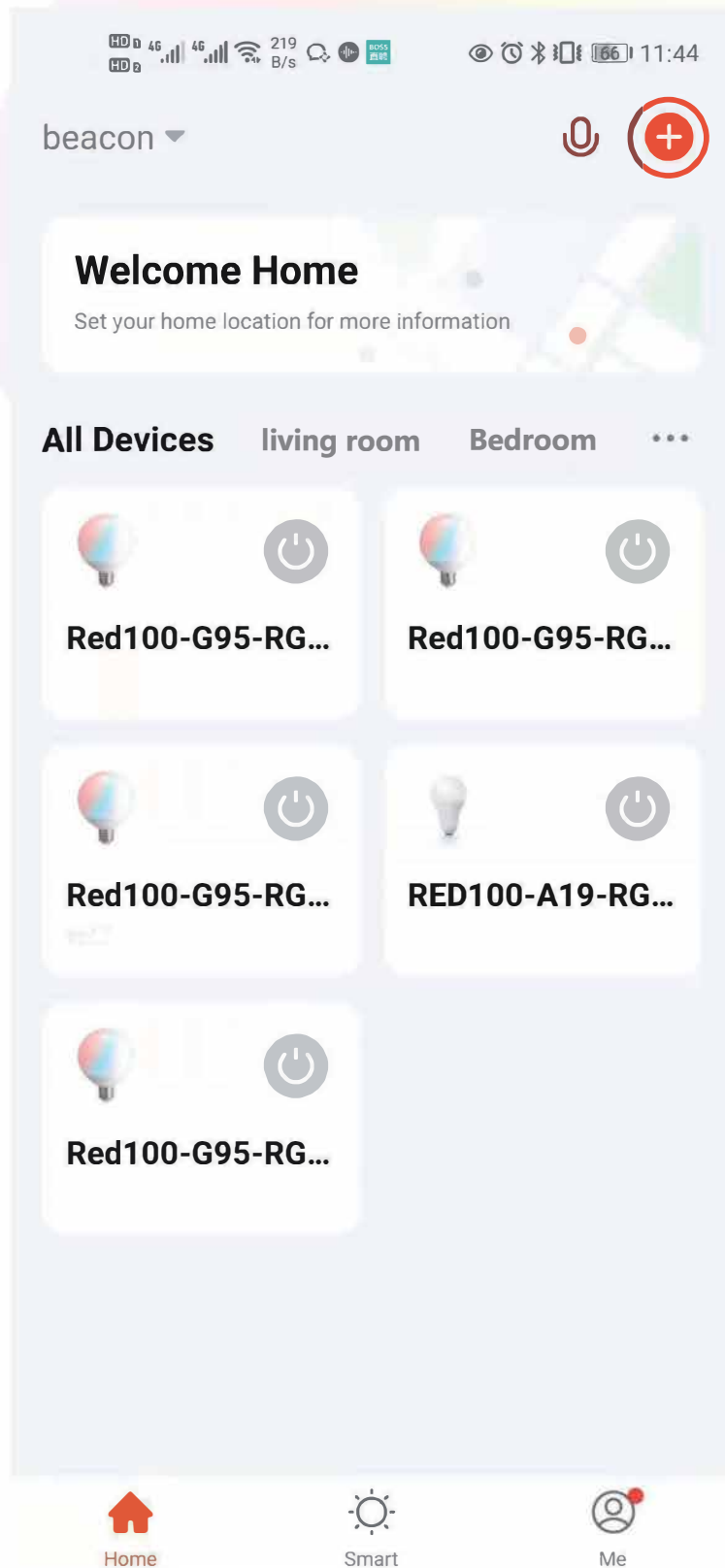
2. Click open or return to the desktop to open on the desktop




# Dimming steps:

1. Connect the lamp to 120V voltage

2. The light starts to flash, turn on the mobile app, Click the plus sign in the upper right corner

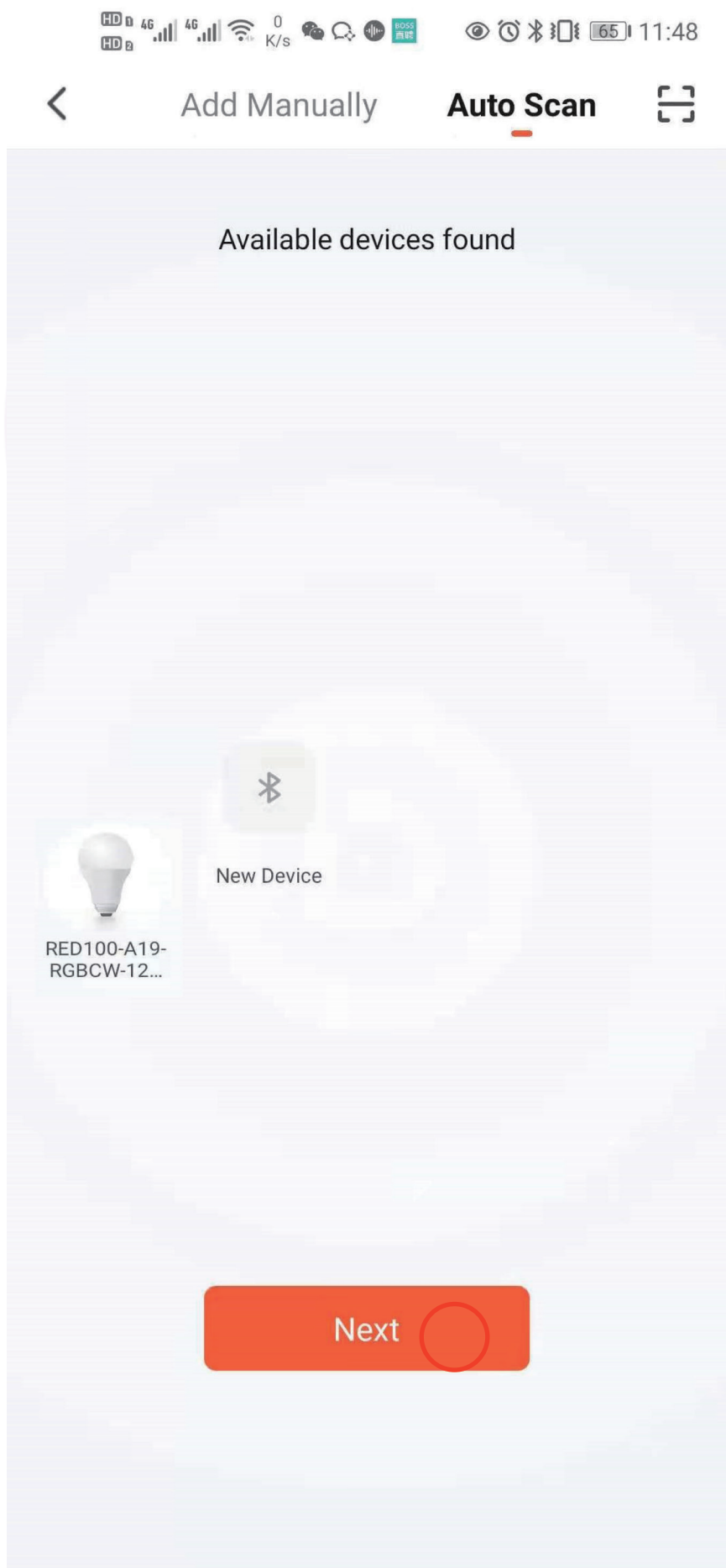


### 3. Click auto discovery and start collection





4. Click next



5. Click the plus sign in the upper right corner of the device to be connected



**Cancel**

**Add Device**

Bluetooth device



RED100-A19-RGBCW-120V-B  
eacon



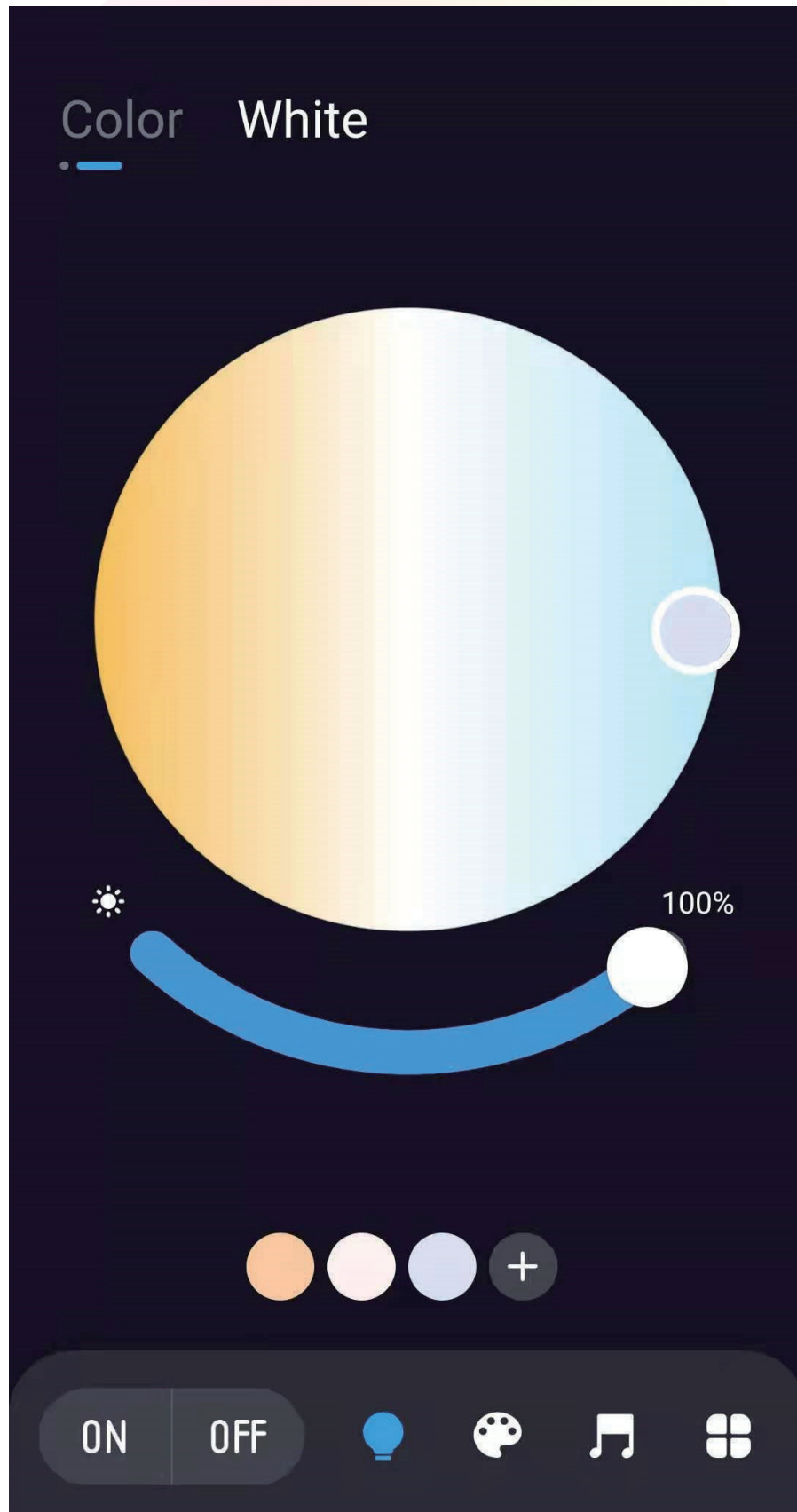
Bluetooth device



New Device



6. After the distribution network is completed, it will automatically jump to the dimming interface. The color temperature between 2700-6500k can be called out in the upper circular area, and the brightness of the lower arc-shaped adjusting rod can be 1% - 100%.



7. Click the color light in the upper left corner to switch to the color light adjustment page. The color of the color light can be adjusted in the circular area above, and the brightness of the arc-shaped adjustment rod below can be 1% - 100%.

